

## Measurement of the $B^+ \rightarrow \omega \ell^+ \nu$ branching fraction with semileptonically tagged $B$ mesons

J. P. Lees,<sup>1</sup> V. Poireau,<sup>1</sup> V. Tisserand,<sup>1</sup> E. Grauges,<sup>2</sup> A. Palano<sup>ab,3</sup> G. Eigen,<sup>4</sup> B. Stugu,<sup>4</sup> D. N. Brown,<sup>5</sup> L. T. Kerth,<sup>5</sup> Yu. G. Kolomensky,<sup>5</sup> M. J. Lee,<sup>5</sup> G. Lynch,<sup>5</sup> H. Koch,<sup>6</sup> T. Schroeder,<sup>6</sup> C. Hearty,<sup>7</sup> T. S. Mattison,<sup>7</sup> J. A. McKenna,<sup>7</sup> R. Y. So,<sup>7</sup> A. Khan,<sup>8</sup> V. E. Blinov<sup>ac,9</sup> A. R. Buzykaev<sup>a,9</sup> V. P. Druzhinin<sup>ab,9</sup> V. B. Golubev<sup>ab,9</sup> E. A. Kravchenko<sup>ab,9</sup> A. P. Onuchin<sup>ac,9</sup> S. I. Serednyakov<sup>ab,9</sup> Yu. I. Skovpen<sup>ab,9</sup> E. P. Solodov<sup>ab,9</sup> K. Yu. Todyshev<sup>ab,9</sup> A. N. Yushkov<sup>a,9</sup> D. Kirkby,<sup>10</sup> A. J. Lankford,<sup>10</sup> M. Mandelkern,<sup>10</sup> B. Dey,<sup>11</sup> J. W. Gary,<sup>11</sup> O. Long,<sup>11</sup> G. M. Vitug,<sup>11</sup> C. Campagnari,<sup>12</sup> M. Franco Sevilla,<sup>12</sup> T. M. Hong,<sup>12</sup> D. Kovalskiy,<sup>12</sup> J. D. Richman,<sup>12</sup> C. A. West,<sup>12</sup> A. M. Eisner,<sup>13</sup> W. S. Lockman,<sup>13</sup> A. J. Martinez,<sup>13</sup> B. A. Schumm,<sup>13</sup> A. Seiden,<sup>13</sup> D. S. Chao,<sup>14</sup> C. H. Cheng,<sup>14</sup> B. Echenard,<sup>14</sup> K. T. Flood,<sup>14</sup> D. G. Hitlin,<sup>14</sup> P. Ongmongkolkul,<sup>14</sup> F. C. Porter,<sup>14</sup> R. Andreassen,<sup>15</sup> Z. Huard,<sup>15</sup> B. T. Meadows,<sup>15</sup> B. G. Pushpawela,<sup>15</sup> M. D. Sokoloff,<sup>15</sup> L. Sun,<sup>15</sup> P. C. Bloom,<sup>16</sup> W. T. Ford,<sup>16</sup> A. Gaz,<sup>16</sup> M. Nagel,<sup>16</sup> U. Nauenberg,<sup>16</sup> J. G. Smith,<sup>16</sup> S. R. Wagner,<sup>16</sup> R. Ayad,<sup>17,\*</sup> W. H. Toki,<sup>17</sup> B. Spaan,<sup>18</sup> R. Schwierz,<sup>19</sup> D. Bernard,<sup>20</sup> M. Verderi,<sup>20</sup> S. Playfer,<sup>21</sup> D. Bettoni<sup>a,22</sup> C. Bozzi<sup>a,22</sup> R. Calabrese<sup>ab,22</sup> G. Cibinetto<sup>ab,22</sup> E. Fioravanti<sup>ab,22</sup> I. Garzia<sup>ab,22</sup> E. Luppi<sup>ab,22</sup> L. Piemontese<sup>a,22</sup> V. Santoro<sup>a,22</sup> R. Baldini-Ferroli,<sup>23</sup> A. Calcaterra,<sup>23</sup> R. de Sangro,<sup>23</sup> G. Finocchiaro,<sup>23</sup> S. Martellotti,<sup>23</sup> P. Patteri,<sup>23</sup> I. M. Peruzzi,<sup>23,†</sup> M. Piccolo,<sup>23</sup> M. Rama,<sup>23</sup> A. Zallo,<sup>23</sup> R. Contri<sup>ab,24</sup> E. Guido<sup>ab,24</sup> M. Lo Vetere<sup>ab,24</sup> M. R. Monge<sup>ab,24</sup> S. Passaggio<sup>a,24</sup> C. Patrignani<sup>ab,24</sup> E. Robutti<sup>a,24</sup> B. Bhuyan,<sup>25</sup> V. Prasad,<sup>25</sup> M. Morii,<sup>26</sup> A. Adametz,<sup>27</sup> U. Uwer,<sup>27</sup> H. M. Lacker,<sup>28</sup> P. D. Dauncey,<sup>29</sup> U. Mallik,<sup>30</sup> C. Chen,<sup>31</sup> J. Cochran,<sup>31</sup> W. T. Meyer,<sup>31</sup> S. Prell,<sup>31</sup> A. E. Rubin,<sup>31</sup> A. V. Gritsan,<sup>32</sup> N. Arnaud,<sup>33</sup> M. Davier,<sup>33</sup> D. Derkach,<sup>33</sup> G. Grosdidier,<sup>33</sup> F. Le Diberder,<sup>33</sup> A. M. Lutz,<sup>33</sup> B. Malaescu,<sup>33</sup> P. Roudeau,<sup>33</sup> A. Stocchi,<sup>33</sup> G. Wormser,<sup>33</sup> D. J. Lange,<sup>34</sup> D. M. Wright,<sup>34</sup> J. P. Coleman,<sup>35</sup> J. R. Fry,<sup>35</sup> E. Gabathuler,<sup>35</sup> D. E. Hutchcroft,<sup>35</sup> D. J. Payne,<sup>35</sup> C. Touramanis,<sup>35</sup> A. J. Bevan,<sup>36</sup> F. Di Lodovico,<sup>36</sup> R. Sacco,<sup>36</sup> G. Cowan,<sup>37</sup> J. Bougher,<sup>38</sup> D. N. Brown,<sup>38</sup> C. L. Davis,<sup>38</sup> A. G. Denig,<sup>39</sup> M. Fritsch,<sup>39</sup> W. Gradl,<sup>39</sup> K. Griessinger,<sup>39</sup> A. Hafner,<sup>39</sup> E. Prencipe,<sup>39</sup> K. R. Schubert,<sup>39</sup> R. J. Barlow,<sup>40,‡</sup> G. D. Lafferty,<sup>40</sup> E. Behn,<sup>41</sup> R. Cenci,<sup>41</sup> B. Hamilton,<sup>41</sup> A. Jawahery,<sup>41</sup> D. A. Roberts,<sup>41</sup> R. Cowan,<sup>42</sup> D. Dujmic,<sup>42</sup> G. Sciolla,<sup>42</sup> R. Cheaib,<sup>43</sup> P. M. Patel,<sup>43,§</sup> S. H. Robertson,<sup>43</sup> P. Biassoni<sup>ab,44</sup> N. Neri<sup>a,44</sup> F. Palombo<sup>ab,44</sup> L. Cremaldi,<sup>45</sup> R. Godang,<sup>45,¶</sup> P. Sonnek,<sup>45</sup> D. J. Summers,<sup>45</sup> X. Nguyen,<sup>46</sup> M. Simard,<sup>46</sup> P. Taras,<sup>46</sup> G. De Nardo<sup>ab,47</sup> D. Monorchio<sup>ab,47</sup> G. Onorato<sup>ab,47</sup> C. Sciacca<sup>ab,47</sup> M. Martinelli,<sup>48</sup> G. Raven,<sup>48</sup> C. P. Jessop,<sup>49</sup> J. M. LoSecco,<sup>49</sup> K. Honscheid,<sup>50</sup> R. Kass,<sup>50</sup> J. Brau,<sup>51</sup> R. Frey,<sup>51</sup> N. B. Sinev,<sup>51</sup> D. Strom,<sup>51</sup> E. Torrence,<sup>51</sup> E. Feltres<sup>ab,52</sup> M. Margoni<sup>ab,52</sup> M. Morandin<sup>a,52</sup> M. Posocco<sup>a,52</sup> M. Rotondo<sup>a,52</sup> G. Simi<sup>a,52</sup> F. Simonetto<sup>ab,52</sup> R. Stroili<sup>ab,52</sup> S. Akar,<sup>53</sup> E. Ben-Haim,<sup>53</sup> M. Bomben,<sup>53</sup> G. R. Bonneaud,<sup>53</sup> H. Briand,<sup>53</sup> G. Calderini,<sup>53</sup> J. Chauveau,<sup>53</sup> Ph. Leruste,<sup>53</sup> G. Marchiori,<sup>53</sup> J. Ocariz,<sup>53</sup> S. Sitt,<sup>53</sup> M. Biasini<sup>ab,54</sup> E. Manoni<sup>a,54</sup> S. Pacetti<sup>ab,54</sup> A. Rossi<sup>a,54</sup> C. Angelini<sup>ab,55</sup> G. Batignani<sup>ab,55</sup> S. Bettarini<sup>ab,55</sup> M. Carpinelli<sup>ab,55,\*\*</sup> G. Casarosa<sup>ab,55</sup> A. Cervelli<sup>ab,55</sup> F. Forti<sup>ab,55</sup> M. A. Giorgi<sup>ab,55</sup> A. Lusiani<sup>ac,55</sup> B. Oberhof<sup>ab,55</sup> E. Paoloni<sup>ab,55</sup> A. Perez<sup>a,55</sup> G. Rizzo<sup>ab,55</sup> J. J. Walsh<sup>a,55</sup> D. Lopes Pegna,<sup>56</sup> J. Olsen,<sup>56</sup> A. J. S. Smith,<sup>56</sup> R. Faccini<sup>ab,57</sup> F. Ferrarotto<sup>a,57</sup> F. Ferroni<sup>ab,57</sup> M. Gaspero<sup>ab,57</sup> L. Li Gioi<sup>a,57</sup> G. Piredda<sup>a,57</sup> C. Büniger,<sup>58</sup> O. Grünberg,<sup>58</sup> T. Hartmann,<sup>58</sup> T. Leddig,<sup>58</sup> C. Voß,<sup>58</sup> R. Waldi,<sup>58</sup> T. Adye,<sup>59</sup> E. O. Olaiya,<sup>59</sup> F. F. Wilson,<sup>59</sup> S. Emery,<sup>60</sup> G. Hamel de Monchenault,<sup>60</sup> G. Vasseur,<sup>60</sup> Ch. Yèche,<sup>60</sup> F. Anulli,<sup>61</sup> D. Aston,<sup>61</sup> D. J. Bard,<sup>61</sup> J. F. Benitez,<sup>61</sup> C. Cartaro,<sup>61</sup> M. R. Convery,<sup>61</sup> J. Dorfan,<sup>61</sup> G. P. Dubois-Felsmann,<sup>61</sup> W. Dunwoodie,<sup>61</sup> M. Ebert,<sup>61</sup> R. C. Field,<sup>61</sup> B. G. Fulsom,<sup>61</sup> A. M. Gabareen,<sup>61</sup> M. T. Graham,<sup>61</sup> C. Hast,<sup>61</sup> W. R. Innes,<sup>61</sup> P. Kim,<sup>61</sup> M. L. Kocian,<sup>61</sup> D. W. G. S. Leith,<sup>61</sup> P. Lewis,<sup>61</sup> D. Lindemann,<sup>61</sup> B. Lindquist,<sup>61</sup> S. Luitz,<sup>61</sup> V. Luth,<sup>61</sup> H. L. Lynch,<sup>61</sup> D. B. MacFarlane,<sup>61</sup> D. R. Muller,<sup>61</sup> H. Neal,<sup>61</sup> S. Nelson,<sup>61</sup> M. Perl,<sup>61</sup> T. Pulliam,<sup>61</sup> B. N. Ratcliff,<sup>61</sup> A. Roodman,<sup>61</sup> A. A. Salnikov,<sup>61</sup> R. H. Schindler,<sup>61</sup> A. Snyder,<sup>61</sup> D. Su,<sup>61</sup> M. K. Sullivan,<sup>61</sup> J. Va'vra,<sup>61</sup> A. P. Wagner,<sup>61</sup> W. F. Wang,<sup>61</sup> W. J. Wisniewski,<sup>61</sup> M. Wittgen,<sup>61</sup> D. H. Wright,<sup>61</sup> H. W. Wulsin,<sup>61</sup> V. Ziegler,<sup>61</sup> W. Park,<sup>62</sup> M. V. Purohit,<sup>62</sup> R. M. White,<sup>62,††</sup> J. R. Wilson,<sup>62</sup> A. Randle-Conde,<sup>63</sup> S. J. Sekula,<sup>63</sup> M. Bellis,<sup>64</sup> P. R. Burchat,<sup>64</sup> T. S. Miyashita,<sup>64</sup> E. M. T. Puccio,<sup>64</sup> M. S. Alam,<sup>65</sup> J. A. Ernst,<sup>65</sup> R. Gorodeisky,<sup>66</sup> N. Guttman,<sup>66</sup> D. R. Peimer,<sup>66</sup> A. Soffer,<sup>66</sup> S. M. Spanier,<sup>67</sup> J. L. Ritchie,<sup>68</sup> A. M. Ruland,<sup>68</sup> R. F. Schwitters,<sup>68</sup> B. C. Wray,<sup>68</sup> J. M. Izen,<sup>69</sup> X. C. Lou,<sup>69</sup> F. Bianchi<sup>ab,70</sup> F. De Mori<sup>ab,70</sup> A. Filippi<sup>a,70</sup> D. Gamba<sup>ab,70</sup> S. Zambito<sup>ab,70</sup> L. Lanceri<sup>ab,71</sup> L. Vitale<sup>ab,71</sup> F. Martinez-Vidal,<sup>72</sup> A. Oyanguren,<sup>72</sup> P. Villanueva-Perez,<sup>72</sup> H. Ahmed,<sup>73</sup> J. Albert,<sup>73</sup> Sw. Banerjee,<sup>73</sup> F. U. Bernlochner,<sup>73</sup> H. H. F. Choi,<sup>73</sup> G. J. King,<sup>73</sup> R. Kowalewski,<sup>73</sup>

M. J. Lewczuk,<sup>73</sup> T. Lueck,<sup>73</sup> I. M. Nugent,<sup>73</sup> J. M. Roney,<sup>73</sup> R. J. Sobie,<sup>73</sup> N. Tasneem,<sup>73</sup> T. J. Gershon,<sup>74</sup>  
P. F. Harrison,<sup>74</sup> T. E. Latham,<sup>74</sup> H. R. Band,<sup>75</sup> S. Dasu,<sup>75</sup> Y. Pan,<sup>75</sup> R. Prepost,<sup>75</sup> and S. L. Wu<sup>75</sup>

(The BABAR Collaboration)

- <sup>1</sup>Laboratoire d'Annecy-le-Vieux de Physique des Particules (LAPP),  
Université de Savoie, CNRS/IN2P3, F-74941 Annecy-Le-Vieux, France
- <sup>2</sup>Universitat de Barcelona, Facultat de Física, Departament ECM, E-08028 Barcelona, Spain
- <sup>3</sup>INFN Sezione di Bari<sup>a</sup>; Dipartimento di Fisica, Università di Bari<sup>b</sup>, I-70126 Bari, Italy
- <sup>4</sup>University of Bergen, Institute of Physics, N-5007 Bergen, Norway
- <sup>5</sup>Lawrence Berkeley National Laboratory and University of California, Berkeley, California 94720, USA
- <sup>6</sup>Ruhr Universität Bochum, Institut für Experimentalphysik 1, D-44780 Bochum, Germany
- <sup>7</sup>University of British Columbia, Vancouver, British Columbia, Canada V6T 1Z1
- <sup>8</sup>Brunel University, Uxbridge, Middlesex UB8 3PH, United Kingdom
- <sup>9</sup>Budker Institute of Nuclear Physics SB RAS, Novosibirsk 630090<sup>a</sup>,  
Novosibirsk State University, Novosibirsk 630090<sup>b</sup>,  
Novosibirsk State Technical University, Novosibirsk 630092<sup>c</sup>, Russia
- <sup>10</sup>University of California at Irvine, Irvine, California 92697, USA
- <sup>11</sup>University of California at Riverside, Riverside, California 92521, USA
- <sup>12</sup>University of California at Santa Barbara, Santa Barbara, California 93106, USA
- <sup>13</sup>University of California at Santa Cruz, Institute for Particle Physics, Santa Cruz, California 95064, USA
- <sup>14</sup>California Institute of Technology, Pasadena, California 91125, USA
- <sup>15</sup>University of Cincinnati, Cincinnati, Ohio 45221, USA
- <sup>16</sup>University of Colorado, Boulder, Colorado 80309, USA
- <sup>17</sup>Colorado State University, Fort Collins, Colorado 80523, USA
- <sup>18</sup>Technische Universität Dortmund, Fakultät Physik, D-44221 Dortmund, Germany
- <sup>19</sup>Technische Universität Dresden, Institut für Kern- und Teilchenphysik, D-01062 Dresden, Germany
- <sup>20</sup>Laboratoire Leprince-Ringuet, Ecole Polytechnique, CNRS/IN2P3, F-91128 Palaiseau, France
- <sup>21</sup>University of Edinburgh, Edinburgh EH9 3JZ, United Kingdom
- <sup>22</sup>INFN Sezione di Ferrara<sup>a</sup>; Dipartimento di Fisica e Scienze della Terra, Università di Ferrara<sup>b</sup>, I-44122 Ferrara, Italy
- <sup>23</sup>INFN Laboratori Nazionali di Frascati, I-00044 Frascati, Italy
- <sup>24</sup>INFN Sezione di Genova<sup>a</sup>; Dipartimento di Fisica, Università di Genova<sup>b</sup>, I-16146 Genova, Italy
- <sup>25</sup>Indian Institute of Technology Guwahati, Guwahati, Assam, 781 039, India
- <sup>26</sup>Harvard University, Cambridge, Massachusetts 02138, USA
- <sup>27</sup>Universität Heidelberg, Physikalisches Institut, D-69120 Heidelberg, Germany
- <sup>28</sup>Humboldt-Universität zu Berlin, Institut für Physik, D-12489 Berlin, Germany
- <sup>29</sup>Imperial College London, London, SW7 2AZ, United Kingdom
- <sup>30</sup>University of Iowa, Iowa City, Iowa 52242, USA
- <sup>31</sup>Iowa State University, Ames, Iowa 50011-3160, USA
- <sup>32</sup>Johns Hopkins University, Baltimore, Maryland 21218, USA
- <sup>33</sup>Laboratoire de l'Accélérateur Linéaire, IN2P3/CNRS et Université Paris-Sud 11,  
Centre Scientifique d'Orsay, F-91898 Orsay Cedex, France
- <sup>34</sup>Lawrence Livermore National Laboratory, Livermore, California 94550, USA
- <sup>35</sup>University of Liverpool, Liverpool L69 7ZE, United Kingdom
- <sup>36</sup>Queen Mary, University of London, London, E1 4NS, United Kingdom
- <sup>37</sup>University of London, Royal Holloway and Bedford New College, Egham, Surrey TW20 0EX, United Kingdom
- <sup>38</sup>University of Louisville, Louisville, Kentucky 40292, USA
- <sup>39</sup>Johannes Gutenberg-Universität Mainz, Institut für Kernphysik, D-55099 Mainz, Germany
- <sup>40</sup>University of Manchester, Manchester M13 9PL, United Kingdom
- <sup>41</sup>University of Maryland, College Park, Maryland 20742, USA
- <sup>42</sup>Massachusetts Institute of Technology, Laboratory for Nuclear Science, Cambridge, Massachusetts 02139, USA
- <sup>43</sup>McGill University, Montréal, Québec, Canada H3A 2T8
- <sup>44</sup>INFN Sezione di Milano<sup>a</sup>; Dipartimento di Fisica, Università di Milano<sup>b</sup>, I-20133 Milano, Italy
- <sup>45</sup>University of Mississippi, University, Mississippi 38677, USA
- <sup>46</sup>Université de Montréal, Physique des Particules, Montréal, Québec, Canada H3C 3J7
- <sup>47</sup>INFN Sezione di Napoli<sup>a</sup>; Dipartimento di Scienze Fisiche,  
Università di Napoli Federico II<sup>b</sup>, I-80126 Napoli, Italy
- <sup>48</sup>NIKHEF, National Institute for Nuclear Physics and High Energy Physics, NL-1009 DB Amsterdam, The Netherlands
- <sup>49</sup>University of Notre Dame, Notre Dame, Indiana 46556, USA
- <sup>50</sup>Ohio State University, Columbus, Ohio 43210, USA
- <sup>51</sup>University of Oregon, Eugene, Oregon 97403, USA
- <sup>52</sup>INFN Sezione di Padova<sup>a</sup>; Dipartimento di Fisica, Università di Padova<sup>b</sup>, I-35131 Padova, Italy
- <sup>53</sup>Laboratoire de Physique Nucléaire et de Hautes Energies,  
IN2P3/CNRS, Université Pierre et Marie Curie-Paris6,  
Université Denis Diderot-Paris7, F-75252 Paris, France

- <sup>54</sup>INFN Sezione di Perugia<sup>a</sup>; Dipartimento di Fisica, Università di Perugia<sup>b</sup>, I-06123 Perugia, Italy
- <sup>55</sup>INFN Sezione di Pisa<sup>a</sup>; Dipartimento di Fisica, Università di Pisa<sup>b</sup>; Scuola Normale Superiore di Pisa<sup>c</sup>, I-56127 Pisa, Italy
- <sup>56</sup>Princeton University, Princeton, New Jersey 08544, USA
- <sup>57</sup>INFN Sezione di Roma<sup>a</sup>; Dipartimento di Fisica, Università di Roma La Sapienza<sup>b</sup>, I-00185 Roma, Italy
- <sup>58</sup>Universität Rostock, D-18051 Rostock, Germany
- <sup>59</sup>Rutherford Appleton Laboratory, Chilton, Didcot, Oxon, OX11 0QX, United Kingdom
- <sup>60</sup>CEA, Irfu, SPP, Centre de Saclay, F-91191 Gif-sur-Yvette, France
- <sup>61</sup>SLAC National Accelerator Laboratory, Stanford, California 94309 USA
- <sup>62</sup>University of South Carolina, Columbia, South Carolina 29208, USA
- <sup>63</sup>Southern Methodist University, Dallas, Texas 75275, USA
- <sup>64</sup>Stanford University, Stanford, California 94305-4060, USA
- <sup>65</sup>State University of New York, Albany, New York 12222, USA
- <sup>66</sup>Tel Aviv University, School of Physics and Astronomy, Tel Aviv, 69978, Israel
- <sup>67</sup>University of Tennessee, Knoxville, Tennessee 37996, USA
- <sup>68</sup>University of Texas at Austin, Austin, Texas 78712, USA
- <sup>69</sup>University of Texas at Dallas, Richardson, Texas 75083, USA
- <sup>70</sup>INFN Sezione di Torino<sup>a</sup>; Dipartimento di Fisica Sperimentale, Università di Torino<sup>b</sup>, I-10125 Torino, Italy
- <sup>71</sup>INFN Sezione di Trieste<sup>a</sup>; Dipartimento di Fisica, Università di Trieste<sup>b</sup>, I-34127 Trieste, Italy
- <sup>72</sup>IFIC, Universitat de Valencia-CSIC, E-46071 Valencia, Spain
- <sup>73</sup>University of Victoria, Victoria, British Columbia, Canada V8W 3P6
- <sup>74</sup>Department of Physics, University of Warwick, Coventry CV4 7AL, United Kingdom
- <sup>75</sup>University of Wisconsin, Madison, Wisconsin 53706, USA

We report a measurement of the branching fraction of the exclusive charmless semileptonic decay  $B^+ \rightarrow \omega \ell^+ \nu$ , where  $\ell$  is either an electron or a muon. We use samples of  $B^+$  mesons tagged by a reconstructed charmed semileptonic decay of the other  $B$  meson in the event. The measurement is based on a dataset of  $426.1 \text{ fb}^{-1}$  of  $e^+e^-$  collisions at a center-of-mass energy of 10.58 GeV recorded with the BABAR detector at the PEP-II asymmetric-energy  $e^+e^-$  storage rings. We measure a branching fraction of  $\mathcal{B}(B^+ \rightarrow \omega \ell^+ \nu) = (1.35 \pm 0.21 \pm 0.11) \cdot 10^{-4}$ , where the uncertainties are statistical and systematic, respectively. We also present measurements of the partial branching fractions in three bins of  $q^2$ , the invariant-mass squared of the lepton-neutrino system, and we compare them to theoretical predictions of the form factors.

PACS numbers: 13.20.He, 12.15.Hh, 12.38.Qk, 14.40.Nd, 14.40.Aq

Measurements of branching fractions of charmless semileptonic  $B$  decays can be used to determine the magnitude of the Cabibbo-Kobayashi-Maskawa matrix [1, 2] element  $|V_{ub}|$  and can thus provide an important constraint on the Unitarity Triangle. These measurements can either be inclusive, *i.e.* integrated over all possible hadronic final states, or exclusive, *i.e.* restricted to a specific hadronic final state, which is explicitly reconstructed. Studies of exclusive decays allow for more stringent kinematic constraints and better background suppression than inclusive decays. However, the predictions for exclusive decay rates depend on calculations of

hadronic form factors, and these are affected by theoretical uncertainties different from those involved in inclusive decays.

Currently, the most precise determination of  $|V_{ub}|$  with exclusive decays, both experimentally and theoretically, is based on a measurement of  $B \rightarrow \pi \ell \nu$  decays [3]. It is important to study decays to other pseudoscalar or vector mesons, in order to perform further tests of theoretical calculations, and to improve the knowledge of the composition of charmless semileptonic decays. We present measurements of the branching fractions  $\mathcal{B}(B^+ \rightarrow \omega \ell^+ \nu)$ , where  $\ell = e, \mu$  and charge-conjugate modes are included implicitly. The  $\omega$  meson is reconstructed in its decay to three pions, which has a branching fraction of  $\mathcal{B}(\omega \rightarrow \pi^+ \pi^- \pi^0) = (89.2 \pm 0.7)\%$  [4]. This decay chain has previously been studied by the Belle collaboration using neutrino reconstruction [5] and hadronic tagging [6], and by the BABAR collaboration using neutrino reconstruction on a partial [7] and the full dataset [8], as well as employing a different analysis strategy based on a loose neutrino reconstruction technique [9]; in this analysis, we employ a semileptonic tag on the full BABAR dataset.

The results presented in this analysis are based on data collected with the BABAR detector at the PEP-

\*Now at the University of Tabuk, Tabuk 71491, Saudi Arabia

†Also with Università di Perugia, Dipartimento di Fisica, Perugia, Italy

‡Now at the University of Huddersfield, Huddersfield HD1 3DH, UK

§Deceased

¶Now at University of South Alabama, Mobile, Alabama 36688, USA

\*\*Also with Università di Sassari, Sassari, Italy

††Now at Universidad Técnica Federico Santa María, Valparaíso, Chile 2390123

II asymmetric-energy  $e^+e^-$  storage rings, operating at the SLAC National Accelerator Laboratory. At PEP-II, 9.0 GeV electrons collide with 3.1 GeV positrons to yield a center-of-mass (CM) energy of  $\sqrt{s} = 10.58$  GeV, which corresponds to the mass of the  $\Upsilon(4S)$  resonance. The asymmetric energies result in a boost of the CM frame of  $\beta\gamma \approx 0.56$ . We analyse the full *BABAR* dataset collected at the  $\Upsilon(4S)$  resonance from 1999 to 2008, corresponding to an integrated luminosity of  $426 \text{ fb}^{-1}$  [10] and 467.8 million  $B\bar{B}$  pairs. In addition,  $40 \text{ fb}^{-1}$  are recorded at a CM energy 40 MeV below the  $\Upsilon(4S)$  resonance to study background from  $e^+e^- \rightarrow f\bar{f}$  ( $f = u, d, s, c, \tau$ ) continuum events.

A detailed description of the *BABAR* detector can be found elsewhere [11]. Charged-particle trajectories are measured in a five-layer double-sided silicon vertex tracker and a 40-layer drift chamber, both operating in the 1.5-T magnetic field of a superconducting solenoid. Charged-particle identification is achieved through measurements of the particle energy loss ( $dE/dx$ ) in the tracking devices and the Cherenkov angle obtained by an internally reflecting ring-imaging Cherenkov detector. A CsI(Tl) electromagnetic calorimeter provides photon detection and electron identification. Muons are identified in the instrumented flux return of the magnet.

In order to validate the analysis, Monte Carlo (MC) techniques are used to simulate the production and decay of  $B\bar{B}$  and continuum events [12, 13], and to simulate the response of the detector [14]. Charmless semileptonic decays are simulated as a mixture of three-body decays  $B \rightarrow X_u \ell \nu$  ( $X_u = \pi, \eta, \eta', \rho, \omega$ ) and are re-weighted according to the latest form-factor calculations from light-cone sum rules [15–17]. Decays to non-resonant hadronic states  $X_u$  with masses  $m_{X_u} > 2m_\pi$  are simulated with a smooth  $m_{X_u}$  spectrum [18].

Event-shape variables that are sensitive to the topological differences between jet-like continuum events and more spherical  $B\bar{B}$  events are used to suppress backgrounds from  $e^+e^- \rightarrow q\bar{q}$  and other QED processes. We reject events for which the ratio of the second and zeroth Fox-Wolfram moments [19] is greater than 0.7. In addition, the event must contain at least six charged tracks (with three of them needed for the B tagging, as explained in the following), two of which must be identified as leptons of opposite charges.

In contrast to the earlier *BABAR*  $B^+ \rightarrow \omega \ell^+ \nu$  measurements [7, 8], for the present analysis the second  $B$  meson in the event is partially reconstructed and used as a tag  $B$  that identifies the charge of the signal  $B$  meson; this yields a smaller candidate sample, but with higher purity and better signal discrimination. We tag  $B$  mesons decaying as  $B^- \rightarrow D^{(*)}(X)\ell^-\bar{\nu}$  through the full hadronic reconstruction of  $D^0$  mesons, where ( $X$ ) represents zero, one, or several pions in the final state, which are not explicitly reconstructed. The  $D^0$  mesons are reconstructed via decays into  $K^- \pi^+$ ,  $K^- \pi^+ \pi^0$ , and  $K^- \pi^+ \pi^+ \pi^-$ . Neutral pions are reconstructed as  $\pi^0 \rightarrow \gamma\gamma$  with the requirement  $115 < m_{\gamma\gamma} < 150 \text{ MeV}/c^2$  on the

diphoton invariant mass. Masses of  $D$  candidates are required to be within  $20 \text{ MeV}/c^2$  of the nominal  $D^0$  mass for  $D^0 \rightarrow K^- \pi^+$  and  $D^0 \rightarrow K^- \pi^+ \pi^+ \pi^-$  decays, and within  $30 \text{ MeV}/c^2$  for  $D^0 \rightarrow K^- \pi^+ \pi^0$  decays. We require the charged tracks from the  $D^0$  decay to originate from a common vertex. We reconstruct  $D^{*0}$  mesons as  $D^0 \pi^0$ . The mass difference between the  $D^{*0}$  candidate and its corresponding  $D^0$  must be within  $5 \text{ MeV}/c^2$  of its expected value. Candidate  $D^{(*)}$  mesons are paired with a charged lepton with absolute momentum (in the CM frame, denoted by a  $*$ )  $|\vec{p}_\ell^*| > 0.8 \text{ GeV}/c$  to form a  $Y = D^{(*)}\ell$  candidate. The charged lepton is identified as either an electron or muon. The lepton identification efficiency is constant and greater than 92% for electrons with momenta greater than  $0.8 \text{ GeV}/c$ , and greater than 75% for muons with momenta greater than  $1.2 \text{ GeV}/c$ . The pion and kaon misidentification rates are of the order of 0.1% and 0.5%, respectively, for the electron selector, while both are below 5% for the muon selector. The electron energy is corrected for bremsstrahlung photons emitted and detected close to the electron direction. The lepton and the kaon from the  $D$  decay must have the same charge. Assuming that the  $B^- \rightarrow Y\bar{\nu}$  decay hypothesis is correct, the angle  $\theta_{BY}$  between the directions of the (measured)  $Y$  and its parent  $B$  is given by

$$\cos\theta_{BY} = \frac{2E_B E_Y - m_B^2 - m_Y^2}{2|\vec{p}_B||\vec{p}_Y|}, \quad (1)$$

where  $E_B$ ,  $m_B$ , and  $|\vec{p}_B|$  are the energy, mass, and absolute momentum of the  $B$  meson, and  $E_Y$ ,  $m_Y$ , and  $|\vec{p}_Y|$  are the corresponding quantities for the  $Y$  system. Eq. (1) is valid in any frame of reference. In the CM frame however, the energy and momentum of the  $B$  meson can be inferred from the beam energies, and  $\cos\theta_{BY}$  can be calculated without any specific knowledge of the  $B$  meson kinematics. If the  $B^- \rightarrow Y\bar{\nu}$  hypothesis is correct, then  $|\cos\theta_{BY}| \leq 1$ , up to experimental resolution. Because  $\cos\theta_{BY}$  is strongly correlated with our discriminating variable  $\cos^2\phi_B$  (described below), we impose the loose requirement  $|\cos\theta_{BY}| \leq 5$ . The  $B^- \rightarrow D^{(*)}(X)\ell^-\bar{\nu}$  tag efficiency is found to be 4.4%.

After identifying the tag  $B$ , we require the remaining particles in the event to be consistent with a  $B^+ \rightarrow \omega \ell^+ \nu$  decay, *i.e.* there should be exactly three additional tracks, one of them being identified as a charged lepton. We require the additional lepton to have an absolute CM momentum  $|\vec{p}_\ell^*| > 0.8 \text{ GeV}/c$ . The two remaining tracks (assumed to be pions and required to come from a common vertex) are combined with one neutral pion to form an  $\omega$  candidate, which is required to have an invariant mass between 0.75 and  $0.81 \text{ GeV}/c^2$ . This is carried out with all the neutral pions in the event, because at this point we still allow for multiple  $\omega$  candidates in each event. These  $\omega$  candidates are then paired with the lepton to form  $X = \omega \ell$  candidates. The angle  $\theta_{BX}$  is defined analogously to  $\theta_{BY}$  in Eq. (1), and we require  $|\cos\theta_{BX}| \leq 5$ . Since the signal decay is charmless, the momenta of the

daughter particles tend to be relatively large; we thus require  $|\vec{p}_\omega^*| + |\vec{p}_\ell^*| > 2.5 \text{ GeV}/c$ , where  $|\vec{p}_\omega^*|$  is the absolute CM momentum of the  $\omega$  candidate.

We also reject events containing lepton pairs kinematically and geometrically consistent with having originated from the decay of a  $J/\psi$  meson. If the two leptons are an  $e^+e^-$  pair, we require them to be inconsistent with  $\gamma \rightarrow e^+e^-$  conversion.

For each combination of  $D^{(*)}\ell^-$  and  $\omega\ell^+$  candidates, we require that there be no additional tracks in the event and less than 200 MeV of energy from photon candidates not associated with the reconstructed event. In the case that more than one  $D^{(*)}\ell^- - \omega\ell^+$  combination satisfies all requirements, which is the case in 76.1% of the events, a single candidate is chosen by the following method: if a  $Y = D^*\ell^-$  is reconstructed, all  $Y = D\ell^-$  candidates reconstructed with the same  $D$  are discarded. Among the remaining multiple  $Y = D^*\ell^-$  or  $Y = D\ell^-$  candidates, those with the reconstructed  $D$  mass closest to the nominal value are selected. If several candidates fall into this category (*i.e.* events with multiple  $X = \omega\ell$  candidates), we select the candidate with the smallest absolute value of  $\cos\theta_{BY}$  and  $\cos\theta_{BX}$ , in that order.

The momentum vectors of the reconstructed  $Y$  and  $X$  systems together define a plane. The angles between the momentum vectors of  $Y$  and  $X$  relative to the momentum of the corresponding parent  $B$  meson,  $\theta_{BY}$  and  $\theta_{BX}$ , are calculated in the CM frame using the known beam energies, so that the possible  $B$  directions are constrained to two cones around  $\vec{p}_{Y(X)}^*$  with angles  $\theta_{BY(BX)}$ , respectively. This information, together with the requirement that tag and signal  $B$  mesons emerge back-to-back in the CM frame, determines the direction of either  $B$  meson up to a two-fold ambiguity. A schematic of the event kinematics is shown in Fig. 1. The angle between the  $Y - X$  plane and either  $\vec{p}_B^*$  possibility, denoted by  $\phi_B$ , is given by

$$\cos^2 \phi_B = \frac{\cos^2 \theta_{BY} + 2 \cos \gamma \cos \theta_{BY} \cos \theta_{BX} + \cos^2 \theta_{BX}}{\sin^2 \gamma}, \quad (2)$$

where  $\gamma$  is the angle between the  $X$  and  $Y$  momenta in the CM frame. Events consistent with the hypothesis of two semileptonic  $B \rightarrow Y(X)\nu$  decays have  $\cos^2 \phi_B \leq 1$ , up to resolution effects.

We extract the signal yield from an extended binned maximum-likelihood fit to the measured  $\cos^2 \phi_B$  distribution. The data are described as a sum of three contributions,  $dN/d\cos^2 \phi_B = N_{\text{sig}}\mathcal{P}_{\text{sig}} + N_{\text{bkg}}\mathcal{P}_{\text{bkg}} + N_{\text{cont}}\mathcal{P}_{\text{cont}}$ , where the  $N_i$  and  $\mathcal{P}_i$  are the yields and probability density functions (PDFs) of: signal (“sig”),  $B\bar{B}$  background (“bkg”), and background from continuum events (“cont”). The signal PDF,  $\mathcal{P}_{\text{sig}}$ , is parametrized as a threshold function in the physical region ( $0 \leq \cos^2 \phi_B \leq 1$ ) with finite resolution and an exponential tail:

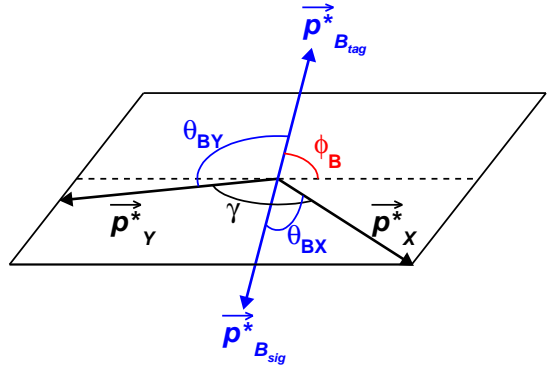


FIG. 1: Event kinematics of a decay  $B_{\text{sig}} \rightarrow X\nu$ ,  $B_{\text{tag}} \rightarrow Y\nu$ . The various angles and momenta are described in the text.

$$\mathcal{P}_{\text{sig}} \propto \frac{1 - \text{erf}[p_0 \log(p_1 \cos^2 \phi_B)]}{2} + p_2 e^{-p_3 \cos^2 \phi_B}. \quad (3)$$

The  $B\bar{B}$  background and continuum background PDFs are both modelled as the sum of an exponential function and a positive constant:

$$\mathcal{P}_{\text{bkg}} \propto e^{-p_4 \cos^2 \phi_B} + p_5^2, \quad (4)$$

$$\mathcal{P}_{\text{cont}} \propto e^{-p_6 \cos^2 \phi_B} + p_7^2. \quad (5)$$

The various yields are obtained from a binned maximum likelihood fit (see Fig. 2) of  $dN/d\cos^2 \phi_B$  to the data, where the PDF shape parameters of the three contributions are fixed to those values obtained from three separate fits to the corresponding MC samples. The yield of the continuum contribution however is fixed to the luminosity-adjusted value from the MC sample, instead of being allowed to float, due to its similar functional form as the background PDF, and its small overall size. We find  $103 \pm 16$  signal events and  $355 \pm 23$  background events. The dominant contribution to background events comes from  $B^+ \rightarrow X_c \ell^+ \nu$  events, with most of the  $B^+ \rightarrow X_u \ell^+ \nu$ , other  $B\bar{B}$ , and  $q\bar{q}$  backgrounds eliminated at the end of the event and final candidate selection. The  $B^+ \rightarrow \omega \ell^+ \nu$  signal efficiency is 2.4% after all selection cuts.

The branching fraction is given by

$$\mathcal{B}(B^+ \rightarrow \omega \ell^+ \nu) = \frac{(N_{\text{sig}}/\varepsilon) \cdot r_\varepsilon^{\text{tag}}}{4 \cdot N_{B^+B^-} \cdot \mathcal{B}(\omega \rightarrow \pi^+ \pi^- \pi^0)}, \quad (6)$$

where  $N_{\text{sig}}$  is the number of reconstructed signal events,  $\varepsilon$  is the reconstruction efficiency, and  $N_{B^+B^-}$  is the number of produced  $B^+B^-$  events, which is given by  $N_{B^+B^-} = f_{+-}/f_{00} \cdot N_{B\bar{B}}/2$ , where  $f_{+-}/f_{00}$  is the ratio of the  $\Upsilon(4S) \rightarrow B^+B^-$  and  $\Upsilon(4S) \rightarrow B^0\bar{B}^0$  branching

fractions [20]. The factor of 4 arises as the product of two contributions: one factor of 2 comes from the fact that the branching fraction is quoted as the average of the electron and muon contributions, and another factor of 2 from the fact that either of the two  $B$  mesons in the  $B^+B^-$  event may decay in the signal mode. The tag efficiency correction factor  $r_\varepsilon^{\text{tag}}$  takes into account differences in the tagging efficiency between data and simulation, including all tag side branching fractions and reconstruction efficiencies, and is determined by studying “double tag” events, *i.e.* events reconstructed as  $B\bar{B}$  with both  $B$  mesons decaying as  $B \rightarrow D^{(*)}\ell\nu$ .

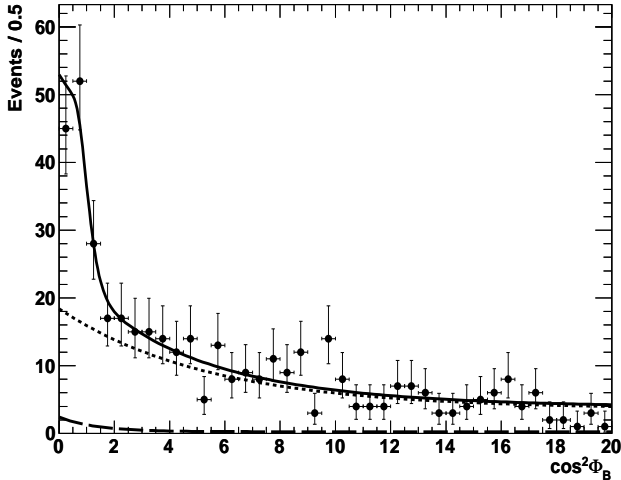


FIG. 2: Distribution of  $\cos^2 \phi_B$ . Points represent data, the curves are stacked fit results for “continuum background” (dashed), “ $B\bar{B}$  background” (dotted), and “signal” (solid) PDFs, as defined in the text.

We also measure the partial branching fraction  $\Delta\mathcal{B}/\Delta q^2$  in bins of  $q^2$ , the invariant-mass squared of the lepton-neutrino system. For a  $B^+ \rightarrow \omega\ell^+\nu$  decay,  $q^2$  is calculated in the approximation that the  $B$  is at rest in the CM frame, *i.e.*  $q^2 = (m_B - E_\omega^*)^2 - |\vec{p}_\omega^*|^2$ , where  $E_\omega^*$  and  $|\vec{p}_\omega^*|$  are the energy and absolute momentum of the  $\omega$  meson in the CM frame. We divide the data into three bins:  $q^2 < 7$ ,  $7 \leq q^2 < 14$  and  $q^2 \geq 14$   $\text{GeV}^2/c^4$ , in each of which the yield is extracted separately using the same maximum likelihood fit as for the full branching fraction. The  $q^2$  resolution is  $0.2 \text{ GeV}^2/c^4$ , significantly smaller than the widths of the  $q^2$  bins used to measure the partial branching fractions. Table I summarizes the measured partial branching fractions for these three regions of  $q^2$  along with the corresponding signal yields and overall reconstruction efficiencies (including the fit), which are determined from MC signal events. The MC simulation is validated by detailed comparisons with data at various stages in the selection process, and the corresponding uncertainties are taken into account in the systematic error analysis, as discussed in the follow-

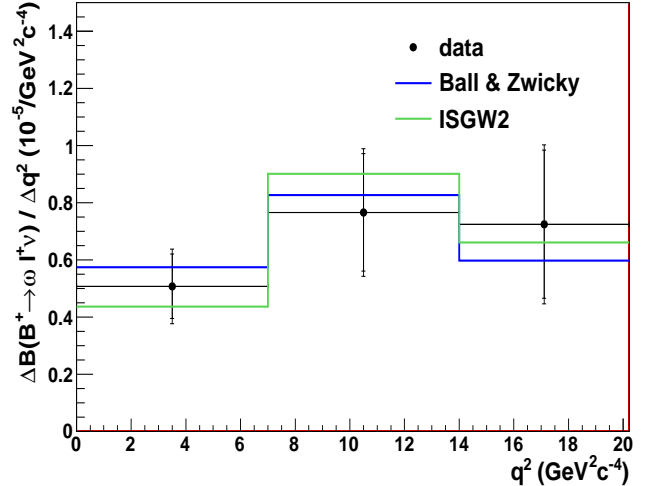


FIG. 3: The partial branching fractions  $\Delta\mathcal{B}(B^+ \rightarrow \omega\ell^+\nu)/\Delta q^2$  in bins of  $q^2$ . The points are the measurements, with the error bars indicating the statistical uncertainty, and the quadratic sum of statistical and systematic uncertainties, respectively. The histograms are predictions by Ball-Zwicky (blue), and ISGW2 (green) calculations, each scaled to the measured total branching fraction.

TABLE I: Signal yields, reconstruction efficiencies, and partial branching fractions  $\Delta\mathcal{B}(B^+ \rightarrow \omega\ell^+\nu)$  in three bins of  $q^2$ , along with the corresponding values over the full range. The uncertainties are statistical and systematic, respectively.

$q^2$ bin ( $\text{GeV}^2/c^4$ )	signal yield	efficiency ( $10^{-4}$ )	$\Delta\mathcal{B}(B^+ \rightarrow \omega\ell^+\nu)$ ( $10^{-5}$ )
$q^2 < 7$	$35 \pm 8$	10.6	$3.6 \pm 0.8 \pm 0.5$
$7 \leq q^2 < 14$	$39 \pm 10$	7.91	$5.4 \pm 1.4 \pm 0.6$
$14 \leq q^2$	$28 \pm 9$	6.81	$4.5 \pm 1.5 \pm 0.6$
Total	$103 \pm 16$	8.41	$13.5 \pm 2.1 \pm 1.1$

ing. In Fig. 3, the measured partial branching fractions are compared to the predicted  $q^2$  dependence by Ball-Zwicky [15–17] and ISGW2 [21] calculations, normalized to the measured total branching fraction. Within the large experimental uncertainties, both form factor calculations are consistent with the data.

The systematic uncertainties on the measured branching fraction are listed in Table II. They are estimated by varying the detection efficiencies or the parameters that impact the modelling of the signal and the background processes within their uncertainties. The complete analysis or only parts of it are then repeated and the differences in the resulting branching fractions are taken as the systematic errors. The total systematic error is obtained by adding in quadrature all listed contributions.

To estimate the uncertainty related to the stability of the yield extraction fit, we vary each parameter of the

TABLE II: Summary of the relative systematic uncertainties for the total branching fraction  $\mathcal{B}(B^+ \rightarrow \omega \ell^+ \nu)$ .

Source of uncertainty	$\delta\mathcal{B}(B^+ \rightarrow \omega \ell^+ \nu)$ (%)
Additive errors	
Fit yield	3.9
Fit bias	0.3
Multiplicative errors	
Tracking efficiency	1.6
PID efficiency	3.0
$\pi^0$ efficiency	3.4
$B \rightarrow \omega \ell \nu$ FF	1.1
$\mathcal{B}(\omega \rightarrow \pi^+ \pi^- \pi^0)$	0.8
$B \rightarrow D^{(*)} \ell \nu$ FF	1.1
$\mathcal{B}(B \rightarrow D^{(*)} \ell \nu)$	2.0
$B$ counting	1.1
$f_{+-}/f_{00}$	2.7
Tag efficiency	3.2
MC statistics	2.1
Total systematic error	8.3

fit individually within its uncertainty derived from MC statistics, and also the functional forms of the PDFs used for the yield extraction; we find a maximum deviation of four events from varying the background parameters, corresponding to a fit yield uncertainty of 3.9%. To estimate the uncertainty due to a potential fit bias, we randomly fluctuate the individual signal, background, and continuum yields about their expected values according to Poisson statistics, and generate toy MC samples from the sum of these contributions. A fit is then applied in the usual way, and the deviation of the mean of the obtained pull distribution for the signal yield from the expected value of zero is quoted as the fit bias uncertainty of 0.3%.

Uncertainties due to the reconstruction of charged particles are evaluated by varying their corresponding reconstruction efficiencies in the simulation, and comparing the resulting efficiencies to the original ones. As double tag events are used to determine the  $D^{(*)} \ell \nu$  reconstruction efficiency, detector simulation uncertainties are applied only to particles on the signal side: 0.5% per track and 3.4% per  $\pi^0$ . For lepton identification, relative uncertainties of 1.4% and 3% are used for electrons and muons, respectively. The tag efficiency uncertainty of 3.2% is derived from the limited statistics of the double tag sample and from the difference in tagging efficiency found between double tag and single tag samples, added in quadrature.

Uncertainties in the modelling of the signal and tag decays due to the imperfect knowledge of the form factors affect the shapes of kinematic spectra and thus the acceptances of signal events. We use the Isgur-Wise quark model [21] as an alternative to the default Ball-Zwicky calculations [15–17] to test the model dependence of the  $B^+ \rightarrow \omega \ell^+ \nu$  simulation. The uncertainties due to the imperfect MC modeling on the tag side are similarly eval-

uated by reweighting the  $B^- \rightarrow D^{(*)} \ell^- \bar{\nu}$  form factors, and also by varying the  $B^- \rightarrow D^{(*)} \ell^- \bar{\nu}$  branching fractions. We also include a 1.1% systematic uncertainty from counting  $B\bar{B}$  pairs [22], a 0.8% systematic uncertainty from the  $\omega \rightarrow \pi^+ \pi^- \pi^0$  branching fraction [4], and a 2.7% systematic uncertainty from the correction factor  $f_{+-}/f_{00} = 1.056 \pm 0.028$  [20].

In summary, we have measured the total branching fraction of the charmless semileptonic decay  $B^+ \rightarrow \omega \ell^+ \nu$  to be

$$\mathcal{B}(B^+ \rightarrow \omega \ell^+ \nu) = (1.35 \pm 0.21 \pm 0.11) \cdot 10^{-4} \quad (7)$$

where the errors are statistical (data and simulation) and systematic, respectively. This result is consistent with the current world average [4] and previous *BABAR* results [7–9], and manifests a slight improvement over the earlier measurements from Belle [5, 6].

The value of  $|V_{ub}|$  can be determined from the measured partial branching fraction, the  $B^+$  lifetime  $\tau_+$ , and the reduced partial decay rate  $\Delta\zeta$  of the corresponding theoretical form factor model:

$$|V_{ub}| = \sqrt{\frac{\Delta\mathcal{B}(q_{\min}^2, q_{\max}^2)}{\tau_+ \Delta\zeta(q_{\min}^2, q_{\max}^2)}} \quad (8)$$

$$\Delta\zeta(q_{\min}^2, q_{\max}^2) = \frac{1}{|V_{ub}|^2} \int_{q_{\min}^2}^{q_{\max}^2} \frac{d\Gamma_{\text{theory}}}{dq^2} dq^2 \quad (9)$$

Form-factor calculations are available from the method of light-cone sum rules (LCSR) [16] and the ISGW2 quark model [21]. With  $\Delta\zeta = 7.10(7.02) \text{ ps}^{-1}$  for the LCSR (ISGW2) model, and  $\tau_+ = (1.638 \pm 0.011) \text{ ps}$  [4], we obtain

$$|V_{ub}| = \begin{cases} (3.41 \pm 0.31) \cdot 10^{-3} & \text{for LCSR} \\ (3.43 \pm 0.31) \cdot 10^{-3} & \text{for ISGW2} \end{cases} \quad (10)$$

where the quoted uncertainty does not include any uncertainty from theory, since uncertainty estimates of the form-factor integrals are not available. Both form-factor calculations arrive at very similar values for  $|V_{ub}|$ , which are consistent with the values derived from other exclusive semileptonic  $B$  decays [8, 23].

We combine the measurement presented here with the combination of the later two [8, 9] of the three previous untagged *BABAR* measurements that is presented in Ref. [9]. The measurements are combined using the BLUE (Best Linear Unbiased Estimate) technique [24], where the correlation of the statistical uncertainties between this analysis and the combination of the two untagged *BABAR* analyses is negligible (7%). The correlation of the systematic uncertainties between this measurement and the combination of the two untagged *BABAR* measurements is estimated to be 74%, based on the systematic uncertainty contributions which a given

pair of analyses has in common. The combined average of the three measurements is  $\mathcal{B}(B^+ \rightarrow \omega \ell^+ \nu) = (1.23 \pm 0.10 \pm 0.09) \cdot 10^{-4}$ .

We are grateful for the excellent luminosity and machine conditions provided by our PEP-II colleagues, and for the substantial dedicated effort from the computing organizations that support *BABAR*. The collaborating institutions wish to thank SLAC for its support and

kind hospitality. This work is supported by DOE and NSF (USA), NSERC (Canada), CEA and CNRS-IN2P3 (France), BMBF and DFG (Germany), INFN (Italy), FOM (The Netherlands), NFR (Norway), MES (Russia), MINECO (Spain), STFC (United Kingdom). Individuals have received support from the Marie Curie EIF (European Union) and the A. P. Sloan Foundation (USA).

- 
- [1] N. Cabibbo, Phys. Rev. Lett. **10**, 531 (1963).  
[2] M. Kobayashi and T. Maskawa, Prog. Theor. Phys. **49**, 652 (1973).  
[3] B. Aubert *et al.* (*BABAR* Collaboration), Phys. Rev. Lett. **98**, 091801 (2007).  
[4] J. Beringer *et al.* (Particle Data Group), Phys. Rev. D **86**, 010001 (2012).  
[5] C. Schwanda *et al.* (Belle Collaboration), Phys. Rev. Lett. **93**, 131803 (2004).  
[6] I. Adachi *et al.* (Belle Collaboration), [arXiv:0812.1414](https://arxiv.org/abs/0812.1414) [[hep-ex](https://arxiv.org/abs/0812.1414)] (2008).  
[7] B. Aubert *et al.* (*BABAR* Collaboration), Phys. Rev. D **79**, 052011 (2009).  
[8] J. P. Lees *et al.* (*BABAR* Collaboration), Phys. Rev. D **87**, 032004 (2013).  
[9] J. P. Lees *et al.* (*BABAR* Collaboration), Phys. Rev. D **86**, 092004 (2012).  
[10] J. P. Lees *et al.* (*BABAR* Collaboration), Nucl. Instr. and Methods A **726**, 203 (2013).  
[11] B. Aubert *et al.* (*BABAR* Collaboration), Nucl. Instr. and Methods A **479**, 1 (2002);  
B. Aubert *et al.* (*BABAR* Collaboration), Nucl. Instr. and Methods A (in press), available online at <http://dx.doi.org/10.1016/j.nima.2013.05.107>.  
[12] D. J. Lange, Nucl. Instr. and Methods A **462**, 152 (2001).  
[13] T. Sjöstrand, Comp. Phys. Commun. **82**, 74 (1994).  
[14] S. Agostinelli *et al.* (GEANT4 Collaboration), Nucl. Instr. and Methods A **506**, 250 (2003).  
[15] P. Ball and R. Zwicky, Phys. Rev. D **71**, 014015 (2005).  
[16] P. Ball and R. Zwicky, Phys. Rev. D **71**, 014029 (2005).  
[17] P. Ball and G. W. Jones, J. of High Energy Phys. **0708**, 025 (2007).  
[18] F. De Fazio and M. Neubert, J. of High Energy Phys. **9906**, 017 (1999).  
[19] G. Fox and S. Wolfram, Phys. Rev. Lett. **41**, 1581 (1978).  
[20] Y. Amhis *et al.* (Heavy Flavor Averaging Group), [arXiv:1207.1158](https://arxiv.org/abs/1207.1158) [[hepex](https://arxiv.org/abs/1207.1158)] (2012), and online update at <http://www.slac.stanford.edu/xorg/hfag>.  
[21] D. Scora and N. Isgur, Phys. Rev. D **52**, 2783 (1995).  
[22] G. D. McGregor, SLAC-R-912, [arXiv:0812.1954](https://arxiv.org/abs/0812.1954) [[hep-ex](https://arxiv.org/abs/0812.1954)] (2008).  
[23] V. G. Lüth, Ann. Rev. Nucl. Part. Sci. **61**, 119 (2011).  
[24] L. Lyons, D. Gibaut, and P. Clifford, Nucl. Instr. and Methods A **270**, 110-117 (1988).