

Sampling Theory with Average Values on the Sierpinski Gasket ^{*}

Robert J. Ravier ^{†‡}

Department of Mathematics
Malott Hall
Cornell University
Ithaca, NY 14853
robert.ravier@duke.edu

Robert S. Strichartz [§]

Department of Mathematics
Malott Hall
Cornell University
Ithaca, NY 14853
str@math.cornell.edu

Abstract

^{*}2010 *Mathematical Subject Classification*. 28A80. *Key words and phrases*: Sierpinski gasket, sampling theory, average values on cells, spectral decimation, bandlimited functions

[†]Current Address: Mathematics Department, Duke University, Durham, NC 27708

[‡]The first author was supported in part by the National Science Foundation, grant DMS-0739164.

[§]The second author was supported in part by the National Science Foundation, grant DMS-1162045.

In the case of some fractals, sampling with average values on cells is more natural than sampling on points. In this paper we investigate this method of sampling on SG and SG_3 . In the former, we show that the cell graph approximations have the spectral decimation property and prove an analog of the Shannon sampling theorem.. We also investigate the numerical properties of these sampling functions and make conjectures which allow us to look at sampling on infinite blowups of SG . In the case of SG_3 , we show that the cell graphs have the spectral decimation property, but show that it is not useful for proving an analogous sampling theorem.

1 Introduction

A bandlimited function f on \mathbb{R} may be explicitly reconstructed from its values $\{f(k\delta) | k \in \mathbb{Z}\}$ on an appropriately spaced lattice ($\delta = \frac{1}{2B}$ if B is the bandlimit) in terms of the sinc function $\text{sinc}(x) = \frac{\sin(\pi x)}{\pi x}$. This is the classical Sampling Theorem of Shannon et al. We are interested in fractal analogs of this theorem, where we replace \mathbb{R} by a self-similar fractal K . In this context we will assume that K has an appropriate Laplacian Δ , and *bandlimited* means that the expansion of f as an infinite series in terms of eigenfunctions $\{u_k\}$ of Δ with $-\Delta u_k = \lambda_k u_k$ is actually a finite sum where the eigenvalues λ_k satisfy $\lambda_k \leq B$, with B being the bandlimit. But also, instead of sampling values of the function at a discrete set of points, we assume that we are given the average values of f over a collection of cells in a natural decomposition of K at a certain level, with the bandlimit B and the cell level m closely related. In the context of fractals, these average values are more natural "samples" than the pointwise values.

For the most part we will deal with a single fractal, the Sierpinski gasket (SG) with the standard self-similar measure μ and Kigami Laplacian Δ (see [?, ?] for details). The spectrum of this Laplacian is describable explicitly by the method of spectral decimation introduced by Fukushima and Shima [?], which relates eigenfunctions and eigenvalues of $-\Delta$ on SG with eigenfunctions and eigenvalues of discrete Laplacians $-\Delta_m$ on graph approximations (denoted here by β_m) to SG . It was shown in [?] how to use this method to obtain a sampling theorem involving point samples on the vertices of β_m . On the other hand, it was shown in [?] that the Laplacian on SG is also definable as a limit of graph Laplacians on the cell graphs Γ_m that also approximate SG in terms of the average values of functions on m -cells. The main technical result of this paper is to show that the method of spectral decimation is also valid for the sequence of cell graph approximations.

This leads directly to a sampling theorem for average value samples.

It is tempting to speculate that our results should be a special case of a generic result for a larger class of fractals, say, the post-critically finite (*PCF*) fractals for which spectral decimation holds. But we show that in fact this is not the case for a closely related fractal SG_3 (subdivide the sides of the generating triangle in thirds rather than halves). While SG_3 has an explicitly described spectral decimation (see [?]) and its Laplacian is describable in terms of cell graph approximations (see [?]), we do not have a useful spectral decimation method for the cell graph Laplacians.

The paper is organized as follows. In section 2 we briefly review the theory of the Laplacian on SG that is needed for explaining our results. The reader may refer to [?] for complete details. In section 3 we describe the spectral decimation results for the cell graph approximations Γ_m of SG . In section 4 we prove the sampling theorem. In section 5 we present numerical data on the sampling functions, and give some conjectures concerning possible exponential localization. This is quite a contrast to the poor localization of the sinc function. We show how the conjectures imply a sampling theorem on infinite blowups of SG . In section 6 we present the negative results for SG_3 .

2 SG Preliminaries

2.1 Definition and Construction

Let q_0, q_1, q_2 denote the vertices of an equilateral triangle. For the purposes of this paper, q_0 will be the left vertex, q_1 will be the upper vertex, and q_2 will be the right vertex. Define $F_i : \mathbb{R}^2 \rightarrow \mathbb{R}^2$ by

$$F_i(x) = \frac{1}{2}(x - q_i) + q_i. \quad (2.1)$$

for $i = 0, 1, 2$. SG is defined to be the unique nonempty compact set satisfying

$$SG = \bigcup_{i=1}^3 F_i(SG).$$

We define a word of length n , (w_1, \dots, w_n) to simply be an element of \mathbb{Z}_3^n . Then, we say that $F_w = F_{w_n} \circ \dots \circ F_{w_1}$. If T is the unit equilateral triangle, the m 'th level approximation of SG is $\bigcup_{|w|=m} F_w(T)$, where $|w|$ is the number of components in the word w .

We let β_m denote the usual m 'th level graph approximation of SG , where the vertices of the graph are the vertices of the triangles and the edges of the graph are the edges of the triangles. We can also consider the m 'th level cell graphs, which we denote Γ_m . The vertices of this graph represent the right-side-up triangles of the m 'th order approximation of SG . An edge between two vertices indicates that two triangles share a corner in common. It is important to note that no vertices or edges are preserved when going from Γ_m to Γ_{m+1} . This is because the triangles in the level m approximation of SG split into three separate triangles in the level $m+1$ approximation, so no triangles are preserved in subsequent approximations.

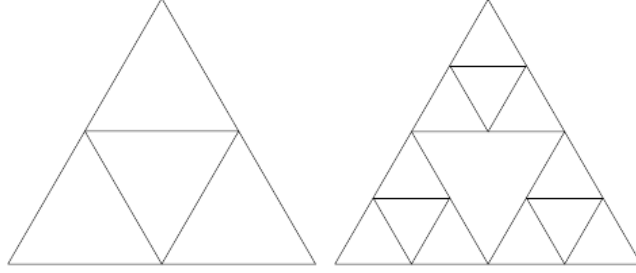


Figure 1: β_1 and β_2 .

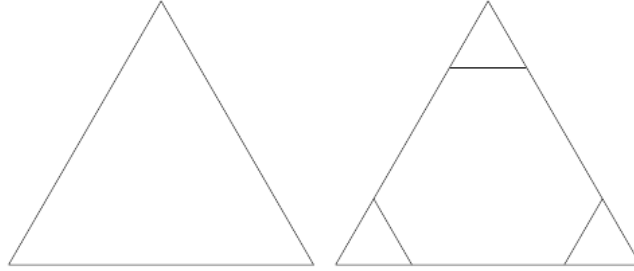


Figure 2: Γ_1 and Γ_2 .

In addition, when working with Γ_m , we assume that all function values are the average values of functions on the smallest triangles on the dyadic point graphs. Specifically, if a, b, c are values on the vertices of a small triangle on the dyadic point graph, then the function value on Γ_m for the vertex corresponding to the triangle is $\frac{a+b+c}{3}$. We also assume that if x is the value of a vertex on Γ_m , and that vertex splits into three vertices in Γ_{m+1} with values d, e, f respectively, then the values must satisfy

$$x = \frac{d + e + f}{3}. \quad (2.2)$$

2.2 The Laplacian

Let $\mathcal{E}_m(u)$ denote the renormalized graph energy of a function u on β_m , where $\frac{3}{2}5^m$ is the renormalization constant, and let $\mathcal{E}_m(u, v)$ denote the corresponding bilinear form. We then define the energy $\mathcal{E}(u)$ and the bilinear form $\mathcal{E}(u, v)$ for functions on SG by taking the limit as $m \rightarrow \infty$. We say that a function u on SG is in $\text{dom } \mathcal{E}$ if it has finite energy. We then define the Neumann Laplacian on SG by the following:

Definition 2.1. *Let $u \in \text{dom } \mathcal{E}$. Then $\Delta u = f$ for f continuous if*

$$\mathcal{E}(u, v) = - \int_{SG} f v d\mu \quad (2.5)$$

for all $v \in \text{dom } \mathcal{E}$.

Since it is natural to think of derivatives in terms of limits of difference quotients, we would like to have a similar expression for our Laplacian. We define the renormalized graph Laplacian of a function u on Γ_m at vertex x to be

$$\Delta_m u(x) = \frac{3}{2}5^m \sum_{x \sim y} (u(y) - u(x)). \quad (2.6)$$

We then have the following.

Theorem 2.2. *Let $\Delta u = f$. Then $\Delta_m u$ converges uniformly to f . Conversely, if u is integrable, and $\Delta_m u$ converges uniformly to a continuous function f , then Δu exists and equals f .*

For a proof of this, see [?]. We note that a similar result holds for graph Laplacians defined on the β_m graphs ([?], [?]).

3 The Eigenbasis of Γ_m

In order to proceed with our discussion of sampling, we must first compute the eigenbasis of Γ_m . Before we can give an explicit construction of the basis, we need to show that we have spectral decimation on the Γ_m .

Theorem 3.1 (Spectral Decimation). *Let u be an eigenfunction on Γ_m with eigenvalue λ_m . Then, u can be extended to at most two eigenfunctions on Γ_{m+1} with eigenvalues $\lambda_{m+1}^{(1)}$ and $\lambda_{m+1}^{(2)}$. Furthermore, for each $\lambda_{m+1}^{(k)}$, the corresponding extension is unique. Conversely, if u is an eigenfunction on Γ_{m+1} with eigenvalue $\lambda_{m+1}^{(1)}$ or $\lambda_{m+1}^{(2)}$, then u' , the function on Γ_m obtained by averaging the values of u up one level is an eigenfunction with eigenvalue λ_m . The relationship between λ_m and $\lambda_{m+1}^{(k)}$ is given in (3.9) and (3.10) below.*

Proof. Consider Figure 3 below. The picture on the left details a general subgraph of the interior of Γ_m for $m > 1$ (The case for $m = 1$ can be obtained by simply deleting the point labeled W and its corresponding edge connecting it to the triangular group of vertices). We extend it to a corresponding general subgraph of Γ_{m+1} in the picture adjacent to it.

$$(3 - \lambda_m)u(X) = u(W) + u(Y) + u(Z). \quad (3.1)$$

Now, assume that u extends to an eigenfunction on Γ_{m+1} . This means that, for vertex v_1 ,

$$3(3 - \lambda_{m+1})u(v_1) = u(v_2) + u(v_3) + u(v_b) \quad (3.2)$$

and similarly for every vertex except possibly for v_5 , v_9 , and v_a , as one of them might be a boundary vertex. By manipulating these equations for known interior points, and using the mean value property (2.2) of the cell graph, we obtain

$$u(v_1) = \frac{3(4 - \lambda_{m+1})u(X) + 3u(W)}{(3 - \lambda_{m+1})(5 - \lambda_{m+1})} \quad (3.3)$$

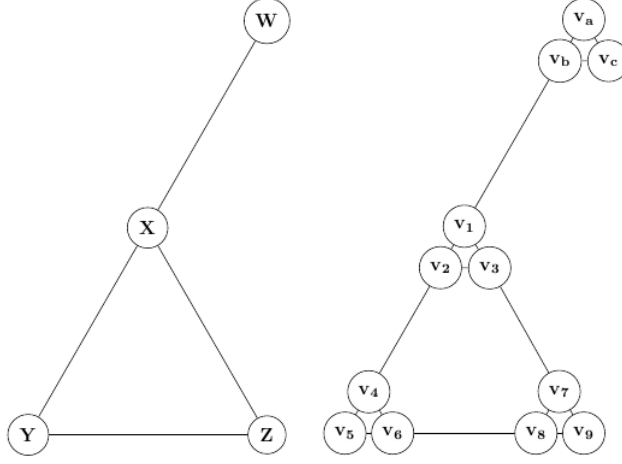


Figure 3: On the left, a general subgraph of Γ_m centered for an interior vertex X . On the right, that subgraph extended down to Γ_{m+1} .

and similarly for all of the other interior vertices. In other words, the value of the extended eigenfunction on a vertex is a function of the vertex's parent, the (different) parent of the nearest neighboring vertex, and the eigenvalue of the extended function. The $(4 - \lambda_{m+1})$ term acts as a weighting factor, which makes sense as the value of the function at the parent cell should affect the value more.

To extend an eigenfunction on the boundary, we see in the above figure that if Y is a boundary vertex on Γ_m , then v_5 is a boundary vertex on Γ_{m+1} . To extend u to an eigenfunction on Γ_{m+1} , we first observe that such an eigenfunction would satisfy

$$(2 - \lambda_{m+1})u(v_5) = u(v_4) + u(v_6). \quad (3.4)$$

We then add $u(v_5)$ to both sides and apply (2.2) to get

$$u(v_5) = \frac{3u(Y)}{3 - \lambda_{m+1}}. \quad (3.5)$$

This is consistent with (3.3) as every vertex adjacent to v_5 shares its parent cell, so the only factors that should matter are the current eigenvalue and the value of the function on the parent cell.

All that remains is to figure out what the $\lambda_{m+1}^{(k)}$ are. Adding together the Laplacian relations for v_1, v_2 , and v_3 and applying (2.2) gives

$$(1 - \lambda_{m+1})3u(X) = u(v_4) + u(v_7) + u(v_b). \quad (3.6)$$

Doing the same for v_4, v_7 , and v_b , and then applying (3.6) gives

$$(2 - 4\lambda_{m+1} + \lambda_{m+1}^2)3u(X) = u(v_5) + u(v_6) + u(v_8) + u(v_9) + u(v_a) + u(v_c). \quad (3.7)$$

Adding together (3.6) and (3.7) and applying (3.1) gives

$$(3 - \lambda_m)3u(X) = (3 - 5\lambda_m + \lambda_m^2)3u(X) \quad (3.8)$$

which simplifies to

$$\lambda_m = \lambda_{m+1}(5 - \lambda_{m+1}), \quad (3.9)$$

which has solutions

$$\lambda_{m+1} = \frac{5 \pm \sqrt{25 - 4\lambda_m}}{2}. \quad (3.10)$$

□

The "at most two" in the theorem comes from (3.3) and (3.5). The equation (3.10) produces two new eigenvalues via the quadratic formula as usual. However, if one of these eigenvalues happens to be 3 or 5, the equations for continuation in the interior are no longer valid, so we cannot extend to eigenfunctions in these cases.

With spectral decimation in hand, we now have all of the tools that we need in order to produce the basis. Our construction is recursive.

The basis for Γ_1 is easily computed by inspection. It consists of a constant function, a nonconstant function, and a rotation of the nonconstant function. The constant function has eigenvalue 0, and the other two have eigenvalue 3.

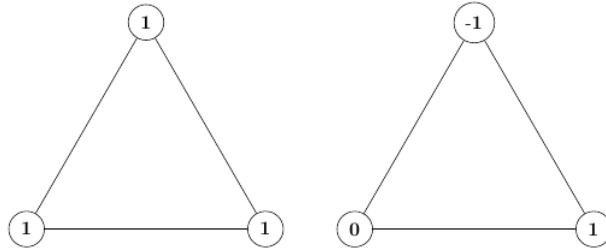


Figure 4: The basis of Γ_1 consists of the constant eigenfunction on the left and two rotations of the eigenfunction on the right. The left eigenfunction has eigenvalue 0, whereas the one on the right has eigenvalue 3.

Now, consider Γ_2 . We can create 5 basis elements by using the spectral decimation equations derived above to extend the three elements of the basis of Γ_1 down to Γ_2 . Note that (3.10) implies that the constant eigenfunction can only bifurcate into eigenfunctions with eigenvalues 0 and 5. However, (3.3) shows that 5 is a forbidden eigenvalue, so the constant eigenfunction can only extend to the constant eigenfunction. The remaining elements of the basis are computed by inspection, and are listed below. The first type is a "battery chain" construction around the hexagon in the graph. Start at a point that lies on the hexagon and place the value -1 . Then go around the hexagon clockwise, alternating between placing the values 1 and -1 on vertices until every point on the hexagon is nonzero. The second type is constructed by placing a 2 at one boundary vertex, -1 at its adjacent vertices, -1 at the adjacent vertices of the boundary point's adjacent vertices, and 1 at the two remaining non-boundary vertices. The remaining elements of the basis consist of one function of the first type, and the three rotations of the second type.

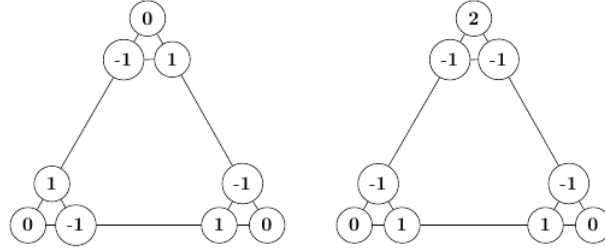


Figure 5: The two types of basis elements for Γ_2 that are not continued from Γ_1 . The left has eigenvalue 5 whereas the right has eigenvalue 3.

In general, consider going from Γ_{m-1} to Γ_m . Using spectral decimation, we take the eigenbasis on Γ_{m-1} and extend it to a linear independent set in with cardinality $2 \cdot 3^{m-1} - 1$ on Γ_m , where every eigenfunction in the basis on Γ_{m-1} extends to two eigenfunctions on Γ_m except for the constant function, which only extends to the constant function.

We then look at the hexagons on Γ_m . Each hexagon corresponds to exactly one upside-down triangle on the graph of the dyadic points of SG . A simple argument shows that there are $1 + 3 + 3^2 + \dots + 3^{m-2} = \frac{3^{m-1}-1}{2}$ hexagon cycles on Γ_m . We proceed as we did for the first type of non-extended eigenfunction on Γ_2 : pick a hexagon and a vertex on it and assign it a value of -1 , then continue clockwise around the hexagon, alternating between 1 and -1 until every vertex on

the hexagon has a nonzero value. Do this for every hexagon on Γ_m to get $\frac{3^{m-1}-1}{2}$ eigenfunctions with eigenvalue 5.

We now consider the eigenfunctions with eigenvalue 3. First, we take each vertex on the boundary of Γ_m and copy the appropriate rotation of the second type of non-extended eigenfunction on Γ_2 onto the corresponding copy of Γ_2 on the boundary of Γ_m , with the 2 being placed on the vertex on the boundary. This yields three eigenfunctions. To get the remaining eigenfunctions, we consider the 3^{m-2} copies of Γ_2 in Γ_m . Take two adjacent copies of Γ_2 , and consider the edge connecting them. Assign a value of 2 to each of the vertices on the edge, and then repeat the construction of the second type of nonextended eigenfunction on Γ_2 twice. Refer to the figure below for the specific construction. An inductive argument shows that there are $\frac{3^{m-1}-3}{2}$ eigenfunctions of this type, so we have a total of $\frac{3^{m-1}+3}{2}$ eigenfunctions at level m with eigenvalue 3.

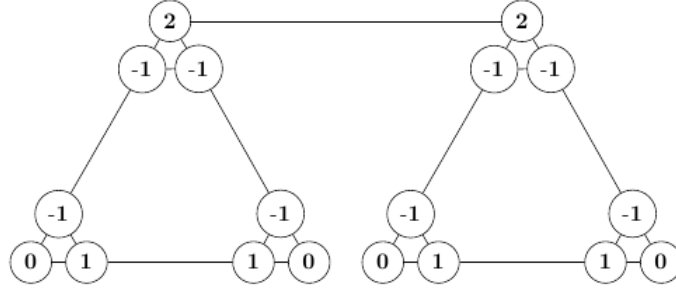


Figure 6: The type of eigenfunctions with eigenvalue 3 on level m that have no support on the boundary

Counting the eigenfunctions that we have thus far, we see we have

$$2 \cdot 3^{m-1} - 1 + \frac{3^{m-1} - 1}{2} + \frac{3^{m-1} + 3}{2} = 3^m.$$

However, we can have at most 3^m linear independent basis elements, so we have necessarily constructed the eigenbasis.

4 The Sampling Theorem

We first make precise what we mean by bandlimited.

Definition 4.1. A level m bandlimited function on SG is a function that is a linear combination of the first 3^m Neumann eigenfunctions.

From this definition, we see that the restriction to β_m of a level m bandlimited function on SG is a linear combination of Neumann eigenfunctions without eigenvalue 6. As the dimension of the space of Neumann eigenfunctions on β_m is $\frac{3^{m+1}+3}{2}$ and the dimension of the space generated by the Neumann eigenfunctions with eigenvalue 6 is $\frac{3^m+3}{2}$, the space of bandlimited functions on β_m has dimension 3^m .

We now define two averages. The discrete average on an m -cell C on β_n for n at least m is given by:

$$A_C(u) = \frac{1}{3} \sum_{\partial C} u$$

where ∂C refers to the boundary points to C . The continuous average is given by

$$B_C(u) = 3^m \int_C u.$$

We let $A(u)$ and $B(u)$ refer to the average value functions of u with respect to the above averages. We are now ready to state and prove the sampling theorem.

Theorem 4.2. On SG , bandlimited functions are uniquely determined by their average values on Γ_m cells, where the average values can be taken in either the discrete sense (A) or the continuous sense (B).

In order to prove the theorem, we need a technical lemma. Recall that the β_m graphs all have the spectral decimation property. For a proof of this, see [?]. Spectral decimation on β_m yields the same eigenvalue relation as for Γ_m , namely, (3.10). We can use this to prove the following lemma.

Lemma 4.3. Let u be an eigenfunction on β_{m-1} with eigenvalue λ_{m-1} , and let u' be its extension by spectral decimation to an eigenfunction on β_m with eigenvalue λ_m . Then $A(u')$ is an eigenfunction on Γ_m with eigenvalue λ_m .

The proof of this fact is a straightforward computation of the Laplacian at each point of Γ_m , using the relation $\lambda_{m-1} = \lambda_m(5 - \lambda_m)$.

We first consider the case of the discrete average A on β_m . Let X denote the space of bandlimited functions on β_m , which has dimension 3^m , and let Y denote the space of functions on Γ_m . Consider the linear map from X to Y defined by

taking $u \in X$ to $A(u)$. We now need to show that every eigenfunction on Γ_m can be obtained from eigenfunctions on β_m under the above map.

It is easy to see that the portion of the eigenbasis of X with eigenvalues 3 and 5 maps bijectively to the portion of the eigenbasis of Y with eigenvalues 3 and 5 respectively. For the remaining portion of the eigenbasis of X , which consists of continued eigenfunctions, spectral decimation and the above lemma guarantee that this portion of the eigenbasis of X maps to the remaining portion of the eigenbasis for Y , so the mapping is onto, thus bijective.

This proves the theorem in the case of the discrete average A . For B , the result follows from the above and by observing that for an eigenfunction $u \in X$, $B(u) = cA(u)$ for a nonzero constant c .

It is important to note also that this is the broadest definition of bandlimited that we can take, as every eigenfunction with eigenvalue 6 on β_m has 0 average. Note also that over the course of the proof of the sampling theorem, we proved the following.

Theorem 4.4. *Let u be an eigenfunction on SG with one of the first 3^m eigenvalues. Then the restriction of u to Γ_m is an eigenfunction.*

5 Sampling Functions

5.1 Numerical Data on SG

We recall that, for a set A , $\{\psi_y | y \in A\}$ is a set of sampling function if

$$\psi_y(x) = \delta(y, x)$$

for all $x \in A$. In this paper, we are interested for sampling functions on m -cells. Specifically, we say that ψ is a sampling function for the m -cell $F_w SG$ if the average of ψ on $F_w SG$ is 1 and the average of ψ is 0 on any other m -cell in SG . By the theorem in the previous section, we can take such functions to be bandlimited, so we can restrict ourselves to looking at functions on the Γ_m .

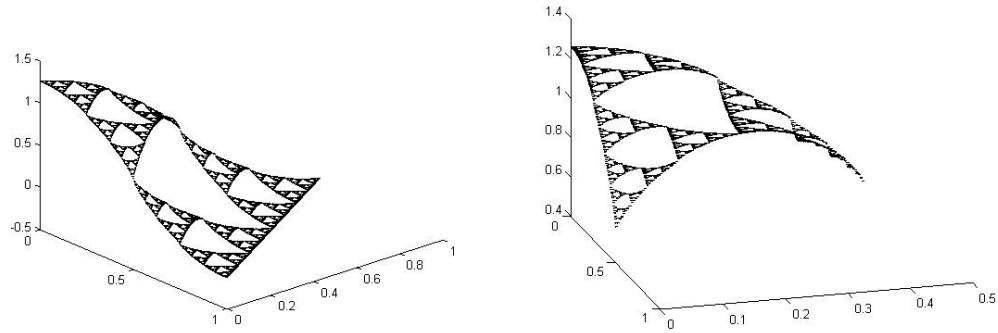


Figure 7: The unique (up to D_3 symmetries) level 1 sampling function. The right column is a zoomed in view of the functions on the left column.

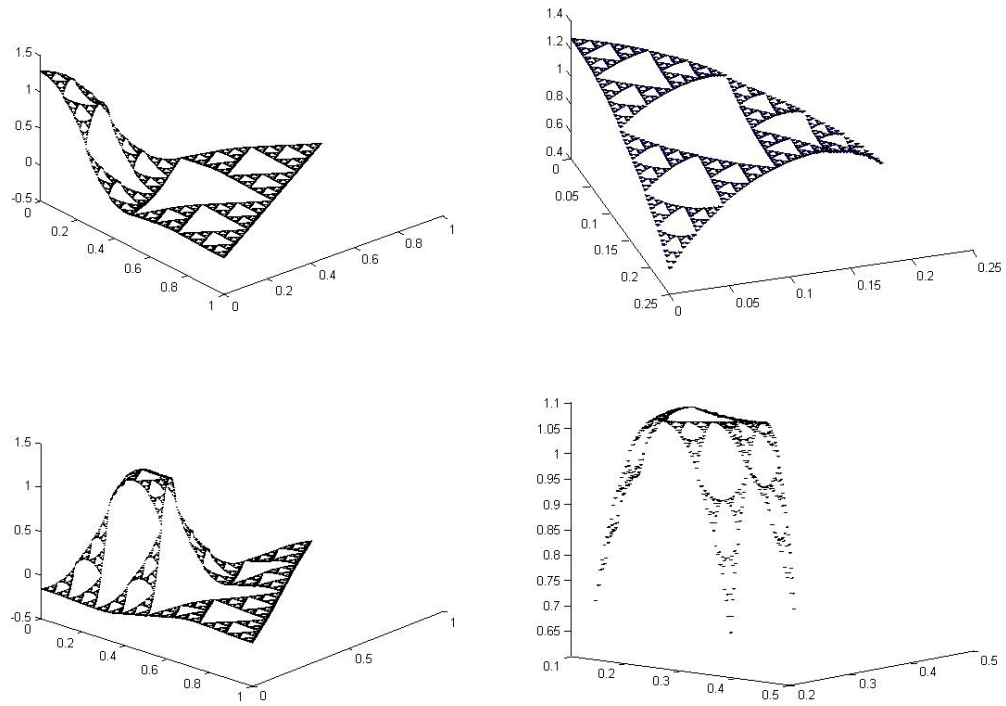


Figure 8: The unique (up to D_3 symmetries) level 2 sampling functions. The right column is a zoomed in view of the functions on the left column.

As the figures show, there are two major differences between these sampling functions and those on the real line, the translates of the sinc function. A close inspection of the sampling functions shows that they are not symmetric. Looking at the large bump for the non-boundary cell sampling functions, we can see that the bump slightly slants, which seems to reflect its position relative to the boundary. We also see for higher level sampling functions that, unlike the sinc functions, the oscillation dies down rather quickly. After the initial bump, the function oscillates with magnitude around 10^{-9} .

Having performed some numerical calculations, we can make two conjectures.

Conjecture 5.1. *The sampling functions are uniformly bounded by some constant (around 1.3) for all m .*

This conjecture is consistent with what we see for the sampling functions on the real line. The next conjecture, however, is not.

Conjecture 5.2. *Let ψ_m be a sampling function on level m . Then*

$$\int_{SG} |\psi_m|^2 \leq c3^{-m}$$

where c is a constant around 1.1.

This further supports the notion that the sampling functions die off much more quickly than the sinc functions.

Word	m	$\max(\psi)$	$3^m \int \psi ^2$
[0]	1	1.25658977540316	1.07842219640964
[0,0]	2	1.26695538950498	1.07842219640964
[0,1]	2	1.08571404036364	1.1210553607424
[0,0,0]	3	1.26692412467287	1.07839115312062
[0,0,1]	3	1.08594427634807	1.12090225373618
[0,1,0]	3	1.07899763862335	1.12043223136981
[0,1,1]	3	1.07930676762662	1.12040455179345
[0,1,2]	3	1.07936645775999	1.12032092081025
[0,0,0,0]	4	1.26655024495913	1.07827446772558
[0,0,0,1]	4	1.08546096243966	1.12070196936732
[0,0,1,0]	4	1.07852883641541	1.12023075543376
[0,0,1,1]	4	1.07882624003117	1.12020209908214
[0,0,1,2]	4	1.07889336080433	1.12011942546551
[0,1,0,0]	4	1.07880740875524	1.12019431284607
[0,1,0,1]	4	1.07889107714326	1.12011628070581
[0,1,0,2]	4	1.07889107441474	1.12011623345686
[0,1,1,0]	4	1.07889095592936	1.12011621816689
[0,1,1,1]	4	1.07880946182471	1.1201933422404
[0,1,1,2]	4	1.07889096832845	1.12011621162118
[0,1,2,0]	4	1.07889095912966	1.1201161798206
[0,1,2,1]	4	1.07889097425727	1.12011622052384
[0,1,2,2]	4	1.07880950409159	1.12019329618038

Table 1: Numerical data for sampling functions on the first four levels.

We can compare these sampling functions on cells with the sampling functions on vertices discussed in [?]. We use the following notation from the aforementioned paper: if y is a vertex on β_m such that y is not a boundary point of SG , then $\psi_y^{(m)}$ is the function on SG such that, for $x \in \beta_m$, $\psi_y^{(m)}(x) = \delta_{yx}$. For small m , the pointwise sampling functions have large oscillations throughout SG . For larger m , however, we observe that both the pointwise sampling functions and the sampling functions on cells have the same basic oscillatory behavior: there is a big sinusoidal oscillation centered at the chosen point/cell which rapidly dies off. In fact, in [?], we have the following conjecture:

Conjecture 5.3. *There exist constants c and $\alpha < 1$ (about $\frac{1}{3}$) such that*

$$|\phi_y^{(m)}(x)| \leq c\alpha^{d_m(x,y)}$$

for all non-boundary vertices y in β_m , all $x \in SG$, and all m , where $d_m(x, y)$ is the smallest number of m -cells separating x and y .

This exponential cell distance bound for the sampling functions on vertices matches up with the observed exponential decay of the sampling functions on the cells.

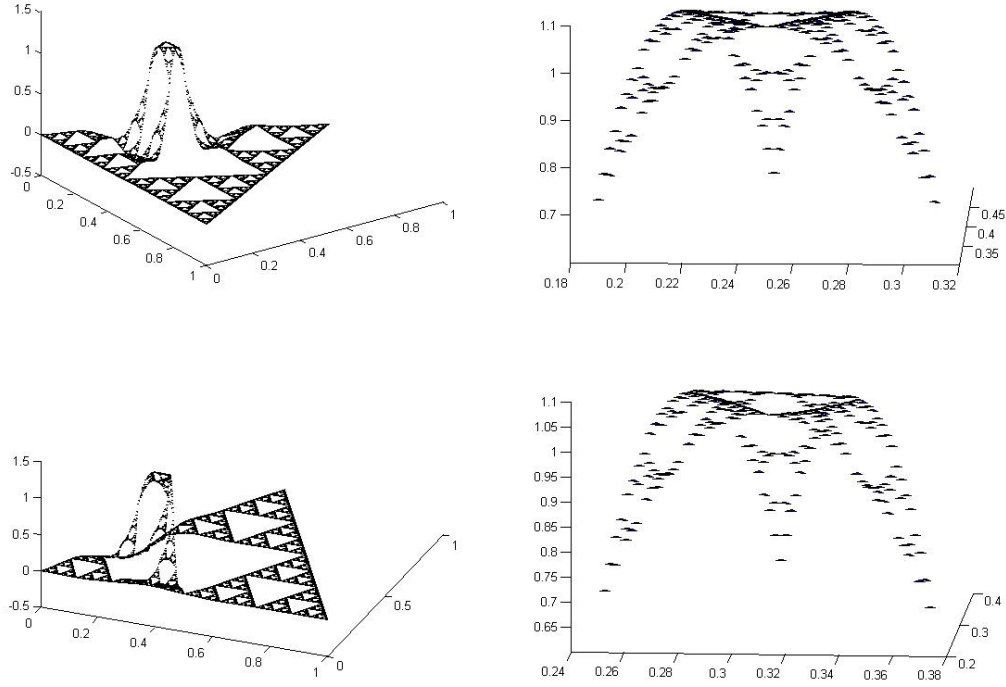


Figure 9: Some of the level 3 sampling functions. The right column is a zoomed in view of the functions on the left column.

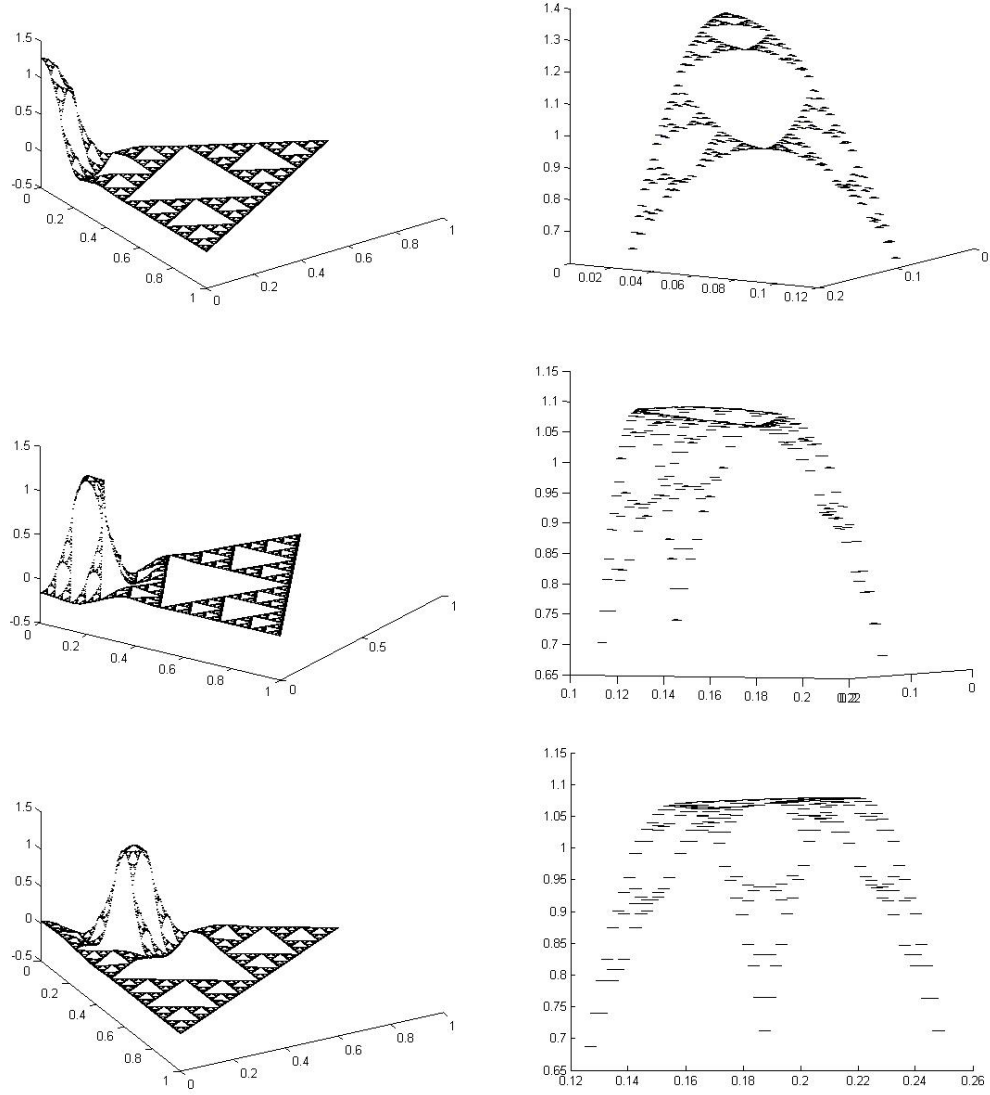


Figure 10: The remaining level 3 sampling functions (up to D_3 symmetries). The right column is a zoomed in view of the functions on the left column.

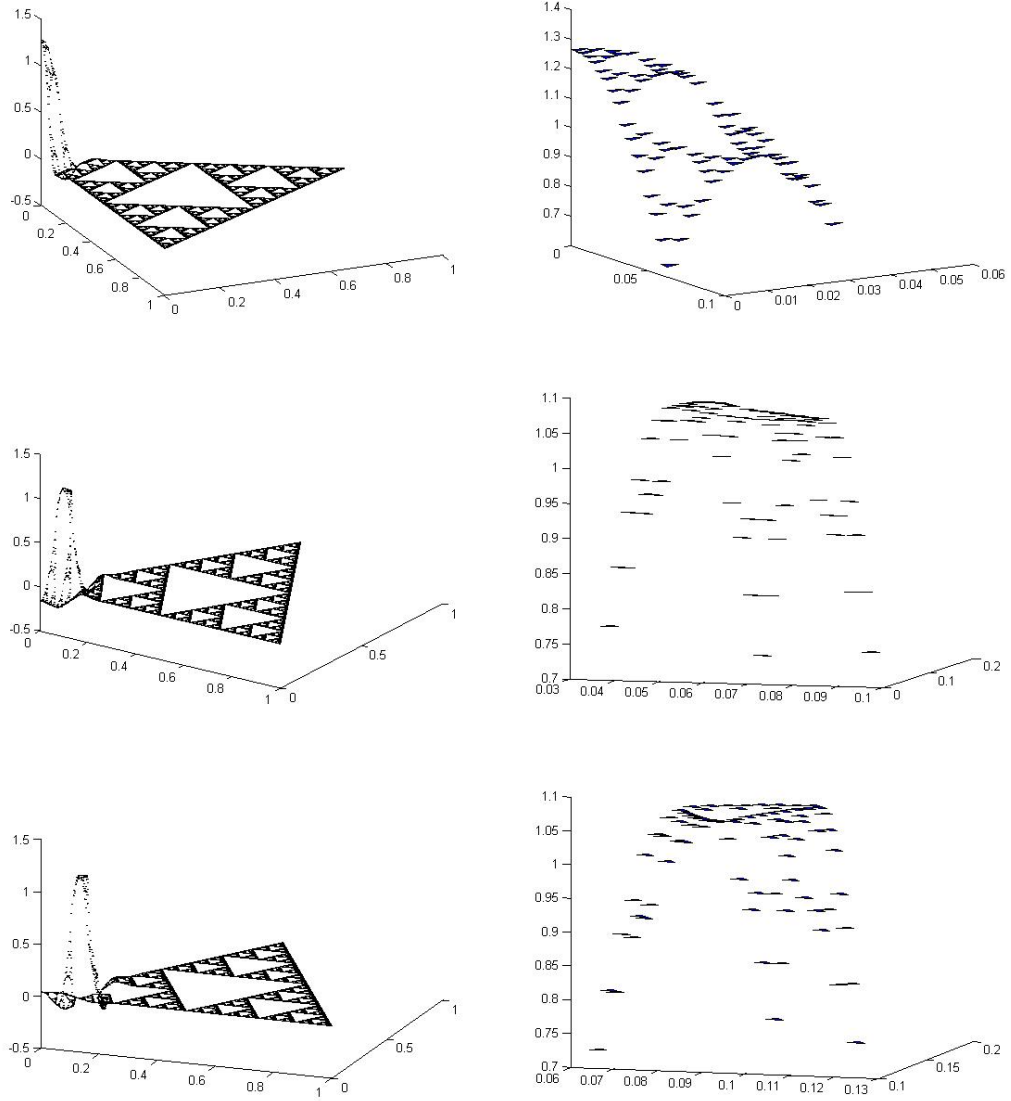


Figure 11: Some level 4 sampling functions (up to D_3 symmetries). The right column is a zoomed in view of the functions on the left column.

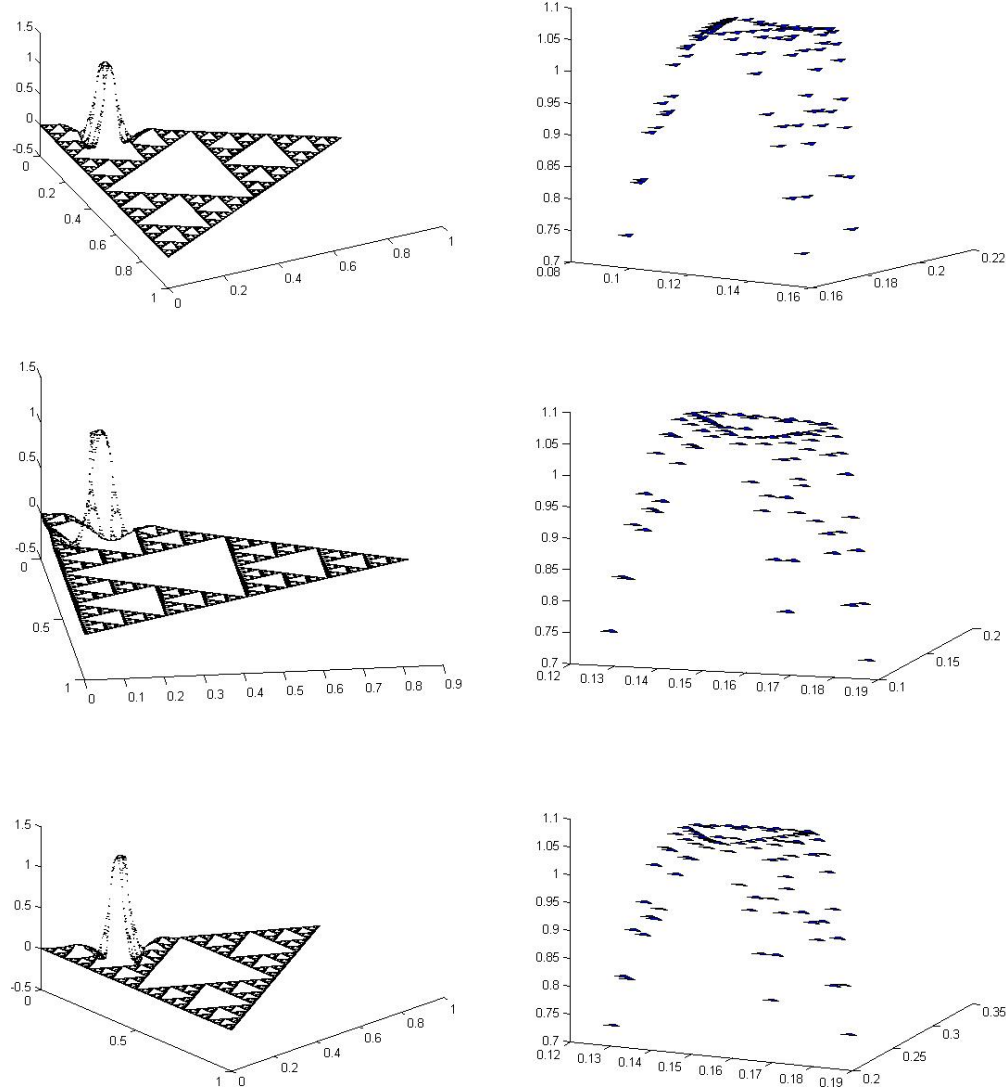


Figure 12: More level 4 sampling functions (up to D_3 symmetries). The right column is a zoomed in view of the functions on the left column.

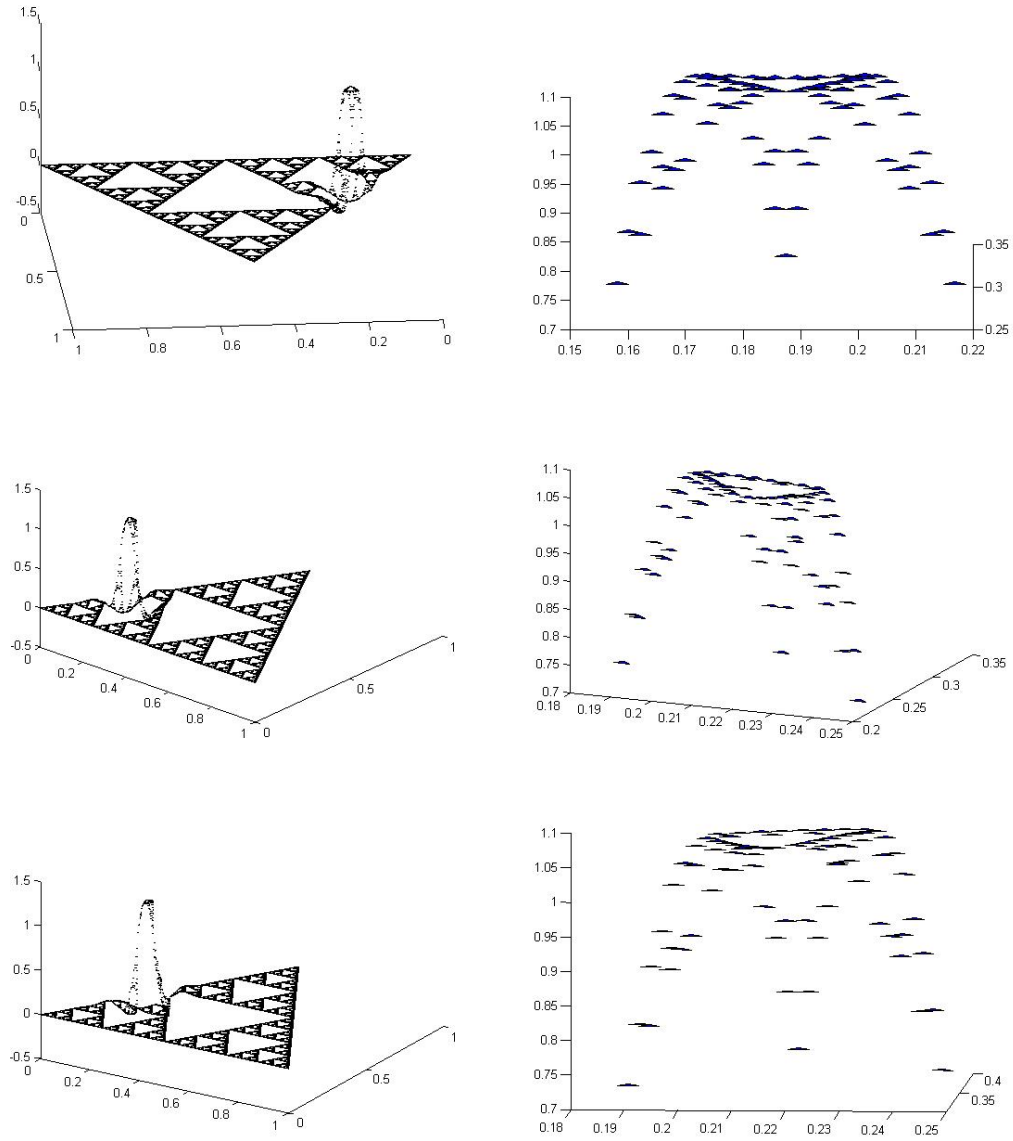


Figure 13: More level 4 sampling functions (up to D_3 symmetries). The right column is a zoomed in view of the functions on the left column.

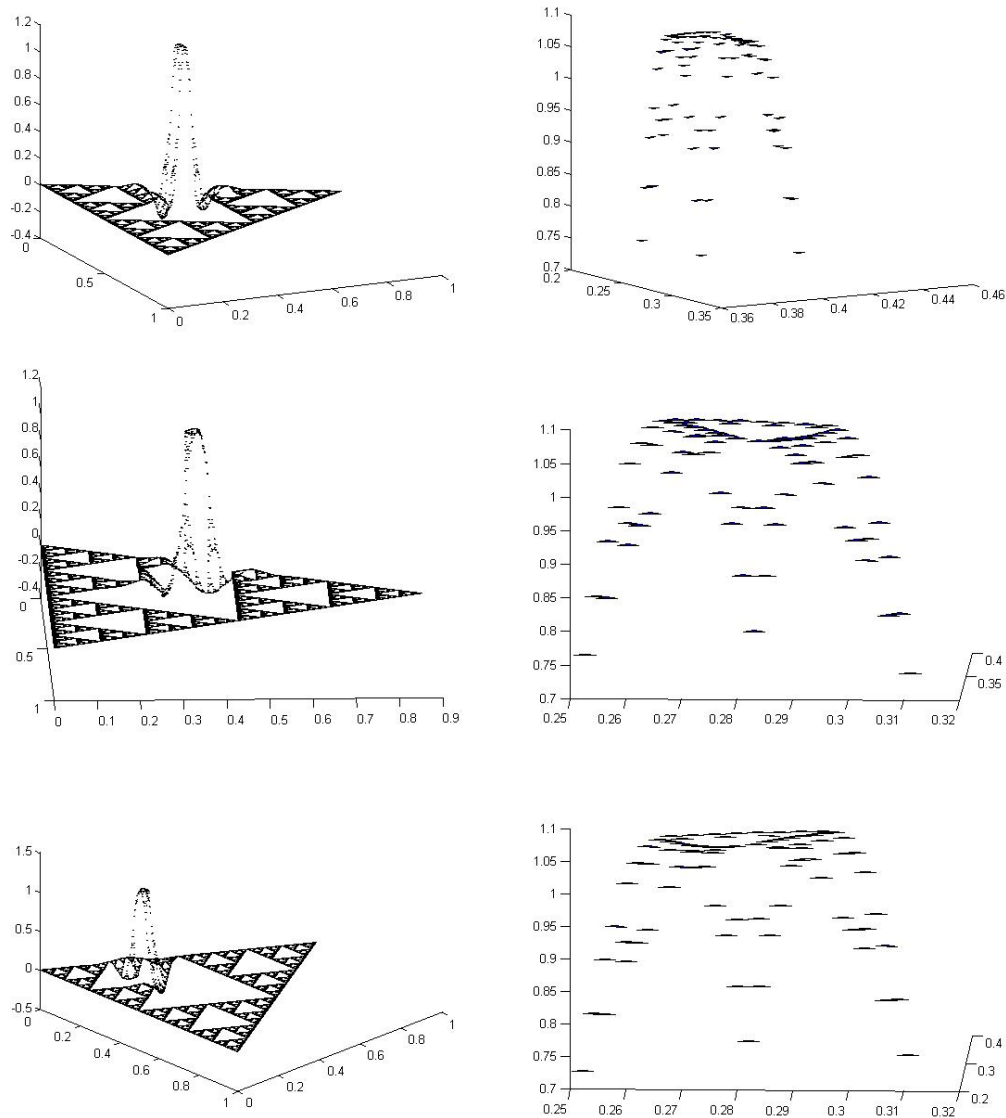


Figure 14: More level 4 sampling functions (up to D_3 symmetries). The right column is a zoomed in view of the functions on the left column.

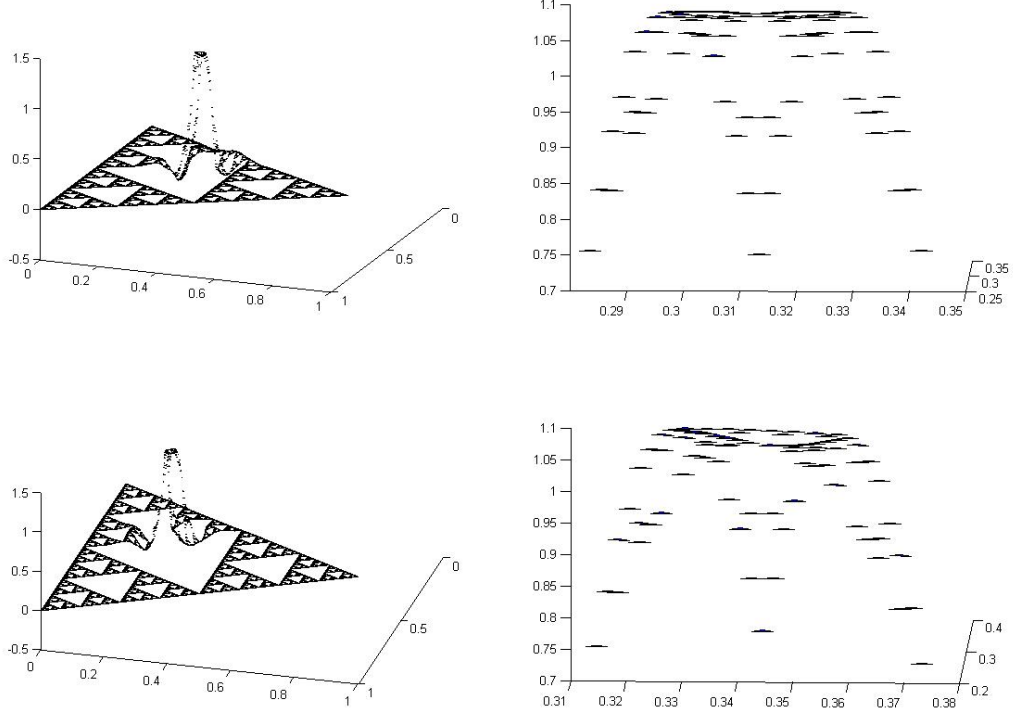


Figure 15: The remaining level 4 sampling functions (up to D_3 symmetries). The right column is a zoomed in view of the functions on the left column.

5.2 Sampling on Infinite Blowups

Let $\{i_j\}$ be an infinite sequence such that $i_k = 0, 1, 2$, with the condition that two of the integers 0, 1, and 2 occur infinitely often. Then, for $K = SG$, we define K_∞ by

$$K_\infty = \bigcup_{m=1}^{\infty} F_{i_1}^{-1} \dots F_{i_m}^{-1} K.$$

and let $K_{(m)} = F_{i_1}^{-1} \dots F_{i_m}^{-1} K$. Note that the sets $K_{(m)}$ are nested.

Fix a cell in K_∞ . For simplicity, assume it is in K , say $F_w K = F_{w_1} \dots F_{w_m} K$. Let ψ_0 be the sampling function of $F_w K$ in K . By the theorem, we can choose ψ_0 to be bandlimited. So that the average $A_{w'}(\psi_0)$ of ψ_0 on $F_{w'} K$ equals $\delta_{ww'}$ for all $|w'| = m$.

Now, ψ_0 has an extension to K_∞ that is m -bandlimited and of compact support (modulo constant functions), since each non-constant Neumann eigenfunction on K extends to a Neumann eigenfunction on K_∞ that is supported in $K_{(n)}$ for some n (this n depends on the sequence i_1, i_2, \dots). Call the extension $\tilde{\psi}_0$. Note that not only is $\tilde{\psi}_0$ bandlimited on the top, but it is also bandlimited on the bottom, because we do not add any eigenfunctions with eigenvalue below the smallest nonzero Neumann eigenvalue on K save the constant term.

Note that the average of $\tilde{\psi}_0$ on any m -cell $F_{w'}K$ of K satisfies $\tilde{\psi}_0 = \delta_{ww'}$, but for other m -cells in K_∞ we have no information.

Next we want to construct $\tilde{\psi}_1$ on K_∞ that is m -bandlimited and of compact support (modulo constants) such that $A_{w'} = \delta_{ww'}$ for every m -cell $F_{w'}K$ in K and the average of $\tilde{\psi}_1$ on any m -cell in $K_{(1)} \setminus K$. So we want to take the containment

$$F_w K \subseteq K \subseteq F_{i_1}^{-1} K$$

and apply F_{i_1} to it:

$$F_{i_1} F_w K \subseteq K.$$

So $F_{i_1} F_w K$ is an $(m+1)$ -cell in K , so it has an $(m+1)$ -bandlimited sampling function φ_1 , and $A_{w'}(\varphi_1) = \delta_{(i_1 w)w'}$. Let $\psi_1 = \varphi_1 \circ F_{i_1}$ defined on $K_1 = F_{i_1}^{-1} K$. Then $A_w(\psi_1)$ on $F_w K = A_{(i_1 w)}(\varphi_1) = 1$ and the average of φ_1 is zero on any other m -cell in $K_{(1)}$. Also, ψ_1 is m -bandlimited so there is an extension $\tilde{\psi}_1$ to K_∞ that is bandlimited and compactly supported modulo constants.

We can easily compute the constant contributions to $\tilde{\psi}_0$ and $\tilde{\psi}_1$ since all non-constant eigenfunctions have total integral zero and $\int_K \psi_0 = \frac{1}{3^m} = \int_{K_{(1)}} \psi_1$, so the constant is $\frac{1}{3^m}$ for $\tilde{\psi}_0$ and $\frac{1}{3^{m+1}}$ for $\tilde{\psi}_1$.

Iterating this argument, we obtain a sequence $\tilde{\psi}_0, \tilde{\psi}_1, \tilde{\psi}_2, \dots$ of m -bandlimited functions such that the $\tilde{\psi}_j$ are of compact support on K_∞ such that $A_w(\tilde{\psi}_j) = 1$ and the average on any other m -cell in $K_{(j)}$ is 0

Now, assume that the two conjectures of the previous section are true. Conjecture 5.1 says that the sampling functions on K are uniformly bounded, which is clearly equivalent to the ψ_j being uniformly bounded on each $K_{(j)}$. It is also easy to see that Conjecture 5.2 is equivalent to $\int_{K_{(j)}} \tilde{\psi}_j \leq C$ for some C and for all j .

Now, fix $K_{(n)}$. For $j \geq n$, the restriction of $\tilde{\psi}_j$ to $K_{(j)}$ is m -bandlimited, so

$$\int_{K_{(j)}} |\Delta \tilde{\psi}_j|^2 \leq M_m \int_{K_{(j)}} |\tilde{\psi}_j|^2$$

where M_m is the highest frequency in the m -band. Combining this with the estimate

$$\int_{K_{(n)}} |\Delta \tilde{\psi}_j|^2 \leq \int_{K_{(j)}} |\Delta \tilde{\psi}_j|^2$$

and the aforementioned consequences of Conjecture 5.2, we have the estimate

$$\int_{K_{(n)}} |\Delta \tilde{\psi}_j|^2 \leq C_n$$

for all $j \geq n$. We can use this to get the Hölder estimate

$$|\tilde{\psi}_j(x) - \tilde{\psi}_j(y)| \leq cR(x, y)^\beta \int_{K_{(n)}} |\Delta \tilde{\psi}_j|^2$$

for all $x, y \in K_{(n)}$ for some β , where R is the resistance metric. This gives us uniform equicontinuity on $K_{(n)}$.

As the sequence $\{\tilde{\psi}_j\}$ is uniformly bounded and uniformly equicontinuous, we can apply Arzela-Ascoli to find a subsequence $\{\tilde{\psi}_{j_k}\}$ converging uniformly on each $K_{(n)}$. Let $\psi = \lim_{k \rightarrow \infty} \tilde{\psi}_{j_k}$. Then ψ is m -bandlimited, since if φ is any high frequency eigenfunction, $\int \psi \varphi = \lim_{k \rightarrow \infty} \int \tilde{\psi}_{j_k} \varphi = 0$. Also, the average of ψ on $F_w K$ is 1, while the average of ψ on any other m -cell is 0, so ψ is a sampling function for $F_w K$ on K_∞ .

6 The Case of SG_3

Recall that SG_3 is the unique nonempty compact set satisfying

$$SG_3 = \bigcup_{i=1}^6 G_i(SG_3)$$

where the G_i are the six fixed point maps corresponding to the main smaller triangles of SG_3 . The energy and Laplacian are defined similarly to those for SG . We defer to [?] for complete details.

The usual graph approximations of SG_3 , which we denote ζ_m are similar to those of SG (see Figure 6.1). The cell graph approximations, which we denote ξ_m , are also similar to the Γ_m . It is easy to see that $\xi_1 = \beta_1$, and that the ξ_m look very similar to the Γ_m , except the small triangles are replaced by small copies of β_1 .

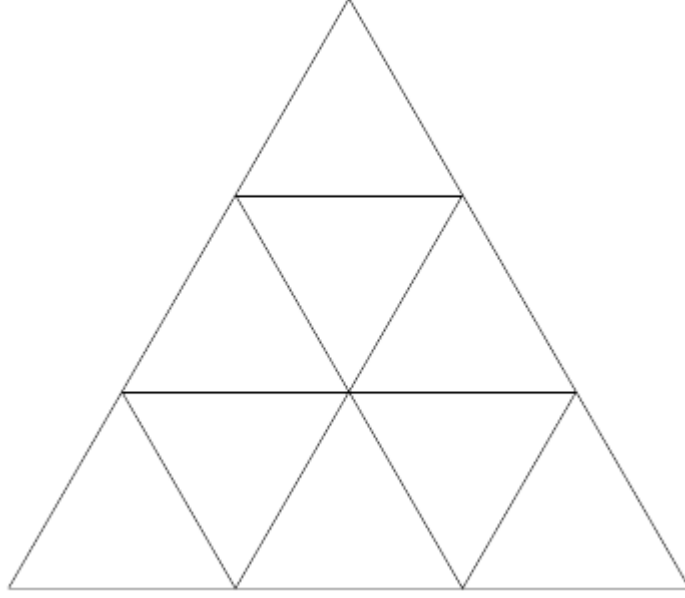


Figure 16: ζ_1 , the first level approximation of SG_3

In [?], it was shown that SG_3 and the ζ_m possess the spectral decimation property. It is then reasonable to ask whether the ξ_m , with the usual graph Laplacian, also have the spectral decimation property. We can answer that in the affirmative.

Theorem 6.1. *Let u be an eigenfunction on ξ_m with eigenvalue λ_m . Then, u can be extended to at most two eigenfunctions on ξ_{m+1} with eigenvalues $\lambda_{m+1}^{(1)}$ and $\lambda_{m+1}^{(2)}$. Furthermore, for each $\lambda_{m+1}^{(k)}$, the corresponding extension is unique. Conversely, if u is an eigenfunction on ξ_{m+1} with eigenvalue $\lambda_{m+1}^{(1)}$ or $\lambda_{m+1}^{(2)}$, then u' , the function on ξ_m obtained by averaging the values of u up one level is an eigenfunction with eigenvalue λ_m .*

The proof is analogous to that of the previously discussed Γ_m case, and will be skipped. We will, however, highlight an important consequence of the calcula-

tions. The spectral decimation relation on the ζ_m requires the eigenvalues between ζ_m and ζ_{m+1} to satisfy

$$\lambda_m = \frac{3(\lambda_{m+1} - 5)(\lambda_{m+1} - 4)(\lambda_{m+1} - 3)\lambda_{m+1}}{3\lambda_{m+1} - 14}$$

whereas the corresponding relation between ξ_m and ξ_{m+1} is

$$\lambda_m = \frac{(\lambda_{m+1}^2 - 9\lambda_{m+1} + 19)(\lambda_{m+1} - 4)\lambda_{m+1}}{\lambda_{m+1} - 6}.$$

This is in stark contrast to the SG case, where the relations were the same. Given that the eigenvalue relations being the same was crucial in proving the sampling theorem on SG , the fact that the relations are not the same on ζ_m and ξ_m give little hope in proving such a sampling theorem in this case.

It is also important to note that the average values of the first six Neumann eigenfunctions on ζ_1 are not all eigenfunctions on ξ_1 . Specifically, no eigenfunction on ζ_1 with eigenvalue $3 \pm \sqrt{2}$ has an average value that is an eigenfunction on ξ_1 . If we were to have a sampling theorem on SG_3 analogous to the one proved in section 4, then the average values of Neumann eigenfunctions with low frequency on ζ_m must be eigenfunctions on ξ_m . Consider the case where $m = 1$. We can attempt to compute a Laplacian matrix that satisfies the eigenfunction condition. However, the computations yield that such a matrix must be a scalar multiple of the identity, which is clearly absurd.