

Snake Polyominoes

Alain Goupil¹, Marie-Eve Pellerin¹, Jérôme de Wouters d'oplinter¹

¹*Département de mathématiques et d'informatique,
Université du Québec, Trois-Rivières, Qc, Canada, G9A 5H7
alain.goupil@uqtr.ca, marie-eve.pellerin@uqtr.ca,
jerome.de.wouters.doplinter@uqtr.ca*

ABSTRACT. The goal of this paper is to study the set of snake polyominoes which can be seen as a thick version of self-avoiding walks. We first introduce a classification of snake polyominoes and then we focus our attention on the class of partially directed snakes. We establish functional equations and generating functions for length generating functions of two dimensional, three dimensional and then N dimensional snake polyominoes. We then turn our attention to snake polyominoes inscribed in a $b \times k$ rectangle and we establish two-variable generating functions, with respect to height k and length n of the snakes. We include observations on the relationship between snake polyominoes and self-avoiding walks, we show some bijective relations between polyominoes inscribed in a $2 \times k$ rectangle, snakes and self-avoiding walks. We conclude with a discussion on inscribed snakes of maximal length which lead us to the formulation of open problems and conjectures encountered in the course of our investigations.

Keywords : snake polyomino, enumeration, generating function, self-avoiding walk, functional equation, bargraph

1. INTRODUCTION

A two dimensional ($2D$) polyomino is an edge-connected set of cells in a regular lattice up to translation. In this paper we are solely interested with sets of square cells with sides of unit length in the square lattice. Since a polyomino can be seen as a simple graph with its square cells as vertices and its edge contacts between adjacent squares as edges, we will use the vocabulary of graph theory when we find it convenient. Thus by the degree of a cell in a polyomino, we mean the number of its edge contacts with other cells.

A *snake polyomino* of length n , shortly referred to as a snake, is a polyomino with n cells, no cycle and such that each cell has edge degree at most two. As a consequence a snake of length at least two has two cells of degree one. The two cells of degree one, called the tail and the head, can be used to provide snakes with an orientation. An *oriented snake* of length $n \geq 2$ is a snake with designated tail cell and head cell and the orientation goes from tail to head. When the tail and head cells are not specified in a snake, we say that the snake is *non-oriented*. A snake can always be given an orientation and we will call upon this property when needed. Otherwise they are considered non-oriented.

Oriented snake polyominoes are analog objects to self-avoiding walks (see [2]) but, to our knowledge, no bijective relation between the two sets has been established so far and we found no systematic investigation of snakes in the current literature.

It is in fact quite straightforward to see that there is an injective map ϕ from the set $OS(n)$ of oriented snakes of length n to the set $SAW(n)$ of self-avoiding walks with n vertices by simply transforming cells of snakes into vertices of walks and drawing an edge between two vertices when the two corresponding cells are edge connected (figure 1). This means that the set $OS(n)$ of oriented snakes with n cells is in bijection with a subset of $SAW(n)$. This correspondence is not invertible because the minimum number of cells needed to form a U shape in a snake is superior by one to the minimum number of vertices in a U shape of a SAW . By a U shape, we mean either a snake or a self avoiding walk that goes in a given direction, say South, then moves in a perpendicular

direction, say East, then returns North, the direction opposite to the initial one, thus forming a U shape. Of course the initial direction in a U shape is arbitrary.

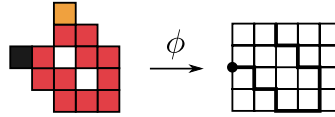


FIGURE 1. An injective map from oriented snakes to self-avoiding walks of same length

A polyomino P is said to be inscribed in a rectangle R with horizontal and vertical sides when P is included in R and the cells of P touch each of the four sides of R . Enumeration of inscribed polyominoes with area minimal, minimal plus one and minimal plus two were investigated in [7] and [8]. Inscribed 3D polyominoes of minimal volume were investigated in [6]. Here the same notation $b \times k$ is used as in the previous papers for the dimension of the circumscribed rectangle. Part of this paper is devoted to the enumeration of inscribed snakes but more generally, we are interested in the combinatorial study of different classes of snake polyominoes which are presented in section 2.

In section 3 we construct the length generating functions of partially directed snakes. We start with the two dimensional case, then we show that it is possible to extend the construction to the three dimensional and more generally to the N dimensional cases. In section 4 we construct, for each value of the width b of the circumscribed rectangle, a two-variable generating function for inscribed partially directed snakes. The two parameters are the length n of the snake and the height k of the rectangle. In order to realize this construction, we define subclasses of partially directed snakes and we establish their generating functions. In particular we define the class of bubble snakes which is related to bargraph polyominoes (see [3]) and we establish their length generating function by way of a combinatorial factorization. In section 5 we describe three straightforward bijections relating bargraphs, snakes and self-avoiding walks that we have not seen elsewhere in the literature. In the final section, we present conjectures and open questions related to inscribed snakes of maximal length.

2. CLASSIFICATION OF SNAKES

Important sources of inspiration for the classification and combinatorial study of snake polyominoes that is contained in this article have been their connection with self-avoiding walks and the two papers [2] and [3]. Our classification of snake polyominoes follow closely that of self-avoiding walks presented in [2] from which we borrow part of our terminology. Snake polyominoes possess one additional criteria that cannot exist in self-avoiding walks: two cells of a snake separated by at least two cells may touch with their corners only. When there is no such pair of cells in a snake, we say that we have a *No Kiss snake*. Figure 2 shows examples of the snakes in the following classification where tail is black and head is orange in oriented snakes.

An oriented snake is *prudent* if, running from tail to head, each direction defined by two consecutive cells, is never done towards a cell already visited.

A snake polyomino is a *partially directed snake (PDS)* towards the North when, starting from the tail, each new cell is added in one of the three directions North, East or West with the obvious constraint that East cannot follow immediately West and vice versa. As a consequence of the definition of snake, when west step follow east step in a *PDS*, then at least two north steps must be made in between. The same is true when East follows West. Some snakes are prudent in one orientation and not prudent in the other but *PDS* are prudent in both orientations. A prudent snake is two-sided if, starting from the tail, each new cell either touches the top of the current

circumscribed rectangle or touches its right. Partially directed snakes are also called one-sided. We similarly define three-sided snakes for which each new cell touches either the top, the right or the left of the current circumscribed rectangle. Four-sided snakes are all the prudent snakes but our attention will mainly focus on the investigation of $2D$, $3D$ and N dimensional partially directed snakes, i.e. one-sided snakes. Notice that oriented snakes, since they play an accessory role in our study, have not been included in the classification of figure 2.

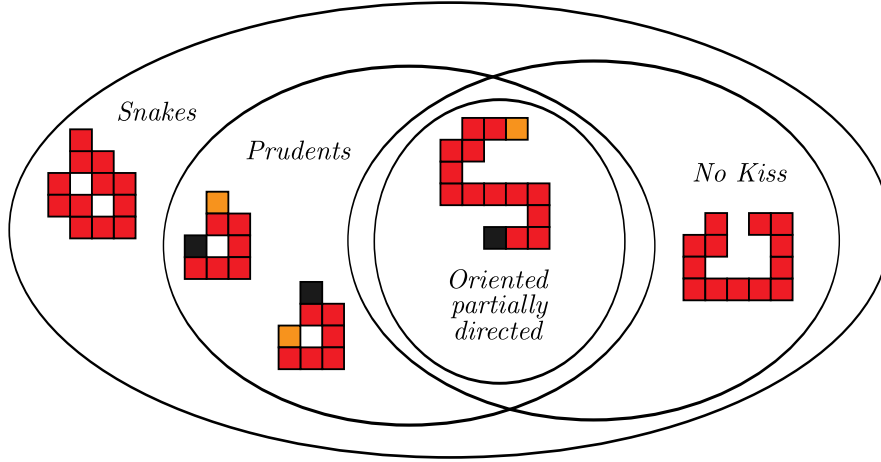


FIGURE 2. Families of snakes

Throughout this paper we will adopt the convention of using capital letters $F(s, t, q)$ for generating functions, lower case letters $f(b, k, n)$ for their coefficients and calligraphic capital letters $\mathcal{F}(b, k, n)$ for the corresponding set of PDS of length n inscribed in a $b \times k$ rectangle:

$$F(s, t, q) = \sum_{b, k, n} f(b, k, n) s^b t^k q^n.$$

The first values of $s(n)$, the total number of non-oriented snakes of length n , are presented in table 1 (see *OEIS* A182644 for $n \leq 24$).

n	1	2	3	4	5	6	7	8	9	10	11	12	13	14	15	16
$s(n)$	1	2	6	14	34	82	198	470	1122	2662	6334	14 970	3 506	83 734	198 086	466 314

TABLE 1. Number of snakes of length n

3. NON-INScribed PARTIALLY DIRECTED SNAKES

A PDS is said to be *non-inscribed* if the dimension of the circumscribed rectangle is not considered. Hence the parameter of interest becomes the length. In this section three cases of non-inscribed PDS are investigated: two dimensional, three dimensional and N dimensional snakes. In each case a functional equation is constructed and solved to obtain a one-variable rational generating function. Also an exact formula according to the length of the snake is presented for both the $2D$ and the $3D$ cases.

3.1. Two dimensions. The one-variable generating function of 2D non-inscribed *PDS*, denoted $PDS_{2D}(q)$, is defined by

$$PDS_{2D}(q) = \sum_{n \geq 0} pds_{2D}(n)q^n$$

where $pds_{2D}(n)$ is the number of *PDS* of length n .

Recall that a *PDS* is formed using north, east and west steps only. Moreover two north steps are required to change direction between east and west, which makes *PDS* different from self-avoiding walks. Thus the construction of a functional equation for *PDS* uses similar ideas to that of partially directed *SAW* (see [2] or [9] for generating function), also known as one-sided *SAW*, that have to be adapted to these additional constraints.

In order to build the functional equation, note that the set of non-inscribed *PDS* admits a partition into two sets:

- *PDS* without two consecutive north steps, \mathcal{S}_{2D}^1 ;
- *PDS* containing two consecutive north steps at least once, \mathcal{S}_{2D}^2 .

Samples of each sets are illustrated in figure 3.

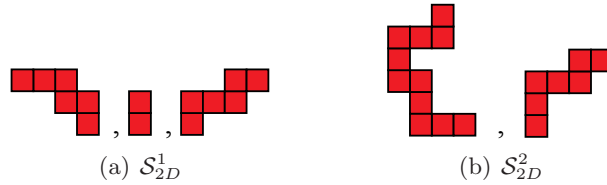


FIGURE 3. A partition of the set of non-inscribed *PDS*

Since two consecutive north steps are required to change direction from East to West or from West to East in a *PDS*, snakes without two consecutive north steps cannot have both west and east steps. In fact these snakes either have north or east steps only or they have north or west steps only. Let's call *North-East* snakes the oriented *PDS* with only north or east steps and two consecutive north steps prohibited. *North-West* snakes are defined similarly. The North-East snakes are counted by Fibonacci numbers, as proved in the next proposition.

Proposition 1. *The number of North-East snakes of length n , $s_{NE}(n)$, satisfies the relation*

$$s_{NE}(n) = s_{NE}(n-1) + s_{NE}(n-2) \quad (1)$$

with $s_{NE}(0) = s_{NE}(1) = 1$, which is equal to the $(n+1)^{\text{th}}$ Fibonacci number. Consequently the generating function of North-East snakes is

$$S_{NE}(q) = \sum_{n \geq 0} s_{NE}(n)q^n = \frac{1}{1 - q - q^2}. \quad (2)$$

Proof. We use the well known interpretation of Fibonacci numbers as the number of tilings of a $b \times 1$ board with monominoes and dominoes (see [4]). It is immediate that these tilings are in one-to-one correspondence with North-East snakes when we observe that starting from the left, we place dominoes in vertical positions and the following piece at the upper end of the domino, as illustrated in figure 4. The monomino-domino tiling of a $n \times 1$ rectangle being counted by the $(n+1)^{\text{th}}$ Fibonacci number, North-East snakes must satisfy equation (1) from which equation (2) is obtained by use of standard methods (see [10]).

By symmetry there are as many North-East snakes as North-West snakes. However the non-oriented snakes consisting of only east steps are the same as the snakes with west steps only. Also the unique snake of length 2 with one north step belongs to the two sets. As a result we obtain the

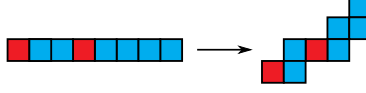


FIGURE 4. Bijection from monomino(red)-domino(blue) tilings of a row towards North-East snakes

following generating function of the set \mathcal{S}_{2D}^2 of non-inscribed PDS without two consecutive north steps:

$$S_{2D}^1(q) = \frac{2}{1-q-q^2} - \frac{1}{1-q} - q^2. \quad (3)$$

Consider $W \in \mathcal{S}_{2D}^2$. Identifying the last two consecutive north steps when moving from bottom to top, three disjoint parts appear in W : *i*) any non-inscribed PDS , *ii*) two north steps and *iii*) either a North-East or a North-West snake, respectively illustrated in green, red and blue in figure 5. This combinatorial factorization is the key to obtain the generating function $S_{2D}^2(q)$.

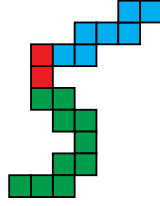


FIGURE 5. A PDS in \mathcal{S}_{2D}^2

Proposition 2. *The generating function of PDS containing two consecutive north steps at least once is*

$$S_{2D}^2(q) = \left(PDS_{2D}(q) - 1 + \frac{q^2}{1-q} \right) q^2 \left(\frac{2}{1-q-q^2} - 1 \right). \quad (4)$$

Proof. The three factors in equation (4) correspond to each of the three parts of W . The left factor represents any non-inscribed PDS where the subtraction of 1 assure that the PDS is not empty, i.e. that we add at least one cell in order to build the two last consecutive north steps. Moreover since two consecutive north steps can be appended to a horizontal row of length at least 2 in two different ways, $\frac{q^2}{1-q}$ is added. The middle factor q^2 in equation (4) is coding the last two consecutive north steps (red cells in figure 5). Then the right factor is twice the North-East snakes generating function (2), since there are as many North-East snakes as North-West snakes, with 1 subtracted because there is only one way to add an empty snake to the north steps.

Since \mathcal{S}_{2D}^1 and \mathcal{S}_{2D}^2 form a partition of \mathcal{PDS} , the sum of (3) and (4) gives a functional equation for $2D$ PDS :

$$PDS_{2D}(q) = \left(PDS_{2D}(q) - 1 + \frac{q^2}{1-q} \right) q^2 \left(\frac{2}{1-q-q^2} - 1 \right) + \frac{2}{1-q-q^2} - \frac{1}{1-q} - q^2$$

which is immediately solved to obtain the rational generating function

$$\begin{aligned} PDS_{2D}(q) &= \frac{q^5 + q^3 + q^2 - 2q + 1}{(1-q)(1-2q-q^3)} \\ &= 1 + q + 2q^2 + 6q^3 + 14q^4 + 32q^5 + 72q^6 + 160q^7 + 354q^8 + \dots \end{aligned}$$

A formula giving the number of 2D PDS according to its length n is obtained by converting the rationnal expression of $PDS_{2D}(q)$ into partial fractions:

$$pds_{2D}(n) = \frac{1}{59} \sum_{\alpha: 1-2\alpha-\alpha^3=0} (13\alpha^{-1} + 11 - 5\alpha)\alpha^{-n} - 1 \quad n \geq 2,$$

$$pds_{2D}(0) = pds_{2D}(1) = 1.$$

3.2. Three dimensions. A 3D PDS (towards yz) is a 6-connected snake, i.e. connected by the faces of its cells, that starts at the origin and is formed with steps along the axis x , y and z where negative movement along the y and z axis are prohibited. The possible directions are denoted by x^+ , x^- , y^+ and z^+ . This is a natural extension of the 2D PDS where snakes can go freely along the x axis but are constrained to positive movement along the y axis.

3D PDS is partitionned into two sets, as shown in figure 6:

- 3D PDS that do not contain two consecutive steps in the set of directions $\{y^+, z^+\}$, \mathcal{S}_{3D}^1 ;
- 3D PDS that contain two consecutive steps at least once taken in the set of directions $\{y^+, z^+\}$, \mathcal{S}_{3D}^2 .

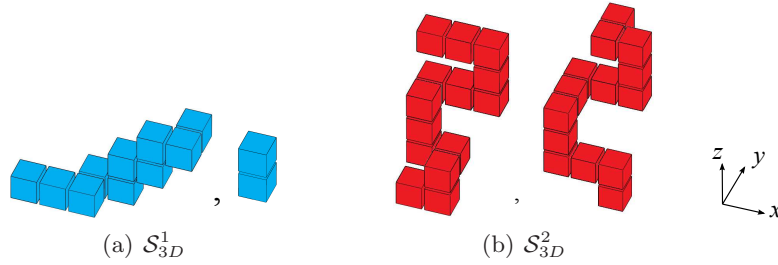


FIGURE 6. A partition of the set of non-inscribed 3D PDS

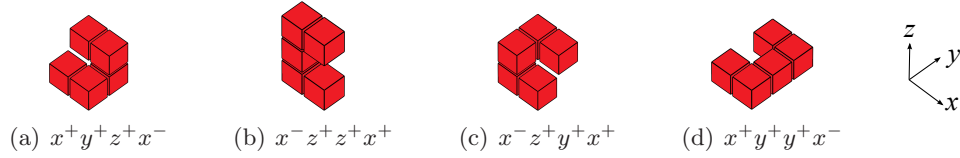


FIGURE 7. Four ways to move between x^+ and x^-

Figure 7 shows the four types of restricted moves in \mathcal{S}_{3D}^1 . The set \mathcal{S}_{3D}^1 is analogous to the set \mathcal{S}_{2D}^1 , in which the snakes were not allowed to go from East to West, i.e from x^+ to x^- . As a consequence of prohibiting two consecutive steps in the set $\{y^+, z^+\}$, snakes belonging to \mathcal{S}_{3D}^1 cannot contain both moves x^+ and x^- . So snakes in \mathcal{S}_{3D}^1 either have x^+ or x^- steps but not both, leading to describe PDS_{x^+} and PDS_{x^-} snakes. Lets denote \mathcal{PDS}_{x^+} the set of snakes in \mathcal{S}_{3D}^1 with x^+ moves. \mathcal{PDS}_{x^-} is similarly defined.

Proposition 3. The number of PDS_{x^+} of length n , denoted $pds_{x^+}(n)$, satisfies the relation

$$pds_{x^+}(n) = pds_{x^+}(n-1) + 2pds_{x^+}(n-2), \quad (5)$$

with $pds_{x^+}(0) = pds_{x^+}(1) = 1$ and the length generating function of PDS_{x^+} is

$$PDS_{x^+}(q) = \sum_{n \geq 0} pds_{x^+}(n)q^n = \frac{1}{(1+q)(1-2q)} \quad (6)$$

so that

$$pds_{x^+}(n) = \frac{1}{3} (2^{n+1} + (-1)^n). \quad (7)$$

Proof. A PDS_{x^+} of length n starts with a step in $\{x^+, y^+, z^+\}$. If the first step is x^+ , then the second step is x^+ , y^+ or z^+ . Consequently the snake is completed by any PDS_{x^+} of length $n - 1$. If the first step is y^+ or z^+ , then it must be followed by an x^+ step and, to complete the snake, any PDS_{x^+} of length $n - 2$ can be concatenated. This yields equation (5) from which we deduce equation (6). The exact formula (7) is obtained from equation (6).

The non-oriented sets \mathcal{PDS}_{x^+} and \mathcal{PDS}_{x^-} are not disjoint. The horizontal rows of cells (formed with x^+ steps only or with x^- steps only), the unique snake with one y^+ and the unique snake with one z^+ belong to the two sets. In consequence the generating function of 3D PDS that does not contain two consecutive steps in the set $\{y^+, z^+\}$ is

$$S_{3D}^1(q) = \frac{2}{(1+q)(1-2q)} - \frac{1}{1-q} - 2q^2. \quad (8)$$

A snake V in \mathcal{S}_{3D}^2 is composed of three distinct parts: any 3D PDS, two consecutive steps taken in the set $\{y^+, z^+\}$, which is the last time going from bottom to top in V that such steps occur, and either a PDS_{x^+} snake or a PDS_{x^-} snake, respectively in red, green and blue in figure 8.

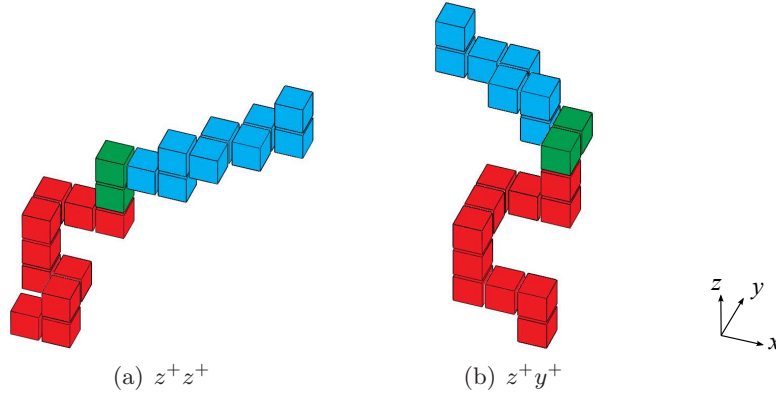


FIGURE 8. Three parts of \mathcal{S}_{3D}^2

Proposition 4. *The generating function of 3D PDS that contain at least once two consecutive steps in the set $\{y^+, z^+\}$ is*

$$S_{3D}^2(q) = \left(PDS_{3D}(q) - 1 + \frac{q^2}{1-q} \right) 4q^2 \left(\frac{2}{(1+q)(1-2q)} - 1 \right). \quad (9)$$

Proof. The three parts described earlier yield the three factors of equation (9), in similarity with the 2D case. The left factor characterizes any 3D PDS where 1 is subtracted and $\frac{q^2}{1-q}$ is added respectively to assure that the 3D PDS is not empty and because there are two ways to append a given choice of two consecutive steps to a horizontal row. The middle factor $4q^2$ represents the four possibilities of two consecutive steps taken in $\{y^+, z^+\}$. The right factor is twice the PDS_{x^+} generating function (6), since PDS_{x^+} and PDS_{x^-} are symmetric. Moreover 1 is subtracted to take into account that an empty snake can be appended in only one way to two consecutive steps in $\{y^+, z^+\}$.

The one-variable generating function of $3D$ non-inscribed PDS , denoted $PDS_{3D}(q)$, is defined by $PDS_{3D}(q) = \sum_{n \geq 0} pds_{3D}(n)q^n$ where $pds_{3D}(n)$ is the number of $3D$ PDS of length n . Because the sets \mathcal{S}_{3D}^1 and \mathcal{S}_{3D}^2 form a partition of $3D$ PDS , the sum of equations (8) and (9) gives a functional equation for $3D$ PDS

$$PDS_{3D}(q) = \left(PDS_{3D}(q) - 1 + \frac{q^2}{1-q} \right) 4q^2 \left(\frac{2}{(1+q)(1-2q)} - 1 \right) + \frac{2}{(1+q)(1-2q)} - \frac{1}{1-q} - 2q^2$$

that is directly solved to obtain

$$PDS_{3D}(q) = \frac{4q^5 + 2q^4 + 2q^2 - 3q + 1}{(1-q)(1-3q-4q^3)} = 1 + q + 3q^2 + 13q^3 + 45q^4 + 153q^5 + 517q^6 + 1737q^7 + 5829q^8 + \dots$$

Expressing the rationnal generating series $PDS_{3D}(q)$ into partial fractions, the number of $3D$ PDS of length n is given by

$$pds_{3D}(n) = \frac{1}{12} \sum_{\alpha: 1-3\alpha-4\alpha^3=0} (\alpha^{-1} + 1)\alpha^{-n} - 1 \quad n \geq 2, \\ pds_{3D}(0) = pds_{3D}(1) = 1.$$

3.3. N dimensions. There is a natural extension of our construction in two and three dimensions of partially directed snakes to the N -dimensional lattice \mathbb{Z}^N . The set of possible directions along the coordinate axes for N dimensional partially directed snakes (ND PDS) is denoted $\{x_1^+, x_1^-, x_2^+, \dots, x_N^+\}$. We partition again the set ND PDS in two disjoint subsets:

- ND PDS that do not contain two consecutive steps in the set $\{x_2^+, x_3^+, \dots, x_N^+\}$: \mathcal{S}_{ND}^1 ;
- ND PDS that contain two consecutive steps in the set $\{x_2^+, x_3^+, \dots, x_N^+\}$ at least once: \mathcal{S}_{ND}^2 .

If we denote by \mathcal{PDS}_{x^+} the set of snakes in \mathcal{S}_{ND}^1 with x_1^+ movements only, then the cardinalty of that set satisfies

$$pds_{x^+}(n) = pds_{x^+}(n-1) + (N-1)pds_{x^+}(n-2)$$

with $pds_{x^+}(0) = pds_{x^+}(1) = 1$ from which we deduce the length generating function

$$PDS_{x^+}(q) = \frac{1}{1-q-(N-1)q^2}$$

then, using arguments similar to the $2D$ and $3D$ cases, we deduce the exact formula

$$pds_{x^+}(n) = \frac{(2-2N) \left(\frac{2-2N}{1-\sqrt{4N-3}} \right)^n}{\sqrt{4N-3}(1-\sqrt{4N-3})} + \frac{(2N-2) \left(\frac{2-2N}{1+\sqrt{4N-3}} \right)^n}{\sqrt{4N-3}(1+\sqrt{4N-3})}.$$

Again using arguments similar to the $3D$ case, we obtain the following rational expressions for the generating functions of the two sets \mathcal{S}_{ND}^1 and \mathcal{S}_{ND}^2 :

$$S_{ND}^1(q) = \frac{2}{q^2(1-N)-q+1} - \frac{1}{1-q} - (N-1)q^2, \\ S_{ND}^2(q) = \left(PDS_{N-D}(q) - 1 + \frac{q^2}{1-q} \right) (N-1)^2 q^2 \left(\frac{2}{q^2(1-N)-q+1} - 1 \right).$$

Then solving the functional equation

$$PDS_{ND}(q) = S_{ND}^1(q) + S_{ND}^2(q),$$

we obtain the following rational expression for the generating function of N dimensional partially directed snakes

$$PDS_{ND}(q) = \frac{(N-1)^2 q^5 + (N-1)(N-2)q^4 - (N-1)(N-3)q^3 + (N-1)q^2 - Nq + 1}{(1-q)(1-Nq - (N-1)^2 q^3)}.$$

4. INSCRIBED PARTIALLY DIRECTED SNAKES

Let $pds(b, k, n)$ be the number of partially directed snakes of length n inscribed in a rectangle of size $b \times k$ and define the corresponding generating function $PDS(s, t, q)$ as

$$PDS(s, t, q) = \sum_{b, k, n} pds(b, k, n) s^b t^k q^n.$$

The goal of this section is to present rational expressions for the generating functions $PDS_b(t, q)$ of partially directed snakes of width b . In [2] functional equations were first established and then solved to obtain generating functions for bargraph polyominoes. The method used in the present section is different and consists in starting from a primitive snake for which we know the generating function, stacking on top of each other fundamental pieces of snakes that will produce all possible snakes of a given width b and then modify accordingly the corresponding generating function. Thus the constructions of the snakes and of the generating functions evolves simultaneously. The rules for establishing the correspondence are quite straightforward: *i*) Stacking one family of snakes on top of another corresponds to the product of the corresponding generating functions. *ii*) Picking in a bag an arbitrary number of snakes belonging to a family \mathcal{A} and then stacking these snakes on top of the current snake is represented by the multiplication of the current generating function with $\frac{1}{1-A(s)}$ where $A(s)$ is the generating function of the family \mathcal{A} .

Let b and k be respectively the horizontal and vertical lengths of the rectangle. We will need four kinds of snake polyominoes to construct our generating functions: crossings, bubbles, endings and also pillars, the last ones being used as connectors for the other kinds and are defined in section 4.1. These snakes will be grouped in different ways to form four disjoint families of snakes whose union will be the entire set $\mathcal{PDS}(b, k, n)$. In section 4.2 generating functions of these snakes are presented.

4.1. Families of inscribed partially directed snakes. A *bubble* is a snake with its tail and head in the same column adjacent to a vertical side of the rectangle and its remaining cells in the other columns that do not touch the other side of the rectangle so that a bubble is not an inscribed snake. A *crossing* of width b is an inscribed PDS whose only two cells adjacent to the left and right sides of the rectangle are the tail and head of the snake. When the tail touches the left side, the head touches the right side and vice versa. The set of crossings of length n inscribed in a $b \times k$ rectangle is denoted $\mathcal{C}(b, k, n)$. An *ending* of an inscribed snake is an oriented partially directed snake whose only cell touching a vertical side of the rectangle is the tail. The set of bubble snakes that occupies r columns ($r < b$) is denoted $\mathcal{B}_r(k, n)$ and r is called the width of the bubble. The width b of the rectangle is not involved here as a parameter. The set of endings is denoted $\mathcal{E}(b, k, n)$. We will also need sets of vertical rows of cells on a column adjacent to a side of the rectangle that we call *pillars* with length generating function noted $P(t, q)$. Figure 9 shows a sample of snakes from each family where the blue cells in figures 9(b) and 9(c) are part of a pillar necessary when they are piled over an existing snake.

Up to some minor restrictions, we can stack on top of each other snakes of each of the families just defined and shown in figure 9. In this stacking pillars are used as connectors between a snake in one of these families that is added to the current snake. Bubble and crossing snakes may appear an arbitrary number of times in a snake but endings can be used only at each extremity, i.e. on top or on the bottom of the snake. This observation allows the use of ordinary product of generating

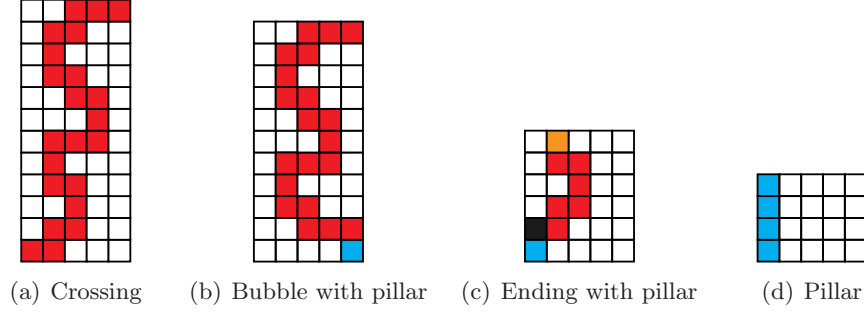


FIGURE 9. Families of inscribed snakes

functions to describe sets of \mathcal{PDS} . In fact we will show that all \mathcal{PDS} are obtained this way and belong to one of the following four families of inscribed snakes.

Family \mathcal{F}_1 is made of two crossings between which there is an arbitrary number of crossings and bubbles. Endings can be added at each end of the two mandatory crossings. Family \mathcal{F}_2 has one mandatory crossing after which there is an arbitrary number of crossings and bubbles. All this terminated by a bubble. Again ending snakes can be added to each extremity of this structure. Family \mathcal{F}_3 has one central crossing then on one side of it, at least one bubble with no crossing. On the other side, there are an arbitrary number of crossings and bubbles terminating with one bubble. Each side of this structure possibly has an ending snake.

Finally the set \mathcal{F}_4 is made of a unique crossing, no bubble, with possible ending snakes on each side multiplied by two for symmetries with respect to a vertical line from which we remove the snake H made of a single horizontal row which otherwise would be counted twice. The structure of families \mathcal{F}_1 to \mathcal{F}_4 is described with more details in the following equations. These equations are then transformed into generating functions in section 4.2.

$$\mathcal{F}_1 := 2(1 \cup P \times (1 \cup \mathcal{E})) \times \mathcal{C} \times (P \times (\mathcal{C} \cup \mathcal{B}))^* \times P \times \mathcal{C} \times (1 \cup P \times (1 \cup \mathcal{E})) \quad (10)$$

$$\mathcal{F}_2 := 4(1 \cup P \times (1 \cup \mathcal{E})) \times \mathcal{C} \times (P \times (\mathcal{C} \cup \mathcal{B}))^* \times P \times \mathcal{B} \times (1 \cup P \times (1 \cup \mathcal{E})) \quad (11)$$

$$\mathcal{F}_3 := 2(1 \cup P \times (1 \cup \mathcal{E})) \times P \times \mathcal{B} \times (P \times \mathcal{B})^* \times \mathcal{C} \times (P \times (\mathcal{C} \cup \mathcal{B}))^* \times P \times \mathcal{B} \times (1 \cup P \times (1 \cup \mathcal{E})) \quad (12)$$

$$\mathcal{F}_4 := 2(1 \cup P \times (1 \cup \mathcal{E})) \times \mathcal{C} \times (1 \cup P \times (1 \cup \mathcal{E})) - H \quad (13)$$

where we use the notation $()^*$ to mean that whatever kind of snake is inside the parenthesis, it can be appended an arbitrary number of times. The numeric constants 2 and 4 at the beginning of the expressions for the \mathcal{F}_i are the result of the consideration of symmetries of the corresponding families.

We claim that $\mathcal{F}_1 \cup \mathcal{F}_2 \cup \mathcal{F}_3 \cup \mathcal{F}_4$ is a disjoint union of sets equal to the entire set of inscribed partially directed snakes.

Proposition 5. *For all positive integers b, k and $n \geq b + k - 1$, we have*

$$\mathcal{PDS}(b, k, n) = \mathcal{F}_1(b, k, n) + \mathcal{F}_2(b, k, n) + \mathcal{F}_3(b, k, n) + \mathcal{F}_4(b, k, n).$$

Proof. The proof is based on the following observations. *i)* Each inscribed snake contains at least one crossing. *ii)* Any inscribed snake can be factored in a unique way as a juxtaposition of crossings, bubbles, endings and pillars. *iii)* Appending an ending snake at one step terminates the stacking process of the pieces of snake in one direction. The head of the ending snake becomes the head or tail of the entire snake. Any snake can be factored into a juxtaposition of a central part to which possible endings are appended on each side. If the central part begins and ends with two

different crossings then we have the set \mathcal{F}_1 . If the central part begins with a crossing and ends with a bubble then we have the set \mathcal{F}_2 . If the central part begins and ends with a bubble then we have \mathcal{F}_3 . Finally if the center has only one crossing and no bubble then we have \mathcal{F}_4 . There is no other possible type of central part.

4.2. Generating Functions. Recall that the variables s , t , q provide respectively the width and height of the rectangle and the length of the snake. Since the column in which a pillar occur is accounted for in the other kinds of snakes, the variable s is absent from the generating function $P(t, q)$ for pillars with at least one cell which becomes

$$P(t, q) = \frac{tq}{1 - tq}.$$

Inscribed bubbles. The generating function for the bubbles $\mathcal{B}_2(k, n)$ is

$$B_2(t, q) = \frac{t^3 q^5}{1 - tq}.$$

The generating function of bubbles on top of pillars (see figure 10(a)) is done by multiplication of generating functions. Thus a bubble with a pillar at its bottom, denoted BP_b , is the product

$$BP_b = B_b \times P$$

of the corresponding generating functions. For instance $BP_2(t, q) = \frac{t^4 q^6}{(1 - tq)^2}$. Bubbles in \mathcal{B}_3 are obtained by juxtaposition of possibly several snakes in \mathcal{BP}_2 on top of one bubble in \mathcal{B}_2 . Then two pillars are added on each end in the tail and head column together with two new cells on a new third column. These two new cells become the new head and tail of the bubble in \mathcal{B}_3 . This construction, shown in figure 10(b), gives

$$B_3(t, q) = \frac{B_2}{(1 - BP_2)} \times \frac{q^2}{(1 - tq)^2} = \frac{t^3 q^7}{((1 - tq)^2 - t^4 q^6)(1 - tq)}.$$

To construct B_4 we need at least one B_3 to which we append one cell on each end in a new column. We have three cases to consider: *i*) The bubble has a B_3 at the bottom and a B_2 or B_3 at the top. *ii*) The bubble has a B_2 at the bottom and a B_3 at the top. This case has less symmetry than the first case and we must take orientation into account. *iii*) The bubble has bubbles of type B_2 at each end. Each of these cases correspond to a term in the sum appearing in figure 10(c). We obtain

$$\begin{aligned} B_4(t, q) &= \left(\frac{B_3}{(1 - BP_2 - BP_3)} + \frac{B_3 BP_2}{(1 - BP_2 - BP_3)} + \frac{B_3 BP_2^2}{(1 - BP_2 - BP_3)^2} \right) \times \frac{q^2}{(1 - tq)^2} \\ &= \frac{B_3}{1 - BP_2 - BP_3} \left(1 + BP_2 + \frac{BP_2^2}{(1 - BP_2 - BP_3)} \right) \frac{q^2}{(1 - tq)^2}. \end{aligned}$$

The three cases just described are the three constituents of all bubbles \mathcal{B}_b for any integer $b \geq 3$ so that we have a rational generating function for each bubble in \mathcal{B}_b .

Proposition 6. *For all integers $b \geq 3$ we have*

$$\begin{aligned} B_b(t, q) &= \left(\frac{B_{b-1}}{(1 - \sum_{i=2}^{b-1} BP_i)} + \frac{B_{b-1} \sum_{i=2}^{b-2} BP_i}{(1 - \sum_{i=2}^{b-1} BP_i)} + \frac{B_{b-1} (\sum_{i=2}^{b-2} BP_i)^2}{(1 - \sum_{i=2}^{b-1} BP_i)^2} \right) \times \frac{q^2}{(1 - tq)^2} \\ &= \frac{q^2}{(1 - tq)^2} \frac{B_{b-1}}{(1 - \sum_{i=2}^{b-1} BP_i)^2} \left(1 - BP_{b-1} - BP_{b-1} \sum_{i=2}^{b-2} BP_i \right). \end{aligned}$$

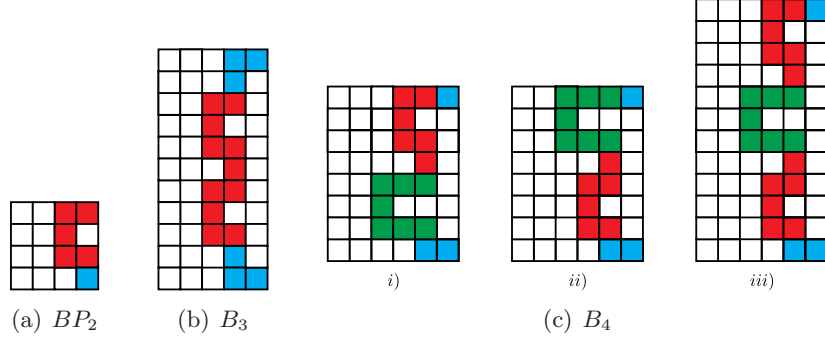


FIGURE 10. Bubbles

Non-inscribed bubbles. The task of finding a generating function $B(t, q, w)$ for non-inscribed bubbles is made possible by the existence of an elegant combinatorial factorization that appear in figure 11 reminiscent of a factorization of Dyck paths (see for instance [5]). This figure informs us that a bubble is either a minimal bubble or a stack of bubbles with pillars on top of an initial bubble terminated on each end by one possible pillar and a mandatory cell on a new column. Here the variable w cumulates the horizontal half perimeter statistic. This translates into the following

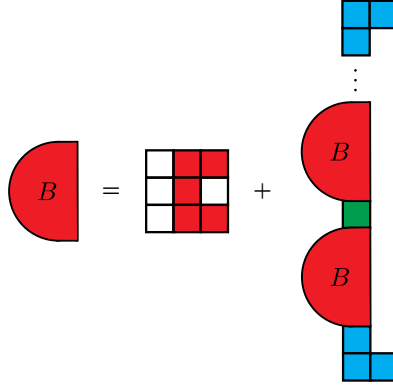


FIGURE 11. Combinatorial factorization of non-inscribed bubbles

equation where B stands for $B(t, q, w)$

$$B = \frac{w^3 t^3 q^5}{1 - tq} + \frac{wq}{1 - tq} \frac{B}{1 - BP} \frac{wq}{1 - tq}.$$

This equation is easily solved to give the following expression:

$$B = \frac{1}{2tq(1 - tq)} \left(1 - 2tq + w^3 t^4 q^6 - w^2 q^2 + t^2 q^2 - \sqrt{(1 + 2wq - 2tq + w^2 q^2 + t^2 q^2 - 2wq^2 t - w^3 t^4 q^6)(1 - 2wq - 2tq + w^2 q^2 + t^2 q^2 + 2wq^2 t - w^3 t^4 q^6)} \right). \quad (14)$$

Setting $t = 1$ and $w = 1$ reduces equation (14) to the length generating function

$$B = \frac{1}{2q} \left(1 - q - q^2 - q^3 - q^4 - q^5 - \sqrt{(1 + q)(1 + q + q^2)(1 - q + q^2)(1 - q - q^2)(1 - 2q - q^3)} \right)$$

of the sequence A023422 in the *OEIS* bank of sequences which is algebraic. Bubbles snakes belong to the class of non-simple excursions in the lattice paths classification proposed in [1]. This combinatorial factorization cannot handle the width parameter. For that reason generating function of inscribed bubbles cannot be obtained with this method.

Crossings. The generating function of crossings of width 2 and 3 are easy to establish (see figures 12(a) and 12(b)) and are given by the following expressions

$$C_2(t, q) = tq^2,$$

$$C_3(t, q) = \frac{tq^3}{1 - tq} = \frac{q}{1 - tq} C_2(t, q).$$

Crossings of width $b = 4$ are constructed from bottom to top and left to right as follow. First there is a crossing of width 3. From there we stack an arbitrary number (possibly zero) of bubbles of width two with pillar on the head and then stack a pillar and append one cell in the fourth column. This gives

$$C_4(t, q) = C_3(t, q) \left(\frac{1}{1 - BP_2} \right) \frac{q}{1 - tq}.$$

Let's factor the crossing C_5 to describe its generating function and obtain a better understanding of the general case. Moving from bottom to top, the first factor is a crossing of width 4 (green part in figure 12(d)). On top of that crossing is a stack of an arbitrary number of bubbles with pillars of width 2 or 3 (red part in figure 12(d)). Finally the end comes with a possible pillar on the fourth column and a last cell in the fifth column (blue part in figure 12(d)). This factorization gives the following expression:

$$C_5(t, q) = C_4(t, q) \left(\frac{1}{1 - BP_2 - BP_3} \right) \frac{q}{1 - tq}.$$

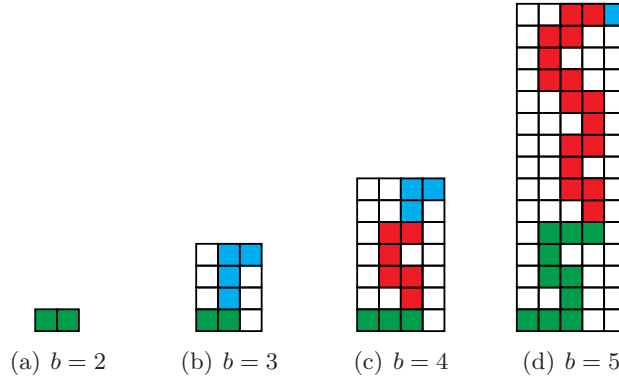


FIGURE 12. Crossings of width b

For crossings of arbitrary width b , there is a similar factorization in three parts: *i*) A crossing of width $b - 1$ (green cells in figure 12). *ii*) A stack of bubbles of width 2 to $b - 2$ (red cells in figure 12). *iii*) A pillar in column $b - 1$ and one cell in column b (blue cells in figure 12). We have proved the following result.

Proposition 7. *For all $b \geq 3$ we have*

$$C_b(t, q) = C_{b-1}(t, q) \times \frac{1}{1 - \sum_{i=2}^{b-2} BP_i} \times \frac{q}{1 - tq} = \left(\frac{q}{1 - tq} \right)^{b-2} \frac{tq^2}{\prod_{j=2}^{b-2} \left(1 - \sum_{i=2}^j BP_i \right)}.$$

Endings. The most elementary non bubble or crossing end of a *PDS* is a pillar. To fix ideas, let's number the columns of the rectangle from left to right. As a warm up, we construct the generating function $E_2^b(t, q)$ of ending snakes in a rectangle of width b with the last cell on the second column (see figure 9(c)) by stacking its parts upwards.

We start with a crossing of width two (green cells in figure 13(a)). The second part is a possible pillar (blue cell in figure 13(a)). The third part is a possible stack of bubbles (red cells in figure 13(a)) of variable width of value at most $b - 2$. But the first cell of the first bubble can be the last cell of the initial crossing which means that we divide the generating function of the first bubble by tq . Finally the fourth part is a possible final pillar on top of the last bubble (last blue cell in figure 13(a)). With this factorization we obtain

$$E_2^b(t, q) = tq^2 \times \frac{1}{1 - tq} \times \left(1 + \frac{\sum_{i=2}^{b-2} B_i}{tq(1 - \sum_{i=2}^{b-2} BP_i)} \times \frac{1}{1 - tq} \right).$$

Now lets turn to the general case $E_c^b(t, q)$ where the ending finishes on column c with $1 < c < b$. We are going to factor the snake from left to right and bottom to top. As in E_2 , we start with a horizontal row of two cells (green cells in figure 13(b)). The next factor is the move from column two to column three made of a possible pillar (first blue pillar in figure 13(b)) followed by one of the two possible patterns: *i*) A unique cell in the third column *ii*) At least one bubble on the second column followed by a pillar of height at least two and a cell in the third column. The first bubble may start with the last cell of the previous factor. This gives

$$\text{First factor: } \frac{tq^2}{1 - tq} \left(q + \frac{\sum_{i=2}^{b-2} B_i}{(1 - \sum_{i=2}^{b-2} BP_i)} \frac{t^2 q^3}{tq(1 - tq)} \right). \quad (15)$$

The second factor starts at the end of the first factor and ends with the first cell on the fourth column immediately after the last visit on the third column. It describes the part of the snake from column three to column four, as shown in figure 13(c), where the black cells belong to the previous factor. This gives

$$\text{Second factor: } \frac{1}{1 - tq} \left(q + \frac{\sum_{i=2}^{b-3} B_i}{(1 - \sum_{i=2}^{b-3} BP_i)} \frac{t^2 q^3}{tq(1 - tq)} \right). \quad (16)$$

Each factor is constructed similarly, describing the move from one column to the next. There is a total of $c - 1$ factors, the last factor being slightly different due to the fact that the snake does not move to the next column but terminates on column c , as in figure 13(d) where the black cells belong to the previous factor.

$$\text{Last factor: } \left(1 + \frac{\sum_{i=2}^{b-c} B_i}{(1 - \sum_{i=2}^{b-c} BP_i)tq(1 - tq)} \right) \frac{1}{1 - tq}. \quad (17)$$

From equations (15), (16) and (17), we deduce the following expression.

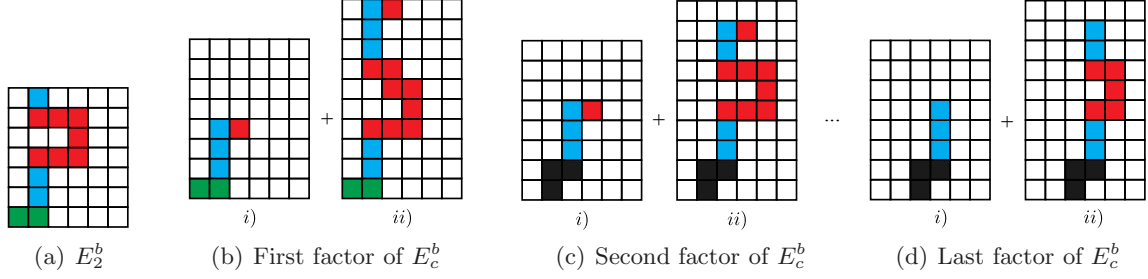


FIGURE 13. Endings

Proposition 8. For all numbers b and c such that $1 < c < b$, the generating function for the ending snakes finishing on column c in a rectangle of width b is the following

$$E_c^b(t, q) = \frac{tq^c}{(1-tq)^{c-1}} \times \frac{1}{\prod_{j=0}^{c-3} \left(1 - \sum_{i=2}^{b-2-j} BP_i(t, q)\right)} \times \left(1 + \frac{\sum_{i=2}^{b-c} BP_i(t, q)}{t^2 q^2 \left(1 - \sum_{i=2}^{b-c} BP_i(t, q)\right)}\right).$$

Finally the generating function $E^b(t, q)$ of the endings in a rectangle of width b is the sum of the generating functions $E_c(t, q)$ for all columns c from $c = 2$ to $c = b - 1$. The case $c = 1$ being a pillar, we have $E_1(t, q) = \frac{1}{1-tq}$ which will be incorporated later in the families \mathcal{F}_i .

Proposition 9. The generating function $E^b(t, q)$ for the ending snakes in a $b \times k$ rectangle is the following:

$$\begin{aligned} E^b(t, q) &= \sum_{c=2}^{b-1} E_c^b(t, q) \\ &= \sum_{c=2}^{b-1} \frac{tq^c}{(1-tq)^{c-1}} \times \frac{1}{\prod_{j=0}^{c-3} \left(1 - \sum_{i=2}^{b-2-j} BP_i(t, q)\right)} \times \left(1 + \frac{\sum_{i=2}^{b-c} BP_i(t, q)}{t^2 q^2 \left(1 - \sum_{i=2}^{b-c} BP_i(t, q)\right)}\right). \end{aligned}$$

Generating functions for inscribed PDS. We are now in a position to present three-variable generating functions $F_i(s, t, q)$ for the families of inscribed PDS with the structure given by equations (10) to (13). We obtain

$$\begin{aligned} F_1(s, t, q) &= 2 \sum_{b \geq 2} s^b \left[[1 + P(t, q)(1 + E^b(t, q))]^2 \times \frac{P(t, q)C_b(t, q)^2}{[1 - P(t, q)(C_b(t, q) + \sum_{i=2}^{b-1} B_i(t, q))]} \right] \\ F_2(s, t, q) &= 4 \sum_{b \geq 2} s^b \left[[1 + P(t, q)(1 + E^b(t, q))]^2 \times \frac{P(t, q)C_b(t, q) \sum_{i=2}^{b-1} B_i(t, q)}{[1 - P(t, q)(C_b(t, q) + \sum_{i=2}^{b-1} B_i(t, q))]} \right] \\ F_3(s, t, q) &= 2 \sum_{b \geq 2} s^b \left[[1 + P(t, q)(1 + E^b(t, q))]^2 \times \frac{P(t, q) \sum_{i=2}^{b-1} B_i(t, q)}{[1 - P(t, q) \sum_{i=2}^{b-1} B_i(t, q)]} \times \right. \\ &\quad \left. \frac{P(t, q)C_b(t, q) \sum_{i=2}^{b-1} B_i(t, q)}{[1 - P(t, q)(C_b(t, q) + \sum_{i=2}^{b-1} B_i(t, q))]} \right] \\ F_4(s, t, q) &= 2 \sum_{b \geq 2} s^b \left[[1 + P(t, q)(1 + E^b(t, q))]^2 \times C_b(t, q) - tq^b \right] \end{aligned}$$

These four last expressions are not rational but, together with proposition 5, they allow the production of a two-variable rational expression for each value of the width b .

5. BIJECTIONS

Bargraphs are a class of polyominoes that has received the interest of combinatorists who provided their generating functions according to different parameters (see [3]). Bargraphs are defined as column-convex polyominoes with their lower edge lying on the horizontal axis. They are uniquely characterized by the height of their columns. Looking at bargraphs and bubble snakes simultaneously, we are compelled to guess that bubbles are contours of bargraphs. Indeed there exists a bijection between these two sets of objects that we later describe.

In this section we present three elementary bijections. The first one relates bargraphs and bubbles, the second one connects self-avoiding walks and polyominoes of width two. The last bijection associates North-East snakes to snakes of width two.

In order to uniformize the presentation, we apply a counterclockwise rotation on bargraphs so that the horizontal axis becomes vertical. So from now on, we adapt our notation to the rotated bargraphs. A bargraph has width h when its longest row has length h . Given a bargraph the corresponding bubble will be the set of cells touching the bargraph with a side or a corner with the exception that the bubble has no cell on the right side of the bargraph. We can thus see a bubble as an envelop of the bargraph. But before enveloping a bargraph, we need to stretch its wells.

A *well* of height k is a part of a bargraph formed by two rows of length h_0 and h_2 such that all the k rows between them are of the same length h_1 with $h_0 > h_1 < h_2$. For example the bargraph in figure 14(a) has a well of height $k = 2$. The bargraphs that cannot be directly enveloped in a bargraph are the ones having wells of height $k < 3$. So we increase by two the height of all wells in a bargraph to guarantee that all wells have height at least 3 and then we envelop the bargraph with a unique bubble.

Proposition 10. There is a bijection $f : \text{bargraph}(h-1) \rightarrow \text{bubble}(h)$ from the set of bargraph of width $h-1$ to the set of bubbles of width h .

Proof. Let us consider a bubble. The bargraph sent to this bubble is the interior of the latter from which we remove two rows in each well. So f is surjective. Given a bargraph the corresponding bubble is the envelop of the bargraph after the addition of two rows in each well (see figures 14(b) and 14(c)). The two-step construction of f guarantees that distinct bargraphs are sent by f to distinct bubbles so that f is injective and thus bijective.

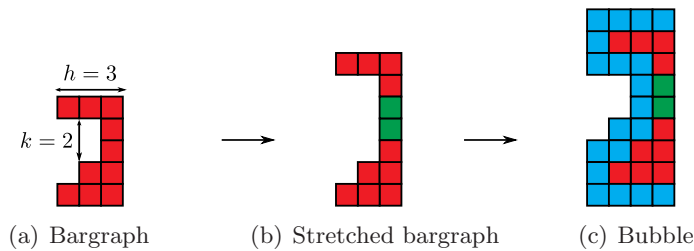


FIGURE 14. Bijection $f : \text{bargraph}(h-1) \rightarrow \text{bubble}(h)$

There exists two other elementary bijections that relate both partially directed self-avoiding walks (SAW) and North-East snakes to sets of polyominoes inscribed in a $2 \times k$ rectangle. We now describe these two bijections. The first bijection goes from the set of partially directed self-avoiding walks with n edges to the set of polyominoes inscribed in a $2 \times n$ rectangle, as illustrated in figure 15.

Partially directed self-avoiding walks contain steps in directions East, West and North only and a necessary north step between east and west steps (see [2]) and the relation sending North step to horizontal domino, East step to right monomino and West step to left monomino, as illustrated in figure 15, is clearly a bijection.

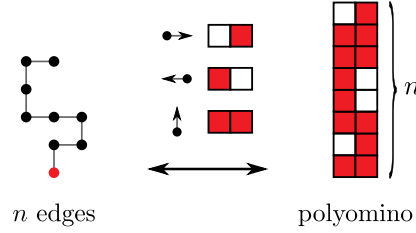


FIGURE 15. From partially directed SAW to polyominoes inscribed in a rectangle of width two

The next bijection goes from North-East snakes with $n + 1$ cells to oriented snakes inscribed in a $2 \times n$ rectangle with tail in the south-west corner. The bijection sends north steps to horizontal dominoes and each east step to the unique left or right monomino necessary to produce a snake, as shown in figure 16.

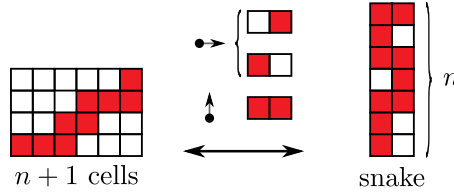


FIGURE 16. From North-East snakes to snakes in a $2 \times n$ rectangle with tail in a given corner

6. INSCRIBED SNAKES OF MAXIMAL LENGTH

In the course of our investigations of snake polyominoes, we have been interested in inscribed snakes of maximal length. It is straightforward to obtain the value of the maximal length of *PDS* inscribed in a rectangle of size $b \times k$ which is $\left\lfloor \frac{(b+1)(k+1)}{2} \right\rfloor - 1$. Surprisingly we believe that this length is also the maximal length for any inscribed No Kiss snake.

Conjecture 1. *The maximal length of No Kiss snakes inscribed in a $b \times k$ rectangle is*

$$\left\lfloor \frac{(b+1)(k+1)}{2} \right\rfloor - 1. \quad (18)$$

In other words when we relax the condition of being *PDS*, there is no gain when the goal is to fill a rectangle with the longest snake as long as the snake remains No Kiss. For arbitrary snakes this conjecture is not true, figure 17 shows snakes with length exceeding expression (18). We could not conjecture an exact expression for the maximal length of inscribed arbitrary snakes in terms of b and k . Using computer programs to generate snakes in rectangles of semiperimeter up to 28, we know of one infinite family of rectangles such that their inscribed snakes of maximal length are unique up to symmetry (rotations and reflexions). These rectangles are of the form $7 \times (6t + 2)$ for $t \geq 2$. Besides this infinite family of rectangles, we found three sporadic cases of rectangles containing snakes of maximal length unique up to symmetry. These rectangles have size 3×6 ,

5×10 and 8×15 and are shown in figure 17. No other rectangle with this property is known to us.

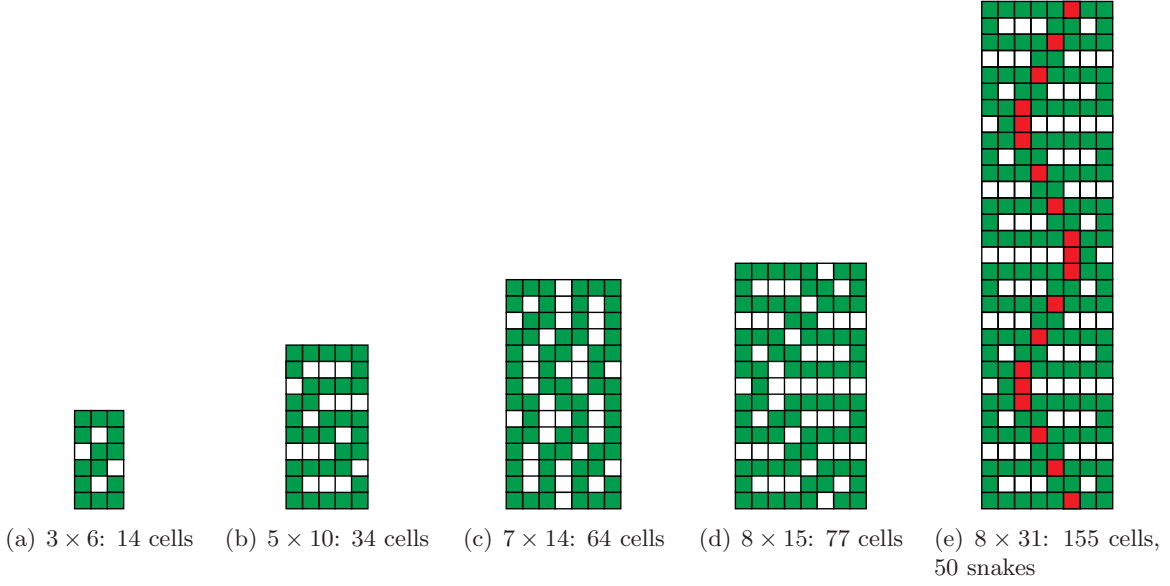


FIGURE 17. Unique and non unique inscribed snakes of maximal length

We are thus asking the following questions: give a description of all rectangles with inscribed snakes of maximal length unique up to symmetry and give the shape and length of these snakes. Moreover, is there a pattern that relates these unique maximal snakes. We warn the reader that the investigation of these optimal shapes may become addictive.

Snake kissing number. Let's say that we have a kiss when two cells of a snake, distant of at least two cells, touch with their corners. We call *kissing number* of a snake σ the number of kisses that occur in the snake and denote it $kiss(\sigma)$. We have observed that the length of a maximal unique snake σ inscribed in a $b \times k$ rectangle is equal to the maximal length of an inscribed No Kiss snake plus $kiss(\sigma)/2$, the kissing number of the maximal unique snake σ over two. So we have the following conjecture:

Conjecture 2. *For all snakes σ inscribed in a $b \times k$ rectangle of maximal length and unique up to symmetry, we have*

$$\text{Maximal length of } \sigma = \left\lfloor \frac{(b+1)(k+1)}{2} \right\rfloor - 1 + kiss(\sigma)/2.$$

Conjecture 2 may be verified on all the maximal unique snakes of figure 17. Two maximal snakes inscribed in a given $b \times k$ rectangle, but non unique up to symmetry, do not necessarily have the same kissing number so the extension of the previous conjecture to non unique maximal snakes is not straightforward.

Maximal snakes in rectangles $8 \times k$ with k of the form $k = 8r + 7$, where $r \geq 1$ seem specials in the sense that some of them can be easily described by some of the cells in their complement which form a discrete periodic curve shown in figure 17(e). We thus conjecture that snakes inscribed in all $8 \times (8r + 7)$ for $r \geq 1$ of maximal length can be constructed using either this periodic curve and the other cells in the complement of the snake or alternatively by stacking on top of each other rectangles of height 7 containing maximal snakes plus one row containing a unique cell. These maximal snakes have length $38 + \frac{39(k-7)}{8}$.

Acknowledgement. Alain Goupil's work was supported by FODAR. Marie-Eve Pellerin is grateful to NSERC for a graduate scholarship. The three authors thank Hugo Lessard for the conception and implementation of computer programs that generate inscribed snakes. These programs were helpful for insights and verifications.

REFERENCES

- [1] C. Banderier and P. Flajolet, *Basic analytic combinatorics of Directed Lattice paths*, Theoret. Comp. Sci., 281(1-2), 37-80, 2002. Selected paper in honour of Maurice Nivat.
- [2] M. Bousquet-Mélou, *Families of self-avoiding walks*, J. of Comb. Theory, Series A, 117, 313-344, 2010.
- [3] M. Bousquet-Mélou and A. Rechnitzer, *The site perimeter of bargraphs*, Adv. in Applied Math., vol. 31, no 1, 86-112, 2003.
- [4] A. T. Benjamin and J. J. Quinn, *Proofs that Really Count: The Art of Combinatorial Proof*, Dolciani Mathematical Expositions, Mathematical Association of America, 2003.
- [5] I. M. Gessel, *An introduction to lattice path enumeration*, tutorial monograph, 2007.
- [6] A. Goupil and H. Cloutier, *Enumeration of 3D polyominoes inscribed in a rectangular prism*, DMTCS proc. FPSAC 2011, 2012.
- [7] A. Goupil, H. Cloutier and F. Nouboud, *Enumeration of polyominoes inscribed in a rectangle*, Discrete Appl. math., vol 158(18), 2014-2023, 2010.
- [8] A. Goupil, H. Cloutier and M.E. Pellerin, *Generating functions for inscribed polyominoes*, Discrete Appl. math., vol 161(1-2), 151-166, 2013.
- [9] R. P. Stanley, *Enumerative Combinatorics, vol. 1*, Cambridge Stud. Adv. Math., vol 49, Cambridge University Press, Cambridge, 1997.
- [10] H. S. Wilf, *generatingfunctionology*, internet edition, Academic Press Inc, 1994.