

An Overview of the Pathway Idea in Statistical and Physical Sciences

Nicy Sebastian

Indian Statistical Institute, Chennai Centre, Taramani, Chennai - 600113
nicy@isichennai.res.in

Dhannya P. Joseph

Kuriakose Elias College, Mannanam P.O, Kottayam, Kerala - 686 561
dhannyapj@gmail.com

Seema S. Nair

Centre for Mathematical Sciences, Arunapuram P.O., Palai, Kerala - 686 574
seema.cms@gmail.com

Summary

Pathway idea is a switching mechanism by which one can go from one functional form to another, and to yet another. It is shown that through a parameter α , called the pathway parameter, one can connect generalized type-1 beta family of densities, generalized type-2 beta family of densities, and generalized gamma family of densities, in the scalar as well as the matrix cases, also in the real and complex domains. It is shown that when the model is applied to physical situations then the current hot topics of Tsallis statistics and superstatistics in statistical mechanics become special cases of the pathway model, and the model is capable of capturing many stable situations as well as the unstable or chaotic neighborhoods of the stable situations and transitional stages. The pathway model is shown to be connected to generalized information measures or entropies, power law, likelihood ratio criterion or λ -criterion in multivariate statistical analysis, generalized Dirichlet densities, fractional calculus, Mittag-Leffler stochastic process, Krätzel integral in applied analysis, and many other topics in different disciplines. The pathway

model enables one to extend the current results on quadratic and bilinear forms, when the samples come from Gaussian populations, to wider classes of populations.

Keywords: Pathway model; beta family; generalized gamma; λ -criterion; Dirichlet densities; H -function; quadratic forms.

1 Introduction

The pathway idea was originally prepared by Mathai in the 1970's in connection with population models, and later rephrased and extended Mathai (2005) to cover scalar as well as matrix cases as made suitable for modelling data from statistical and physical situations. For practical purposes of analyzing data of physical experiments and in building up models in statistics, we frequently select a member from a parametric family of distributions. But it is often found that the model requires a distribution with a thicker or thinner tail than the ones available from the parametric family, or a situation of right tail cut-off. The experimental data reveal that the underlying distribution is in between two parametric families of distributions. In order to create a pathway from one functional form to another, a pathway parameter is introduced and a pathway model is created in Mathai (2005). The main idea behind the derivation of this model is the switching properties of going from one family of functions to another and yet another family of functions. The model enables one to proceed from a generalized type-1 beta model to a generalized type-2 beta model to a generalized gamma model when the variable is restricted to be positive. Thus the pathway parameter α takes one to three different functional forms. This is the distributional pathway. More families are available when the variable is allowed to vary over the real line. Mathai (2005) deals mainly with rectangular matrix-variate distributions and the scalar case is a particular case there. For the real scalar case the pathway model is the following:

$$f_1(x) = c_1 x^{\gamma-1} [1 - a(1 - \alpha)x^\delta]^{\frac{\gamma}{1-\alpha}}, \quad (1)$$

$a > 0$, $\delta > 0$, $1 - a(1 - \alpha)x^\delta > 0$, $\gamma > 0$, $\eta > 0$ where $c_1 = \frac{\delta(a(1-\alpha))^{\frac{\gamma}{\delta}} \Gamma(\frac{\eta}{1-\alpha} + 1 + \frac{\gamma}{\delta})}{\Gamma(\frac{\gamma}{\delta}) \Gamma(\frac{\eta}{1-\alpha} + 1)}$, is the normalizing constant if a statistical density is needed and α is the pathway parameter. The model in (1) exactly c_1 can be used for modeling physical situations. For $\alpha < 1$ the model remains as a generalized type-1 beta model in the real case. Other cases available are the regular type-1 beta density, Pareto density, power function, triangular and related models. Observe that (1) is a model with the right tail cut off. When $\alpha > 1$ we may write $1 - \alpha = -(\alpha - 1)$, $\alpha > 1$ so that $f(x)$ assumes the form,

$$f_2(x) = c_2 x^{\gamma-1} [1 + a(\alpha - 1)x^\delta]^{-\frac{\eta}{\alpha-1}}, \quad x > 0, \quad (2)$$

which is a generalized type-2 beta model for real x and $c_2 = \frac{\delta(a(\alpha-1))^{\frac{\gamma}{\delta}} \Gamma(\frac{\eta}{\alpha-1})}{\Gamma(\frac{\gamma}{\delta}) \Gamma(\frac{\eta}{\alpha-1} - \frac{\gamma}{\delta})}$, is the normalizing constant, if a statistical density is required. Beck and Cohen's superstatistics belong to this case (2) (Beck & Cohen, 2003; Beck, 2006). Again, dozens of published papers are available on the topic superstatistics in astrophysics. For $\gamma = 1$, $a = 1$, $\delta = 1$ we have Tsallis statistics for $\alpha > 1$ from (2). Other standard distributions coming from this model are the regular type-2 beta, the F-distribution, Lévi models and related models. When $\alpha \rightarrow 1$, the forms in (1) and (2) reduce to

$$f(x) = cx^{\gamma-1} e^{-bx^\delta}, \quad x > 0, \quad b = a\eta, \quad (3)$$

where $c = \frac{\delta b^{\frac{\gamma}{\delta}}}{\Gamma(\frac{\gamma}{\delta})}$, is the normalizing constant. This includes generalized gamma, gamma, exponential, chisquare, Weibull, Maxwell-Boltzmann, Rayleigh, and related models (Mathai, 1993a; Honerkamp, 1994). If x is replaced by $|x|$ in (1) then more families of distributions are covered in (1). The behavior of the pathway model for various values of the pathway parameter α can be seen from the following figures.

From the Figure 1(a) we can see that, as α moves away from 1 the function $f_2(x)$ moves away from the origin and it becomes thicker tailed and less peaked. From the path created by α we note that we obtain densities with thicker or thinner tail compared to generalized gamma density. From Figure 1(b) we can see that when α moves from $-\infty$ to 1, the curve becomes thicker tailed and less peaked, see Joseph (2009), Haubold et al.

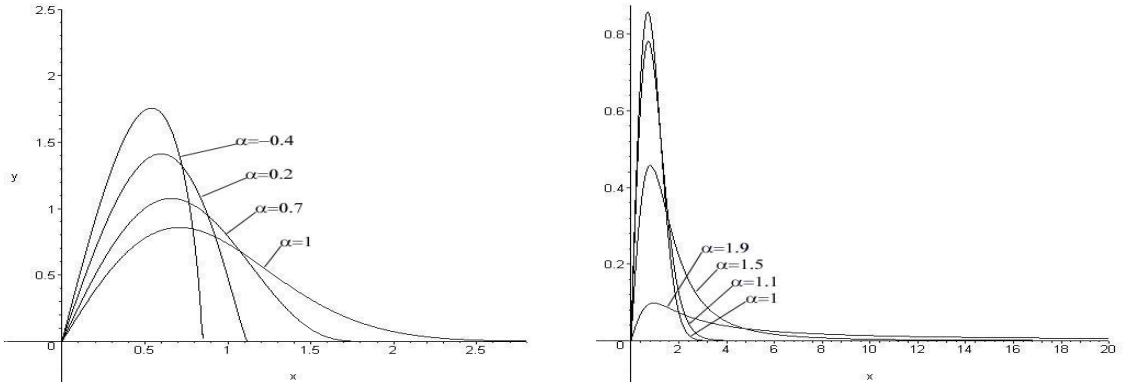


Figure 1: (a)The graph of $f_1(x)$, for $\gamma = \eta = a = 1$, $\delta = 2$ and for various values of α .
 (b)The graph of $f_2(x)$, for $\gamma = \eta = a = 1$, $\delta = 2$ and for various values of α .

(2010). Note that α is the most important parameter here for enabling one to more than one family of functions to another family. The other parameters are the usual parameters within each family of functions. The following is a list of some particular cases and the transformations are listed to go from the extended versions to the regular cases.

$\alpha = 1, \gamma = 1, a = 1, \delta = 1$	Gaussian or normal density for $-\infty < x < \infty$
$\alpha = 1, \gamma - 1 = \frac{3}{4}, a = 1, \delta = 1$	Maxwell-Boltzmann density
$\alpha = 1, \gamma - 1 = \frac{1}{2}, a = 1, \delta = 1$	Rayleigh density
$\alpha = 1, \gamma = \frac{n}{2}, a = 1, \delta = 1$	Hermert density
$\alpha = 0, \gamma = 1, \eta = 1, \delta = 1$	U-shaped density
$\alpha = 2, \gamma = 1, \eta = \frac{\nu+1}{2}, a = \frac{1}{\nu}, \delta = 1$	Student-t for ν degrees of freedom, $-\infty < x < \infty$
$\alpha = 2, \eta = 1, a = 1, \delta = 1$	Cauchy density for $-\infty < x < \infty$
$\alpha < 1, a(1 - \alpha) = 1, \delta = 1$	Standard type-1 beta density

$\alpha > 1, a(1 - \alpha) = 1, \delta = 1$	Standard type-2 beta density
$\gamma - 1 = \frac{1}{2}, \eta = 1, a = 1, \delta = 1$	Tsallis statistics in Astrophysics, Power law, q -binomial density
$\alpha = 0, \gamma - 1 = \frac{1}{2}, \eta = 1, \delta = 1$	Triangular density
$\alpha = 2, \gamma - \frac{1}{2} = \frac{m}{2}, a = \frac{m}{n}, \eta = \frac{m+1}{2}, \delta = 1$	F-density
$\alpha = 1, \gamma - 1 = \frac{1}{2}, a = 1, \eta = \frac{mg}{KT}, \delta = 1$	Helley's density in physics
$\alpha = 1, a = 1, \delta = 1$	Gamma density
$\alpha = 1, a = 1, \gamma - \frac{1}{2} = \frac{\nu}{2}, \eta = \frac{1}{2}, \delta = 1$	Chisquare density for ν degrees of freedom
$\alpha = 1, a = 1, \gamma - 1 = \frac{1}{2}, \delta = 1$	Exponential density (Laplace density with $x = z , -\infty < z < \infty$)
$\alpha = 1, a = 1$	Generalized gamma density
$\alpha = 1, a = 1, \gamma - 1 = \frac{1}{2}$	Weibull density
$\alpha = 2, a = 1, \gamma - 1 = \frac{1}{2}, \eta = 2, \delta = 1, x = e^y$	Logistic density for $-\infty < y < \infty$
$\alpha = 2, a = 1, \gamma = 1, \eta = 1, \delta = 1, x = e^{\epsilon + \mu y}, \epsilon \neq 0, \mu > 0,$	Fermi-Dirac density, $0 \leq y < \infty$

1.1 Pathway model from Mathai's entropy measure

In physical situations when an appropriate density is selected, one procedure is the maximization of entropy. Mathai & Rathie (1975) consider various generalizations of Shannon entropy measure and describe various properties including additivity, characterization theorem etc. Mathai & Haubold (2007a) introduced a new generalized entropy measure which is a generalization of the Shannon entropy measure. For a multinomial population $P = (p_1, \dots, p_k)$, $p_i \geq 0$, $i = 1, \dots, k$, $p_1 + p_2 + \dots + p_k = 1$, the Mathai's

entropy measure is given by the relation

$$M_{k,\alpha}(P) = \frac{\sum_{i=1}^k p_i^{2-\alpha} - 1}{\alpha - 1}, \quad \alpha \neq 1, \quad -\infty < \alpha < 2. \quad (\text{discrete case})$$

$$M_\alpha(f) = \frac{1}{\alpha - 1} \left[\int_{-\infty}^{\infty} [f(x)]^{2-\alpha} dx - 1 \right], \quad \alpha \neq 1, \quad \alpha < 2 \quad (\text{continuous case})$$

By optimizing Mathai's entropy measure, one can arrive at pathway model of Mathai (2005), which consists of many of the standard distributions in statistical literature as special cases. For fixed α , consider the optimization of $M_\alpha(f)$, which implies optimization of $\int_x [f(x)]^{2-\alpha} dx$, subject to the following conditions:

- (i) $f(x) \geq 0$, for all x
- (ii) $\int_x f(x) dx < \infty$
- (iii) $\int_x x^{\rho(1-\alpha)} f(x) dx = \text{fixed}$ for all f
- (iv) $\int_x x^{\rho(1-\alpha)+\delta} f(x) dx = \text{fixed}$ for all f , where ρ and δ are fixed parameters

By using calculus of variation, one can obtain the Euler equation as

$$\begin{aligned} \frac{\partial}{\partial f} [f^{2-\alpha} - \lambda_1 x^{\rho(1-\alpha)} f + \lambda_2 x^{\rho(1-\alpha)+\delta} f] &= 0 \\ \Rightarrow (2 - \alpha) f^{1-\alpha} &= \lambda_1 x^{\rho(1-\alpha)} \left[1 - \frac{\lambda_2}{\lambda_1} x^\delta \right], \quad \alpha \neq 1, 2 \\ \Rightarrow f_1 &= c_1 x^\rho [1 - a(1 - \alpha) x^\delta]^{\frac{1}{1-\alpha}} \end{aligned} \quad (4)$$

for $\frac{\lambda_2}{\lambda_1} = a(1 - \alpha)$ for some $a > 0$. For more details the reader may refer to the papers of Mathai & Haubold (2008, 2007b).

When $\alpha \rightarrow 1$, the Mathai's entropy measure $M_\alpha(f)$ goes to the Shannon entropy measure and this is a variant of Havrda-Charvát entropy, and the variant form therein is

Tsallis entropy. Then when α increases from 1, $M_\alpha(f)$ moves away from Shannon entropy. Thus α creates a pathway moving from one function to another, through the generalized entropy also. This is the entropic pathway. One can derive Tsallis statistics and superstatistics (Beck (2006) & Beck and Cohen (2003)) by using Mathai's entropy.

The pathway parameter α offers the differential pathway also. Let us consider

$$\begin{aligned} g(x) &= \frac{f_1(x)}{c_1} = x^\beta [1 - a(1 - \alpha)x^\delta]^{\frac{1}{1-\alpha}}, \quad x > 0, \beta = \gamma - 1, \eta = 1 \\ \frac{d}{dx}g(x) &= \frac{\beta}{x}g(x) - a\delta x^{\delta-1+(1-\alpha)\gamma}[g(x)]^\alpha \\ &= -a[g(x)]^\alpha \quad \text{for } \beta = 0, \delta = 1 \end{aligned} \quad (5)$$

This is the power law. When $\eta = 1$ then the differential equation satisfied by $g_3 = \frac{f}{c}$ of (3) is given by

$$\begin{aligned} \frac{d}{dx}g_3(x) &= \frac{\beta}{x} - a\delta x^{\delta-1}g_3(x) \\ &= -a[g_3(x)] \quad \text{for } \beta = \gamma - 1 = 0, \delta = 1 \end{aligned} \quad (6)$$

Thus when α moves to 1 the differential pathway is from the power law in (5) to the maxwell-Boltzmann in (6).

1.2 Laplacian density and stochastic processes

The real scalar case of the pathway model in (1), when x is replaced by $|x|$ and $\alpha \rightarrow 1$, takes the form

$$f_3(x) = c_3|x|^{\gamma-1}e^{-a|x|^\delta}, \quad -\infty < x < \infty, a > 0. \quad (7)$$

The density in (7) for $\gamma = 1, \delta = 1$ is the simple Laplace density. For $\gamma = 1$ we have the symmetric Laplace density. A general Laplace density is associated with the concept of Laplacianness of quadratic and bilinear forms. For the concept of Laplacianness of bilinear forms, corresponding to the chisquaredness of quadratic forms, and for other details see Mathai (1993a) and Mathai et al. (1995). Laplace density is also connected to input-output type models. Such models can describe many of the phenomena in nature. When

two particles react with each other and energy is produced, part of it may be consumed or converted or lost and what is usually measured is the residual effect. The water storage in a dam is the residual effect of the water flowing into the dam minus the amount taken out of the dam. Grain storage in a sylo is the input minus the grain taken out. It is shown in Mathai (1993b) that when we have gamma type input and gamma type output the residual part $z = x - y$, $x =$ input variable, $y =$ output variable, then the special cases of the density of z is a Laplace density. In this case one can also obtain the asymmetric Laplace and generalized Laplace densities, which are currently used very frequently in stochastic processes, as special cases of the input-output model. Some aspects of the matrix version of the input-output model is also described in Mathai (1993b).

1.3 Mittag-Leffler density and processes

Recently there is renewed interest in Mittag-Leffler function as a model in many applied areas due to many reasons, one being that it gives a thicker tail compared to the exponential model. Fractional differential equations often lead to Mittag-Leffler functions and their generalizations as solutions, especially when dealing with fractional equations in reaction-diffusion problems. A large number of such situations are illustrated in Mathai & Haubold (2008), and Mathai et al. (2010), Mathai (2010). The Mittag-Leffler density, associated with a 3-parameter Mittag-Leffler function is the following:

$$f(x) = \frac{x^{\alpha\beta-1}}{\delta^\beta} \sum_{k=0}^{\infty} \frac{(\beta)_k}{k!} \frac{(-x^\alpha)^k}{\delta^k \Gamma(\alpha k + \alpha\beta)}, 0 \leq x < \infty, \delta > 0, \beta > 0. \quad (8)$$

It has the Laplace transform

$$L_f(t) = [1 + \delta t^\alpha]^{-\beta}, 1 + \delta t^\alpha > 0 \quad (9)$$

If δ is replaced by $\delta(q-1)$ and β by $\frac{\beta}{(q-1)}$, $q > 1$ and if we consider q approaching to 1 then we have

$$\lim_{q \rightarrow 1} L_f(t) = \lim_{q \rightarrow 1} [1 + \delta(q-1)t^\alpha]^{-\frac{\beta}{q-1}} = e^{-\delta\beta t^\alpha}. \quad (10)$$

But this is the Laplace transform of a constant multiple of a positive Lévy variable with parameter α , $0 < \alpha \leq 1$, with the multiplicative constant being $(\delta\beta)^{\frac{1}{\alpha}}$, and thus the limiting form of a Mittag-Leffler distribution is a Lévy distribution. A connection of pathway model to Mittag-Leffler function is given in Mathai & Haubold (2010). There is vast literature on Mittag-Leffler stochastic processes, see for example Shanoja (2010, (Thesis)) and Pillai (1990).

1.4 Laplace transform of the pathway model

Let $L_{f_2}(t)$ be the Laplace transform of the pathway model $f_2(x)$ of (2). That is

$$L_{f_2}(t) = c_2 \int_0^\infty e^{-tx} x^{\gamma-1} [1 + a(\alpha - 1)x^\delta]^{-\frac{\eta}{\alpha-1}} dx, \quad a > 0, \quad b > 0, \quad \delta > 0, \\ \eta > 0, \quad \alpha > 1. \quad (11)$$

Here the integrand can be taken as a product of positive integrable functions and then we can apply Mellin transform and inverse Mellin transform technique to evaluate the above integral. The integral in (11) can be looked upon as the Mellin convolution of exponential density and superstatistics. Let us transform x_1 and x_2 to $u = \frac{x_1}{x_2}$ and $v = x_2$, then we can see that the marginal density of u obtained is actually the Laplace transform that we want to evaluate. Since the density is unique, in whatever way we evaluate the density we should get the same function or the functions will be identical. We can evaluate the density of u by the method of inverse Mellin transform, see Joseph (2009). Comparing the density obtained in these two different methods, we will get the Laplace transform of the pathway model given in equation (2) as an H -function

$$L_{f_2}(t) = \frac{1}{\Gamma(\frac{\gamma}{\delta})\Gamma(\frac{\eta}{\alpha-1} - \frac{\gamma}{\delta})} H_{1,2}^{2,1} \left[\frac{t}{a^{\frac{1}{\delta}}(\alpha-1)^{\frac{1}{\delta}}} \left| \begin{matrix} (1-\frac{\gamma}{\delta}, \frac{1}{\delta}) \\ (0,1), (\frac{\eta}{\alpha-1} - \frac{\gamma}{\delta} - \frac{1}{\delta}, \frac{1}{\delta}) \end{matrix} \right. \right], \quad (12)$$

for $\Re(\gamma) > 0$, $\Re(\frac{\eta}{\alpha-1} - \frac{\gamma}{\delta}) > 0$, $\alpha > 1$, where H -function is defined as

$$H_{p,q}^{m,n} [z | \begin{matrix} (a_1, \alpha_1), \dots, (a_p, \alpha_p) \\ (b_1, \beta_1), \dots, (b_q, \beta_q) \end{matrix}] = \frac{1}{2\pi i} \int_L \phi(s) z^{-s} ds, \quad (13)$$

where

$$\phi(s) = \frac{\{\prod_{j=1}^m \Gamma(b_j + \beta_j s)\} \{\prod_{j=1}^n \Gamma(1 - a_j - \alpha_j s)\}}{\{\prod_{j=m+1}^q \Gamma(1 - b_j - \beta_j s)\} \{\prod_{j=n+1}^p \Gamma(a_j + \alpha_j s)\}},$$

where α_j , $j = 1, 2, \dots, p$ and β_j , $j = 1, 2, \dots, q$ are real positive numbers, a_j , $j = 1, 2, \dots, p$ and b_j , $j = 1, 2, \dots, q$ are complex numbers, L is a contour separating the poles of $\Gamma(b_j + \beta_j s)$, $j = 1, 2, \dots, m$ from those of $\Gamma(1 - a_j - \alpha_j s)$, $j = 1, 2, \dots, n$. When $\alpha_1 = 1 = \dots = \alpha_p = \beta_1 = 1 = \dots = \beta_q$, then the H -function reduces to Meijer's G -function, for more details see Mathai et al. (2010). In a similar way we can evaluate the Laplace transform of the pathway model for $\alpha < 1$ and is given by

$$\begin{aligned} L_{f_1}(t) &= c_1 \int_0^{\left[\frac{1}{\alpha(1-\alpha)}\right]^{\frac{1}{\delta}}} e^{-tx} x^{\gamma} [1 - a(1 - \alpha)x^{\delta}]^{\frac{\eta}{1-\alpha}} dx \\ &= \frac{\Gamma(1 + \frac{\eta}{1-\alpha} + \frac{\gamma}{\delta})}{\Gamma(\frac{\gamma}{\delta})} H_{1,2}^{1,1} \left[\frac{t}{a^{\frac{1}{\delta}}(1-\alpha)^{\frac{1}{\delta}}} \middle|_{(0,1), (-\frac{\eta}{1-\alpha} - \frac{\gamma}{\delta}, \frac{1}{\delta})}^{(1 - \frac{\gamma}{\delta}, \frac{1}{\delta})} \right], \quad \Re(\gamma) > 0 \end{aligned} \quad (14)$$

THEOREM 1. For $\Re(\gamma) > 0$, $\Re(\frac{\eta}{\alpha-1} - \frac{\gamma}{\delta}) > 0$, $\delta > 0$, $\eta > 0$, $x > 0$, $\alpha > 1$, the Laplace transform (or the corresponding moment generating function) of the pathway model of the form $f_2(x)$, given in (12) goes to the Laplace transform (moment generating function) of the generalized gamma density given in (15) when $\alpha \rightarrow 1_+$.

THEOREM 2. For $\Re(\gamma) > 0$, $\delta > 0$, $\eta > 0$, $x > 0$, $\alpha < 1$, the Laplace transform (or the corresponding moment generating function) of the pathway model of the form $f_2(x)$, given in (14) goes to the Laplace transform (moment generating function) of the generalized gamma density given in (15) when $\alpha \rightarrow 1_-$.

The limiting case is given by

$$\begin{aligned} L_f(t) &= c \int_0^{\infty} e^{-tx} x^{\gamma} e^{-bx^{\delta}} dx \\ &= \frac{1}{\Gamma(\frac{\gamma}{\delta})} H_{1,1}^{1,1} \left[\frac{t}{b^{\frac{1}{\delta}}} \middle|_{(0,1)}^{(1 - \frac{\gamma}{\delta}, \frac{1}{\delta})} \right]. \end{aligned} \quad (15)$$

The Laplace transform of this density also provides the moment generating function of the extended gamma density thereby the moment generating functions of extended form of Weibull, chisquare, Reyleigh, Maxwell-Boltzmann, exponential and other densities in this general class. Usually we do not find the moment generating function or Laplace transform and the characteristic function of the generalized gamma density in the literature when $\delta \neq 1$. Here we obtained the Laplace transform of the generalized gamma density, besides giving an extension to this density.

1.5 Multivariate generalizations

One generalization of the model in (1) for one scalar case is give by

$$f_1(x_1, x_2, \dots, x_n) = K x_1^{\gamma_1-1} x_2^{\gamma_2-1} \dots x_n^{\gamma_n-1} \times [1 - (1 - \alpha)(a_1 x_1^{\delta_1} + a_2 x_2^{\delta_2} + \dots + a_n x_n^{\delta_n})]^{1-\frac{\eta}{1-\alpha}}, \quad (16)$$

$\alpha < 1$, $\eta > 0$, $a_i > 0$, $\delta_j > 0$, $i = 1, 2, \dots, n$, $1 - (1 - \alpha) \sum_{i=1}^n a_i x_i^{\delta_i} > 0$. We can see that (16) is the Dirichlet family of densities. For $\alpha < 1$, (16) stays in the type-1 Dirichlet form and for $\alpha > 1$ it stays as a type-2 Dirichlet form. This multivariate analogue can also produce multivariate extensions to Tsallis statistics and superstatistics. Here the variables are not independently distributed, but when $\alpha \rightarrow 1$ we have a surprising result that x_1, x_2, \dots, x_n will become independently distributed generalized gamma variables. Various generalizations of the pathway model are considered by Mathai and associates. The normalizing constants can be obtained by integrating out the variables one at a time, starting from x_n an going to x_1 (see Mathai & Provost (2006)).

2 Connections to astrophysics and statistical mechanics

2.1 Superstatistics consideration and pathway model

Beck and Cohen (2003) developed the concept of superstatistics in statistical mechanics. From a statistical point of view, the procedure is equivalent to starting with a conditional density for a random variable x at a given value of a parameter θ . Then assume

the parameter θ has a prior density. Consider the conditional density of the form

$$f_{x|\theta}(x|\theta) = k_1 x^\gamma e^{-\theta x^\delta}, \quad \gamma + 1 > 0, \quad \theta > 0, \quad \delta > 0, \quad x > 0, \quad (17)$$

where $k_1 = \frac{\delta \theta^{\frac{\gamma+1}{\delta}}}{\Gamma(\frac{\gamma+1}{\delta})}$. Suppose that θ has an exponential density given by $f_\theta(\theta) = \lambda e^{-\lambda \theta}$, $\lambda > 0$, $\theta > 0$. Then the unconditional density of x is given by

$$\begin{aligned} f_x(x) &= \int_{\theta} f_{x|\theta}(x|\theta) f_\theta(\theta) d\theta \\ &= \frac{\delta \Gamma(\frac{\gamma+1}{\delta} + 1) x^\gamma [1 + \frac{x^\delta}{\lambda}]^{-(\frac{\gamma+1}{\delta} + 1)}}{\lambda^{\frac{\gamma+1}{\delta}} \Gamma(\frac{\gamma+1}{\delta})}, \end{aligned} \quad (18)$$

(see Beck & Cohen (2003), Beck (2006), Mathai & Haubold (2007a), Mathai et al. (2010)). Equation (18) is the superstatistics of Beck & Cohen (2003), in the sense of superimposing another distribution or the distribution of x with superimposed distribution of the parameter θ . In a physical problem the parameter θ may be something like temperature having its own distribution. Several physical interpretations of superstatistics are available from the papers of Beck and others. The factor $[1 + \frac{x^\delta}{\lambda}]^{-(\frac{\gamma+1}{\delta} + 1)}$ written as $[1 + (\alpha - 1)x^\delta]^{-\frac{1}{\alpha-1}}$, $\alpha > 1$ is the foundation for the current hot topic of Tsallis statistics in non-extensive statistical mechanics. Observe that only a form of the type $[1 + \frac{x^\delta}{\lambda}]^{-(\frac{\gamma+1}{\delta} + 1)}$ where $1 + \frac{x^\delta}{\lambda} > 0$, $\lambda > 0$, $x^\delta > 0$, $\frac{\gamma+1}{\delta} + 1 > 0$, that is, only a type-2 beta form can come from such a consideration. In other words a type-1 beta form cannot come because for the convergence of the integral in (18), $a + x^\delta$ must be positive with $\lambda > 0$ and $x^\delta > 0$. It is to be pointed out here that the superstatistics of Beck and Cohen (2003) and Beck (2006) are available from the procedure given above. It goes without saying that only type-2 beta form as given in (2) is available from superstatistics considerations, see Seema Nair & Kattuveetil (2010). The conditional density of the random variable θ , given x is the posterior probability density of θ and is given by

$$\begin{aligned} f_{\theta|x}(\theta|x) &= \frac{f_\theta(\theta) f_{x|\theta}(x|\theta)}{f_x(x)} \\ &= \frac{\lambda^{\frac{\gamma+1}{\delta} + 1} [1 + \frac{x^\delta}{\lambda}]^{\frac{\gamma+1}{\delta} + 1}}{\Gamma(\frac{\gamma+1}{\delta} + 1)} e^{-\theta(\lambda + x^\delta)} \theta^{\frac{\gamma+1}{\delta}}, \quad \theta > 0. \end{aligned} \quad (19)$$

With the help of (19) we can obtain the Bayes' estimate of the parameter θ . To this extent, let

$$\begin{aligned}\Phi(x) &= E_{\theta|x}(\theta|x) = \int_0^{\infty} \theta f_{\theta|x}(\theta|x) d\theta \\ &= \frac{\frac{\gamma+1}{\delta} + 1}{\lambda + x^\delta}.\end{aligned}\quad (20)$$

Superstatistics and Tsallis statistics in statistical mechanics are given interpretations in terms of Bayesian statistical analysis. Subsequently superstatistics is extended by replacing each component of the conditional and marginal densities by Mathai's pathway model and further both components are replaced by Mathai's pathway model. This produces a wide class of mathematically and statistically interesting functions for prospective applications in statistical physics (Mathai & Haubold (2010)). The same procedure can be used to look at the extended forms. Let the conditional density of x , given θ , be of the form

$$f_{\alpha_x|\theta}(x|\theta) = k_2 x^\gamma [1 + \theta(\alpha - 1)x^\delta]^{-\frac{1}{\alpha-1}}, \quad x > 0, \theta > 0, \alpha > 1, \delta > 0, \quad (21)$$

where $k_2 = \frac{\delta(\theta(\alpha-1))^{\frac{\gamma+1}{\delta}} \Gamma(\frac{1}{\alpha-1})}{\Gamma(\frac{\gamma+1}{\delta}) \Gamma(\frac{1}{\alpha-1} - \frac{\gamma+1}{\delta})}$ and assume that the parameter θ has a prior density $f_\theta(\theta) = \lambda e^{-\lambda\theta}$, $\lambda > 0$, $\theta > 0$. Then the unconditional density of x is given by

$$f_{\alpha_x}(x) = \frac{\lambda \delta x^{-(\delta+1)}}{(\alpha - 1) \Gamma(\frac{\gamma+1}{\delta}) \Gamma(\frac{1}{\alpha-1} - \frac{\gamma+1}{\delta})} G_{1,2}^{2,1} \left[\frac{\lambda}{x^\delta (\alpha - 1)} \left| \begin{matrix} -\frac{\gamma+1}{\delta} \\ 0, \frac{1}{\alpha-1} - \frac{\gamma+1}{\delta} - 1 \end{matrix} \right. \right], \quad x > 0, \quad (22)$$

where $G_{1,2}^{2,1}(\cdot)$ is a G -function. For the theory and application of the functions see Mathai (1993). The posterior probability density is given by

$$f_{\alpha_{\theta|x}}(\theta|x) = c_4^{-1} (\alpha - 1)^{\frac{\gamma+1}{\delta} + 1} x^{\gamma + \delta + 1} \Gamma\left(\frac{1}{\alpha - 1}\right) \theta^{\frac{\gamma+1}{\delta}} e^{-\lambda\theta} [1 + \theta(\alpha - 1)x^\delta]^{-\frac{1}{\alpha-1}}, \quad (23)$$

where $c_4 = G_{1,2}^{2,1} \left[\frac{\lambda}{x^\delta (\alpha - 1)} \left| \begin{matrix} -\frac{\gamma+1}{\delta} \\ 0, \frac{1}{\alpha-1} - \frac{\gamma+1}{\delta} - 1 \end{matrix} \right. \right]$. Then the Bayes' estimate of θ , at given x , defined by $\Phi_\alpha(x)$, is given by the following:

$$\Phi_\alpha(x) = E_{\alpha_{\theta|x}}(\theta|x) = \frac{c_4^{-1}}{(\alpha - 1)x^\delta} G_{1,2}^{2,1} \left[\frac{\lambda}{x^\delta (\alpha - 1)} \left| \begin{matrix} -1 - \frac{\gamma+1}{\delta} \\ 0, \frac{1}{\alpha-1} - \frac{\gamma+1}{\delta} - 2 \end{matrix} \right. \right]. \quad (24)$$

LEMMA 1. Let the conditional density of x given θ be $f_{x|\theta}(x|\theta)$ as in (17) and assume that the parameter θ has a prior density $f_\theta(\theta) = \lambda e^{-\lambda\theta}$, $\lambda > 0$, $\theta > 0$. Then the Bayes' estimate of θ is given by $\Phi(x)$ in (20).

THEOREM 3. Let the conditional density of x given θ be $f_{\alpha_x|\theta}(x|\theta)$ as in (21) and assume that the parameter θ has a prior density $f_\theta(\theta) = \lambda e^{-\lambda\theta}$, $\lambda > 0$, $\theta > 0$. Then the Bayes' estimate of θ is given by $\Phi_\alpha(x)$ in (24).

Thus, the popular superstatistics in statistical mechanics can be considered as a special case of the pathway model in (18) for $\eta = 1$ and $\delta = 1$.

2.1.1 α -gamma models associated with Bessel function

Sebastian (2011) deals with a new family of statistical distributions associated with Bessel function which gives an extension of the gamma density, which will connect the fractional calculus and statistical distribution theory through the special function. The idea is motivated by the fact that a non-central chi-square density is associated with a Bessel function. In order to make thicker or thinner tails in a gamma density we consider a density function of the following type:

$$f_{x|a}(x|a) = \frac{\rho a^{\frac{\gamma}{\rho}} e^{-\frac{\delta}{a}}}{\Gamma(\frac{\gamma}{\rho})} x^{\gamma-1} e^{-ax^\rho} {}_0F_1\left(\frac{\gamma}{\rho}; \delta x^\rho\right); 0 < x < \infty \quad (25)$$

Where ${}_0F_1(\ ; b; x) = \sum_{k=0}^{\infty} \frac{(x)^k}{(b)_k k!}$, $(b)_k$ is the Pochhammer symbol, $(b)_m = b(b+1)\cdots(b+m-1)$, $b \neq 0$, $(b)_0 = 1$. When $\delta = 0$ the equation (25) reduces to generalized gamma density. Note that this is the generalization of some standard statistical densities such as gamma, Weibull, exponential, Maxwell-Boltzmann, Rayleigh and many more. When $\delta = 0$, $\rho = 2$, (25) reduces to folded standard normal density. We can extend the generalized gamma model associated with Bessel function in (25) by using the pathway model of Mathai (2005), when $\alpha < 1$ we get the extended function as

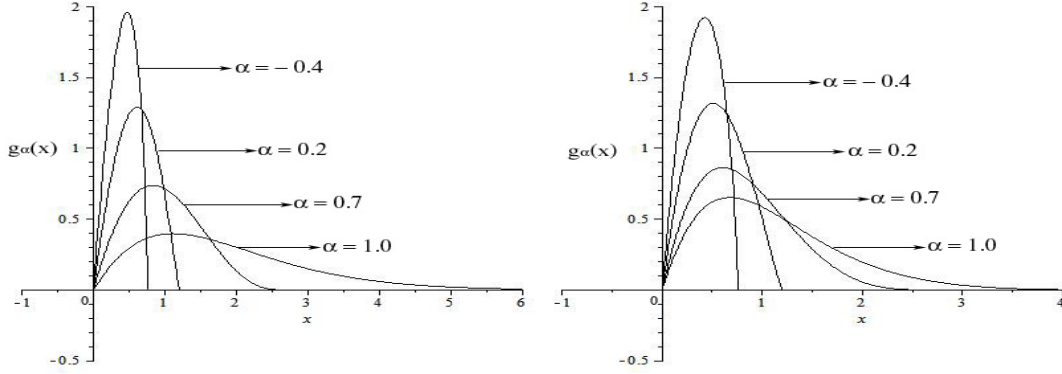


Figure 2: (a) α gamma Bessel model for $\delta = 0.5, \alpha < 1$ (b) α gamma Bessel model for $\delta = -0.5, \alpha < 1$

$$g_{\alpha}(x) = k_1 x^{\gamma-1} [1 - a(1 - \alpha)x^{\rho}]^{\frac{1}{1-\alpha}} {}_0F_1\left(\frac{\gamma}{\rho}; \delta x^{\rho}\right); \alpha < 1, \\ a > 0, \rho > 0, 1 - a(1 - \alpha)x^{\rho} > 0, x > 0, \quad (26)$$

where k_1 is the normalizing constant. Note that $g_{\alpha}(x)$ is a generalized type-1 beta model associated with Bessel function. Observe that for $\alpha > 1$, writing $1 - \alpha = -(\alpha - 1)$ in equation (25) produces extended type-2 beta form which is given by

$$f_{\alpha}(x) = k_2 x^{\gamma-1} [1 + a(\alpha - 1)x^{\rho}]^{-\frac{1}{\alpha-1}} {}_0F_1\left(\frac{\gamma}{\rho}; \delta x^{\rho}\right); \alpha > 1, a > 0, \rho > 0, \quad (27)$$

where k_2 is the normalizing constant. Note that in both the cases, when $\alpha \rightarrow 1$, we have (25) and hence it can be considered to be an extended form of (25). This model has wide potential applications in the discipline physical science especially in statistical mechanics, see Sebastian (2009, 2011).

For fixed values of $\gamma = 2, \rho = 1.2$ and $a = 1$, we can look at the graphs for $\delta = -0.5, q < 1, \delta = 0.5, q < 1$ as well as for $\delta = -0.5, q > 1, \delta = 0.5, q > 1$. From the Figures 2, we can see that when q moves from $-\infty$ to 1, the curve becomes less peaked. Similarly from Figure 3, we can see that when q moves from 1 to ∞ , the curve becomes less peaked. It

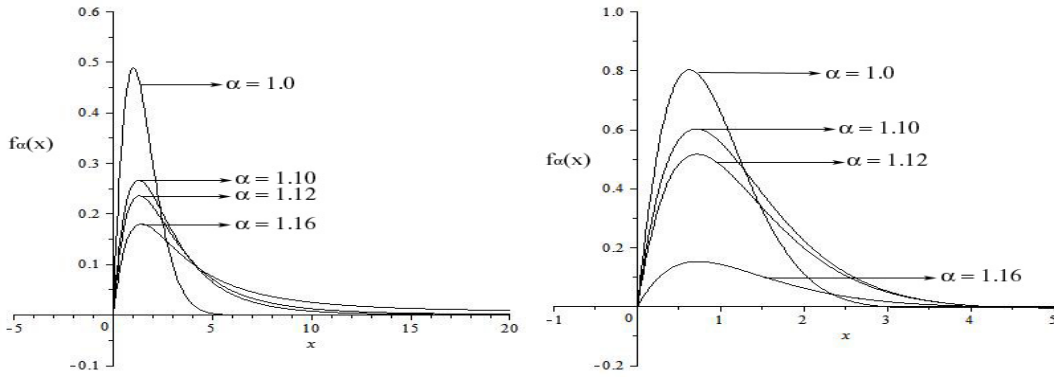


Figure 3: (a) α gamma Bessel model for $\delta = 0.5, \alpha > 1$ (b) α gamma Bessel model for $\delta = -0.5, \alpha > 1$

is also observed that when $\delta > 0$ the right tail of the density becomes thicker and thicker. Similarly when $\delta < 0$ the right tail gets thinner and thinner. Densities exhibiting thicker or thinner tail occur frequently in many different areas of science. For practical purposes of analyzing data from physical experiments and in building up models in statistics, we frequently select a member from a parametric family of distributions. But it is often found that the model requires a distribution with a thicker or thinner tail than the ones available from the parametric family.

2.2 Tsallis statistics

Model (1) for $\gamma = 1, \delta = 1, a = 1, \eta = 1$ is Tsallis statistics, which is the foundation for the newly created hot topic of non-extensive statistical mechanics. It is stated that over three thousand papers are written on Tsallis statistics so far. With α replaced in $-\alpha$ in Model (1), with $\gamma = 0, a = 1, \eta = 1, \delta = 1$, one has an extension of the exponential function, known as q -exponential function [The parameter q is used instead of α and hence q -exponential]. The basis for the current hot topic of q -calculus is this q -exponential function. When $\gamma = 1, a = 1, \eta = 1, \delta = 1$ one has the following property if the resulting function of $f(x)$ is divided by the resulting normalizing factor c and obtain the function

$g(x)$, that is, $g(x) = \frac{f(x)}{c}$. Then

$$\frac{dg(x)}{dx} = -[g(x)]^\alpha.$$

This is the power law in physics literature. Thus, power function law is a special case of the pathway model of (1) and (2) for $\gamma = 1$, $\delta = 1$, $a = 1$, $\eta = 1$ and exactly the normalizing constants c_1 and c_2 . Also Tsallis statistics can be looked upon as a special case of (1) and (2) for $\gamma = 1$, $\delta = 1$, $a = 1$, $\eta = 1$.

2.3 Extension of thermonuclear functions through pathway model

Nuclear reactions govern major aspects of the chemical evolution of the universe. A proper understanding of the nuclear reactions that are going on in hot cosmic plasmas, and those in the laboratories as well, requires a sound theory of nuclear-reaction dynamics. The reaction probability integral is the probability per unit time that two particles, confined to a unit volume, will react with each other. Practically all applications of fusion plasmas are controlled in some way or other by the theory of thermonuclear reaction rates under specific circumstances. After several decades of effort, a systematic and complete theory of thermonuclear reaction rates has been developed (Haubold & John (1978); Anderson et al. (1994); Mathai & Haubold (1988); Mathai & Haubold (2002)).

The standard thermonuclear function in the Maxwell-Boltzmann case in the theory of nuclear reactions, is given by the following (Haubold & Mathai (1985); Mathai & Haubold (1988)):

Nonresonant case with depleted tail:

$$I_1 = \int_0^\infty x^{\gamma-1} e^{-ax^\delta - bx^{-\rho}} dx, \quad a > 0, b > 0, \delta > 0, \rho > 0. \quad (28)$$

Nonresonant case with depleted tail and high energy cut-off:

$$I_2 = \int_0^d x^{\gamma-1} e^{-ax^\delta - bx^{-\rho}} dx, \quad a > 0, b > 0, \delta > 0, \rho > 0, d < \infty. \quad (29)$$

Note that if $\delta = 1$ is taken as the standard Maxwell-Boltzmannian behavior, then for $\delta > 1$ the right tail will deplete faster and if $\delta < 1$ then the depletion will be slower in (29). We can extend the thermonuclear functions given in (28) and (29) to more general classes by replacing $e^{-bx^{-\rho}}$ by a binomial factor $[1 - b(1 - \alpha)x^{-\rho}]^{\frac{1}{1-\alpha}}$ (Mathai & Haubold (2008), Joseph & Haubold (2010), Haubold & Kumar (2008)). Thus we consider the general class of reaction rate integrals

$$I_{1\alpha} = \int_0^\infty x^{\gamma-1} e^{-ax^\delta} [1 + b(\alpha - 1)x^{-\rho}]^{-\frac{1}{\alpha-1}} dx, \quad a > 0, \quad b > 0, \quad \delta > 0, \quad \rho > 0, \quad \alpha > 1, \quad (30)$$

$$I_{2\alpha} = \int_0^d x^{\gamma-1} e^{-ax^\delta} [1 - b(1 - \alpha)x^{-\rho}]^{\frac{1}{1-\alpha}} dx, \quad a > 0, \quad b > 0, \quad \delta > 0, \quad \rho > 0, \quad \alpha < 1. \quad (31)$$

We can evaluate these extended integrals by using Mellin convolution property. (30) can be looked upon as the Mellin convolution of two real positive scalar independently distributed random variables x_1 and x_2 , where x_1 has a generalized gamma density and x_2 has an extended form of stretched exponential function. Make the transformation $u = x_1 x_2$ and $v = x_1$, and then proceed as in the case of the evaluation of the Laplace transform of the pathway model, we can arrive at the value of the extended reaction rate integral as

$$\begin{aligned} I_{1\alpha} &= \int_0^\infty e^{-ax^\delta} x^{\gamma-1} [1 + b(\alpha - 1)x^{-\rho}]^{-\frac{1}{\alpha-1}} dx \\ &= \frac{1}{\rho \mu a^{\frac{\gamma}{\delta}} \Gamma(\frac{1}{\alpha-1})} H_{1,2}^{2,1} \left[a^{\frac{1}{\delta}} (b(\alpha - 1))^{\frac{1}{\rho}} \left| \begin{matrix} (1 - \frac{1}{\alpha-1}, \frac{1}{\rho}) \\ (0, \frac{1}{\rho}), (\frac{\gamma}{\delta}, \frac{1}{\delta}) \end{matrix} \right. \right], \quad b = u^\rho. \end{aligned} \quad (32)$$

Similarly we can evaluate (31) by considering it as the Mellin convolution of exponential density and pathway model for $\alpha < 1$. When we take the limit as $\alpha \rightarrow 1$, in (32), we will get the value of the reaction rate integral given in (28) and (29), as an H -function.

2.3.1 Inverse Gaussian as a particular case of the pathway model

Note that one form of the inverse Gaussian probability density function is given by

$$g(x) = kx^{-\frac{3}{2}} e^{-\frac{\lambda}{2}(\frac{x}{\mu^2} + \frac{1}{x})}, \quad \mu \neq 0, \quad x > 0, \quad \lambda > 0,$$

where k is the normalizing constant (see Mathai (1993)). Put $\gamma = -\frac{5}{2}$, $\delta = 1$, $\rho = 1$, $a = \frac{\lambda}{2\mu^2}$, $b = \frac{\lambda}{2}$ in equation (28), we can see that the inverse Gaussian density is the integrand in I_1 . Hence I_1 in equation (28) can be used to evaluate the moments of inverse Gaussian density. Hence the integrand in the extended integral $I_{1\alpha}$ can be considered as the extended form of the inverse Gaussian density.

2.3.2 An interpretation of the pathway parameter α

Let us start with the pathway density in (1) with $\eta = 1$. For this to remain a density we need the condition $1 - a(1 - \alpha)x^\delta > 0$ or when x is positive then $0 < x < \frac{1}{[a(1-\alpha)]^{\frac{1}{\delta}}}$, $\alpha < 1$, or if we have the model in (31) then

$$-\frac{1}{[a(1-\alpha)]^{\frac{1}{\delta}}} < x < \frac{1}{[a(1-\alpha)]^{\frac{1}{\delta}}}, \alpha < 1.$$

Outside this range, the density is zero. Thus for $x > 0$ the right tail of the density is cut-off at $\frac{1}{[a(1-\alpha)]^{\frac{1}{\delta}}}$. If d is this cut-off on the right then

$$d = \frac{1}{[a(1-\alpha)]^{\frac{1}{\delta}}} \Rightarrow \alpha = 1 - \frac{1}{ad^\delta}, \text{ for } \alpha < 1. \quad (33)$$

As α moves closer to 1 then the cut-off point d moves farther out and eventually when $\alpha \rightarrow 1$ then $d \rightarrow \infty$. In this case α is computed easily from the cut-off. Also the pathway parameter α can be estimated in terms of arbitrary moments, see for example Mathai & Haubold (2007a).

3 Pathway model and fractional calculus

When solving certain problems in reaction-diffusion, relaxation-oscillations, it is observed that the solution is obtained in terms of exponential function, see Haubold and mathai (2000, 1995). But if a fractional integration is under consideration then the residual reaction equation is given by

$$N(t) = N_0 - c^\nu {}_0D_t^{-\nu} N(t), \quad \nu > 0 \quad (34)$$

where ${}_0D_t^{-\nu}$ is the standard Riemann-Liouville fractional integral operator, where $N(t)$ is the number density of the reacting particles and (34) has the solution in terms of generalized Mittag-Leffler function. While fitting such a model Mittag-leffler function will provide a better fit as compared to exponential function. If we consider the residual rate of change c , in (34) is a random variable having a gamma type density

$$g(c) = \frac{w^\mu}{\Gamma(\mu)} c^{\mu-1} e^{-wc}, \quad w > 0, \quad 0 < c < \infty \quad (35)$$

where $\mu > 0$, w , μ are known and $\frac{\mu}{w}$ is the mean value of c . The residual rate of change may have small probabilities of it being too large or too small and the maximum probability may be for a medium range of values for the residual rate of change c . (34) is the situation where the residual rate of change is such that the production rate dominates so that we have the form $-c^\nu$, $\nu > 0, c > 0$. If the destruction rate dominates then the constant will be of the form c^ν , $\nu > 0, c > 0$. By solving (34), we have the unconditional number density of the following form:

$$N(t) = \frac{N_0}{\Gamma(\mu)} t^{\mu-1} \left(1 + \frac{t^\nu}{w^\nu}\right)^{-(\gamma+1)}, \quad 0 < t < \infty, \quad w > 0. \quad (36)$$

If we make the substitution $\gamma + 1 = \frac{1}{\alpha-1}$, $\alpha > 1 \Rightarrow \gamma = \frac{\alpha-2}{\alpha-1}$ and $w^{-\nu} = b(\alpha-1)$, $b > 0$. Then we have

$$N(t) = \frac{N_0}{\Gamma(\mu)} t^{\mu-1} [1 + b(\alpha-1)t^\nu]^{-\frac{1}{\alpha-1}} \quad (37)$$

for $\alpha > 1$, $t > 0$, $b > 0$, $\mu > 0$. For general values of μ and $\alpha > 1$ such that $\frac{1}{\alpha-1} - \frac{\mu}{\nu} > 0$, (37) corresponds to the pathway model of Mathai as well as the superstatistics of Beck and Cohen (2003). As an application of pathway model in fractional calculus, a general pathway fractional integral operator is introduced in Seema Nair (2009), which generalizes the classical Riemann-Liouville fractional integration operator, see section 4.5.

3.1 \mathcal{P} -transform

Consider the generalized Krätzel function $D_{\rho,\beta}^{\nu,\alpha}(x)$, dealt with in Kilbas and Kumar

(2009), given by

$$D_{\rho,\beta}^{\nu,\alpha}(x) = \int_0^\infty y^{\nu-1} [1 + a(\alpha - 1)y^\rho]^{-\frac{1}{\alpha-1}} e^{-xy^{-\beta}} dy, \quad x > 0, \quad (38)$$

with $\gamma \in \mathbb{C}, \beta > 0, \alpha > 1$. The generalized Krätzel function is obtained by using the pathway model introduced by Mathai (2005). The \mathcal{P} -transform or pathway transform introduced in Kumar (2009) by using the pathway idea is defined as

$$(\mathcal{P}_\nu^{\rho,\beta,\alpha} f)(x) = \int_0^\infty D_{\rho,\beta}^{\nu,\alpha}(xt) f(t) dt, \quad x > 0, \quad (39)$$

where $D_{\rho,\beta}^{\nu,\alpha}(x)$ denotes the function given in (38). The \mathcal{P} -transform is defined in the space $\mathbb{L}_{\nu,r}$ consisting of the lebesgue measurable complex valued functions f for which

$$\|f\|_{\nu,r} = \left\{ \int_0^\infty |t^\nu f(t)|^r \frac{dt}{t} \right\}^{\frac{1}{r}} < \infty, \quad (40)$$

for $1 \leq r < \infty, \nu \in \mathbb{R}$. When $\beta = 1, a = 1$ and $\alpha \rightarrow 1$ the \mathcal{P} -transform reduces to the Krätzel transform, introduced by Krätzel (1979), which is given by

$$\mathcal{K}_\nu^{(\rho)} f(x) = \int_0^\infty Z_\rho^\nu(xt) f(t) dt, \quad x > 0, \quad (41)$$

where

$$Z_\rho^\nu(x) = \int_0^\infty y^{\nu-1} e^{-y^\rho - xy^{-1}} dy. \quad (42)$$

The \mathcal{P} -transform reduces to the Meijer transform when $\rho = 1$ and $\alpha \rightarrow 1$. When $a = 1, \beta = 1$ and $\alpha \rightarrow 1$, then the generalized Krätzel function defined in (38) reduces to the modified Bessel function of the third kind or Mc Donald function (Erdélyi et al. (1953)). Kilbas & Kumar (2009) have considered (38) for $\beta = 1$ and established its composition with fractional operators and represented it in terms of various generalized special functions. The Krätzel function defined in (42) for any real ρ , was studied by Kilbas et al. (2006) and established its representations in terms of H -function and extended the function from positive $x > 0$ to complex z . Here we establishes connection between generalized Krätzel function and \mathcal{P} -transform with generalized special functions.

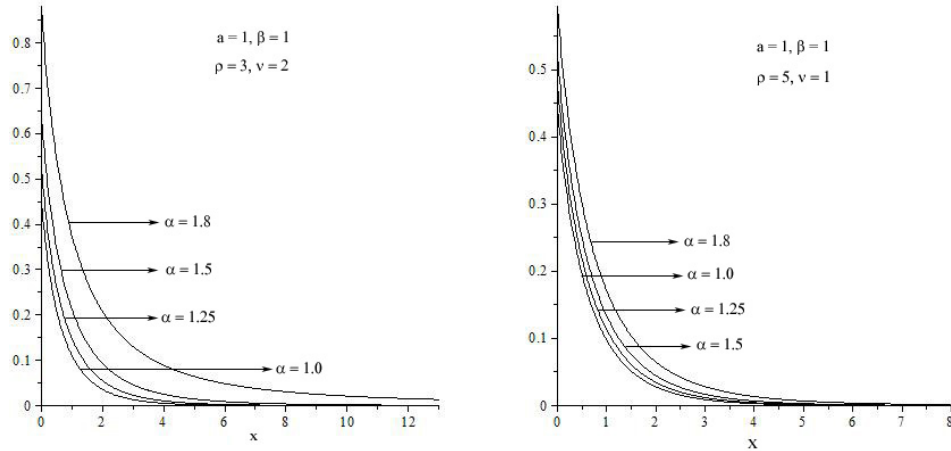


Figure 4: (a) Behaviour of $D_{3,1}^{2,\alpha}(x)$ for various values of $\alpha > 1$ and $\alpha \rightarrow 1$ (b) Behaviour of $D_{5,1}^{2,\alpha}(x)$ for various values of $\alpha > 1$ and $\alpha \rightarrow 1$

The particular case of the kernel of the \mathcal{P} -transform given in (38) is the extended non-resonant thermonuclear function used in Astrophysics which is already discussed. As $\alpha \rightarrow 1$ we get the standard reaction rate probability integral in the Maxwell-Boltzmann case. The behavior of the generalized Krätzel function (38) can be studied from the following graphs. We take $a = 1, \beta = 1, \nu = 2, \rho = 3$ and $a = 1, \beta = 1, \nu = 2, \rho = 5$ for example and investigate the behavior of $D_{3,1}^{2,\alpha}(x)$ and $D_{5,1}^{2,\alpha}(x)$ for various values of $\alpha > 1$ and $\alpha \rightarrow 1$. The graphs of these functions $D_{3,1}^{2,\alpha}(x)$ and $D_{5,1}^{2,\alpha}(x)$ at $\alpha = 1, \alpha = 1.25, \alpha = 1.5, \alpha = 1.8$ are given in Figure 4(a) and 4(b), respectively. From these graphs we observe that if the value of the parameter α increases then the curves move away from the limiting situation for $\alpha \rightarrow 1$.

4 A matrix variate pathway model

Let $X = (x_{ij})$, $i = 1, \dots, p$, $j = 1, \dots, q$, $q \geq p$, of rank p and of real scalar variables x'_{ij} s for all i and j , subject to the condition that the rank of X is p , having the density

$f(X)$, where $f(X)$ is a scalar function of X is given by

$$f(X) = C|A^{\frac{1}{2}}(X - M)B(X - M)'A^{\frac{1}{2}}|^{\gamma}|I - a(1 - \alpha)A^{\frac{1}{2}}(X - M)B(X - M)'A^{\frac{1}{2}}|^{\frac{\eta}{1 - \alpha}} \quad (43)$$

where C is the normalizing constant, $A = A' > 0$, $B = B' > 0$, A is $p \times p$, B is $q \times q$, A and B are constant positive definite matrices, and M is a $p \times q$ constant matrix. $A^{\frac{1}{2}}$ denotes the positive definite square root of A , $a > 0$ and α is the pathway parameter. For keeping non-negativity of the determinant in (43) we need the condition

$$I - a(1 - \alpha)A^{\frac{1}{2}}(X - M)B(X - M)'A^{\frac{1}{2}} > 0$$

where, for example, the notation $A < Y < B \Rightarrow A = A' > 0, B = B' > 0, Y = Y' > 0, Y - A > 0, B - Y > 0$. In (43) the constant matrix M can act as a relocation matrix or as the mean value matrix so that $E(X) = M$ where E denotes the expected value.

4.1 The normalizing constants

This requires certain transformations and the knowledge of the corresponding Jacobians. Here we will use a few multi-linear and some nonlinear transformations and the corresponding Jacobians. The details of the derivations of these Jacobians are available from Mathai (1997). Put

$$Y = A^{\frac{1}{2}}(X - M)B^{\frac{1}{2}} \Rightarrow dY = |A|^{\frac{q}{2}}|B|^{\frac{p}{2}}dX,$$

where $|\cdot|$ denotes the determinant of (\cdot) , dX is defined as the following wedge product of differentials:

$$dX = dx_{11} \wedge dx_{12} \wedge \cdots \wedge dx_{1q} \wedge dx_{22} \wedge \cdots \wedge dx_{2q} \wedge \cdots \wedge dx_{pq}.$$

see Mathai (1997) for the Jacobian. Since $f(X)$ is assumed to be a density,

$$1 = \int_X f(X)dX = C|A|^{-\frac{q}{2}}|B|^{-\frac{p}{2}} \int_Y |YY'|^{\gamma}|I - a(1 - \alpha)YY'|^{\frac{\eta}{1 - \alpha}} dY.$$

Now, make suitable transformations and integrating out over the Stiefel manifold (for details, see Mathai (2005)) we have

$$\begin{aligned} 1 &= \int_X f(X) dX \\ &= C |A|^{-\frac{q}{2}} |B|^{-\frac{p}{2}} \frac{\pi^{\frac{pq}{2}}}{\Gamma_p(\frac{q}{2})} \int_Z |Z|^{\gamma + \frac{q}{2} - \frac{p+1}{2}} |I - a(1-\alpha)Z|^{\frac{\eta}{1-\alpha}} dZ \end{aligned} \quad (44)$$

where, for example,

$$\Gamma_p(\beta) = \pi^{\frac{p(p-1)}{4}} \Gamma(\beta) \Gamma(\beta - \frac{1}{2}) \dots \Gamma(\beta - \frac{p-1}{2}), \Re(\beta) > \frac{p-1}{2} \quad (45)$$

is the real matrix-variate gamma and $\Re(\cdot)$ denotes the real part of (\cdot) .

Further evaluation of the integral in (44) depends on the value of α . If $\alpha < 1$ then (44) belongs to the real matrix-variate type-1 beta. Then integrating out with the help of a matrix variate type-1 beta integral we get, for $q \geq p, \alpha < 1$,

$$C = |A|^{\frac{q}{2}} |B|^{\frac{p}{2}} [a(1-\alpha)]^{p(\gamma + \frac{q}{2})} \frac{\Gamma_p(\frac{q}{2}) \Gamma_p(\gamma + \frac{q}{2} + \frac{\eta}{1-\alpha} + \frac{p+1}{2})}{\pi^{\frac{pq}{2}} \Gamma_p(\gamma + \frac{q}{2}) \Gamma_p(\frac{\eta}{1-\alpha} + \frac{p+1}{2})} \quad (46)$$

for $\alpha < 1, \eta > 0, a > 0, \Re(\gamma + \frac{q}{2}) > \frac{p-1}{2}, q \geq p, p, q = 1, 2, \dots, A = A' > 0, B = B' > 0$. For $\alpha > 1$, write $1 - \alpha = -(\alpha - 1), \alpha > 1$ then the integral in (44) goes into a type-2 beta form. Then integrating out with the help of a real matrix-variate type-2 beta integral we have for $\alpha > 1$,

$$C = \frac{|A|^{\frac{q}{2}} |B|^{\frac{p}{2}} [a(\alpha - 1)]^{p(\gamma + \frac{q}{2})} \Gamma_p(\frac{q}{2}) \Gamma_p(\frac{\eta}{\alpha-1})}{\pi^{\frac{pq}{2}} \Gamma_p(\gamma + \frac{q}{2}) \Gamma_p(\frac{\eta}{\alpha-1} - \gamma - \frac{q}{2})} \quad (47)$$

for $\alpha > 1, \Re(\gamma + \frac{q}{2}) > \frac{p-1}{2}, \Re(\frac{\eta}{\alpha-1} - \gamma - \frac{q}{2}) > \frac{p-1}{2}, a > 0, \eta > 0, A = A' > 0, B = B' > 0$. When $\alpha \rightarrow 1$ we have

$$\lim_{\alpha \rightarrow 1} |I - a(1-\alpha)Z|^{\frac{\eta}{1-\alpha}} = e^{-a\eta \operatorname{tr}(Z)}$$

and hence, evaluating with the help of a real matrix-variate gamma integral, we will get C for $\alpha \rightarrow 1$,

$$C = \frac{|A|^{\frac{q}{2}} |B|^{\frac{p}{2}} (a\eta)^{p(\gamma + \frac{q}{2})} \Gamma_p(\frac{q}{2})}{\pi^{\frac{pq}{2}} \Gamma_p(\gamma + \frac{q}{2})} \quad (48)$$

for $\Re(\gamma + \frac{q}{2}) > \frac{p-1}{2}, a > 0, \eta > 0$.

A model corresponding to (43) in the complex domain, along with its properties and connections to various other fields, is studied in Mathai and Provost (2005).

4.2 Density of the volume content

The squared volume of the p -parallelotope in the q -space,

$$v^2 = |A^{\frac{1}{2}}(X - M)B(X - M)'A^{\frac{1}{2}}|. \quad (49)$$

The density of $u = v^2$ in (49) can be evaluated by looking at the h -th moment of v^2 for an arbitrary h . That is, the expected value of $(v^2)^h$, is given by

$$E(v^2)^h = \int_X (v^2)^h f_5(X) dX.$$

This is available from the normalizing constants in (46), (47) and (48) by observing that the only change is that the parameter γ is changed to $\gamma + h$. Hence from (46) for $\alpha < 1$,

$$E(v^2)^h = [a(1 - \alpha)]^{-ph} \frac{\Gamma_p(\gamma + \frac{q}{2} + h)}{\Gamma_p(\gamma + \frac{q}{2})} \frac{\Gamma_p(\gamma + \frac{q}{2} + \frac{\eta}{1-\alpha} + \frac{p+1}{2})}{\Gamma_p(\gamma + \frac{q}{2} + \frac{\eta}{1-\alpha} + \frac{p+1}{2} + h)} \quad (50)$$

for $\alpha < 1, \Re(\gamma + \frac{q}{2}) > \frac{p-1}{2}, \Re(\gamma + \frac{q}{2} + h) > \frac{p-1}{2}, \eta > 0, a > 0$. Let $u_1 = [a(1 - \alpha)]^p v^2$. Then

$$\begin{aligned} E(u_1^h) &= \prod_{j=1}^p \frac{\Gamma(\gamma + \frac{q}{2} - \frac{j-1}{2} + h)}{\Gamma(\gamma + \frac{q}{2} - \frac{j-1}{2})} \frac{\Gamma(\gamma + \frac{q}{2} + \frac{\eta}{1-\alpha} + \frac{p+1}{2} - \frac{j-1}{2})}{\Gamma(\gamma + \frac{q}{2} + \frac{\eta}{1-\alpha} + \frac{p+1}{2} - \frac{j-1}{2} + h)} \\ &= E(v_1^h) E(v_2^h) \dots E(v_p^h) \end{aligned} \quad (51)$$

where v_j is a real scalar type-1 beta random variable with the parameters $(\gamma + \frac{q}{2} - \frac{j-1}{2}, \frac{\eta}{1-\alpha} + \frac{p+1}{2})$, $j = 1, \dots, p$, and further, v_1, \dots, v_p are statistically independently distributed. Hence structurally

$$u_1 = v_1 v_2 \dots v_p \quad (52)$$

and the density of u_1 is that of $v_1 \dots v_p$. This is available by treating (51) as coming from the Mellin transform of the density $g_1(u_1)$ of u_1 . Even though the density $g_1(u_1)$ is unknown,

its Mellin transform is available from (51) for $h = s - 1$. Hence from the unique inverse Mellin transform

$$g_1(u_1) = u_1^{-1} \frac{1}{2\pi i} \int_L [E(u_1^h)] u_1^{-h} dh$$

where $i = \sqrt{-1}$, L is a suitable contour and $E(u_1^h)$ is given in (51). But the structure in (51) is that of a Mellin transform of a G-function of the type $G_{p,p}^{p,0}(\cdot)$. Hence

$$\begin{aligned} g_1(u_1) &= u_1^{-1} \left[\prod_{j=1}^p \frac{\Gamma(\gamma + \frac{q}{2} + \frac{\eta}{1-\alpha} + \frac{p+1}{2} - \frac{j-1}{2})}{\Gamma(\gamma + \frac{q}{2} - \frac{j-1}{2})} \right] \\ &\times G_{p,p}^{p,0} \left[\begin{matrix} \frac{\eta}{1-\alpha} + \frac{p+1}{2}, j=1, \dots, p \\ \gamma + \frac{q}{2} - \frac{j-1}{2}, j=1, \dots, p \end{matrix} \right], 0 < u_1 < 1 \end{aligned} \quad (53)$$

For $\alpha > 1$, from (47), $u_2 = [a(\alpha - 1)]^p v^2$ is a product of p statistically independently distributed real scalar type-2 beta random variables and hence the density of u_2 can be written in terms of a G-function of the type $G_{p,p}^{p,p}(\cdot)$.

Similarly for $\alpha \rightarrow 1$, $u_3 = (a\eta)^p v^2$ is structurally a product of p statistically independently distributed real gamma random variables and the density of u_3 can be written in terms of a G-function of the type $G_{0,p}^{p,0}(\cdot)$.

A form such as the one in (52) is connected to the λ -criterion in the likelihood ratio principle of testing statistical hypothesis on the parameters of one or more multivariate Gaussian populations. The pathway model for $\alpha < 1$ can be structurally identified with a constant multiple of the one-to-one function of the λ -criterion in many situations in multivariate statistical analogues.

4.3 Connection to likelihood ratio criteria

Consider the case $\alpha < 1$. From (51) and (52) one can see a structural representation in the form of a product of p statistically independently distributed type-1 beta random

variables. Such a structure can also arise from a determinant of the type

$$\lambda = \frac{|G_1|}{|G_1 + G_2|} \quad (54)$$

where G_1 and G_2 are independently distributed real matrix-variate gamma variables with the same scale parameter matrix. Such matrix representations are recently examined in Mathai (2007). A particular case of a real matrix-variate gamma matrix is a Wishart matrix. When G_1 and G_2 are independently distributed Wishart matrices λ in (54) corresponds to the likelihood ratio test criterion or a one-to-one function of it in multivariate statistical analysis. A large number of test criteria based on the principle of maximum likelihood have the structure in (54), with a representation as in (52) in the null case or when the statistical hypothesis is true. Distribution of the test statistic, when the null hypothesis is true, is known as the null distribution. Thus, a large number of null distributions, associated with the tests of hypotheses on the parameters of one or more multivariate normal populations, have the structure in (54) and thus a large number of cases are covered by our discussion above. Hence a direct link can be established between the volume of a random p -parallelotope and the λ -criterion in (54).

Various types of generalizations of the Dirichlet distribution are recently studied by Jacob et al. (2004, 2005) and Kurian et al. (2004). In these papers there are several theorems characterizing or uniquely determining these generalized Dirichlet models through a product of independently distributed real scalar type-1 beta random variables. In all these cases one can establish a direct link from (52) to (54) providing explicit representations of the densities in terms of generalized Dirichlet integrals. As byproducts, these can also produce several results connecting G-functions and Dirichlet integrals. One such characterization theorem is recently explored by Thomas et al. (2008).

4.4 Quadratic forms

For $p = 1$ and $q > 1$, (49) gives

$$Q = (X - M)B(X - M)' \quad (55)$$

the quadratic form.

Current theory of quadratic form in random variables is based on the assumption of a multivariate Gaussian population. But from (43) we have a generalized quadratic form in X , where X has the density in (43), and the density of Q is available from the step in (44) to (53). The theory of quadratic form in random variables can be extended to the samples from the density in (43), rather than confining the study to Gaussian population. For the study of quadratic and bilinear forms see Mathai and Provost (1992), and Mathai, Provost and Hayakawa (1995). When $p = 1$ the quadratic form in (55) can be given many interpretations. Let $B = V^{-1}$ where V is the covariance matrix in X , that is, $V = \text{cov}(X) = E[(X - \mu)'(X - \mu)]$ where $X - \mu$ is $1 \times q$, $q > 1$. Since $Y = V^{-\frac{1}{2}}(X - \mu)'$ is the standardized X , $YY' = y_1^2 + \dots + y_q^2 = (X - \mu)V^{-1}(X - \mu)'$ is the square of the generalized distance between X and μ . Also $(X - \mu)V^{-1}(X - \mu)' = c > 0$ is the ellipsoid of concentration in X or a scalar measure of the extent of dispersion in $X - \mu$. The components in X can be given physical interpretations. Consider a growing and moving rain droplet in a tropical cloud. Then x_1 could be the surface area, x_2 could be the energy content, x_3 the velocity in a certain direction and so on. The components in this case have joint variations. When $p = 1$ one can derive the pathway density in (43) through an optimization of a certain measure of entropy also.

4.5 Pathway fractional integral

Recently, an extension of classical fractional integral operators of scalar functions of scalar variables to the matrix-variate cases has been given by Mathai (2009). Real-valued scalar functions of matrix argument, where the argument matrix is real and positive definite, are used in the extensions. In this regard, a matrix-variate pathway fractional integral

operator is introduced, see Seema Nair (2011) which may be regarded as a generalization of matrix-variate Riemann-Liouville fractional integral operator. Moreover, from this operator one can figure out all the matrix-variate fractional integrals and almost all the extended densities for the pathway parameter $\alpha < 1$ and $\alpha \rightarrow 1$. Through this new fractional integral operator, one can go to matrix-variate gamma to matrix-variate Gaussian or normal density with appropriate parametric values. In the present paper we bring out the idea of matrix-variate pathway to the corresponding fractional integral transform. Consequently a scalar version of pathway fractional integral operator can also be deduced, which generalizes the classical Reimann-Liouville fractional integration operator. The pathway fractional integral operator has found applications in reaction-diffusion problems, non-extensive statistical mechanics, non-linear waves, fractional differential equations, non-stable neighborhoods of physical system etc.

The following definition and notation is given for the matrix-variate pathway fractional integral:

$$(P_{O+}^{(\eta, \alpha)} f)(X) = |X|^{\eta - \frac{p+1}{2}} \int_T |I - a(1 - \alpha)X^{-\frac{1}{2}}TX^{-\frac{1}{2}}|^{\frac{\eta}{(1-\alpha)} - \frac{p+1}{2}} f(T) dT, \quad (56)$$

where O stands for a null matrix, and $T = T' > 0$ and O are $p \times p$ matrices and $f(T)$ is a real-valued integrable scalar function of T and dT is the wedge product of differentials. Also a, α scalars, $\eta \in C$ $a > 0$, $I - a(1 - \alpha)X^{-\frac{1}{2}}TX^{-\frac{1}{2}} > 0$ (positive definite) and α is the pathway parameter, $\alpha < 1$. It is hoped that the matrix-variate extensions of the operator will enable researchers working in physical, chemical and engineering sciences to extend their theories to the corresponding matrix-variate situations.

When $\alpha \rightarrow 1_-$, $|I - a(1 - \alpha)X^{-\frac{1}{2}}TX^{-\frac{1}{2}}|^{\frac{\eta}{(1-\alpha)} - \frac{p+1}{2}} \rightarrow e^{-a\eta \text{tr}[X^{-\frac{1}{2}}TX^{-\frac{1}{2}}]}$. This follows from the following facts: Since $X^{-\frac{1}{2}}TX^{-\frac{1}{2}}$ is real symmetric there exists an orthogonal matrix Q such that $Q'X^{-\frac{1}{2}}TX^{-\frac{1}{2}}Q$ will be a diagonal matrix with eigenvalues being the diagonal elements. Then when the limit is applied, each factor goes to the exponent and sum up

to equate to the trace. Thus the operator will become

$$(P_{O_+}^{(\eta,1)} f)(X) = |X|^{\eta - \frac{p+1}{2}} \int_{T=T'>0} e^{-\text{tr}[a\eta X^{-1}T]} f(T) dT = |X|^{\eta - \frac{p+1}{2}} L_f(a\eta X^{-1}).$$

When $\alpha = 0$, $a = 1$ in (56), the integral will become,

$$\begin{aligned} (P_{O_+}^{(\eta,0)} f)(X) &= |X|^{\eta - \frac{p+1}{2}} \int_{O < T < X} |I - X^{-\frac{1}{2}} T X^{-\frac{1}{2}}|^{\eta - \frac{p+1}{2}} f(T) dT, \Re(\eta) > \frac{p-1}{2} \\ &= \int_{O < T < X} |X - T|^{\eta - \frac{p+1}{2}} f(T) dT = \Gamma_p(\eta) \circ D_X^{-\eta} f \end{aligned} \quad (57)$$

where $\circ D_X^{-\eta}$ is the matrix-variate extension of the standard left-sided Reimann-Liouville fractional integral and is defined as

$$\circ D_X^{-\eta} f = \frac{1}{\Gamma_p(\eta)} \int_{O < T < X} |X - T|^{\eta - \frac{p+1}{2}} f(T) dT, \Re(\eta) > \frac{p-1}{2}. \quad (58)$$

When $p = 1$ in (56), one can obtain the scalar version of the pathway fractional integral operator, see Seema Nair (2009) and is defined by the following:

Let $f(x) \in L(a, b)$, $\eta \in C$, $\Re(\eta) > 0$, $a > 0$ and $\alpha < 1$, then

$$(P_{0_+}^{(\eta,\alpha)} f)(x) = x^{\eta-1} \int_0^{\lfloor \frac{x}{a(1-\alpha)} \rfloor} \left[1 - \frac{a(1-\alpha)t}{x}\right]^{\frac{\eta}{(1-\alpha)}-1} f(t) dt, \quad (59)$$

where α is the pathway parameter and $f(t)$ is an arbitrary function. In Seema Nair (2009), it is shown that as $\alpha \rightarrow 1_-$, (59) takes the form of Laplace transform of the arbitrary function $f(t)$. Again when $\alpha = 0$, $a = 1$, (59) reduces to the left-sided Reimann-Liouville fractional integral operator. By the way an idea of thicker or thinner tail model associated with Mittag-Leffler function is obtained. As a result, generalized gamma Mittag-Leffler density can be obtained as a limiting case of pathway operator. It is also shown that under the conditions $\alpha = 0$, $a = 1$ and as $f(t)$ changes to ${}_2F_1(\eta + \beta, -\gamma; \eta; 1 - \frac{t}{x})f(t)$, (59) yields the Saigo fractional integral operator. Thus we can obtain all the generalizations, like Saigo (1978), Erdélyi-Kober [(1954), (1940)], etc., of left-sided fractional integrals by suitable substitutions, so that we call it the pathway fractional operator, a path through

α , leading to the above known fractional operators.

The importance of the operator is that a connection is established to wide classes of statistical distributions, to several types of situations in physics, chemistry, to the input-output situations in social sciences, in reaction-diffusion problems etc. The pathway parameter α establishes a path of going from one family of distributions to another family and to different classes of distributions. Thus, the pathway fractional operator, will enable us to derive a number of results covering wide range of distributions. The “fractional integration” nature of the operator will then extend the corresponding results to wider ranges, where when the pathway parameter α goes to 1 the corresponding results on generalized gamma type functions are obtained.

Acknowledgements

Authors acknowledge gratefully the encouragement given by Professor A. M. Mathai, Department of Mathematics and Statistics, McGill University, Montreal, Canada H3A 2K6.

References

- Anderson, W. J., Haubold, H. J. & Mathai A. M. (1994). Astrophysical thermonuclear functions. *Astrophysics and Space Science*, 214, 49-70.
- Beck, C. (2006). Stretched exponentials from superstatistics. *Physica A*, **365**, 96-101.
- Beck, C. & Cohen, E.G.D. (2003). Superstatistics. *Physica A*, 322, 267-275.
- Erdélyi, A., Magnus, W., Oberhettinger F. and Tricomi, F.G. (1953). *Higher Transcendental Functions*, Vol.1, McGraw-Hill, New York.
- Haubold, H. J. & John, R. W. (1978). On the evaluation of an integral connected with the thermonuclear reaction rate in the closed form. *Astronomische Nachrichten*, 299, 225-232.
- Haubold, H.J. & Mathai, A.M. (1995). A heuristic remark on the periodic variation in the number of solar neutrinos detected on Earth. *Astrophysics and Space Science*, 228, 113-134.
- Haubold, H.J. & Mathai, A.M. (2000). The fractional kinetic equation and thermonuclear functions. *Astrophysics and Space Science*, 273, 53-63.
- Haubold, H.J. & Kumar, D. (2008). Extension of thermonuclear functions through the pathway model including Maxwell-Boltzmann and Tsallis distributions. *Astroparticle Physics*, **29**, 70-76.

- Haubold, H.J., Kumar, D., Nair, S.S. & Joseph, D.P. (2010). Special functions and pathways for problems in astrophysics: An essay in honor of A.M. Mathai. *Fractional Calculus & Applied Analysis*, **13**, 133-158.
- Honerkamp, J. (1994). *Stochastic Dynamical Systems: Concepts, Numerical Methods, Data Analysis*. VCH Publishers, New York.
- Jacob, Joy; Jose, K.K. & Mathai, A.M. (2004). Some properties of real matrix-variate inverted generalized Dirichlet integral. *Journal of the Indian Academy of Mathematics*, **26(1)**, 175-189.
- Jacob, Joy, Sebastian George & Mathai, A.M. (2005). Some properties of complex matrix-variate generalized Dirichlet integrals. *Proceedings of the Indian Academy of Sciences*, **15(3)**, 1-9.
- Joseph, D. P. (2009). Gamma distribution and extensions by using pathway idea. *Statistical Papers* (accepted), DOI 10.1007/s00362-009-0231-y.
- Joseph, D. P. & Haubold, H. J. (2009). Extended reaction rate integral as solutions of some general differential equations. *Astrophysics and Space Science* (Proceedings), 41-52.
- Kilbas, A.A. & Kumar, D. (2009). On generalized Krätzel functions. *Integral transforms and Special functions*, **20(11)**, 836-845.
- Kilbas, A. A. & Shlapakov, S. A. (1993). On Bessel-type integral transformation and its compositions with integral and differential operators. *Dokl. Akad. Nauk Belarusi*, **(37)4**, 10-14.
- Kilbas, A.A., Saxena, R.K. & Trujillo, J.J. (2006). Krätzel function as a function of hypergeometric type. *Fractional Calculus and Applied Analysis*, **(9)2**, 109-130.
- Kober, H. (1940). On fractional integrals and derivatives. *Quar. J. Math., Oxford Series*, II, 193-211.
- Krätzel, E. (1979). Integral transformations of Bessel type. *Generalized functions and Operational Calculus, Proc. Conf. Varna, Bulg. Acad. Sci. Sofia*, 148-465.
- Kumar, D. (2009). Type-2 P-transforms. *Proceedings of AMADE-09*, Minsk, Belarus.
- Kurian, K.M., Kurian, Benny; & Mathai, A.M. (2004). A matrix-variate extension of inverted Dirichlet integral. *Proceedings of the National Academy of Sciences (India)*, **74(A)II**, 1-10.
- Mathai, A.M. (1993). *A Handbook of Generalized Special Functions for Statistical and Physical Sciences*. Clarendon Press, Oxford.
- Mathai, A.M. (1993a). On non-central generalized Laplacianness of quadratic forms in normal variables. *Journal of Multivariate Analysis*, **45**, 239-246.
- Mathai, A.M. (1993b). The residual effect of a growth-decay mechanism and the distributions of covariance structures. *The Canadian Journal of Statistics*, **21(3)**, 277-283.
- Mathai, A.M. (1997). *Jacobians of Matrix Transformations and Functions of Matrix Argument*, World Scientific Publishing, New York.
- Mathai, A.M. (2005). A Pathway to matrix-variate gamma and normal densities. *Linear Algebra and Its Applications*, **396**, 317-328.
- Mathai, A.M. (2007). Random volumes under a general matrix-variate model, *Linear Algebra and Its Applications*, **425**, 162-170.
- Mathai, A.M. (2009). Fractional integrals in the matrix-variate cases and connection to statistical distributions. *Integral Transforms and Special Functions*, **20(12)**, 871-882.
- Mathai, A. M. (2010). Some properties of Mittag- Leffler functions and matrix variate analogues: a statistical perspective. *Fractional Calculus & Applied Analysis*, **30(2)**, 113-132.
- Mathai, A.M. & Haubold, H.J (1988). *Modern Problems in Nuclear and Neutrino Astrophysics*, Akademic-Verlag Berlin.

- Mathai, A.M. & Haubold, H.J (2002). Review of Mathematical techniques applicable in astrophysical reaction rate theory. *Astrophysics and Space Science*, **282**, 265-280.
- Mathai, A.M. & Haubold, H.J. (2007). Pathway model Pathway model, superstatistics Tsallis statistics and a generalized measure of entropy. *Physica A*, **375**, 110-122.
- Mathai, A.M. & Haubold, H.J. (2007a). On generalized entropy measures and pathways. *Physica A: Statistical Mechanics and its Applications*. **385**, 493-500.
- Mathai, A.M. & Haubold, H.J. (2008). Pathway parameter and thermonuclear functions. *Physica A: Statistical Mechanics and its Applications* **387**, 2462-2470.
- Mathai, A.M. & Haubold, H.J. (2010). A pathway from bayesian statistical analysis to superstatistics. arXiv:1011.5658v1 [cond-mat.stat-mech] 25 Nov 2010 A.
- Mathai, A.M. & Provost, S.B. (1992). *Quadratic Forms in Random Variables: Theory and Applications*, Marcel Dekker, New York.
- Mathai, A.M. & Provost, S.B. (2005). Some complex matrix-variate statistical distributions on rectangular matrices. *Linear Algebra and Its Applications*, **410**, 198-216.
- Mathai, A.M., Provost, S.B. & Hayakawa, T. (1995). *Bilinear Forms and Zonal Polynomials, Lecture Notes*, Springer-Verlag, New York.
- Mathai, A.M., Saxena, R.K. & Haubold, H. J. (2010). *The H-function Theory and Applications*, Springer, New York, London and Sidney.
- Mathai, A.M. & Rathie, P.N. (1975). *Basic Concepts in Information Theory and Statistics: Axiomatic Foundations and Applications*, Wiley Halsted, New York and Wiley Eastern, New Delhi.
- Pillai, R.N. (1990). On Mittag-Leffler functions and related distributions. *Ann. Inst. Statist. Math.*, **42**, 157-161.
- Saigo, M. (1978). A remark on integral operators involving the Gauss hypergeometric functions. *Math. Rep. Kyushu Univ.*, **11**, 135-143.
- Sebastian, N. (2009). A generalized gamma model associated with Bessel function and its applications in statistical mechanics. *Proceedings of AMADE-09*, Proceedings of Institute of Mathematics, Belarus.
- Sebastian, N. (2011). A generalized multivariate gamma model associated with Bessel function. *Integral transforms and Special functions*, **22(9)**, 631-645.
- Seema Nair, S., (2009). Pathway fractional integration operator. *Fractional Calculus and Applied Analysis*, **12(3)**, 237-252.
- Seema Nair, S., (2011). Pathway fractional integral operator and matrix-variate functions. *Integral Transforms and Special Functions*, **22(3)**, 233-244.
- Seema Nair, S. and Kattuveltil, A. (2010). Some remarks on the paper On the q -type distributions . *Astrophysics and Space Science* (Proceedings), 11-15.
- Shanoja Naik, R. (2008). *Pathway Distributions, Autoregressive Processes and their Applications*, Thesis.
- Thomas, S., Thannippara, A. and Mathai, A.M. (2008). On a matrix-variate generalized type-2 Dirichlet model. *Advances and Applications in Statistics*, **8(1)**, 37-56.
- Tsallis, C. (1988). Possible generalizations of Boltzmann-Gibbs statistics. *Journal of Statistical Physics*, **52**, 479-487.
- Tsallis, C. (2004). What should a statistical mechanics satisfy to reflect nature? *Physica D*, **193**, 3-34.