

Cryptanalyzing a RGB image encryption algorithm based on DNA encoding and chaos map

Yuansheng Liu^{a,*}

^aCollege of Information Engineering, Xiangtan University, Xiangtan 411105, Hunan, China

Abstract

Recently, a RGB image encryption algorithm based on DNA encoding and chaos map has been proposed. It was reported that the encryption algorithm can be broken with four pairs of chosen plain-images and the corresponding cipher-images. This paper re-evaluates the security of the encryption algorithm, and finds that the encryption algorithm can be broken efficiently with only one known plain-image. The effectiveness of the proposed known-plaintext attack is supported by both rigorous theoretical analysis and experimental results. In addition, two other security defects are also reported.

Keywords: image encryption, cryptanalysis, known-plaintext attack

1. Introduction

With the development of communication and social networking technologies, especially the popularity of smart phones, image transmission over network occur more and more frequently. Correspondingly, the security of digital images becomes more and more important. The traditional text encryption techniques cannot protect images efficiently because of the fundamental characteristics of images, such as bulk data capacity and high correlation among pixels. The intrinsic features of chaos, such as ergodicity, mixing property, sensitivity to initial conditions and control parameters [1], attract researchers to consider chaos as a novel way to design secure and efficient encryption algorithms [2, 3, 4, 5, 6, 7]. Meanwhile, some cryptanalysis work [8, 9, 10, 11, 12, 13] have been found many of them have security problems from the modern cryptographical point view.

Due to the vast parallelism and extraordinary information density exclusive characteristic of DNA molecule, and the rapid development of DNA computing [14], DNA cryptography [15, 16] has infiltrated into the field of cryptography. A number of image encryption algorithms with the idea of combining chaos and DNA computing have been developed [17, 18, 19, 20, 21, 22, 23]. The kernel of these algorithms is DNA encoding and DNA computing which include some biological operations and algebra operations on DNA sequence, such as the complementary rule of bases

[23, 24], DNA addition [19, 20, 18], DNA exclusive OR operation [21, 22]. Recent cryptanalysis results [25] have shown that the algorithm proposed in [23] is non-invertible and insecure against chosen-plaintext attack. Zhang et al. [26] found that the encryption algorithm proposed in [22] can be broken by choosing $(4mn/3 + 1)$ pairs of plain-images, where mn is the size of the plain-image.

In [27], a RGB image encryption algorithm based on DNA encoding and chaos map was proposed. Shortly after the publication of the encryption algorithm, Özkaynak et al. [28] found that the encryption algorithm is insecure against chosen-plaintext attack and the equivalent secret key of the encryption algorithm can be obtained by four chosen plain-images. This paper re-evaluates the security of the image encryption algorithm proposed in [27], and discovers the following security problems: (1) the equivalent secret key of the encryption algorithm can be reconstructed with only one pair of known-plaintext/ciphertext; (2) encryption results are not sensitive with respect to changes of the plain-images/secret key.

The remaining of the paper is organized as follows. In the next section, we will give a detailed introduction of the image encryption algorithm under study. Section 3 describes the proposed known-plaintext attack in detail with some experimental results and reports the other two security defects. The last section concludes the paper.

2. The image encryption algorithm under study

The plaintext of the encryption algorithm under study is a RGB color image of size $H \times W$ (height×width), which

*Corresponding author.

Email address: yyuanshengliu@gmail.com (Yuansheng Liu)

Table 1: Eight DNA map rules.

1	2	3	4	5	6	7	8
0-A	0-A	0-C	0-C	0-G	0-G	0-T	0-T
1-C	1-G	1-A	1-T	1-A	1-T	1-C	1-G
2-G	2-C	2-T	2-A	2-T	2-A	2-G	2-C
3-T	3-T	3-G	3-G	3-C	3-C	3-A	3-A

Table 2: DNA addition and subtraction operation.

+	A	T	C	G	-	A	T	C	G
A	T	G	A	C	A	C	G	A	T
T	G	C	T	A	T	A	C	T	G
C	A	T	C	G	C	G	T	C	A
G	C	A	G	T	G	T	A	G	C

is scanned in the raster order and represented as a one dimensional sequence $\mathbf{I} = \{I_i\}_{i=1}^L = \{(R_i, G_i, B_i)\}_{i=1}^L$, where $L = H \times W$. Then, a sequence $\mathbf{I}_b = \{(r_i, g_i, b_i)\}_{i=1}^{4L}$ is constructed, where $(\sum_{k=0}^3 r_{4-i-k} \cdot 4^k, \sum_{k=0}^3 g_{4-i-k} \cdot 4^k, \sum_{k=0}^3 b_{4-i-k} \cdot 4^k) = (R_i, G_i, B_i)$. The cipher operates on \mathbf{I}_b and gets $\mathbf{I}'_b = \{(r'_i, g'_i, b'_i)\}_{i=1}^{4L}$. Finally, the cipher-image $\mathbf{I}' = \{I'_i\}_{i=1}^L = \{(R'_i, G'_i, B'_i)\}_{i=1}^L$ is obtained via $(R'_i, G'_i, B'_i) = (\sum_{k=0}^3 r'_{4-i-k} \cdot 4^k, \sum_{k=0}^3 g'_{4-i-k} \cdot 4^k, \sum_{k=0}^3 b'_{4-i-k} \cdot 4^k)$. In the encryption algorithm DNA coding rule performed as a part of secret key and DNA addition operation is used to confuse the DNA sequences. Eight DNA map rules that satisfy the Watson-Crick complement rule and the detail of addition and subtraction operations are shown in Table 1 and Table 2, respectively. With these preliminary introduction, the image encryption algorithm under study can be described in detail as follows¹.

- The secret key is composed of two DNA map rules $k_1, k_2 \in [1, 8]$, and two sets of initial condition and control parameter of the logistic map

$$x_{i+1} = \mu \cdot x_i \cdot (1 - x_i), \quad (1)$$

$(x_0, \mu_0), (x'_0, \mu'_0)$, where $x_0, x'_0 \in (0, 1)$, and $\mu_0, \mu'_0 \in (3.569945, 4)$.

- The initialization procedure

(1) Iterate the logistic map (1) $4L$ times to obtain a chaotic states sequence $\{S_i\}_{i=1}^{4L}$ with the set of initial

condition and control parameter (x_0, μ_0) . For $i = 1 \sim 4L$, set

$$z_i = \begin{cases} 0, & \text{if } 0 < S_i \leq 0.5, \\ 1, & \text{if } 0.5 < S_i < 1. \end{cases}$$

(2) Iterate the logistic map (1) L times to obtain a chaotic states sequence $\{S'_i\}_{i=1}^L$ with the set of initial condition and control parameter (x'_0, μ'_0) . For $i = 1 \sim L$, set

$$T_i = (\lfloor S'_i \times 10^5 \rfloor) \bmod 256,$$

where $\lfloor x \rfloor$ round x to the nearest integers less than or equal to x . Then, a sequence $\{t_i\}_{i=1}^{4L}$ can be constructed, where $\sum_{k=0}^3 t_{4-i-k} \cdot 4^k = T_i$.

- The encryption procedure consists of the following five steps.

– Step (a) Encoding. The DNA map rule k_1 is employed to encode \mathbf{I}_b and then get a DNA sequence $\{(D_i^r, D_i^g, D_i^b)\}_{i=1}^{4L}$.

– Step (b) Addition. For $i = 1 \sim 4L$, set

$$(N_i^r, N_i^g, N_i^b) = (D_i^r + D_i^g, D_i^g + D_i^b, N_i^g + D_i^b).$$

– Step (c) Complement. For $i = 1 \sim 4L$, set

$$(R_i^r, R_i^g, R_i^b) = \begin{cases} (N_i^r, N_i^g, N_i^b), & \text{if } z_i = 0, \\ (F(N_i^r), F(N_i^g), F(N_i^b)), & \text{if } z_i = 1, \end{cases}$$

where

$$F(X) = \begin{cases} T, & \text{if } X = A, \\ C, & \text{if } X = G, \\ G, & \text{if } X = C, \\ A, & \text{if } X = T. \end{cases} \quad (2)$$

– Step (d) Decoding. Decode $\{(R_i^r, R_i^g, R_i^b)\}_{i=1}^{4L}$ to get a sequence $\mathbf{I}^* = \{(r_i^*, g_i^*, b_i^*)\}_{i=1}^{4L}$ with the DNA map rule k_2 .

– Step (e) Masking. For $i = 1 \sim 4L$, set

$$(r'_i, g'_i, b'_i) = (r_i^* \oplus t_i, g_i^* \oplus t_i, b_i^* \oplus t_i), \quad (3)$$

where \oplus denotes the bitwise exclusive OR operation.

¹ To simplify the description of the encryption algorithm under study, some notations in the original paper [27] are modified under the condition that the encryption algorithm is not changed.

111 • The decryption procedure is the simple reversion of
112 the above encryption procedure.

113 3. Cryptanalysis

114 3.1. Known-plaintext attack

115 The known-plaintext attack is a cryptanalysis model
116 which the attacker has some samples of both the plaintext
117 and the corresponding ciphertext. The goal of the attack
118 is to reveal some secret information, such as secret keys
119 and/or its equivalent ones. Strength of the encryption algo-
120 rithm against the known-plaintext attack is one of the most
121 important factors to evaluate its security. Under the known-
122 plaintext attack, the image algorithm under study can be
123 broken with only one plain-image and its corresponding
124 cipher-image.

125 Before introducing the known-plaintext attack, two prop-
126 erties of the encryption algorithm are given, which are the
127 core of the proposed attack.

128 **Property 1.** The encryption procedures of Step (c) to Step
129 (e) are equivalent to the following operation:

$$130 (r'_i, g'_i, b'_i) = (f_i(N_i^r), f_i(N_i^g), f_i(N_i^b)),$$

131 where $i \in [1, 4L]$ and f_i is a bijective $f_i : \{A, G, C, T\} \rightarrow$
132 $\{0, 1, 2, 3\}$, and f_i is equivalent to a DNA map rule.

133 *Proof.* (1) From Eq. (2), one can know that the operation
134 of Step (c) Complement is a bijective $g_i^1 : \{A, G, C, T\} \rightarrow$
135 $\{A, G, C, T\}$. (2) From table 1, one can consider the opera-
136 tion of Step (d) Decoding as a bijective $g_i^2 : \{A, G, C, T\} \rightarrow$
137 $\{0, 1, 2, 3\}$. (3) From Eq. (3), one can see that the opera-
138 tion of Step (e) Masking is a bijective $g_i^3 : \{0, 1, 2, 3\} \rightarrow$
139 $\{0, 1, 2, 3\}$. According to the above three, one can obtain the
140 conclusion that the encryption operations of Step (c) to Step
141 (e) are bijection $f_i = g_i^3 \circ g_i^2 \circ g_i^1$, where $f_i : \{A, G, C, T\} \rightarrow$
142 $\{0, 1, 2, 3\}$. Note that, the three bijective g_i^1, g_i^2 and g_i^3 are
143 satisfy the Watson-Crick complement rule. Therefore, f_i
144 is equivalent to a DNA map rule. Thus, this property is
145 proved. \square

146 **Property 2.** If $N_i^g = N_i^b$, one has $D_i^b = C$.

147 *Proof.* The Step (b) Addition shows that $D_i^b = N_i^b - N_i^g$.
148 From the subtraction operation of Table 2, one has $D_i^b =$
149 C . Thus, this property is proved. \square

150 From Property 1, one knows that a sequence of DNA
151 map rule $\{h_i\}_{i=1}^{4L}$ is the equivalent secret key about k_2 , $\{z_i\}_{i=1}^{4L}$
152 and $\{t_i\}_{i=1}^{4L}$. Then, the seemingly complex encryption proce-
153 dures of Step (c) to Step (e) are equivalent to the following
simple decoding step:

155 • Decoding. For $i = 1 \sim 4L$, carry out the DNA map
156 rule h_i to decode N_i^r, N_i^g and N_i^b as r'_i, g'_i and b'_i , re-
157 spectively.

Obviously, N_i^r, N_i^g and N_i^b are decoded with the same DNA
map rule h_i . Making use of Property 2, we only need to
find a element (r'_i, g'_i, b'_i) , which satisfies $g'_i = b'_i$, then one
can derive the result that b_i maps to C . We denote the rela-
tionship between C and b_i as $\text{Map}(C) = b_i$. As C and G are
complementary, $\text{Map}(G) = (3 - \text{Map}(C))$. Then, one can
obtain the scope of k_1 ,

$$164 k_1 \in \begin{cases} \{3, 4\}, & \text{if } \text{Map}(C) = 0, \\ \{1, 7\}, & \text{if } \text{Map}(C) = 1, \\ \{2, 8\}, & \text{if } \text{Map}(C) = 2, \\ \{5, 6\}, & \text{if } \text{Map}(C) = 3, \end{cases} \quad 165$$

and 166

$$\{\text{Map}(A), \text{Map}(T)\} = \{0, 1, 2, 3\} \setminus \{\text{Map}(C), \text{Map}(G)\}. \quad 167$$

Table 3 shows the values of (D_i^r, D_i^g, D_i^b) and its correspond-
ing (N_i^r, N_i^g, N_i^b) can distinguish $\text{Map}(A)$ from $\text{Map}(T)$. For
example, assume that one has $(r_j, g_j, b_j) = (\text{Map}(C), x, x)$,
where $x \in \{\text{Map}(A), \text{Map}(T)\}$ and its corresponding
 (D_j^r, D_j^g, D_j^b) is (C, A, A) or (C, T, T) . If we find that $r'_j = b'_j$,
then one has $\text{Map}(T) = x$, otherwise $\text{Map}(A) = x$. By ob-
serving the Table 3, we can know that when (D_j^r, D_j^g, D_j^b)
have the form shown in Table 3, $r'_j = b'_j$ is the important
condition to distinguish $\text{Map}(A)$ from $\text{Map}(T)$. 176

Once k_1 has been confirmed, one can obtain $\{h_i\}_{i=1}^{4L}$. The
above analysis shows that h_i can be determined if and only
if at least one of the three sets, $\{N_i^r, N_i^g\}$, $\{N_i^r, N_i^b\}$ and
 $\{N_i^g, N_i^b\}$, in the set $\{\{A, G\}, \{A, C\}, \{T, G\}, \{T, C\}\}$. One has
the set \mathbf{R} , where 181

$$182 \mathbf{R} = \{(T, A, A), (G, G, C), (C, G, G), (A, A, T), \\ (G, C, G), (C, G, C), (A, T, A), (T, A, T), \\ (C, C, G), (A, T, T), (T, T, A), (G, C, C), \\ (A, A, A), (T, T, T), (G, G, G), (C, C, C)\}. \quad 182$$

Therefore, if $(N_i^r, N_i^g, N_i^b) \in \mathbf{R}$, h_i cannot be determined.
To help determine $\{h_i\}_{i=1}^{4L}$ completely, we make use of the
following property. 185

Property 3. Given the value of k_2 , the scope of h_i can be
narrowed via 187

$$188 h_i \in \begin{cases} \{1, 3, 6, 8\}, & \text{if } k_2 \in \{1, 3, 6, 8\}, \\ \{2, 4, 5, 7\}, & \text{if } k_2 \in \{2, 4, 5, 7\}. \end{cases} \quad (4)$$

189 *Proof.* It is easy to obtain Eq. (4) from Table 4, which lists
190 the values of h_i with all possible different values of z_i, k_2
154191 and t_i . The proof is thus completed. \square

Table 3: The values of (D_i^r, D_i^g, D_i^b) and its corresponding (N_i^r, N_i^g, N_i^b) can distinguish $\text{Map}(A)$ from $\text{Map}(T)$.

(D_i^r, D_i^g, D_i^b)	(N_i^r, N_i^g, N_i^b)	(D_i^r, D_i^g, D_i^b)	(N_i^r, N_i^g, N_i^b)	(D_i^r, D_i^g, D_i^b)	(N_i^r, N_i^g, N_i^b)
(C, A, A)	(A, T, G)	(T, G, A)	(A, C, A)	(A, A, G)	(T, C, G)
(C, T, T)	(T, C, T)	(A, G, T)	(C, A, G)	(T, T, G)	(C, A, C)
(C, A, T)	(A, G, A)	(A, C, T)	(A, T, C)	(A, T, G)	(G, A, C)
(C, T, A)	(T, G, C)	(T, C, A)	(T, A, T)	(T, A, G)	(G, C, G)
(C, C, A)	(C, A, T)	(A, G, G)	(C, T, A)	(A, A, T)	(T, G, A)
(C, C, T)	(C, T, C)	(T, G, G)	(A, T, A)	(T, T, A)	(C, G, C)
(C, G, A)	(G, C, A)	(A, C, G)	(A, G, T)	(A, T, T)	(G, C, T)
(C, G, T)	(G, A, G)	(T, C, G)	(T, G, T)	(T, A, A)	(G, T, G)

Table 4: The value of h_i corresponding to the values of z_i, k_2 and t_i .

k_2	$z_i = 0$				$z_i = 1$			
	$t_i = 0$	$t_i = 1$	$t_i = 2$	$t_i = 3$	$t_i = 0$	$t_i = 1$	$t_i = 2$	$t_i = 3$
1	1	3	6	8	8	6	3	1
2	2	5	4	7	7	4	5	2
3	3	1	8	6	6	8	1	3
4	4	7	2	5	5	2	7	4
5	5	2	7	4	4	7	2	5
6	6	8	1	3	3	1	8	6
7	7	4	5	2	2	5	4	7
8	8	6	3	1	1	3	6	8

Referring to Property 3, one can see that if we know the scope of k_2 and one of the $\text{Map}(A), \text{Map}(G), \text{Map}(T)$ and $\text{Map}(C)$, h_i can be determined via checking Table 1.

Assume that a plain-image $\mathbf{I} = \{I_i\}_{i=1}^L$ and the corresponding cipher-image $\mathbf{I}' = \{I'_i\}_{i=1}^L$ are available, and then we can obtain $\mathbf{I}_b = \{(r_i, g_i, b_i)\}_{i=1}^{4L}$ and $\mathbf{I}'_b = \{(r'_i, g'_i, b'_i)\}_{i=1}^{4L}$. The detailed procedure of recover k_1 and $\{h_i\}_{i=1}^{4L}$ can be described as follows.

- **Step 1:** Search for a element in \mathbf{I}'_b whose value satisfies $g'_{i_0} = b'_{i_0}$, and then obtain $\text{Map}(C) = b_{i_0}$, $\text{Map}(G) = 3 - b_{i_0}$.
- **Step 2:** Search for a element in \mathbf{I}_b whose corresponding $(D_{i_1}^r, D_{i_1}^g, D_{i_1}^b)$ has the form as the Table 3 shown, and then obtain $\text{Map}(A)$. Thus, the value of k_1 is recovered and we can further obtain the DNA sequence $\{(N_{i_1}^r, N_{i_1}^g, N_{i_1}^b)\}_{i=1}^{4L}$.
- **Step 3:** Search for a element in $\{(N_{i_1}^r, N_{i_1}^g, N_{i_1}^b)\}_{i=1}^{4L}$ whose value satisfies at least one of the three sets $\{N_{i_2}^r, N_{i_2}^g\}$, $\{N_{i_2}^r, N_{i_2}^b\}$ and $\{N_{i_2}^g, N_{i_2}^b\}$ in the set $\{\{A, G\}, \{A, C\}, \{T, G\}, \{T, C\}\}$, and then obtain the scope of k_2 .
- **Step 4:** For $i = 1 \sim 4L$, get h_i according to the scope of k_2, N_i^r and r'_i .

Now, let's analyze the performance of the above attack. We know that (r_i, g_i, b_i) has only $4^3 = 64$ different values, among them, there are $4 \times 4 = 16$ kinds of (r_i, g_i, b_i) can

be used to determine $\text{Map}(C)$, and 24 kinds of (r_i, g_i, b_i) can be used to derive $\text{Map}(A)$, otherwise, the scope of k_2 can be determined by $64 - |\mathbf{R}| = 48$ kinds of (r_i, g_i, b_i) . As the plaintext is chosen from natural images, the value of pixels follows Gaussian distribution. Thus, one can assure that the value of k_1 and the scope of k_2 can be determined with an very extremely high probability. The computational complexity of the attack is $O(4L)$.

To verify the feasibility of the above known-plaintext attack, some experiments were performed with plain-images of size 256×256 (height \times width). The same secret key used in [27, Sec. 4] was adopted: $k_1 = 1, k_2 = 7, (x_0, \mu_0) = (0.501, 3.81)$ and $(x'_0, \mu'_0) = (0.401, 3.68)$. Figure 1 shows a plain-image ‘‘Peppers’’ and the corresponding cipher-image. We can get the equivalent secret key k_1 and $\{h_i\}_{i=1}^{4L}$. Finally, the obtained equivalent secret key is used to decrypt another cipher-image encrypted by the same secret key, as shown in Fig. 2(a), and the recovery result is shown in Fig. 2(b), which is identical with the original plain-image.

3.2. Two other security defects

- *Low Sensitivity with Respect to Changes of Plaintext*

It is suggested in [1, Sec. 4] that a new cryptosystem should be sensitive with respect to plaintext. But




Figure 1: One known plain-image and the corresponding cipher-image: (a) known plain-image "Peppers"; (b) cipher-image of Fig. 1(a).




Figure 2: known-plaintext attack: (a) cipher-image of plain-image "Lenna"; (b) the recovered image of Fig. 2(a).

242 the image encryption algorithm under study is actually
 243 very far from the desired property. As well known
 244 in cryptography, the property is termed as avalanche
 245 effect. The desired property is especially important
 246 for secure image encryption algorithms since image
 247 and its watermarked versions, which a slight change
 248 of the original image, are encrypted often at the same
 249 time. This avalanche effect is quantitatively measured
 250 by how many ciphertext bits will change when only
 251 one plaintext bit is modified. As there is no diffusion
 252 operation to spread the changes out to influence more
 253 bits of the different location in corresponding cipher-
 254 image, the encryption algorithm under study can not
 255 reach the desired state. Obviously, we can easily find
 256 that change of a single bit of plain-image can influence
 257 four bits of the corresponding cipher-image at most.

258 • *Low Sensitivity with Respect to Changes of Secret Key*

259 In [27, Sec. 5.1.2], the author claimed that the im-
 260 age encryption algorithm under study has the secret
 261 key sensitivity. However, this claim is question-
 262 able as following reasons: (1) the encryption pro-
 263 cedures of *Step (c)* to *Step (e)* are equivalent to a

264 simple decoding procedure; (2) the confusion proce-
 265 dure *Step (b) Addition* is independent to secret key;
 266 (3) strong redundancy exists among neighboring pix-
 267 els and the correlations between R , G , B compo-
 268 nents. To show this defect clearly, a randomly se-
 269 cret key $k_1 = 2, k_2 = 5$, $(x_0, \mu_0) = (0.611, 3.781)$ and
 270 $(x'_0, \mu'_0) = (0.301, 3.78)$ are used to decrypt the cipher-
 271 image shown in Fig. 2(a), and the result is shown in
 272 Fig. 3(a). Considering that human eyes have a pow-
 273 erful capability of correcting errors and recognizing
 274 significant information. It is found that some visual
 275 information contained in Fig. 3(a), although none of
 276 pixels are correct in value.




Figure 3: Key sensitivity test: (a) the error key recovered plain-image from the image shown in Fig. 2(a); (b) R component of the recovered image; (c) G component of the recovered image; (d) B component of the recovered image.

277 **4. Conclusion**

278 This paper re-evaluated the security of a RGB image en-
 279 cryption algorithm based on DNA encoding and chaos map
 280 proposed in [27]. It was found that the seemingly complex
 281 encryption algorithm can be effectively broken with only
 282 one known plain-image. Detailed cryptanalytic investiga-
 283 tions are given and some experiments are made to verify
 the feasibility of the proposed known-plaintext attack. In
 addition, some other security weaknesses of the encryption

algorithm was also shown. Therefore, we suggest not using it in applications that requires a high level of security.

References

- [1] G. Álvarez, S. Li, Some basic cryptographic requirements for chaos-based cryptosystems, *International Journal of Bifurcation and Chaos* 16 (8) (2006) 2129–2151.
- [2] J. Fridrich, Symmetric ciphers based on two-dimensional chaotic maps, *International Journal of Bifurcation and Chaos* 8 (06) (1998) 1259–1284.
- [3] G. Chen, Y. Mao, C. K. Chui, A symmetric image encryption scheme based on 3D chaotic cat maps, *Chaos, Solitons & Fractals* 21 (3) (2004) 749–761.
- [4] N. Masuda, G. Jakimoski, K. Aihara, L. Kocarev, Chaotic block ciphers: from theory to practical algorithms, *Circuits and Systems I: Regular Papers, IEEE Transactions on* 53 (6) (2006) 1341–1352.
- [5] J. Chen, J. Zhou, K.-W. Wong, A modified chaos-based joint compression and encryption scheme, *Circuits and Systems II: Express Briefs, IEEE Transactions on* 58 (2) (2011) 110–114.
- [6] C. Zhu, A novel image encryption scheme based on improved hyperchaotic sequences, *Optics Communications* 285 (1) (2012) 29–37.
- [7] G. Jakimoski, L. Kocarev, Chaos and cryptography: block encryption ciphers based on chaotic maps, *Circuits and Systems I: Fundamental Theory and Applications, IEEE Transactions on* 48 (2) (2001) 163–169.
- [8] C. Li, Y. Liu, T. Xie, M. Z. Chen, Breaking a novel image encryption scheme based on improved hyperchaotic sequences, *Nonlinear Dynamics* (2012) 1–7.
- [9] C. Li, M. Z. Chen, K.-T. Lo, Breaking an image encryption algorithm based on chaos, *International Journal of Bifurcation and Chaos* 21 (07) (2011) 2067–2076.
- [10] C. Li, S. Li, M. Asim, J. Nunez, G. Alvarez, G. Chen, On the security defects of an image encryption scheme, *Image and Vision Computing* 27 (9) (2009) 1371–1381.
- [11] E. Solak, C. Çokal, O. T. Yildiz, T. Biyikoğlu, Cryptanalysis of Fridrich's chaotic image encryption, *International Journal of Bifurcation and Chaos* 20 (05) (2010) 1405–1413.
- [12] S. Li, C. Li, G. Chen, K.-T. Lo, Cryptanalysis of the RCES/RSES image encryption scheme, *Journal of Systems and Software* 81 (7) (2008) 1130–1143.
- [13] R. Rhouma, E. Solak, S. Belghith, Cryptanalysis of a new substitution–diffusion based image cipher, *Communications in Nonlinear Science and Numerical Simulation* 15 (7) (2010) 1887–1892.
- [14] J. Watada, R. binti Abu Bakar, DNA computing and its applications, in: *Intelligent Systems Design and Applications, 2008. ISDA '08. Eighth International Conference on, Vol. 2, 2008*, pp. 288–294.
- [15] G. Xiao, M. Lu, L. Qin, X. Lai, New field of cryptography: DNA cryptography, *Chinese Science Bulletin* 51 (12) (2006) 1413–1420.
- [16] Y. Zhang, L. H. B. Fu, Research on DNA cryptography, in: *APPLIED CRYPTOGRAPHY AND NETWORK SECURITY, 2012*, p. 357.
- [17] A. Awad, A. Miri, A new image encryption algorithm based on a chaotic DNA substitution method, in: *Communications (ICC), 2012 IEEE International Conference on, IEEE, 2012*, pp. 1011–1015.
- [18] R. Soni, A. Johar, An encryption algorithm for image based on DNA sequence addition operation, *World Journal of Science and Technology* 2 (3).
- [19] Q. Zhang, X. Wei, A novel couple images encryption algorithm based on DNA subsequence operation and chaotic system, *Optik-International Journal for Light and Electron Optics* 124 (23) (2013) 6276–6281.
- [20] X. Wei, L. Guo, Q. Zhang, J. Zhang, S. Lian, A novel color image encryption algorithm based on DNA sequence operation and hyperchaotic system, *Journal of Systems and Software* 85 (2) (2012) 290–299.
- [21] Q. Zhang, Q. Wang, X. Wei, A novel image encryption scheme based on DNA coding and multi-chaotic maps, *Advanced Science Letters* 3 (4) (2010) 447–451.
- [22] Q. Zhang, L. Guo, X. Wei, A novel image fusion encryption algorithm based on DNA sequence operation and hyper-chaotic system, *Optik-International Journal for Light and Electron Optics* 124 (18) (2013) 3596–3600.
- [23] Q. Zhang, L. Guo, X. Wei, Image encryption using DNA addition combining with chaotic maps, *Mathematical and Computer Modelling* 52 (11) (2010) 2028–2035.
- [24] H. Liu, X. Wang, A. kadir, Image encryption using DNA complementary rule and chaotic maps, *Applied Soft Computing* 12 (5) (2012) 1457–1466.
- [25] H. Hermassi, A. Belazi, R. Rhouma, S. M. Belghith, Security analysis of an image encryption algorithm based on a DNA addition combining with chaotic maps, *Multimedia Tools and Applications* (2013) 1–14.
- [26] Y. Zhang, W. Wen, M. Su, M. Li, Cryptanalyzing a novel image fusion encryption algorithm based on DNA sequence operation and hyper-chaotic system, *Optik - International Journal for Light and Electron Optics* (0) (2013) -. doi:<http://dx.doi.org/10.1016/j.ijleo.2013.09.018>.
- [27] L. Liu, Q. Zhang, X. Wei, A RGB image encryption algorithm based on DNA encoding and chaos map, *Computers & Electrical Engineering* 38 (5) (2012) 1240–1248.
- [28] F. Ozkaynak, A. Ozer, S. Yavuz, Security analysis of an image encryption algorithm based on chaos and DNA encoding, in: *Signal Processing and Communications Applications Conference (SIU), 2013 21st, 2013*, pp. 1–4.