

International Journal of Modern Physics E
 © World Scientific Publishing Company

On the Maximum Mass of Neutron Stars

N. Chamel

*Institut d'Astronomie et d'Astrophysique, Université Libre de Bruxelles - CP226, 1050
 Brussels, Belgium
 nchamel@ulb.ac.be*

P. Haensel

*Astronomical Center, Polish Academy of Sciences, Bartycka 18, PL-00-716 Warszawa, Poland
 haensel@camk.edu.pl*

J. L. Zdunik

*Astronomical Center, Polish Academy of Sciences, Bartycka 18, PL-00-716 Warszawa, Poland
 jlz@camk.edu.pl*

A. F. Fantina

*Institut d'Astronomie et d'Astrophysique, Université Libre de Bruxelles - CP226, 1050
 Brussels, Belgium
 afantina@ulb.ac.be*

Received Day Month Year

Revised Day Month Year

One of the most intriguing questions about neutron stars concerns their maximum mass. The answer is intimately related to the properties of matter at densities far beyond that found in heavy atomic nuclei. The current view on the internal constitution of neutron stars and on their maximum mass, both from theoretical and observational studies, are briefly reviewed.

Keywords: Neutron stars; maximum mass; equation of state; dense matter.

PACS numbers:04.40.Dg; 26.60.Kp; 97.10.Nf; 97.60.Jd

1. Introduction

Neutron stars (NSs) are the densest stars observed in the Universe, with average density exceeding significantly the normal nuclear density $\rho_0 = 2.8 \times 10^{14} \text{ g cm}^{-3}$ found in heavy nuclei and corresponding to the baryon number density $n_0 = 0.16 \text{ fm}^{-3}$. They are observed as various astrophysical sources like radio and X-ray pulsars, X-ray bursters, compact thermal X-ray sources in supernova remnants, rotating radio transients; they are also promising sources of gravitational waves.

The structure of a NS is determined by the equation of state (EoS) of dense matter, i.e. the relation between the matter pressure P and the mass density $\rho =$

2 *N. Chamel, P. Haensel, J. L. Zdunik, A. F. Fantina*

\mathcal{E}/c^2 where \mathcal{E} is the energy density and c the speed of light (for a detailed review of the EoS and the structure of a NS, see e.g. Ref.1). A remarkable consequence of the general theory of relativity is the existence of a maximum NS mass M_{\max} . The evolution of ideas related to the origin of this limiting mass are briefly discussed in Sec. 2.

The actual value of M_{\max} depends on the EoS and therefore on the internal structure of NSs. In spite of their names, NSs are not only made of neutrons. With densities ranging from a few g cm^{-3} as in ordinary matter up to about $10\rho_0$, the interior of a NS is characterized by very different phases of matter, either homogeneous or inhomogeneous. Our current view on the constitution of a NS as well as the corresponding EoS are reviewed in Sec. 3.

The knowledge of the maximum mass of compact stars has important consequences for identifying compact astrophysical sources: those with a mass lying below the limiting mass are compact stars, while the others have to be black holes. Due to the uncertainties in the values of M_{\max} , the nature of some objects, especially soft X-ray transients, remains elusive. This is particularly the case for GRO J0422+32, whose measured mass $3.97 \pm 0.95 M_{\odot}$ (M_{\odot} being the mass of the Sun) suggests that it is a stellar black hole. However, it has been recently argued that the mass of this object (as well as that of other similar sources previously identified as black holes) could be substantially lower due to systematic errors.³

Even though the EoS of NS cores still remains very uncertain, an upper bound on the NS mass can be inferred from general considerations, as reviewed in Sec. 4. The impact of rotation on the maximum NS mass is discussed in Sec. 5.

While a reliable theoretical calculation of the maximum mass is extremely difficult, measurement of NS masses can provide solid observational (in terrestrial laboratory physics one would say “experimental”) constraints on dense matter theories. The most precise measurements of NS masses in binary systems are reviewed in Sec. 6.

2. The origin of the maximum mass

2.1. *A prelude: the maximum mass of white dwarfs*

The existence of a limiting mass for degenerate stars was first discovered in the case of white dwarfs (WDs). The exact calculation of the maximum mass M_{\max}^{WD} was carried out by Chandrasekhar⁴ within Newtonian gravitation theory. ^a Chandrasekhar considered non-rotating WDs built of a completely ionized plasma of nuclei with Y_e electrons per nucleon. He treated electrons as an ideal Fermi gas and assumed that nuclei do not contribute to pressure. The now so called *Chandrasekhar mass* limit, M_{Ch} , results from the fact that electrons become relativistic for $\rho \gg \rho_e$ with $\rho_e = m/\lambda_e^3 \sim 10^7 \text{ g cm}^{-3}$ where λ_e is the electron Compton wavelength and m

^aEarlier estimates of M_{\max}^{WD} were given by Anderson⁵ and Stoner.⁶ The history of M_{\max}^{WD} is described, e.g., in Ref. 7.

denotes the average mass per electron. However, special relativity limits the maximum stiffness of the electron gas due to the effect that the increase in pressure with increasing density cannot exceed $dP/d\rho = c^2/3$ where c is the speed of light. For central density $\rho_c \rightarrow +\infty$, the WD mass thus tends asymptotically to the upper limit

$$M_{\text{Ch}} = 1.46 (2Y_e)^2 M_{\odot}, \quad (1)$$

where Y_e denotes the lepton fraction. Later, and independently of Chandrasekhar, Landau calculated the value of the maximum mass of a degenerate star.⁸ ^b He showed that hydrostatic equilibria of stars supported by the pressure of degenerate electrons only exist for $M < M_{\text{L}}$ with

$$M_{\text{L}} = \frac{3.1}{m^2} \left(\frac{\hbar c}{G} \right)^{3/2} = 1.5 (2Y_e)^2 M_{\odot}, \quad (2)$$

in which \hbar the Dirac's constant and G the gravitational constant. Landau suggested that stars having a mass $M > M_{\text{L}}$ would collapse thus “forming one gigantic nucleus” (by “nucleus” he meant an atomic nucleus). This description has often been considered as an anticipation or even a prediction of NSs. ^c

2.2. The maximum neutron-star mass from Landau's method

Landau⁸ derived the maximum mass of a WD arguing that the hydrostatic equilibrium of a degenerate star corresponds to a minimum of its total energy. It is straightforward to adapt this reasoning to a Newtonian model of NSs. Let us consider a self-gravitating sphere of radius R and total mass M containing N degenerate neutrons with mass m_n . At sufficiently high densities, neutrons become relativistic. Neglecting the interaction energy between neutrons, the internal energy of the star is estimated from the Fermi energy ε_{Fn} of ultra-relativistic neutrons,

$$\varepsilon_{\text{Fn}} \simeq \hbar c (N/R^3)^{1/3}, \quad E_{\text{int}}(N, R) \simeq N\varepsilon_{\text{Fn}} \simeq (\hbar c/R) N^{4/3}. \quad (3)$$

On the other hand, the gravitational energy of the star is given by

$$E_{\text{grav}}(N, R) \simeq -GM^2/R = -GN^2m_n^2/R. \quad (4)$$

The total energy thus takes the form $E = E_{\text{int}} + E_{\text{grav}} = \alpha/R$, where α depends on N but is independent of R . If $\alpha < 0$, the equilibrium configuration corresponds to $R \rightarrow 0$. Therefore stable stars can only exist if $\alpha > 0$, or equivalently

$$M < \left(\frac{\hbar c}{Gm_n^2} \right)^{3/2} m_n \approx 1.8 M_{\odot}. \quad (5)$$

^bActually, Landau did not mention WDs in his paper and considered the general case of stars built of dense degenerate matter.

^cLandau's paper was actually written and submitted for publication *before* the discovery of the neutron! See Ref. 9 for a review of the history of NS in the 1930s and the role of Lev Landau.

4 *N. Chamel, P. Haensel, J. L. Zdunik, A. F. Fantina*

This derivation is based on two assumptions: (i) dense matter consists of an ideal Fermi gas of ultrarelativistic neutrons (neutrons are therefore supposed to exist at densities $\rho \gg 10^{15} \text{ g cm}^{-3}$!), (ii) NSs can be treated by Newton's theory of gravitation. Both assumptions are unrealistic. Therefore, a reasonable value of the maximum mass is just a lucky coincidence. The crucial effect of general relativity will be reviewed in the next section.

2.3. General relativity and the existence of a maximum mass

With a mass comparable to that of the Sun and a radius of about 10 km, NSs are extremely compact objects: the Schwarzschild radius, defined by $r_g = 2GM/c^2$, represents a sizable fraction of the star's radius R whereas for all other stars $r_g \ll R$ (the limit $r_g = R$ is only reached for black holes). A realistic description of NSs must therefore rely on Einstein's theory of general relativity.

It is generally assumed that the interior of a NS is made of cold catalyzed matter at the end point of thermonuclear evolution, i.e. matter in full thermodynamic equilibrium at zero temperature and zero entropy.¹⁰ This assumption implies that the stress-energy density tensor of NS matter is that of a perfect fluid, as shown in Chap. 9 of Ref. 10. Indeed, if shear stresses existed in the star, the star would not be in full equilibrium. The cold-catalyzed matter hypothesis thus greatly simplifies the determination of the NS structure. Of course, a real NS may sustain shear stresses in its solid crust and possibly in its core (see, e.g., Sec. 7.7 in Ref.1). However, these stresses are presumably very small since the interior of newly-born NSs is expected to be a very hot liquid (on the other hand, stresses might be induced by the presence of a magnetic field).

Following the same line of reasoning, it can be shown¹⁰ that the mass density $\rho = \mathcal{E}/c^2$, \mathcal{E} being the total energy density, can only depend on the baryon density n . The pressure P is then also completely determined by n and is given by¹⁰

$$P = n^2 \frac{d(\mathcal{E}/n)}{dn}. \quad (6)$$

We will further assume that the star is static and spherically symmetric. The Tolman-Oppenheimer-Volkoff (TOV) equations^{11,12} of hydrostatic equilibrium are given by

$$\frac{dP}{dr} = -\frac{G\rho\mathcal{M}}{r^2} \left(1 + \frac{P}{\rho c^2}\right) \left(1 + \frac{4\pi Pr^3}{\mathcal{M}c^2}\right) \left(1 - \frac{2G\mathcal{M}}{rc^2}\right)^{-1}, \quad (7)$$

where the function $\mathcal{M}(r)$ is defined by

$$\frac{d\mathcal{M}}{dr} = 4\pi r^2 \rho, \quad (8)$$

with the boundary condition $\mathcal{M}(0) = 0$. In order to solve these equations, an EoS, i.e. a relation between the pressure P and the mass density ρ , must be specified. The function $P(\rho)$ depends on the properties of dense matter which still remain very uncertain in the core of NSs. However, a few general assumptions can be made.

- In the absence of any evidence to the contrary, gravity is always attractive so that the mass density must be positive :

$$\rho \geq 0. \quad (9)$$

- In order for the NS matter to remain locally in an equilibrium state, it must be stable against contraction (Le Chatelier's principle). Therefore the function $P(\rho)$ must satisfy the following constraint:

$$\frac{dP}{d\rho} \geq 0. \quad (10)$$

Since the pressure of ordinary matter is positive, this condition also implies that the pressure remains positive at the higher densities prevailing in NSs:

$$P \geq 0. \quad (11)$$

- The condition that the sound speed does not exceed the speed of light reads¹³

$$\frac{dP}{d\rho} \leq c^2. \quad (12)$$

This inequality is generally considered as a condition stemming from Lorentz invariance and causality. However, as explained, e.g., in Ref. 14 and in Chap. 11 of Ref. 15, the actual situation is not so simple.

Conditions (9) and (11) imply that $2G\mathcal{M}(r)/(rc^2) < 1$ everywhere inside the star.¹⁶ As a consequence, the pressure inside the star is decreasing outwards and vanishes at the surface. The structure of the star can thus be obtained by integrating Eqs. (7) and (8) from the center with a given central pressure $P(r=0) = P_c$ out to the radial coordinate R (the circumferential radius of the star) for which $P(r=R) = 0$. The gravitational mass of the star is then given by $M \equiv \mathcal{M}(R)$. It is Zwicky^{17,18} who first pointed out that this gravitational mass should be distinguished from the baryon or rest mass defined by the sum of baryon masses in the star^d. The difference between these two masses is of direct astrophysical interest as it represents the energy released during the core-collapse of massive stars in type II supernovae.

Equation (7) describes the balance between the radial gravitational pull acting on a matter element of unit volume and the net radial pressure force acting on it. The first factor on the right-hand side is the Newtonian expression of the gravitational pull^e. It is multiplied by three general relativistic factors, each one amplifying the gravitational pull. The two factors $1 + 4\pi Pr^3/(\mathcal{M}c^2)$ and $1 + P/(\rho c^2)$ increase with increasing pressure, which itself increases toward the center of the star as

^dZwicky referred to the gravitational (baryon) mass as the “effective” (“proper”) mass.

^eHowever the factor $-G\mathcal{M}(r)\rho/r^2$ does not coincide with the Newtonian gravitational pull because the function $\mathcal{M}(r)$ is not just the sum of the rest mass of all particles within r but is defined in terms of the mass density $\rho = \mathcal{E}/c^2$, where \mathcal{E} is the macroscopically averaged energy density of matter.

shown above. The factor $1/(1 - 2GM/(rc^2))$ is of a different character and arises from the space curvature in the radial direction, generated by the mass distribution. To support an increase of the mass M , an increase of the central pressure P_c is needed. This may be achieved only by the compression of matter, which in turn amplifies the gravitational pull due to the increasing space curvature. This makes the increase of M by the increase of P_c harder and harder. As early as 1916, Karl Schwarzschild¹⁹ published the exact solution of Einstein's equations for a spherical star made of incompressible matter with density $\bar{\rho}$ and noticed that if $P_c \rightarrow +\infty$ then $R \rightarrow (9/8)r_g$. As a consequence, there exists a maximum mass M_{\max}^{inc} above which the star cannot be in hydrostatic equilibrium. This limiting value for the mass is a direct consequence of general relativity: there is no such limit on the mass of incompressible-fluid stars in Newtonian gravitation. If a maximum mass exists for an incompressible fluid, then it should exist for *any* EoS of matter with finite compressibility. However, the *value* of the maximum mass depends on the EoS. Fritz Zwicky, who first speculated about the existence of NSs with Baade in 1933,²⁰ applied the Schwarzschild's solution to estimate the maximum NS mass.^{17, 18} Assuming that the average density in NSs is comparable to that inside heavy atomic nuclei, i.e. $\bar{\rho} \simeq 10^{14} \text{ g cm}^{-3}$, he thus found for the maximum mass $M_{\max} \simeq 11M_{\odot}$. In 1933, Sterne²¹ showed that for sufficiently high densities, matter becomes more and more neutron rich due to electron capture. In 1939, Oppenheimer and Volkoff¹² solved Eqs. (7)-(8) considering a star containing an ideal Fermi gas of neutrons and found a very low value for the maximum mass: $M_{\max} \simeq 0.7M_{\odot}$. This is less than one half of the Chandrasekhar mass limit for WDs. Their calculations thus suggested that NSs could not be formed from the collapse of ordinary stars during supernova explosions, as proposed by Baade and Zwicky a few years earlier.²⁰ However, as clearly pointed out by Zwicky,^{17, 18} the interior of a NS is unlikely to contain only neutrons. In 1946-1947, van Albada²² carried out the first detailed study of dense matter and predicted the appearance of a neutron gas at densities $\rho \simeq 5 \times 10^{11} \text{ g cm}^{-3}$. In the 1950s, Wheeler and his collaborators¹⁰ calculated the EoS of matter over the full range of densities encountered in NSs, assuming that their core consists of free neutrons, protons and electrons in beta equilibrium. The maximum mass they obtained was slightly lower than that found by Oppenheimer and Volkoff due to the presence of protons. It was later realized that nuclear forces are very strong and cannot be ignored. Cameron first showed in 1959²³ that the inclusion of nuclear forces considerably stiffens the EoS thus increasing the maximum mass to $M_{\max} \simeq 2M_{\odot}$. He also pointed out that the core of a NS is likely to contain hyperons. A few years later, Ivanenko and Kurdgelaidze²⁴ suggested that NS cores may be made of quarks, and soon afterwards such quark stars were studied by Itoh.²⁵ Despite the progress in nuclear and particle physics, the determination of the maximum NS mass continued to be a major issue. For instance, in 1971 Leung and Wang²⁶ argued that the mass of a NS is unlikely to exceed $0.5 M_{\odot}$! Even though the EoS of dense matter is now fairly well-known at densities $\rho \lesssim \rho_0$, its

high-density part still remains very uncertain.

3. Modern equations of state of neutron-star matter and maximum mass

The interior of a NS is expected to exhibit very different phases of matter,¹ as emphasized by Zwicky himself.^{17,18} In what follows, we will briefly review the internal constitution of a NS according to the cold catalyzed matter hypothesis, i.e. matter in its absolute ground state.¹⁰ Matter in a real NS is presumably not fully catalyzed, especially in binary systems where a NS can accrete material from its companion. However the deviations, which could be very large in the outermost layers of the star (see, e.g., Ref. 27 and references therein), are not expected to significantly impact the maximum mass. A NS has an onion-like structure (see, e.g., Figure 1.2 of Ref. 1). Moving radially inward from the surface to the center, one encounters: the atmosphere, the ocean, the outer crust, the inner crust, the outer core, and the inner core. The atmosphere is a thin (typically a few cm for a thousand years old NS) gaseous plasma layer where the spectrum of photons emitted by NSs is formed. Then comes the few meters deep ocean of a liquid plasma (it contains less than 10^{-8} of the mass of the star), followed by a solid outer crust of a crystal lattice of nuclei immersed in an electron gas. The outer crust is a few hundred meters thick, contains some 10^{-5} of the mass of a NS, the density at its bottom edge is $\simeq 4 \times 10^{11} \text{ g cm}^{-3}$. The composition of the outer crust is completely determined by experimentally measured atomic masses up to a density of about $5 \times 10^{10} \text{ g cm}^{-3}$ (i.e., around 200 m below the surface for a $1.4M_{\odot}$ NS with a radius of 10 km^{28,29}). Beneath the outer crust lies a significantly thicker ($\sim 1 - 2$ km) inner crust composed of a crystal lattice of neutron-proton clusters immersed in an electron gas and a neutron liquid (see, e.g., Ref. 27 for a review). Typically, it contains, together with the outer layers above it, about 0.01 of the NS mass (see, e.g., Ref. 30). The density at its bottom is about $\sim \rho_0/2$. The liquid core is divided into two regions: (i) an outer core with a density ranging from $\sim \rho_0/2$ up to $\sim 2\rho_0$, and composed mostly of neutrons, with a few percent admixture of protons, electrons and muons, and (ii) an inner core whose density could reach $\sim 10\rho_0$. The structure and the composition of the inner core is poorly known: does it contain nucleons only? nucleons and hyperons? quark matter? meson condensates? As far as the value of M_{max} is concerned, the contribution of the crust to it is so small, that the uncertainties in its EoS will not be discussed further. On the contrary, the uncertainties related to the composition and the EoS of the inner core play a dominant role for the value of M_{max} , and this is what we will review in the rest of this section.

3.1. Nucleonic core

The crust dissolves into a uniform liquid when the density reaches about $\sim 10^{14} \text{ g cm}^{-3}$ (about half the density found at the center of heavy nuclei). This

has motivated many studies of homogeneous and beta-equilibrated matter in which the only hadrons are nucleons, and which is neutralized by a homogeneous lepton gas (electrons and, at higher densities, muons). These studies consist of simple extensions of the large number of many-body calculations performed since the beginning of the 1950s on so-called nuclear matter, consisting of just neutrons and protons (the Coulomb force being switched off) which interact via “realistic” nuclear forces fitted directly to experimental nucleon-nucleon phase shifts and to the properties of bound two- and three-nucleon systems. The EoS of purely nucleonic NS matter has been determined in such many-body calculations up to the highest densities found in the most massive NSs. However, even though calculations based on different many-body methods (see, e.g., Chap. 5 in Ref. 1 for a review) yield comparable results at densities $n \lesssim 2 - 3n_0$,^{31–34} there remains considerable disagreement at higher densities.^{35–39} This leads to a spread in the predictions of the maximum mass between $1.8M_\odot$ to $2.5M_\odot$.^{31,35,36,40} The high-density part of the EoS of symmetric nuclear matter, at densities between $\sim 2\rho_0$ and $\sim 4\rho_0$, can be constrained by studying the flow of matter in heavy-ion collision experiments.⁴¹ However this analysis still allows for a rather large range of degrees of stiffness. Alternatively, measurements of the kaon and pion productions in heavy-ion collisions^{42–45} seem to suggest a very soft EoS. Various exotic mechanisms such as a “fifth force”⁴⁶ or variations of the gravitational constant⁴⁷ have been proposed to account simultaneously for both this result and the existence of massive NSs such as PSR J1614–2230⁴⁸ (see Sec. 6). On the other hand, these experiments only probe the EoS up to a few times normal density and therefore, they do not exclude the possibility of a strong stiffening of the EoS at the much higher densities prevailing in NS cores. In addition, the constraints inferred from heavy-ion collisions are indirect, in that they depend on the specific transport models used in the analysis. Moreover, even if the uncertainties in the models can be reduced, it is not clear that heavy-ion collisions could shed light on the properties of NS cores since the conditions are radically different (hot matter off equilibrium in a finite system vs cold matter in equilibrium in an essentially infinite system).

3.2. *Hyperonic inner core*

The inner core of a massive NS is likely to contain hyperons.^{1,49} The appearance of hyperons softens considerably the EoS, as compared to the purely nucleonic EoS. Equilibrium with respect to weak interactions implies, that the most rapidly moving energetic nucleons are replaced by more massive, slowly moving hyperons. Actually, the softening is so strong that it leads to a “hyperon puzzle”. According to Brueckner-Hartree-Fock (BHF) calculations using realistic two- and three-body forces,^{50–52} the appearance of hyperons in dense matter lowers the maximum NS mass to an almost unique value around $1.3 - 1.4M_\odot$. To make things worse, it has been recently found that 3-body forces cannot provide enough pressure to increase the maximum mass beyond this value.⁵³ Simultaneously, some relativistic

mean-field (RMF) calculations including hyperons can support NSs as massive as PSR J1614–2230.^{54–60} This discrepancy can be understood at least partly from the fact that the maximum mass depends very sensitively on the various hyperonic couplings, and these are determined very poorly since the limited nuclear and hypernuclear data constrain the EoS only in the vicinity of the saturation density, whereas the maximum NS mass is mostly determined by the EoS at much higher densities (typically between $\sim 5\rho_0$ and $10\rho_0$). Indeed, it has been shown that to obtain $M_{\text{max}} > 2 M_{\odot}$ one has to introduce an additional high-density repulsion between hyperons, due to the exchange of the hidden-strangeness ϕ meson. Moreover, it has been shown that a specific breaking of the SU(6) symmetry relating the vector-meson - hyperon coupling constants to the vector-meson - nucleon ones can rise the maximum mass of NSs with hyperonic cores well above $2 M_{\odot}$.^{57,60} Summarizing, getting $M_{\text{max}} > 2 M_{\odot}$ for NSs with hyperon cores in a RMF model consistent with nuclear and hypernuclear experimental data, requires a tuning of the model parameters in the hyperon sector.

3.3. Mesonic inner core

The coupling of mesons to baryons generates strong interactions in dense matter. The mesons mediating this strong interactions are virtual. However, the meson-baryon coupling in some two-particle states in dense matter can be sufficiently attractive so as to produce real mesons. As the mesons are bosons, their ground state would correspond to a boson condensate (for a review of pion and kaon condensation in dense baryon matter, see, e.g., Sec.7.3. and 7.4 of Ref. 1). Hypothetical pion condensation or kaon condensation would soften the EoS of dense matter compared to the un-condensed state, and therefore would be unfavorable to large value of $M_{\text{max}} > 2 M_{\odot}$. Still, some RMF models including kaon condensates are able to predict the existence of massive NSs with $M > 2 M_{\odot}$.⁶¹ Consistency of the kaon condensation model with $2 M_{\odot}$ pulsar necessitates, however, a tuning of the parameters of the RMF model.

3.4. Quark inner core

The modern fundamental theory of the structure and interactions of hadrons is Quantum Chromodynamics (QCD). Terrestrial nuclear and hypernuclear physics involves nucleons, hyperons, hypernuclei, and mesons. From the point of view of the QCD, it involves three lightest quarks confined in baryons and mesons. Due to the confinement, quarks do not need to be considered explicitly and “effective theory” with baryons interacting via the exchange of mesons is sufficient. Weak interactions (described by the Standard Model) will lead to the appearance of leptons in dense matter. The fundamental question to be answered is this: up to what density can this effective model be used to describe cold dense matter?

Let us consider the “fundamental (QCD) picture”, with dense cold matter composed of quarks and leptons. Two remarkable properties can be stated: (i) confine-

ment of quarks to hadrons at sufficiently low density and (ii) asymptotic freedom at sufficiently high density (matter then behaves as a quasi-ideal Fermi gas of quarks with a very simple EoS:⁶² $P \simeq \rho c^2/3$). For intermediate densities, the matter is a plasma of quarks interacting via the exchange of gluons. Both the value of the deconfinement density ρ_{dec} and the EoS for $\rho \gtrsim \rho_{\text{dec}}$ are difficult to calculate, because interactions are very strong. For this reason, different effective phenomenological models have been developed leading to a large spread of predictions for the maximum NS mass (see, e.g., Ref. 63 and references therein). The uncertainties pertaining to these calculations lie on the fact that these models lack a direct relationship with QCD. On the other hand, perturbative QCD calculations⁶⁴ can predict $M_{\text{max}} \gtrsim 2 M_{\odot}$ provided the quark interactions are sufficiently strong. But the region of the validity of the perturbative calculations resulting from asymptotic freedom is reached for $\rho > 10^{18} \text{ g cm}^{-3}$ - far larger than the maximum density expected to be found at the center of the most massive NSs, $\rho \lesssim 5 \times 10^{15} \text{ g cm}^{-3}$. The existence of massive NSs with quark cores (so called hybrid stars) and with a mass $M > 2 M_{\odot}$ requires (i) a very high stiffness of the quark matter EoS (i.e., the speed of sound has to be sufficiently close to c), (ii) a sufficiently low value of ρ_{dec} , and (iii) a small density jump at the hadron-quark phase transition (see, e.g., Refs. 59, 60, 65, 66). In turn, this can only be achieved by a very fine tuning of the quark matter model parameters.

3.5. *Strange matter and other exotica*

In 1971, Bodmer⁶⁷ speculated that atomic nuclei do not represent the true ground state of ordinary matter. As a consequence, atomic nuclei would “collapse” into very compact objects of supranuclear density, after a time that is sufficiently long to explain the apparent stability of “normal” nuclei. In 1984, Witten⁶⁸ showed that the true ground state of matter could consist of quasi-free u , d and s quarks. If this hypothesis is true, some NSs could actually be “strange” stars, built of a self-bound quark matter. Detailed models of such stars were developed soon afterward (see e.g. Chap. 8 of Ref. 1 for a review). The internal structure of a strange star is expected to be very different from that of a NS. In particular, the density at the surface of a strange star is predicted to be huge, of order $10^{15} \text{ g cm}^{-3}$ (to be compared to a few g cm^{-3} at the surface of a NS) and does not differ much from the density at the center of the star. On the other hand, the maximum mass of these hypothetical strange stars is found to be not much different from that of NSs. Substantially higher masses are predicted for solid quark stars (see, e.g., Ref. 69) and for even more exotic compact stars (Q-stars, see, e.g., Sec. 8.20 of Ref. 1). However, these models assume an exotic state of matter at the density below $2\rho_0$ and even below ρ_0 (some models of Q-stars). A very reasonable condition that the density of exotic matter exceeds $2\rho_0$ (i.e., that below $2\rho_0$ dense matter is in a normal, nucleonic state) pushes down M_{max} of solid-quark stars and Q-stars to quite ordinary values $2 - 2.5 M_{\odot}$ (see Sec. 8.20 of Ref. 1 for a more detailed discussion of this point).

Table 1. Maximum neutron-star mass as predicted by different theories of dense matter. The core is assumed to contain nucleons (N), nucleons and hyperons (NH), nucleons and quarks (NQ). Microscopic calculations: Brueckner Hartree-Fock (BHF),^{35, 50-52} Dirac Brueckner Hartree-Fock (DBHF),^{31, 36} variational chain summation method (VCS),⁴⁰ perturbative quantum chromodynamics (pQCD).⁶⁴ Effective models: Relativistic Mean Field (RMF),^{57, 60, 70} Nambu-Jona-Lasinio (NJL),^{59, 65, 71} Modified Bag Model (MBM).^{72, 73} If the largest maximum mass $M_{\max 2}$ for a given class of models exceeds $2.0M_{\odot}$, and the smallest maximum mass $M_{\max 1}$ is lower than $2.0M_{\odot}$ we present the narrower range of masses $2M_{\odot} - M_{\max 2}$ consistent with observations. If, however, $M_{\max 2} < 2.0M_{\odot}$, then the range of M_{\max} shown is $M_{\max 1} - M_{\max 2}$; such a class of models is ruled out by observations. For further explanations see the text.

	BHF (N)	BHF (NH)	DBHF (N)	VCS (N)	pQCD (NQ)	RMF (N)	RMF (NH)	RMF/NJL (NQ)	RMF/MBM (NQ)
M_{\max}/M_{\odot}	2.0-2.5	1.3-1.6	2.0-2.5	2.0-2.2	2.0	2.1-2.8	2.0-2.3	2.0-2.2	2.0-2.5

3.6. Summary of the maximum neutron-star mass predictions

Table 1 summarizes the predictions of various microscopic and effective calculations of the maximum NS mass with suitable references.

We divide modern theoretical calculations of EoS of baryonic matter into two groups.

Microscopic calculations - baryon matter. They are based on the quantum many-body theories starting from realistic nuclear interactions, composed of two-body and three-body forces. Note that for Brueckner-Hartree-Fock calculations including nucleons and hyperons, M_{\max} lies below $1.6 M_{\odot}$ while more massive NSs have been observed (see Sec. 6): this is the “hyperon puzzle”.

Relativistic Mean Field calculations - baryon matter. They are based on an effective relativistic lagrangian involving baryon and meson fields. The equations of motion are solved in the mean-field approximation (RMF). Getting $M_{\max} > 2 M_{\odot}$ for NSs with hyperonic cores is possible after a suitable adjustment of the parameters.

We considered different types of theories of quark matter cores in hybrid stars.

Perturbative QCD. The equations of the fundamental theory of quarks are solved perturbatively up to the second order in the strong coupling constant. However, it should be kept in mind that the convergence of this perturbative treatment is questionable for the conditions prevailing in the interior of a NS.

Effective theory of quark matter. It relies on the effective Nambu-Jona-Lasinio (NJL) Lagrangian, whose solutions are obtained in the mean-field approximation.

Modified bag model of quark matter. This model is based on the picture of quarks confined inside a “bag”, with significant corrections due to the effective quark repulsion.

While microscopic calculations based on purely nucleonic matter can predict the existence of very massive NSs, getting $M_{\max} > 2 M_{\odot}$ for hybrid stars requires a fine tuning of the model parameters: a phase transition at densities $\lesssim 2\rho_0$, a sufficiently strong vector repulsion between quarks and a small density jump at the baryon-matter - quark-matter interface.

In the case of hypothetical family of “twin compact stars” - a third family of compact stars, distinct from WDs and NSs, and denser and more compact than NSs - the maximum mass $M_{\text{max}}^{\text{twin}}$ is usually lower than $2.0M_{\odot}$. However, with a fine tuning of the phase transition to quark matter and for a sufficiently stiff EoS of quark matter, one can get “in extremis” a twin branch of hybrid stars with a maximum mass $M_{\text{max}}^{\text{twin}} = 2.0M_{\odot}$ (see, e.g., Ref. 74). On the other hand, results obtained using perturbative QCD for strange stars built of self-bound strange quark matter yield maximum masses in the range $2.0 - 2.7M_{\odot}$.

The current lack of knowledge of the EoS and the corresponding uncertainties in the predicted NS masses are illustrated in Fig. 1.

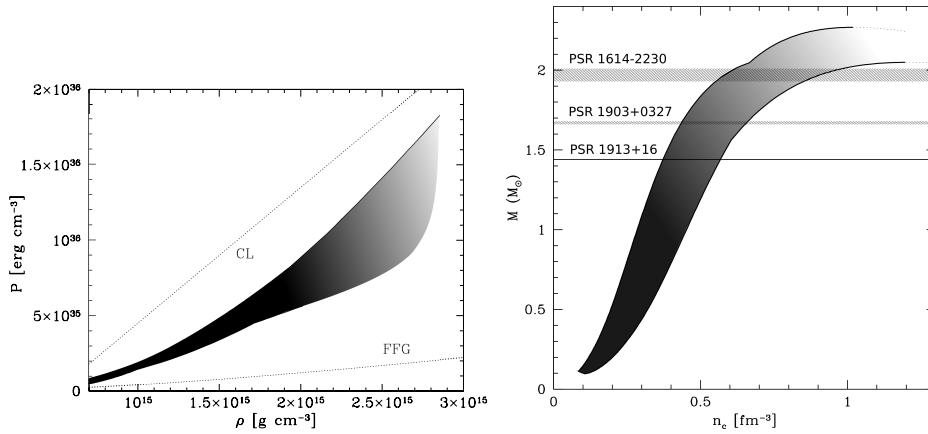


Fig. 1. Left panel: range of equations of state of dense matter (pressure P versus mass density ρ), as predicted by various models and consistent with the existence of massive neutron stars. The dotted lines labeled CL and FFG correspond to the causal limit and the free Fermi gas equations of state, respectively (see Sec. 4). Right panel: corresponding range of allowed masses M for nonrotating neutron stars as a function of the central baryon number density n_c . The horizontal lines correspond to the precisely measured masses of three pulsars (see Sec. 6).

4. Upper limits on the neutron-star maximum mass

In view of all the uncertainties pertaining to the high-density part of the EoS, the question arises as to whether meaningful constraints can be set on the NS structure.

Let us assume that the EoS of dense matter is reliably known up to some density ρ_* for which $P = P_*$. The mass of a static spherically symmetric NS can thus be decomposed as $M = M_{\text{in}} + M_{\text{out}}$, where M_{in} (M_{out}) is the mass contained in the inner (outer) region of the NS at densities above (below) ρ_* . Typically, the density ρ_* lies in the range between $\sim \rho_0$ and $\sim 2\rho_0$. We have estimated the contribution of the inner region to the mass of a NS by integrating inwards Eqs. (7) and (8) from the stellar surface to the radial coordinate $r = r_*$ where $\rho(r_*) = \rho_*$, for a given

mass M and radius R . For this purpose, we have use a set of unified EoSs that treat consistently both homogeneous and inhomogeneous phases.^{28,30} Note that the mass M and radius R are not completely arbitrary. In particular, the compactness r_g/R of a NS is limited. Let us first recall that general relativity alone requires $r_g/R < 1$: for a given radius R , the mass M must thus be lower than $Rc^2/(2G)$. The condition that the pressure at the center of the star should remain finite in order to prevent the star from collapsing, translates to⁷⁵ $r_g/R \leq 8/9 \simeq 0.889$. The so called dominant energy condition⁷⁶ that the speed of energy flow cannot exceed the speed of light (i.e., $\rho(r)c^2 \geq P(r)$) leads to the more stringent constraint^{16,77} $r_g/R \leq 3/4 \simeq 0.75$. The mass $M_{\text{in}} = \mathcal{M}(r_*)$ is plotted in Fig. 4 for different radii and for the corresponding range of allowed NS masses, focusing on massive NSs. As shown on this figure, the more compact a NS is, the smaller is the contribution of the outer region to the stellar mass.

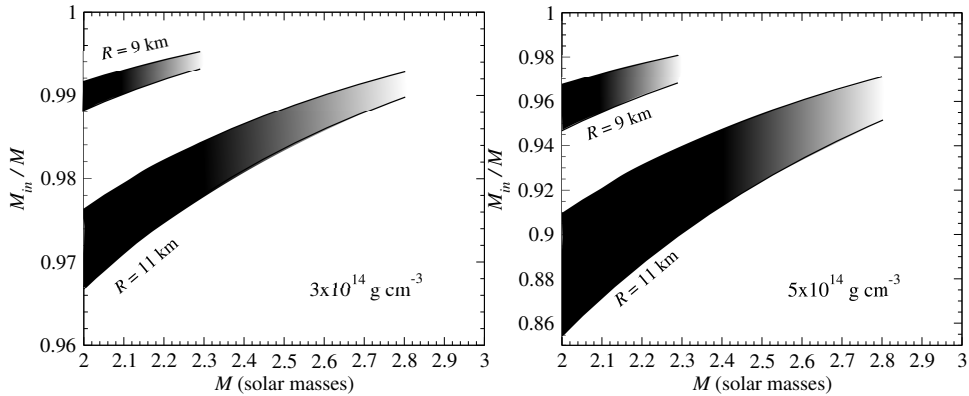


Fig. 2. Fractional mass M_{in}/M contained in the inner region of a static spherical NS of mass M and radius R , at density $\rho > \rho_*$, for two different cases: $\rho_* = 3 \times 10^{14} \text{ g cm}^{-3}$ (left) and $\rho_* = 5 \times 10^{14} \text{ g cm}^{-3}$ (right). The shaded areas reflect the uncertainties in the EoS^{28,30} at $\rho < \rho_*$. Only the ranges of M and R allowed by the compactness constraint^{16,77} $r_g/R \leq 6/8$ are shown. See the text for details.

Let us suppose for simplicity that $M \simeq M_{\text{in}}$ and that the inner region is made of incompressible matter at density ρ_* . The following upper bound on the NS mass can thus be obtained⁷⁸

$$M \leq \frac{c^3}{G^{3/2}} \left(\frac{3}{32\pi\rho_*} \right)^{1/2} \left[1 - \frac{1}{9} \left(\frac{1+3\sigma_*}{1+\sigma_*} \right)^2 \right] \quad (13)$$

where $\sigma_* = P_*/(\rho_*c^2)$. Since typically $\sigma_* \ll 1$, we arrive at the following estimate of the NS maximum mass

$$M_{\text{max}}^{\text{inc}} \approx 5.09 M_{\odot} \left(\frac{5 \times 10^{14} \text{ g cm}^{-3}}{\rho_*} \right)^{\frac{1}{2}}. \quad (14)$$

Note that Eq. (14) is a maximum maximorum since the assumption of incompressible matter violates causality and special relativity. A more stringent upper limit on the NS mass can be obtained by assuming that at densities above ρ_* , the EoS is the stiffest possible,^{78–88} with $dP/d\rho = c^2$:

$$P(\rho \geq \rho_*) = c^2(\rho - \rho_*) + P_*. \quad (15)$$

Such an EoS is generally referred to as a causal limit (CL) EoS. For $\rho_* \leq 2\rho_0$, we get within a percent^{68,78,84}

$$M_{\max}^{\text{CL}} \approx 3.0 M_{\odot} \left(\frac{5 \times 10^{14} \text{ g cm}^{-3}}{\rho_*} \right)^{\frac{1}{2}}. \quad (16)$$

Setting $\rho_* = 5 \times 10^{14} \text{ g cm}^{-3}$, we obtain a rather conservative upper bound on $M_{\max} < 3 M_{\odot}$ for nonrotating NSs, because we are convinced that at $2\rho_0$ the speed of sound is lower than c .

5. Effect of rotation on the maximum mass

Rotation increases the maximum mass of NSs because the centrifugal force acts against gravity. We will consider two different cases: (i) rigidly rotating NSs, and (ii) differentially rotating NSs.

5.1. Rigid rotation

In general relativity, a rigidly rotating star corresponds to stellar matter elements moving around the rotation axis with a constant angular frequency Ω , as measured by a distant observer (see, e.g., Refs. 1, 89 for a review of rotating NSs in general relativity). In the perfect fluid approximation, rigidly rotating stationary configurations of NSs are axially symmetric.^{1,89} Each configuration \mathcal{C} can be characterized by two parameters, for example the central density ρ_c , and Ω . The maximum mass of rigidly rotating NSs will be denoted by $M_{\max}^{\text{rot(R)}}$, where the superscript "R" is to remind that rotation is rigid. This configuration is not necessarily stable. Requiring the stability against axially symmetric perturbations leads to an upper limit Ω_{\max} on the rotation frequency. It turns out that the mass of a NS rotating at Ω_{\max} is very close to $M_{\max}^{\text{rot(R)}}$. For realistic EoSs of dense matter, we have the approximate relation $M_{\max}^{\text{rot(R)}} \simeq 1.2 M_{\max}^{\text{stat}}$, where M_{\max}^{stat} is the maximum mass of nonrotating (static and spherical) NSs. For $\Omega < 0.5 \Omega_{\max}$, the maximum mass approximately increases as¹

$$M_{\max}^{\text{rot(R)}}(\Omega) \simeq M_{\max}^{\text{stat}} \left[1 + 0.2 (\Omega/\Omega_0)^2 \right], \quad (17)$$

where $\Omega_0 = \sqrt{GM_{\max}^{\text{stat}}/(R_{\max}^{\text{stat}})^3}$, M_{\max}^{stat} and R_{\max}^{stat} being the maximum mass and corresponding radius of static NSs. Setting $M = 2M_{\odot}$ and $R = 10 \text{ km}$ and using Eq. (17) we find that rotation increases the maximum mass by $\sim 3\%$ only for PSR J1748–2446, whose frequency $f = \Omega/(2\pi) = 716 \text{ Hz}$ is the highest measured. For

hypothetical bare quark stars built exclusively of self-bound quark matter the effect of rigid rotation is significantly stronger, and $M_{\max}^{\text{rot(R)}}[\text{QS}] \simeq 1.4 M_{\max}^{\text{stat}}[\text{QS}]$.¹ The reason is that the outer layers of bare quark stars are much more massive than those of baryonic stars.

5.2. Differential rotation

Let us consider the more general case of stationary and axially symmetric differentially rotating NSs. Differential rotation means that the angular frequency Ω depends on the distance ϖ from the rotation axis (this is the only dependence allowed for stationary configurations). Hot newly born NSs and the compact objects formed from the coalescence of two NSs in a binary system, are expected to be differentially rotating because the associated dynamical time scales are too short to allow for the transport of the angular momentum within the stellar interior.

The maximum equilibrium value of Ω at the equator coincides with the mass shedding limit, also called the Keplerian frequency Ω_K (i.e. the orbital frequency on a circular orbit in the equatorial plane just above the equator). Let us consider differentially rotating configurations with equatorial frequency $\Omega_{\text{eq}} < \Omega_K$, and $\Omega(\varpi)$ increasing inward such that $\Omega(0) > \Omega_K$. The centrifugal force acting on any matter element is larger for such differentially rotating NSs than for NSs rigidly rotating at the same equatorial frequency Ω_{eq} . Therefore, the maximum allowed mass $M_{\max}^{\text{rot(D)}}$ of differentially rotating NSs (with $\Omega(\varpi)$ monotonously increasing with decreasing ϖ) will be larger than the maximum mass $M_{\max}^{\text{rot(R)}}(\Omega_{\text{eq}})$ of NSs rigidly rotating at Ω_{eq} . The actual value of $M_{\max}^{\text{rot(D)}}$ not only depends on the EoS, but also on the functional form of $\Omega(\varpi)$ (see Ref. 90 and references therein). For a given function $\Omega(\varpi)$, the ratio $M_{\max}^{\text{rot(D)}}/M_{\max}^{\text{stat}}$ is higher for bare quark stars built of self-bound quark matter than for ordinary NSs.⁹¹ While differential rotation can lead to masses as high as $3 M_{\odot} - 4 M_{\odot}$, such configurations are secularly unstable. Differentially rotating stars will relax into a stationary state of rigid rotation on a timescale determined by the dominating angular momentum transport mechanism in the stellar interior. If the transport is due to shear viscosity, differential rotation of a NS with internal temperature 10^9 K will be damped in ~ 100 years.⁹² On the other hand, internal magnetic fields, however small, can convey angular momentum much more effectively due to magneto-rotational instabilities.⁹³ As a result, differential rotation is dissipated in seconds.⁹⁴

5.3. Supermassive and hypermassive rotating neutron stars

It stems from the preceding sections that we can distinguish three different maximum masses of NSs: M_{\max}^{stat} for nonrotating configurations, $M_{\max}^{\text{rot(R)}}$ for rigidly rotating configurations, and $M_{\max}^{\text{rot(D)}}$ for differentially rotating configurations. These limiting (gravitational) masses correspond to baryon masses $M_{\text{b,max}}^{\text{stat}}$, $M_{\text{b,max}}^{\text{rot(R)}}$, and $M_{\text{b,max}}^{\text{rot(D)}}$ respectively. For baryon masses $M_{\text{b}} > M_{\text{b,max}}^{\text{rot(D)}}$ dense matter collapses into a rotating black hole. Differentially rotating NS with baryon masses

Table 2. Properties of the most massive binary pulsars. See the main text for explanations.

System	$m_P(M_\odot)$	$m_C(M_\odot)$	$P_b(\text{d})$	$P_s(\text{ms})$	e	type	discovery
B1913+16	1.44	1.39	0.323	59.0	0.617	NS-NS	1974 ⁹⁵
J1903+0327	1.67	1.05	95.17	2.15	0.437	NS-MS	2008 ⁹⁹
J1614-2230	1.97	0.5	8.7	3.15	1.3×10^{-6}	NS-WD	2010 ⁴⁸

in the range $M_{b,\text{max}}^{\text{rot(R)}} < M_b < M_{b,\text{max}}^{\text{rot(D)}}$ can only exist for seconds: such stars are called *hypermassive*. Hypermassive NSs formed in binary NS mergers are doomed to collapse into rotating black holes. Rigidly rotating NSs with baryon masses $M_{b,\text{max}}^{\text{stat}} < M_b < M_{b,\text{max}}^{\text{rot(R)}}$ can exist in a (quasi)stationary state provided their rotation is sufficiently rapid. However, due to the loss of angular momentum (via electromagnetic radiation for instance), such stars eventually collapse into black holes below some finite critical value of Ω . These stars are called *supermassive*.

6. Observations

The discovery of the first binary pulsar PSR 1913+16 by Hulse and Taylor⁹⁵ enabled the first precise determination of NS masses. The masses of some two dozen binary pulsars and their NS-companions were measured during the next decades, using pulsar timing analysis. But until 2008, PSR 1913+16 remained the most massive NSs with a measured mass $M_{\text{max}}^{(\text{obs})} = 1.42 \pm 0.06 M_\odot$ in 1982,⁹⁶ $M_{\text{max}}^{(\text{obs})} = 1.442 \pm 0.003 M_\odot$ in 1984⁹⁷ and $M_{\text{max}}^{(\text{obs})} = 1.4408 \pm 0.0003 M_\odot$ in 2003.⁹⁸ In 2008, the millisecond pulsar PSR 1903+0327 replaced the Hulse-Taylor pulsar as the most massive NS.⁹⁹ According to the most recent analysis, the mass of this pulsar is $M_{\text{max}}^{(\text{obs})} = 1.67 \pm 0.02 M_\odot$ (the error bars correspond to an astonishing 99.7% confidence level, see Ref. 100). The discovery of the binary millisecond pulsar PSR J1614–2230 was very fortunate: (a) this system exhibits a nearly edge-on orbital orientation with respect to the observer (within better than one arc degree), (b) the companion star is a WD with a relatively high mass $0.5 M_\odot$. Both of these features enabled a precise determination of the pulsar mass, whose measured value is $M_{\text{max}}^{(\text{obs})} = 1.97 \pm 0.04 M_\odot$,⁴⁸ the most massive NS known so far. ^f The properties of these three binary pulsars are summarized in Table 2. The general method used to measure NS masses and its application to the three binary pulsars are discussed in the following sections.

6.1. Precise measurements of neutron-star masses

The most accurate measurements of NS masses are based on observations of pulsars in binary systems. The shift in the times of arrival (TOAs) of the pulses allows the

^fAfter submission of the manuscript of this review a measurement of $2.01 \pm 0.04 M_\odot$ of PSR J0348+0432 was officially presented by Antoniadis et al.¹¹⁴ It does not change the conclusions of the present paper.

determination of the pulsar's radial velocity (i.e., the velocity component along the direction to the observer as shown in Fig. 3), as well as the parameters describing

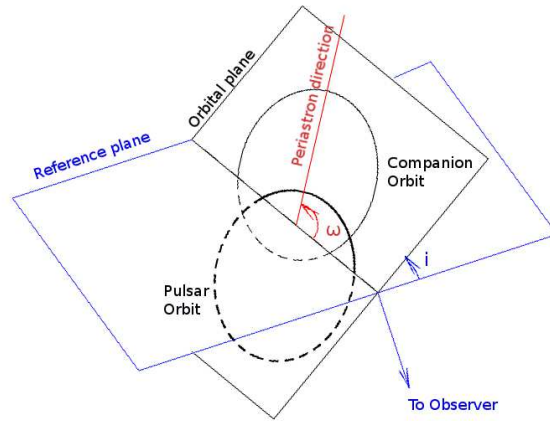


Fig. 3. Orbital parameters of a binary pulsar.

the pulsar's orbit. The orbital parameters are obtained assuming Newtonian gravity and using Kepler's law to describe the orbital motion. Five Keplerian parameters can be measured in binary systems where one star is observed as a pulsar. Three of them are connected with the size and shape of the orbit: the binary orbital period P_b , the eccentricity of the orbit e and the quantity $x = (a \sin i)/c$ where a is the semi-major axis and i is the inclination angle of the orbit to the line of sight, see Fig. 3. The two remaining parameters describe the orientation of the orbit with respect to the observer: the longitude ω of the periastron and the reference time T_0 for the orbiting pulsar defined by the time of periastron passage (see Fig. 3). In the Newtonian theory of binary motion for point-like masses, these Keplerian parameters do not change in time in a local reference frame. However, due to the proper motion of the binary system with respect to the Earth, the values of \dot{x} , $\dot{\omega}$, \dot{P}_b may not be negligible. The measurement of the five Keplerian parameters does not allow the determination of all the properties of the binary system. Instead, we obtain two independent equations for four unknowns: the mass m_P of the pulsar, the mass m_C of the companion, a and $\sin i$. One of these equations is simply $x = (a \sin i)/c$. The second equation arises from Kepler's laws and can be expressed in terms of the

18 *N. Chamel, P. Haensel, J. L. Zdunik, A. F. Fantina*

mass function $f = (m_C^3 \sin^3 i)/M^2$ with $M = m_P + m_C$, as

$$f = \frac{4\pi^2}{P_b^2} x^3. \quad (18)$$

The mass function is very useful in the analysis of binary systems since it provides a lower limit for the companion mass obtained for $\sin i = 1$.

The accurate description of tight binary systems containing compact objects requires the application of general relativity. The deviations from Newtonian theory can be characterized by a few so called post-Keplerian parameters. Some of these parameters directly describe the differences between the Keplerian orbit, which does not change in time, and the general relativistic orbit, which does.

Due to the emission of gravitational waves, the binary system loses energy and orbital angular momentum. As a result, the period P_b decreases and the orbit shrinks. This effect, usually characterized by a shift in the times of periastron passage, can be accurately measured by a long-term monitoring of the binary system.¹⁰¹ The orbital shrinking is most easily observed in compact binary systems (low P_b) with a large eccentricity, although $\dot{P}_b \neq 0$ also for circular orbits. In general relativity, the orbit of a binary system is not closed: the major axis slowly rotates in the orbital plane. This precession of the orbit leads to a secular variation $\dot{\omega}$ of the periastron longitude, which is best observed for tight and highly eccentric binaries. The Doppler effect quadratic in the pulsar's velocity and the gravitational redshift in the field of the companion can be characterized by a parameter γ , which depends on the masses m_P and m_C . Since $\gamma \propto e$, this parameter is most easily measured in highly-eccentric binaries. As the pulsar's signals propagate through the curved space-time near the massive companion, they experience a gravitational delay. The closer to the companion along the line of sight the pulsar is, the longer is the Shapiro delay. This effect is most pronounced when the orbit is oriented edge-on (perpendicularly to the plane of the sky so that $\sin i = 1$) and when m_C is large. Under these favorable circumstances, one can determine two parameters characterizing the Shapiro delay: its "range" $r \equiv Gm_C/c^3$ and its "shape" $s \equiv \sin i$.

The post-Keplerian parameters can be expressed in terms of the Keplerian ones and the masses of the pulsar and its companion.¹⁰²

$$\dot{\omega} = 3 \left(\frac{P_b}{2\pi} \right)^{-5/3} (T_\odot M)^{2/3} (1 - e^2)^{-1}, \quad (19)$$

$$\gamma = e \left(\frac{P_b}{2\pi} \right)^{1/3} T_\odot^{2/3} M^{-4/3} m_C (m_P + 2m_C), \quad (20)$$

$$\dot{P}_b = -\frac{192\pi}{5} \left(\frac{P_b}{2\pi} \right)^{-5/3} \left(1 + \frac{73}{24}e^2 + \frac{37}{96}e^4 \right) (1 - e^2)^{-7/2} T_\odot^{5/3} \frac{m_P m_C}{M^{1/3}}, \quad (21)$$

$$r = T_\odot m_C, \quad (22)$$

$$s = x \left(\frac{P_b}{2\pi} \right)^{-2/3} T_\odot^{-1/3} M^{2/3} m_C^{-1}, \quad (23)$$

where $T_{\odot} \equiv GM_{\odot}/c^3 = 4.925490947 \mu\text{s}$, and m_P , m_C are masses of pulsar and companion in solar unit M_{\odot} .

Given the precisely measured Keplerian parameters, one can determine all the coefficients in Eqs. (19-23) with only two unknowns: the masses m_P and m_C . From a measurement of just two post-Keplerian parameters one can therefore solve for the two masses and determine all the parameters of the binary system, including its orientation (the inclination angle i). If three (or more) post-Keplerian parameters are measured, the system of Eqs. (19-23) is overdetermined, thus offering the opportunity to test the theory of gravitation (see, e.g., Ref. 103). The relation between m_P and m_C resulting from the measurement of post-Keplerian parameters for three discussed pulsars is presented in Fig. 4.

6.2. PSR 1913+16

The Hulse-Taylor pulsar was the first radio pulsar in a double NS system for which the relativistic corrections to the Keplerian motion were observed. The first measured parameter was the advance $\dot{\omega}$ of the longitude of the periastron.¹⁰⁴ A recent analysis of observational data yields $\dot{\omega} = 4.226598(5)$ with a relative error of 10^{-6} . Using Eq.(19) leads to a determination of the total mass of the system: $M = 2.828378(7)M_{\odot}$.¹⁰¹ The second measured parameter was the parameter γ .^{96,105,106} As discussed in the previous section, the measurements of both $\dot{\omega}$ and γ allows the determination of the individual NS masses with an accuracy of the order of 10^{-4} . The third measured parameter is \dot{P}_b - the rate of decrease of the orbital period, given by the Eq. (21). The value predicted by general relativity is $\dot{P}_b^{\text{GR}} = -2.4025 \times 10^{-12}$, while the observed value is $\dot{P}_b = -2.423(1) \times 10^{-12}$. Actually, the value of \dot{P}_b that is measured includes systematic effects caused by the relative acceleration of the solar system with respect to the binary system.¹⁰⁷ Recent estimate yields for this kinematic contribution the value¹⁰¹ $\Delta\dot{P}_b = -0.027 \pm 0.005 \times 10^{-12}$. Correcting for this effect, the observed value of \dot{P}_b is in excellent agreement with Einstein's theory of general relativity.

6.3. PSR 1903+0327

The system PSR 1903+0327 is unusual in many respects, including the companion type (a main sequence star of $1M_{\odot}$ mass) and a highly eccentric orbit with $e = 0.44$ (the only Galactic millisecond pulsar of this kind). These properties challenge the evolutionary scenarios for the formation of millisecond pulsars.^{99,100,108-110} A precise determination of $\dot{\omega}$ is hampered by the change of the orbital orientation with respect to the observer due to the proper motion of the system.¹¹¹ This effect, which could be about seven times larger than the accuracy of the $\dot{\omega}$ measurement, is the main source of uncertainty in estimation of the total mass of the system. Assuming that the properties of the companion are similar to those of our Sun, the contribution to the periastron shift of the centrifugal flattening of the companion

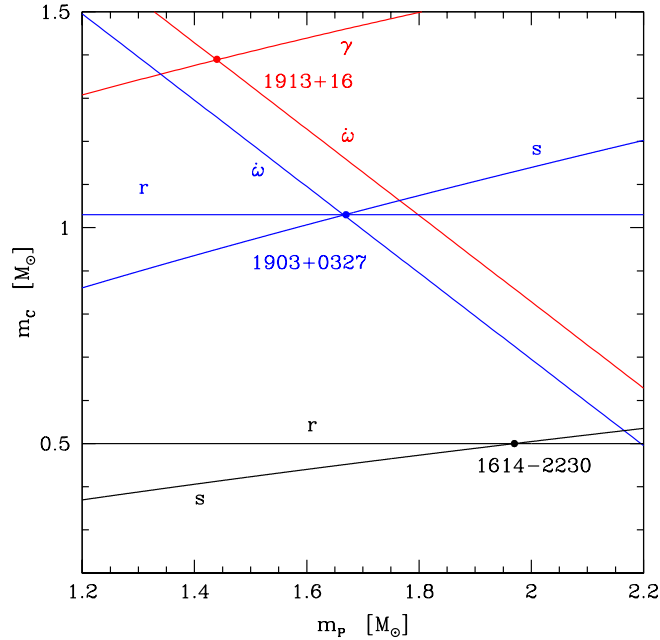


Fig. 4. Masses of the pulsar and its companion of three binary systems, as determined by the measurement of the post-Keplerian parameters $\dot{\omega}$, γ , s and r . In the case of PSR 1903+0327, 3 parameters were used to determine m_P at 99.7% confidence level.

resulting from its rotation is estimated to be a few times smaller than the measured uncertainty of $\dot{\omega}$.¹⁰⁰ However the rotation of the companion is not well (observationally) constrained and the spin-orbit contribution could be significantly larger, even if we apply the recent limit ≤ 66 km/s for the companion's rotational speed.¹¹² The almost edge-on orientation of the orbit ($\sin i = 0.97$) allows the determination of the two Shapiro parameters. However, the analysis is complicated by the fact that the companion is a main-sequence star. For example, the change of dispersion due to stellar wind could mimic a Shapiro delay. The analysis of dispersion measure as a function of the orbital phase at different frequencies proved that this effect is negligible.¹⁰⁰ The measurement of three post-Keplerian parameters has led to the value $m_P = 1.667 \pm 0.021 M_\odot$ at 99.7% confidence level.¹⁰⁰

6.4. PSR 1614-2230

The detailed analysis of the binary orbit of the pulsar PSR 1614-2230 was published in 2010.⁴⁸ This system consist of a $2M_\odot$ pulsar and a helium-carbon-oxygen WD (with a mass of $0.5M_\odot$) on a nearly circular edge-on orbit ($i = 89.17^\circ$). The determination of the masses is based on the measurement of the two Shapiro delay parameters r and s . The NS mass is $1.97M_\odot \pm 0.04M_\odot$ at 1σ -accuracy and

$\pm 0.11M_{\odot}$ at 3σ .⁴⁸ This accuracy of this measurement is unlikely to improve in the near future since the Shapiro delay does not accumulate over time (contrary to $\dot{\omega}$ and \dot{P}_b).

6.5. Other neutron-star mass measurements

Historically, the mass measurements of the three pulsars PSR 1913+16, PSR 1903+0327 and PSR 1614–2230 reviewed in the previous sections, set the highest limit on the NS mass. The basic theory behind those measurements is general relativity, which seems to be the correct theory for describing gravitational interactions. Moreover, the extremely accurate analysis of radio pulses leads to a very precise determination of the relativistic parameters of the binary motion.

It should be mentioned, however, that there exists quite a large number of less precise measurement of NS masses with values of the order and even above $2M_{\odot}$.¹ These measurements mainly refer to NSs in X-ray binaries, where accretion, stellar wind, possible filling of Roche lobe by the companion could all play an important role. For this reason, the error of these NS mass measurements is quite large, typically a few tenths of M_{\odot} (see, e.g., Ref. 1 for a discussion).

Recent observations suggest that the so called black-widow pulsar PSR B1957+20 might be a very massive NS.¹¹³ The analysis of this system is based on the observations of a companion with a very low mass $\simeq 0.03M_{\odot}$. The estimated mass of the pulsar is $2.4M_{\odot}$. But taking into account the possible systematic uncertainties leads to a lower limit of $1.7M_{\odot}$ for this pulsar’s mass.

7. Discussion and conclusion

The maximum mass of a NS is a direct consequence of general relativity and depends on the EoS at densities ranging from that of ordinary matter up to about $10\rho_0$. The EoS is well established for $\rho \lesssim \rho_0$, reasonably well for $\rho_0 < \rho \lesssim 2\rho_0$, but it is very uncertain in the range $2\rho_0 \lesssim \rho < 10\rho_0$. Alas, the value of the maximum mass is to a large extent determined by the high-density part of the EoS. The “theoretical uncertainty” reflects our lack of a precise knowledge of the strong interactions of the dense matter constituents, and stems also from deficiencies and uncontrollable approximations of the many-body theory of the strongly interacting system under consideration. According to different calculations, the maximum mass of spherical nonrotating NSs is predicted to lie in the range $1.5 M_{\odot} \lesssim M_{\max} \lesssim 2.5 M_{\odot}$. Rotation increases the maximum mass. However, this increase amounts to $\sim 3\%$ only for PSR J1748–2446, the most rapidly spinning pulsar known. Higher masses could be reached in differentially rotating NSs, but such configurations are secularly unstable on timescales of seconds.

NS masses have been precisely measured for some binary pulsars. Until very recently, the largest precisely measured NS mass was $M_{\max}^{(\text{obs})} = 1.97 \pm 0.04 M_{\odot}$ for PSR J1614–2230.⁴⁸ However, at the time of writing the precise measurement of the mass of pulsar PSR J0348+0432¹¹⁴ may set a new limit for NS masses: $M_{\max}^{(\text{obs})} =$

22 *N. Chamel, P. Haensel, J. L. Zdunik, A. F. Fantina*

$2.01 \pm 0.04 M_{\odot}$. This mass is sufficiently high to put quite strong constraints on the poorly known EoS of dense matter at densities $\rho > 4\rho_0$. However, it still remains compatible with a large class of models. On the other hand, this measured mass, which is about three times larger than the maximum mass of a star made of an ideal neutron Fermi gas, is a clear observational indication of the dominating role of strong interactions in NSs. In contrast, the maximum mass of a WD can be fairly accurately using the EoS of an almost ideal electron Fermi gas.

Future measurements of NS masses substantially higher than $2.5 M_{\odot}$ would be a real challenge for modern theory of dense matter. For the time being, we find it reasonable to assume that cold matter at densities $\rho < 5 \times 10^{14} \text{ g cm}^{-3}$ is nucleonic, and that for such densities its EoS is reasonably well known. Then, as we have seen, the condition that the sound speed for $\rho > 5 \times 10^{14} \text{ g cm}^{-3}$ not exceed c implies an absolute upper bound on the NS mass of $3 M_{\odot}$. Therefore, we conclude that the true maximum mass of NSs is between $2 M_{\odot}$ and $3 M_{\odot}$.

Acknowledgements

The work of N.C. and A.F.F. was financially supported by FNRS (Belgium). This work was partially supported by the Polish NCN grant no 2011/01/B/ST9/04838.

References

1. P. Haensel, A. Y. Potekhin and D. G. Yakovlev, *Neutron Stars 1: Equation of state and structure* (Springer, 2007).
2. D. M. Gelino and T. E. Harrison, *Astrophys. J.* **599** (2003) 1254.
3. L. Kreidberg, C. D. Bailyn, W. M. Farr, V. Kalogera, *Astrophys. J.* **757** (2012) 36.
4. S. Chandrasekhar, *Astrophys. J.* **74** (1931) 81.
5. W. Anderson, *Z. Phys.* **56** (1929) 851.
6. E. C. Stoner, *Phil. Mag.* **9** (1930) 944.
7. G. Shaviv, *The Life of Stars: The Controversial Inception and Emergence of the Theory of Stellar Structure* (Berlin, Springer, 2010).
8. L. D. Landau, *Phys. Z. Sowjetunion* **1** (1932) 285.
9. D. G. Yakovlev, P. Haensel, G., Baym, and C. Pethick, *Physics Uspekhi* **56** (2013) 289; eprint: arXiv:1210.0682
10. B. K. Harrison, K. S. Thorne, M. Wakano and J. A. Wheeler, *Gravitation theory and gravitational collapse* (University of Chicago Press, 1965).
11. R. C. Tolman, *Phys. Rev.* **55** (1939) 364.
12. J. R. Oppenheimer and G. M. Volkoff, *Phys. Rev.* **55** (1939) 374.
13. A. R. Curtis, *Proc. Roy. Soc. A* **200** (1950) 248.
14. G. F. R. Ellis, R. Martens, M. A. H. MacCallum, *Gen. Relativ. Gravit.* **39** (2007) 1651.
15. M. Fayngold, *Special Relativity and How it Works* (Wiley - VCH Verlag, Weinheim, 2008).
16. H. Bondi, *Proc. Roy. Soc. A* **282** (1964) 303.
17. F. Zwicky, *Astrophys. J.* **88** (1938) 522.
18. F. Zwicky, *Phys. Rev.* **55** (1939) 726.
19. K. Schwarzschild, *Sitzungsberichte der Kniglich Preussischen Akademie der Wissenschaften zu Berlin, Phys.-Math. Klasse* (1916) 424.

20. W. Baade and F. Zwicky, *Phys.Rev.* **45** (1934) 138.
21. T. E. Sterne, *MNRAS* **93** (1933) 736.
22. G. B. van Albada, *Astrophys. J.* **105** (1947) 393.
23. A. G. W. Cameron, *Astrophys. J.* **130** (1959) 884.
24. D. Ivanenko and D. F. Kurdgelaidze, *Nuovo Cimento Lettere* **2** (1969) 13.
25. N. Itoh, *Prog. Theor. Phys.* **44** (1970) 291.
26. Y. C. Leung and C. G. Wang, *Nat. Phys. Sci.* **233** (1971) 99.
27. N. Chamel and P. Haensel, “Physics of Neutron Star Crusts”, *Living Reviews in Relativity* **11** (2008), 10. <http://www.livingreviews.org/lrr-2008-10>
28. J. M. Pearson, S. Goriely, and N. Chamel, *Phys. Rev. C* **83** (2011) 065810.
29. R. N. Wolf, D. Beck, K. Blaum, Ch. Böhm, Ch. Borgmann, M. Breitenfeldt, N. Chamel, S. Goriely, F. Herfurth, M. Kowalska, S. Kreim, D. Lunney, V. Manea, E. Minaya Ramirez, S. Naimi, D. Neidherr, M. Rosenbusch, L. Schweikhard, J. Stanja, F. Wienholtz, K. Zuber, *Phys. Rev. Lett.* **110** (2013) 041101.
30. J. M. Pearson, N. Chamel, S. Goriely, C. Ducoin, *Phys. Rev. C* **85** (2012) 065803.
31. F. Sammarruca, *Int. J. Mod. Phys. E* **19**(2010) 1259.
32. M. Baldo, G. F. Burgio, *Rep. Prog. Phys.* **75**(2012) 026301.
33. S. Gandolfi, J. Carlson, S. Reddy, *Phys. Rev. C* **85**(2012) 032801.
34. I. Tews, T. Krüger, K. Hebeler, A. Schwenk, *Phys. Rev. Lett.* **110** (2013) 032504.
35. Z. H. Li and H.-J. Schulze, *Phys. Rev. C* **78** (2008) 028801.
36. C. Fuchs, *J. Phys. G: Nucl. Part. Phys.* **35** (2008) 014049.
37. M. Baldo and H. R. Moshfegh, *Phys. Rev. C* **86** (2012) 024306.
38. M. Baldo, A. Polls, A. Rios, H.-J. Schulze, I. Vidaña, *Phys. Rev. C* **86** (2012) 064001.
39. F. Sammarruca, B. Chen, L. Coraggio, N. Itaco, R. Machleidt, *Phys. Rev. C* **86** (2012) 054317.
40. A. Akmal, V. R. Pandharipande, and D. G. Ravenhall, *Phys. Rev. C* **58** (1998) 1804.
41. P. Danielewicz, R. Lacey, W. G. Lynch, *Science* **298** (2002) 1592.
42. C. Fuchs, A. Faessler, E. Zabrodin, Y.-M. Zheng, *Phys. Rev. Lett.* **86** (2001) 1974.
43. C. Sturm, I. Böttcher, M. Dębowski et al., *Phys. Rev. Lett.* **86** (2001) 39.
44. C. Hartnack, H. Oeschler, J. Aichelin, *Phys. Rev. Lett.* **96** (2006) 012302.
45. Z. Xiao, B.-A. Li, L.-W. Chen, G.-C. Yong, M. Zhang, *Phys. Rev. Lett.* **102** (2009) 062502.
46. D.-H. Wen, B.-A. Li, and L.-W. Chen, *Phys. Rev. Lett.* **103** (2009) 211102.
47. D.-H. Wen, J. Yan, X.-M. Liu, *Int. J. Mod. Phys. D* **21** (2012) 50036.
48. P. B. Demorest, T. Pennucci, S. M. Ransom, M. S. E. Roberts, J. W. T. Hessels, *Nature* **467** (2010) 1081.
49. N. K. Glendenning, *Compact stars: nuclear physics, particle physics, and general relativity* (Astronomy and astrophysics library, New York, Springer, 2000).
50. I. Vidaña, D. Logoteta, C. Providência, A. Polls, I. Bombaci, *Europhys. Lett.* **94** (2011) 11002.
51. G. F. Burgio, H.-J. Schulze, A. Li, *Phys. Rev. C* **83** (2011) 025804.
52. H.-J. Schulze and T. Rijken, *Phys. Rev. C* **84** (2011) 035801.
53. I. Vidaña, D. Logoteta, C. Providência, A. Polls, I. Bombaci, *Europhys.Lett.* **94**(2011) 11002.
54. I. Bednarek, P. Haensel, J. L. Zdunik, M. Bejger, R. Mańka, *Astron. Astrophys.* **543** (2012) A157.
55. A. Sulaksono and B. K. Agrawal, *Nucl. Phys. A* **895** (2012) 44.
56. W.-Z. Jiang, B.-A. Li, L.-W. Chen, *Astrophys J.* **756** (2012) 56.
57. S. Weissenborn, D. Chatterjee, J. Schaffner-Bielich, *Phys. Rev. C* **85** (2012) 065802.
58. X.-F. Zhao and H.-Y. Jia, *Phys. Rev. C* **85** (2012) 065806.

24 *N. Chamel, P. Haensel, J. L. Zdunik, A. F. Fantina*

59. L. Bonanno, A. Sedrakian, *Astron. Astrophys.* **539** (2012) A16.
60. G. Colucci, A. Sedrakian, *Phys. Rev. C* **87** (2013) 055806.
61. N. Gupta and P. Arumugam, *Phys. Rev. C* **85** (2012) 015804.
62. J. C. Collins, M. J. Perry, *Phys. Rev. Lett.* **34** (1975) 1353.
63. M. Alford, D. Blaschke, A. Drago, T. Klaehn, G. Pagliara, J. Schaffner-Bielich, *Nature* **445** (2007) E7.
64. A. Kurkela, P. Romatschke, A. Vuorinen, *Phys. Rev. D* **81** (2010) 105021.
65. J. L. Zdunik and P. Haensel, *Astron. Astrophys.* **551** (2013) A61.
66. N. Chamel, A. F. Fantina, J.M. Pearson, S. Goriely, *Astron. Astrophys.* **553** (2013) A22.
67. A. R. Bodmer, *Phys. Rev. D* **4** (1971) 1601.
68. E. Witten, *Phys. Rev. D* **30** (1984) 272.
69. X. Y. Lai and R. X. Xu, *MNRAS* **398** (2009) L31.
70. H. Shen, H. Toki, K. Oyamatsu, K. Sumiyoshi, *Astrophys. J. Suppl.* **197** (2011) 20.
71. D. Blaschke, T. Klaehn, R. Lastowiecki, F. Sandin, *J. Phys. G: Nucl. Part. Phys.* **37** (2010) 094063.
72. S. Weissenborn, I. Sagert, G. Pagliara, M. Hempel, J. Schaffner-Bielich, *Astrophys. J. Lett.* **740** (2011) L14.
73. F. Özel, D. Psaltis, S. Ransom, P. Demorest, M. Alford, *Astrophys. J. Letters* **724** (2010) L199.
74. D. Blaschke, D. E. Alvarez-Castillo, S. Benic, arXiv:13103803v1 [nucl-th] 14 Oct 2013.
75. H. A. Buchdahl, *Phys. Rev.* **116** (1959) 1027.
76. R. M. Wald, *General Relativity* (University of Chicago Press, 1984).
77. D. Barraco and V. H. Hamity, *Phys. Rev. D* **65** (2002) 124028.
78. D. J. Hegyi, T.-S. H. Lee and J. M. Cohen, Seventh Texas Symposium on Relativistic Astrophysics, AAS, American Physical Society, and New York Academy of Sciences, Annals of the New York Academy of Sciences, Vol. **262** (1975), p. 404.
79. Ya. B. Zeldovich, *Sov. Phys.-JETP* **14** (1962) 1143.
80. M. Nauenberg and G. Chapline, *Astrophys. J.* **179** (1973) 277.
81. C. E. Rhoades and R. Ruffini, *Phys. Rev. Lett.* **32** (1974) 324.
82. R. C. Malone, M. B. Johnson, H. A. Bethe, *Astrophys. J.* **199** (1975) 741.
83. K. Brecher and G. Caporaso, *Nature* **259** (1976) 377.
84. J. B. Hartle, *Phys. Rep.* **46** (1978) 201.
85. J. Lattimer, M. Prakash, D. Masak, A. Yahil, *Astrophys. J.* **355** (1990) 241.
86. V. Kalogera and G. Baym, *Astrophys. J.* **470** (1996) L61.
87. S. Koranda, N. Stergioulas, J. L. Friedman, *Astrophys. J.* **488** (1997) 799.
88. I. Sagert, L. Tolos, D. Chatterjee, J. Schaffner-Bielich, C. Sturm, *Phys. Rev. C* **86** (2012) 045802.
89. N. Stergioulas, “Rotating stars in relativity”, *Living Reviews in Relativity* **6** (2003) 3. <http://www.livingreviews.org/lrr-2003-3/>
90. F. Galeazzi, S. Yoshida, Y. Eriguchi, *Astron. Astrophys.* **541** (2012) A156.
91. M. Szkudlarek, D. Gondek-Rosińska, L. Villain and M. Ansorg, Electromagnetic Radiation from Pulsars and Magnetars, ASP Conference Series (Astronomical Society of the Pacific, San Francisco CA), Vol. **466** (2012), p. 231.
92. S. L. Shapiro, *Astrophys. J.* **544** (2000) 397.
93. S. A. Balbus and J. F. Hawley, *Astrophys. J.* **376** (1991) 214.
94. M. D. Duez, Y. T. Liu, S. L. Shapiro, M. Shibata, B. C. Stephens, *Phys. Rev. D.* **73** (2006) 104015.
95. R. A. Hulse and J. H. Taylor, *Astrophys. J.* **195** (1975) L51.

96. J. H. Taylor and J. M. Weisberg, *Astrophys. J.* **253** (1982) 908.
97. J. M. Weisberg and J. H. Taylor, *Phys. Rev. Lett.* **52** (1984) 1348.
98. J. M. Weisberg and J. H. Taylor, Radio Pulsars, eds. M. Bailes, D. J. Nice and S. E. Thorsett (Astronomical Society of the Pacific, San Francisco CA), ASP Conference Series **302** (2003) 93.
99. D. J. Champion, S. M. Ransom, P. Lazarus et al., *Science* **320** (2008) 1309.
100. P. C. C. Freire, C. G. Bassa, N. Wex, I. H. Stairs et al., *MNRAS* **412** (2011) 2763.
101. J. M. Weisberg, D. J. Nice, J. H. Taylor, *Astrophys. J.* **722** (2010) 1030.
102. R. D. Blandford and S. A. Teukolsky, *Astrophys. J.* **205** (1976) 580.
103. I. H. Stairs, “Testing General Relativity with Pulsar Timing”, *Living Reviews in Relativity* **6** (2003) 5. <http://www.livingreviews.org/lrr-2003-5>
104. J. H. Taylor, R. A. Hulse, L. A. Fowler, G. E. Gullahorn, J. M. Rankin, *Astrophys. J. Letters* **206** (1976) L53.
105. J. H. Taylor, L. A. Fowler, P. M. McCulloch, *Nature* **277** (1979) 437.
106. J. H. Taylor and J. M. Weisberg, *Astrophys. J.* **345** (1989) 434.
107. T. Damour and J. H. Taylor, *Astrophys. J.* **366** (1991) 501.
108. X.-W. Liu and X.-D. Li, *Astrophys. J.* **692** (2009) 723.
109. Z. S. Portegies, E. P. J. van den Heuvel, J. van Leeuwen, G. Nelemans, *Astrophys. J.* **734** (2011) 55.
110. M. Bejger, M. Fortin, P. Haensel, J. L. Zdunik, *Astron. Astrophys.* **536** (2011) A87.
111. S. M. Kopeikin, *Astrophys. J. Letters* **467** (1996) L93.
112. J. Khargharia, J. T. Stocke, C. S. Froning, A. Gopakumar, B. C. Joshi, *Astrophys. J.* **744** (2012) 183.
113. M. H. van Kerkwijk, R. P. Breton, S. R. Kulkarni, *Astrophys. J.* **728** (2011) 95.
114. J. Antoniadis, P. C. C. Freire, N. Wex, T. M. Tauris, R. S. Lynch, M. H. van Kerkwijk, M. Kramer, C. Bassa, V. S. Dhillon, T. Driebe, J. W. T. Hessels, V. M. Kaspi, V. I. Kondratiev, N. Langer, T. R. Marsh, M. A. McLaughlin, T. T. Pennucci, S. M. Ransom, I. H. Stairs, J. van Leeuwen, J. P. W. Verbiest, D. G. Whelan, *Science* **340** (2013) 1233232.