

# Polar Codes with Dynamic Frozen Symbols and Their Decoding by Directed Search

Peter Trifonov

June 6, 2019

## Abstract

A novel construction of polar codes with dynamic frozen symbols is proposed. The proposed codes are subcodes of extended BCH codes, which ensure sufficiently high minimum distance. Furthermore, a decoding algorithm is proposed, which employs estimates of the not-yet-processed bit channel error probabilities to perform directed search in code tree, reducing thus the total number of iterations.

## 1 Introduction

Polar codes were recently shown to be able to achieve the capacity of a wide class of communication channels [1]. However, the performance of polar codes of moderate length appears to be quite poor. This is both due to suboptimality of the successive cancellation (SC) decoding algorithm and low minimum distance of polar codes. The first problem was addressed in [2], where a list decoding algorithm for polar codes was introduced. Similar stack-based decoding algorithm was presented in [3]. To solve the problem of low minimum distance, serial concatenation with an outer CRC code, i.e. taking some subcode of the original polar code, was suggested in [2]. Numeric results show that this approach significantly improves the performance, although no non-trivial estimates of the minimum distance of the obtained codes are available.

Observe that pre-encoding the data with CRC introduces dependencies between information symbols of the inner polar code. In this paper this idea is generalized by constructing these dependencies in such way, so that the obtained code is a subcode of another code with sufficiently high minimum distance. Furthermore, a novel decoding algorithm for polar codes is derived, which performs directed search in code tree for the most probable codeword.

The paper is organized as follows. Section 2 presents the background on polar codes and SC decoding. Polar codes with dynamic frozen symbols are introduced in Section 3. A novel decoding algorithm for polar codes is derived in Section 4. Numeric results illustrating the performance of the proposed codes and improved decoding algorithm are provided in Section 5. Finally, some conclusions are drawn.

## 2 Background

### 2.1 Polar codes and the successive cancellation algorithm

( $n = 2^m, k$ ) polar code is a linear block code generated by  $k$  rows of matrix  $A = B_m F^{\otimes m}$ , where  $B_m$  is the bit-reversal permutation matrix,  $F = \begin{pmatrix} 1 & 0 \\ 1 & 1 \end{pmatrix}$ , and  $\otimes m$  denotes  $m$ -times Kronecker product of the matrix with itself [1]. The particular rows to be used in a generator matrix are selected so that the decoding error probability is minimized. Hence, a codeword of a classical polar code is obtained as  $c = uA$ , where  $u_i = 0, i \in \mathcal{F}$ , and  $\mathcal{F} \subset \{0, \dots, n-1\}$  is the set of  $n-k$  frozen bit subchannel indices. Observe that  $AA = I$ . Hence, the parity check matrix of a polar code is given by rows of  $A^T$  with indices in  $\mathcal{F}$ .

The SC decoding algorithm at phase  $i$  computes  $P(u_0^i | y_0^{n-1}) = \frac{P(y_0^{n-1}, u_0^{i-1} | u_i)}{2P(y_0^{n-1})}$ ,  $u_i \in \{0, 1\}$ , where  $a_s^t = (a_s, \dots, a_t)$ ,  $y_0, \dots, y_{n-1}$  are the noisy symbols obtained by transmitting codeword symbols  $c_0, \dots, c_{n-1}$  over a binary input memoryless output-symmetric channel. The decoder makes decision

$$\hat{u}_i = \begin{cases} \arg \max_{u_i \in \{0,1\}} P(y_0^{n-1}, u_0^{i-1} | u_i), & i \notin \mathcal{F} \\ 0, & \text{otherwise.} \end{cases} \quad (1)$$

This decision is used at subsequent steps instead of the true value of  $u_i$  to determine the values of  $u_{i+1}, \dots, u_{n-1}$ . It was shown in [1] that these calculations can be implemented with complexity  $O(n \log n)$ .

It is possible to re-formulate the above described algorithm in terms of log-likelihood ratios  $L_i = \log \frac{P(y_0^{n-1}, u_0^{i-1} | u_i=1)}{P(y_0^{n-1}, u_0^{i-1} | u_i=0)}$ , and compute their probability distributions assuming that zero codeword is transmitted, and all previous estimates  $u_0, \dots, u_{i-1}$  are correct. This can be implemented via density evolution [4] or its Gaussian approximation [5, 6]. Then one can compute the probabilities  $p_i$  of incorrect estimation of each  $u_i$ , and construct  $\mathcal{F}$  as the set of  $n-k$  indices  $i$  with the largest  $p_i$ . The minimum distance of the obtained polar code is given by  $2^{t_0}$ , where  $t_0 = \min \{\text{wt}(i) | i \in \{0, \dots, n-1\} \setminus \mathcal{F}\}$ , and  $\text{wt}(i)$  denotes the number of 1's in the binary expansion of integer  $i$ . Observe that this method for construction of polar codes is not guaranteed to be optimal if some other decoding algorithm (e.g. list or stack SC) is used.

### 2.2 Stack SC decoding

The main problem with the SC decoding algorithm is that it cannot recover errors occurring at its early stages. Since at the  $i$ -th phase the decoder takes into account only a subset of rows of the parity check matrix of the polar code corresponding to frozen symbols  $i' : i' < i, i' \in \mathcal{F}$ , the decisions performed at early stages are quite unreliable, and may need to be revised as soon as additional parity check constraints are taken into account. This problem can be avoided by keeping a list of most likely paths. Each path is identified by

vector  $u_0^{i-1}$  of the values of already processed symbols  $u_j$ . The list may include either  $L$  paths of the same length [2], or a varying number of paths of different lengths arranged in a stack (in fact, priority queue) [3]. If  $i \in \mathcal{F}$ , then the path can be extended to  $(u_0, \dots, u_{i-1}, 0)$ . Otherwise, two possible extensions  $(u_0, \dots, u_{i-1}, 0)$  and  $(u_0, \dots, u_{i-1}, 1)$  need to be considered. At each iteration stack decoder selects for extension the path  $u_0^{i-1}$  with the largest value of

$$M(u_0^i) = \begin{cases} M(u_0^{i-1}), & i \in \mathcal{F}, \\ \log P(u_0^i | y_0^{n-1}), & i \notin \mathcal{F}. \end{cases} \quad (2)$$

This can be considered as an instance of the Dijkstra algorithm for finding the shortest (meaning most likely in the context of decoding) path in a graph (code tree).

### 3 Polar codes with dynamic frozen symbols

It appears that polar codes constructed using density evolution method have quite small minimum distance. To solve this problem, observe that it is not necessary to set  $u_i = 0, i \in \mathcal{F}$ . The  $i$ -th frozen symbol can be equal to any pre-defined function of non-frozen symbols  $u_j, j < i$ . This does not affect the behaviour of the SC decoder and performance of bit subchannels induced by the linear transformation given by matrix  $A$ .

Observe that  $n \times n$  matrix  $A$  is invertible. This implies that any  $(n = 2^m, k, d)$  linear code  $C$  with check matrix  $H$  can be obtained as an appropriate subspace of its row space. Namely, information vector  $u$  results in a polar codeword being also a codeword of  $C$  if

$$u \underbrace{AH^T}_{V^T} = 0.$$

Let  $i_j = \max \{t \in \{0, \dots, n-1\} | V_{j,t} = 1\}, 0 \leq j < n-k$ . By applying elementary row operations to matrix  $H$ , it is possible to obtain  $V$  such that for any  $t \in \{0, \dots, 2^m - 1\}$  there exists at most one  $j : i_j = t$ . Let  $\mathcal{F} = \{t | \exists j : i_j = t\}$ . Let  $S_j = \{t | V_{j,t} = 1, t < i_j\}$ . Hence, one obtains the dynamic freezing constraints on information symbols of a polar code

$$u_j = \sum_{t \in S_j} u_t, j \in \mathcal{F}. \quad (3)$$

This enables one to perform decoding of any binary block code using the SC decoder or any of its variations. Namely, (1) can be replaced with

$$\hat{u}_i = \begin{cases} \arg \max_{u_i \in \{0,1\}} P(y_0^{n-1}, u_0^{i-1} | u_i), & i \notin \mathcal{F} \\ \sum_{t \in S_i} u_t, & i \in \mathcal{F}. \end{cases} \quad (4)$$

However, the set of non-frozen bit subchannels obtained for a generic linear binary code using the above described method includes, in general, many bad

subchannels, while many good bit subchannels are frozen. This causes the SC decoder performance to be much worse compared to state-of-the-art decoding algorithms [7].

It was shown in [8, 9, 10] that a punctured Reed-Muller code of order  $r$  and length  $2^m$  contains a subcode equivalent to the cyclic code with generator polynomial  $g(x)$  having roots  $\alpha^i : 1 \leq \text{wt}(i) < m - r, 1 \leq i \leq 2^m - 2$ , where  $\alpha$  is a primitive element of  $GF(2^m)$ . On the other hand,  $(r, m)$  Reed-Muller code can be considered as a special case of a polar code with  $\mathcal{F} = \{i \in \{0, \dots, 2^m - 1\} \mid \text{wt}(i) < m - r\}$ . Hence, given an extended BCH code, one can identify an appropriate Reed-Muller supercode, so that all bit subchannels  $i$  with sufficiently small  $\text{wt}(i)$  are frozen. In general, such bit subchannels have high error probability under SC decoding.

**Example 1.** Consider  $(16, 7, 6)$  extended BCH code. The generator polynomial of the corresponding non-extended code has roots  $\alpha, \alpha^3$  and their conjugates, where  $\alpha$  is a primitive root of  $x^4 + x + 1$ . The constraints on vector  $u$ , such that  $u\mathcal{A}$  is a permuted codeword of this code, are given by

$$u \begin{pmatrix} 1 & 0 & 0 & 0 & 0 & 0 & 0 & 0 & 0 & 0 & 0 & 0 & 0 & 0 & 0 & 0 \\ 1 & 0 & 0 & 0 & 0 & 0 & 0 & 0 & 1 & 0 & 0 & 0 & 0 & 0 & 0 & 0 \\ 1 & 0 & 0 & 0 & 1 & 0 & 0 & 0 & 0 & 0 & 0 & 0 & 0 & 0 & 0 & 0 \\ 1 & 0 & 0 & 0 & 1 & 0 & 0 & 0 & 1 & 0 & 0 & 0 & 0 & 0 & 0 & 0 \\ 1 & 0 & 1 & 0 & 0 & 0 & 0 & 0 & 0 & 0 & 0 & 0 & 0 & 0 & 0 & 0 \\ 1 & 0 & 1 & 0 & 0 & 0 & 0 & 0 & 1 & 0 & 1 & 0 & 0 & 0 & 0 & 0 \\ 1 & 0 & 1 & 0 & 1 & 0 & 1 & 0 & 1 & 0 & 1 & 0 & 1 & 0 & 1 & 0 \\ 1 & 1 & 0 & 0 & 0 & 0 & 0 & 0 & 0 & 0 & 0 & 0 & 0 & 0 & 0 & 0 \\ 1 & 1 & 0 & 0 & 0 & 0 & 0 & 1 & 1 & 0 & 0 & 0 & 0 & 0 & 0 & 0 \\ 1 & 1 & 0 & 0 & 1 & 1 & 0 & 0 & 0 & 0 & 0 & 0 & 0 & 0 & 0 & 0 \\ 1 & 1 & 0 & 0 & 1 & 1 & 0 & 0 & 1 & 1 & 0 & 0 & 1 & 1 & 0 & 0 \\ 1 & 1 & 1 & 1 & 0 & 0 & 0 & 0 & 0 & 0 & 0 & 0 & 0 & 0 & 0 & 0 \\ 1 & 1 & 1 & 1 & 0 & 0 & 0 & 0 & 1 & 1 & 1 & 1 & 0 & 0 & 0 & 0 \\ 1 & 1 & 1 & 1 & 1 & 1 & 1 & 1 & 0 & 0 & 0 & 0 & 0 & 0 & 0 & 0 \\ 1 & 1 & 1 & 1 & 1 & 1 & 1 & 1 & 1 & 1 & 1 & 1 & 1 & 1 & 1 & 1 \end{pmatrix} \begin{pmatrix} 1 + \alpha + \alpha^2 + \alpha^3 & \alpha^2 + \alpha^3 & 1 \\ \alpha + \alpha^2 + \alpha^3 & \alpha^3 & 1 \\ 1 + \alpha^2 + \alpha^3 & \alpha + \alpha^3 & 1 \\ \alpha^2 + \alpha^3 & \alpha^3 & 1 \\ 1 + \alpha + \alpha^3 & \alpha^2 + \alpha^3 & 1 \\ \alpha + \alpha^3 & 1 + \alpha + \alpha^2 + \alpha^3 & 1 \\ 1 + \alpha^3 & 1 + \alpha + \alpha^2 + \alpha^3 & 1 \\ \alpha^3 & \alpha + \alpha^3 & 1 \\ 1 + \alpha + \alpha^2 & 1 & 1 \\ \alpha + \alpha^2 & 1 & 1 \\ 1 + \alpha^2 & \alpha + \alpha^3 & 1 \\ \alpha^2 & \alpha^2 + \alpha^3 & 1 \\ 1 + \alpha & 1 + \alpha + \alpha^2 + \alpha^3 & 1 \\ \alpha & \alpha^3 & 1 \\ 1 & 1 & 1 \\ 0 & 0 & 1 \end{pmatrix} = 0.$$

Multiplying matrices, expanding their elements in the standard basis and applying elementary column operations, one obtains

$$u \begin{pmatrix} 0 & 0 & 0 & 0 & 1 & 0 & 0 & 0 & 0 & 1 & 0 & 1 & 0 & 0 & 0 \\ 0 & 0 & 0 & 0 & 0 & 0 & 0 & 0 & 1 & 1 & 0 & 0 & 0 & 0 & 0 \\ 0 & 0 & 0 & 0 & 0 & 1 & 1 & 0 & 0 & 1 & 0 & 0 & 0 & 0 & 0 \\ 0 & 0 & 0 & 0 & 0 & 0 & 0 & 0 & 1 & 0 & 0 & 0 & 0 & 0 & 0 \\ 0 & 0 & 0 & 1 & 0 & 1 & 0 & 0 & 0 & 0 & 0 & 0 & 0 & 0 & 0 \\ 0 & 0 & 0 & 0 & 1 & 0 & 0 & 0 & 0 & 0 & 0 & 0 & 0 & 0 & 0 \\ 0 & 0 & 1 & 0 & 0 & 0 & 0 & 0 & 0 & 0 & 0 & 0 & 0 & 0 & 0 \\ 0 & 1 & 0 & 0 & 0 & 0 & 0 & 0 & 0 & 0 & 0 & 0 & 0 & 0 & 0 \\ 0 & 1 & 0 & 0 & 0 & 0 & 0 & 0 & 0 & 0 & 0 & 0 & 0 & 0 & 0 \\ 1 & 0 & 0 & 0 & 0 & 0 & 0 & 0 & 0 & 0 & 0 & 0 & 0 & 0 & 0 \end{pmatrix}^T = 0 \quad (5)$$

This means that  $u_0 = u_1 = u_2 = u_4 = u_8 = 0$  (static frozen symbols), and  $u_5 = u_3, u_9 = u_5 + u_6, u_{10} = u_9, u_{12} = u_5 + u_{10} = u_6$  (dynamic frozen symbols).  $u_3, u_6, u_7, u_{11}, u_{13}, u_{14}, u_{15}$  are non-frozen symbols.

Unfortunately, exploiting the relationship of e-BCH and Reed-Muller codes is not sufficient to exclude all bad bit subchannels from the set of non-frozen

ones. The set of dynamic frozen subchannels of low-rate e-BCH codes includes many good ones, while a lot of subchannels with high error probability remain unfrozen. List SC decoding with extremely large list size has to be used in order to obtain the performance comparable with other decoding algorithms.

To avoid this problem and obtain a  $(2^m, k, \geq d)$  code suitable for use with SC decoder, we propose to construct the information symbol constraints (i.e. identify dynamic frozen symbols) for a high-rate  $(2^m, k', d)$  e-BCH code with sufficiently high minimum distance  $d$ , and additionally freeze  $k' - k$  bit subchannels with highest error probability, as determined by density evolution.

**Example 2.** *Let us construct a  $(16, 6, 6)$  code based on  $(16, 7, 6)$  e-BCH code considered in Example 1, by optimizing it for the case of binary erasure channel with erasure probability  $p_{0,0} = 0.5$ . The bit subchannel Bhattacharyya parameters are given by [1]*

$$\begin{aligned} p_{m,2j} &= 2p_{m-1,j} - p_{m-1,j}^2 \\ p_{m,2j+1} &= p_{m-1,j}^2. \end{aligned}$$

Hence, one obtains  $p_4 = (\underline{0.9999}, \underline{0.992}, \underline{0.985}, 0.77, \underline{0.96}, \underline{0.65}, 0.53, 0.1, \underline{0.9}, \underline{0.47}, \underline{0.35}, 3.7 \cdot 10^{-2}, \underline{0.23}, 1.5 \cdot 10^{-2}, 7.8 \cdot 10^{-3}, 1.5 \cdot 10^{-5})$ . Here the values corresponding to frozen bit subchannels of the e-BCH code are underlined. It can be seen that  $u_3$  has the largest erasure probability 0.77, and has to be frozen to obtain the required code.

**Example 3.** *Consider construction of a  $(1024, 512)$  code. There exists a  $(1024, 513, 116)$  e-BCH code, which cannot, however, be decoded efficiently with (list) SC decoder. On the other hand, pure polar code optimized for AWGN channel with  $E_b/N_0 = 2\text{dB}$  has minimum distance 16. One can take a  $(1024, 913, 24)$  e-BCH code and freeze 401 additional bit subchannels to obtain a  $(1024, 512, \geq 24)$  polar code with dynamic frozen symbols.*

## 4 Decoding with directed search

MAP decoding of a polar code requires finding a sequence of information bits  $u_0^{n-1}$ , such that  $P(u_0^{n-1}|y_0^{n-1})$  is maximizes, subject to information symbol freezing constraints. In the case of SC decoding one obtains

$$P(u_0^{n-1}|y_0^{n-1}) = P(u_0^{i-1}|y_0^{i-1}) \prod_{j=i}^{n-1} P(u_j|u_0^{j-1}, y_0^{n-1}). \quad (6)$$

The original SC decoding algorithm [1] operates locally on code tree, and selects at each phase  $i \notin \mathcal{F}$  the most likely value  $u_i$ , appending it to the path being reconstructed. List SC decoding algorithm keeps  $L$  paths  $u_0^{i-1}$ , extends them with both values of  $u_i$  and eliminates least likely paths. Stack SC decoding algorithm [3] keeps a set  $\mathcal{U}$  of path of variable length, and at each iteration

selects for extension the path having most probable head  $u_0^{i-1}$ .  $\mathcal{U}$  contains initially an empty path.

The genie stack SC decoder should select at each iteration the path  $u_0^{i-1}$  which maximizes (6). In this case, exactly  $n$  iterations would be performed. However, in a real decoder for a branch  $u_0^{i-1}$  in a code tree only  $P(u_0^{i-1}|y_0^{n-1})$  is available. This causes the decoder to switch frequently between different paths, increasing thus the number of iterations needed to find the most probable codeword. To avoid this problem, we propose to replace the second term in (6) with its expected value over all possible received vectors  $y_0^{n-1}$ . Assume for the sake of simplicity that zero codeword has been transmitted. Then for the correct path  $u_0^{i-1} = \mathbf{0}^i = (0, \dots, 0)$  one obtains  $E[P(u_0^{n-1} = \mathbf{0}^{n-1}|y_0^{n-1})] = P(u_0^{i-1}|y_0^{n-1}) \cdot \prod_{j=i}^{n-1} E[P(u_j = 0|u_0^{j-1} = \mathbf{0}^j, y_0^{n-1})] = P(u_0^{i-1}|y_0^{n-1})\phi(i)$ , where

$$\phi(i) = \prod_{j=i}^{n-1} (1 - P_j), \quad (7)$$

and  $P_j$  is the  $j$ -th subchannel error probability, provided that exact values of all previous bits  $u_i, i < j$ , are available. For a given channel,  $P_j$  can be pre-computed using density evolution. At each iteration the decoder should select for extension a path  $u_0^{i-1}$ , such that  $P(u_0^{i-1}|y_0^{n-1}) \cdot \phi(i)$  is maximized.

However, it may happen that  $\phi(i)$  is less than the actual value of  $\prod_{j=i}^{n-1} P(u_j|u_0^{j-1}, y_0^{n-1})$ . In this case the decoder may proceed along an incorrect path. If there exists a codeword  $c : P(c_0^{n-1}|y_0^{n-1}) > P(u_0^{i-1}|y_0^{n-1})\phi(i)$  for some  $i$ , this results in decoding error, i.e. the performance of the proposed algorithm may be worse than that of a maximum-likelihood decoder. This approach can be considered as an instance of  $A$ -algorithm (see [11] and references therein), with  $\phi(i)$  being a heuristic function, estimating the cost of the unexplored part of the paths.

One should keep the number of paths tracked by the decoder limited. Various techniques to do this were considered in [3], in particular:

- Let  $q_i$  be the number of times a path of length  $i$  was extracted from the priority queue. If  $q_i \geq L$ , all paths shorter than  $i + 1$  should be dropped from the queue. That is,  $L$  is the maximal list size at each decoding phase.
- If the number of paths  $P$  in the priority queue exceeds its capacity  $C$ , the least probable ones should be dropped from it.

In practice, the probability of correct path being dropped as a result of application of these rules significantly exceeds the probability of an incorrect path being extended till phase  $n$  due to  $\phi(i)$  being less than the actual probability of its tail. Figure 1 summarizes the proposed algorithm. The algorithm is presented in probability domain, but it can be easily modified to work with logarithms of path probabilities. Obviously, this algorithm is applicable to classical polar codes as well.

The algorithm makes use of functions  $Push(S, U)$ ,  $PopMax()$  and  $PopMin()$ , which push into the priority queue path  $U$  with score  $S$ , and extract

```

DECODE( $y_0^{n-1}, L, C$ )
1  PUSH(1,  $\epsilon$ );  $P \leftarrow 1$ 
2   $q \leftarrow (0, \dots, 0)$ 
3  while true
4  do  $U \leftarrow \text{POPMAX}()$ ;  $P \leftarrow P - 1$ 
5      $i \leftarrow |U|$ ;  $q_i \leftarrow q_i + 1$ 
6     if  $i = n$ 
7         then return  $U$ 
8     if  $i \in \mathcal{F}$ 
9         then  $u \leftarrow \sum_{t \in S_i} u_t$ ;  $S \leftarrow P(U.u|y_0^{n-1})$ 
10            PUSH( $S \cdot \phi(i+1), U.u$ );  $P \leftarrow P + 1$ 
11        else if  $P \geq C - 2$ 
12            then KILLPATH(POPMIN());
13                KILLPATH(POPMIN());
14                 $P \leftarrow P - 2$ 
15             $S_0 \leftarrow P(U.0|y_0^{n-1})$ ;  $S_1 \leftarrow P(U.1|y_0^{n-1})$ 
16            PUSH( $S_0 \cdot \phi(i+1), U.0$ );  $P \leftarrow P + 1$ 
17            PUSH( $S_1 \cdot \phi(i+1), U.1$ );  $P \leftarrow P + 1$ 
18    if  $q_i \geq L$ 
19        then for each path  $U$  in the priority queue
20            do if  $|U| < L$ 
21                then UNQUEUE( $U$ )
22                KILLPATH( $U$ );  $P \leftarrow P - 1$ 

```

Figure 1: Decoding with directed search

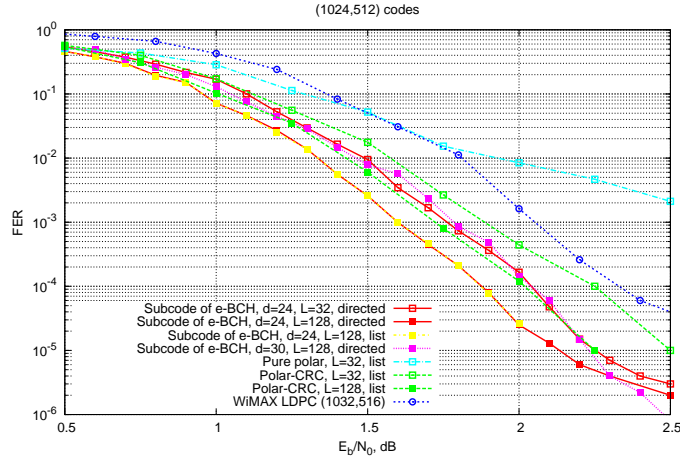


Figure 2: Performance of length 1024 codes

from it the paths with the highest and smallest scores, respectively.  $\epsilon$  denotes an empty vector, and  $U.a$  denotes a vector obtained by appending value  $a$  to vector  $U$ . Function *KillPath* corresponds to dropping a path, while line 17 corresponds to cloning a path. Efficient implementation of these operations was given in [2]. Function *Unqueue* removes an element from the priority queue. A priority queue supporting the required operations can be implemented using a red-black tree [12].

## 5 Numeric results

Figure 2 presents the performance of (1024, 512) polar codes with dynamic frozen symbols obtained as subcodes of (1024, 913, 24) and (1024, 883, 30) e-BCH codes, conventional polar code, a polar code concatenated with outer CRC one [2] constructed for  $E_b/N_0 = 2dB$ , and a WiMAX LDPC code. Decoding of polar codes was performed using the proposed directed search algorithm. For comparison, the performance of SC list decoder is also shown. It appears that the proposed directed search algorithm provides exactly the same performance as list decoding algorithm with the same list size  $L$ , so the results for the latter algorithm are reported only for the case of  $L = 128$ .

It can be seen that the improved minimum distance of the proposed codes results in substantially better performance compared to pure polar codes. The code with design minimum distance  $d = 24$  outperforms both polar-CRC and LDPC ones. However, as in the case of polar-CRC codes, large list size  $L$  is needed to fully exploit the error-correcting capability of the proposed codes. Furthermore, increasing design minimum distance causes many good bit sub-channels to be frozen, which results in performance degradation of SC list/stack decoder in the low-SNR region. However, at high SNR larger minimum distance enables one to avoid error floor.

Figure 3 presents average number of iterations performed by the SC stack decoding algorithm (see Figure 1) with and without the proposed directed search method. In the latter case (i.e. with  $\phi(i) = 1$ ) the algorithm reduces to the one presented in [3]. It can be seen that employing directed search dramatically reduces the number of iterations compared to the original stack algorithm, especially in the high SNR region.

Figure 4 illustrates the behaviour of logarithmic heuristic function  $-\log \phi(i)$  (see (7)), obtained with Gaussian approximation for density evolution, as well as a number of decoder traces, which correspond to sequences of values  $\log P(u_0^{i-1}|y_0^{n-1})$  for correct paths. Furthermore, appropriately scaled number of not-yet-processed frozen symbols  $q(i) = |\mathcal{F} \cap \{i, \dots, n-1\}|$  at phase  $i$  is shown. If  $\phi(i)$  were an exact value of the probability of the unexplored part of the correct path at phase  $i$ ,  $\log P(u_0^{i-1}|y_0^{n-1}) - (-\log \phi(i))$  would remain a constant. However, it can be seen that for small  $i$   $\phi(i)$  overestimates this probability, while for large  $i$  the score of the correct path  $u_0^{i-1}$  may vary significantly around its initial estimate  $\phi(0)$ . Nevertheless, as it was shown above, the performance of the proposed decoding algorithm appears to be exactly the same as

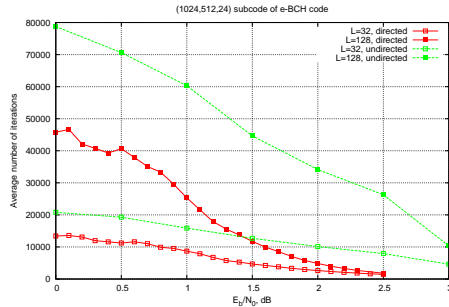


Figure 3: Average number of iterations

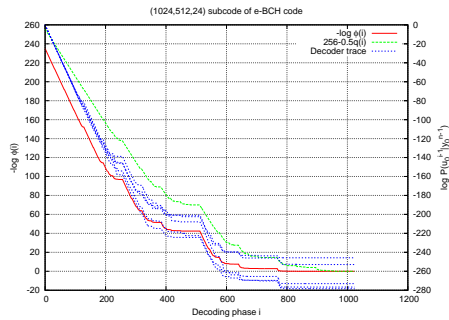


Figure 4: Heuristic function behaviour

the list decoder with the same list size  $L$ , which does not employ any heuristic functions.

It can be also seen that the decoder trace closely follows  $q(i)$ , i.e. correct path probability drops mostly while processing frozen symbols. Observe that the path score function (2), which was used in [3] to implement undirected search for the correct path in a code tree, exhibits the opposite behaviour.

## 6 Conclusions

In this paper a novel construction of polar codes with dynamic frozen symbols was proposed. It enables one to ensure that the code has sufficiently high minimum distance by employing an appropriate e-BCH supercode. However, increasing the design minimum distance of the e-BCH supercode results in many good bit subchannels to be frozen. This may cause the SC decoder to take wrong path at some step. Avoiding this problem requires one to perform list decoding with sufficiently large list size. In order to keep the decoding complexity low, one has to keep the design minimum distance of polar codes many times smaller compared to the one achievable with pure BCH or related codes. This implies

that development of more advanced decoding algorithms for polar codes may result in further performance improvements.

Another contribution of this paper is a decoding algorithm for polar codes with or without dynamic frozen symbols, which employs an estimate of bit subchannel error probabilities to select the most likely path to be extended. This significantly reduces the number of iterations performed by the decoder without any practical performance loss.

## Acknowledgements

This work was supported by Samsung Electronics, and partially by Russian Foundation for Basic Research under the grant 12-01-00365-a. The author thanks V. Miloslavskaya for many stimulating discussions.

## References

- [1] E. Arikan, “Channel polarization: A method for constructing capacity-achieving codes for symmetric binary-input memoryless channels,” *IEEE Transactions On Information Theory*, vol. 55, no. 7, pp. 3051–3073, July 2009.
- [2] I. Tal and A. Vardy, “List decoding of polar codes,” in *Proceedings of IEEE International Symposium on Information Theory*, 2011.
- [3] K. Niu and K. Chen, “CRC-aided decoding of polar codes,” *IEEE Communications Letters*, vol. 16, no. 10, October 2012.
- [4] I. Tal and A. Vardy, “How to construct polar codes,” *IEEE Transactions On Information Theory*, 2011, submitted for publication.
- [5] S.-Y. Chung, T. J. Richardson, and R. L. Urbanke, “Analysis of sum-product decoding of low-density parity-check codes using a Gaussian approximation,” *IEEE Transactions on Information Theory*, vol. 47, no. 2, February 2001.
- [6] P. Trifonov, “Efficient design and decoding of polar codes,” *IEEE Transactions on Communications*, vol. 60, no. 11, pp. 3221 – 3227, November 2012.
- [7] A. Valembois and M. Fossorier, “Box and match techniques applied to soft-decision decoding,” *IEEE Transactions on Information Theory*, vol. 50, no. 5, May 2004.
- [8] V. Kolesnik and E. Mironchikov, “Cyclic Reed-Muller codes and their decoding,” *Problems of Information Transmission*, vol. 4, no. 4, pp. 15–19, 1968.

- [9] T. Kasami, S. Lin, and W. Peterson, “New generalizations of the Reed-Muller codes part i: Primitive codes,” *IEEE Transactions on Information Theory*, vol. 14, no. 2, March 1968.
- [10] P. Delsarte, J. Goethals, and F. MacWilliams, “On generalized Reed-Muller codes and their relatives,” *Information and control*, vol. 16, pp. 403–442, 1970.
- [11] V. Sorokine and F. Kschischang, “A sequential decoder for linear block-codes with a variable bias-term metric,” *IEEE Transactions On Information Theory*, vol. 44, no. 1, January 1998.
- [12] T. H. Cormen, C. E. Leiserson, R. L. Rivest, and C. Stein, *Introduction to Algorithms*, 2nd ed. The MIT Press, 2001.