

# On Optimal Scaling of Additive Transformation Based Markov Chain Monte Carlo

Kushal Kr. Dey<sup>†</sup>, Sourabh Bhattacharya<sup>†+</sup>

<sup>†</sup> Indian Statistical Institute, Kolkata

+ Corresponding author: [bhsourabh@gmail.com](mailto:bhsourabh@gmail.com)

## Abstract

Study of diffusion limits of the Metropolis-Hastings algorithm in high dimensions yields useful quantification of the scaling of the underlying proposal distribution in terms of the dimensionality. Here we consider the recently introduced Transformation-based Markov Chain Monte Carlo (TMCMC) ([Dutta and Bhattacharya \(2013a\)](#)), a methodology that is designed to update all the parameters simultaneously using some simple deterministic transformation of a one-dimensional random variable drawn from some arbitrary distribution on a relevant support. The additive transformation based TMCMC is similar in spirit to random walk Metropolis, except the fact that unlike the latter, additive TMCMC uses a single draw from a one-dimensional proposal distribution to update the high-dimensional parameter.

In this paper, we study the diffusion limits of additive TMCMC under various set-ups ranging from the product structure of the target density to the case where the target is absolutely continuous with respect to a Gaussian measure; we also consider the additive TMCMC within Gibbs approach for all the above set-ups. These investigations lead to appropriate scaling of the one-dimensional proposal density. We also show that the optimal acceptance rate of additive TMCMC is 0.439 under all the aforementioned set-ups, in contrast with the well-established 0.234 acceptance rate associated with optimal random walk Metropolis algorithms under the same set-ups. We also elucidate the ramifications of our results and the advantages of additive TMCMC over random walk Metropolis with ample simulation studies.

## 1 Introduction

Markov Chain Monte Carlo (MCMC) methods have revolutionized Bayesian computation—this pleasing truth, however, is often hard to appreciate in the face of the challenges posed by the computational complexities and the convergence issues of traditional MCMC. Indeed, exploration of very high-dimensional posterior distributions using MCMC can be both computationally very expensive and troublesome convergence-wise. The random walk Metropolis (RWM) algorithm is a popular MCMC algorithm because of its simplicity and ease in implementation, but unless great care is taken to properly scale the proposal distribution the algorithm can have poor convergence properties. For instance, if the variance of the proposal density is small, then the jumps will be small in magnitude, implying that the Markov chain will require a large number of iterations to explore the entire state-space. On the other hand, large variance of the proposal density causes too many rejections of the proposed moves, again considerably slowing down convergence of the underlying Markov chain. The need for an optimal choice of the proposal variance is thus inherent in the RWM algorithms. The pioneering approach towards providing an optimal scaling of the RWM proposal is due to [Roberts \*et al.\* \(1997\)](#) in the case of target densities associated with independent and identical (*iid*) random variables; generalization of this work to more general set-ups are provided by [Bedard \(2007\)](#) (target density associated with

independent but non-identical random variables) and Mattingly *et al.* (2011) (target density absolutely continuous with respect to a Gaussian measure). The approach used in all these works is to study the diffusion approximation of the high-dimensional RWM algorithm, and maximization of the speed of convergence of the limiting diffusion. The optimal scaling, the optimal acceptance rate and the optimal speed of convergence of the limiting diffusion, along with the complexity of the algorithm are all obtained from this powerful approach.

In practice, a serious drawback of the RWM algorithm in high dimensions is that there is always a positive probability that a particular co-ordinate of the high-dimensional random variable is ill-proposed; in that case the acceptance ratio will tend to be extremely small, prompting rejection of the entire high-dimensional move. In general, unless the high-dimensional proposal distribution, which need not necessarily be a random walk proposal distribution, is designed with extreme care, such problem usually persists. Unfortunately, such carefully designed proposal density is rare in high-dimensional situations. To combat these difficulties Dutta and Bhattacharya (2013a) (see also Dutta and Bhattacharya (2013b)) proposed an approach where the entire block of parameters can be updated simultaneously using some simple deterministic transformation of a scalar random variable sampled from some arbitrary distribution defined on some suitable support, thus effectively reducing the high-dimensional proposal distribution to a one-dimensional proposal, greatly improving the acceptance rate and computational speed in the process. This methodology is no longer Metropolis-Hastings for dimensions greater than one; the proposal density in more than one dimension becomes singular because it is induced by a one-dimensional random variable. However, in one-dimensional cases this coincides with Metropolis-Hastings with a specialized mixture proposal density; in particular, the additive transformation based TMCMC coincides with RWM in one-dimensional situations. Dutta and Bhattacharya (2013a) refer to this new general methodology as Transformation-based MCMC (TMCMC). In their work the authors point out several advantages of the additive transformation in comparison with the other valid transformations. For instance, they show that additive TMCMC requires less number of ‘move-types’ compared to other valid transformations; moreover, the acceptance rate has a simple form for additive transformations since the Jacobian of additive transformations is 1.

In this work, we investigate the diffusion limits of additive TMCMC in high-dimensional situations under various forms of the target density when the one-dimensional random variable used for the additive transformation is drawn from a left truncated zero-mean normal density. In particular, we consider situations when the target density corresponds to *iid* random variables, independent but non-identically distributed random variables; we also study the diffusion limit of additive TMCMC when the target is absolutely continuous with respect to a Gaussian measure. Since all these forms are considered in the MCMC literature related to diffusion limits and optimal scaling of RWM, comparisons of our additive TMCMC-based approaches can be made with the respective RWM-based approaches. Furthermore, in each of the aforementioned set-ups, we also consider the additive TMCMC within Gibbs approach, where one or multiple components of the high-dimensional random variable are updated by additive TMCMC, conditioning on the remaining components. This we compare with the corresponding RWM within Gibbs approach under the same settings of the target densities.

Briefly, our investigations show that the optimal additive TMCMC acceptance rate in all the set-ups is 0.439, as opposed to 0.234 associated with RWM. Moreover, we point out that even though the optimal diffusion speed of RWM is slightly greater than that of additive TMCMC, the diffusion speed associated with additive TMCMC is more robust with respect to the choice of the scaling constant. In other words, if the optimal scaling constant for RWM is somewhat altered, this triggers a sharp fall in the diffusion speed; but in the case of additive TMCMC the rate of decrease of diffusion speed is much slower. Investigation of the consequences of this phenomenon with simulation studies reveal severe decline in the acceptance rate of RWM in comparison with additive TMCMC.

The rest of our article is structured as follows. In Section 2 we provide a brief overview of additive TMCMC, and in Section 3 we briefly illustrate the need for optimal scaling in additive TMCMC. We develop the theory for optimal additive TMCMC scaling in the *iid* set-up in Section 4; in the same section (Section 4.1) we also develop the corresponding theory for additive TMCMC within Gibbs in the *iid* situation. In Section 5 we extend the additive TMCMC-based optimal scaling theory to the independent but non-identical set-up; in Section 5.1 we outline the corresponding TMCMC within Gibbs case. We then further extend our additive TMCMC based optimal scaling theory to the aforementioned dependent set-up in Section 6, with the corresponding TMCMC within Gibbs case being considered in Section 6.3. In Section 7 we provide numerical comparisons between additive TMCMC and RWM in terms of optimal acceptance rates and diffusion speeds; in Section 8 we illustrate our theoretical results and compare them with RWM using simulation studies. Finally, we conclude in Section 9.

## 2 A brief overview of additive TMCMC

Suppose that we are simulating from a  $d$  dimensional space (usually  $\mathbb{R}^d$ ), and suppose we are currently at a point  $x = (x_1, \dots, x_d)$ . Let us define  $d$  random variables  $b_1, \dots, b_d$ , such that, for  $i = 1, \dots, d$ ,

$$b_i = \begin{cases} +1 & \text{with probability } p_i; \\ -1 & \text{with probability } 1 - p_i. \end{cases} \quad (1)$$

The additive TMCMC uses moves of the following type:

$$(x_1, \dots, x_d) \rightarrow (x_1 + b_1\epsilon, \dots, x_d + b_d\epsilon),$$

where  $\epsilon \sim q(\cdot)I_{\{\epsilon > 0\}}$ . Here  $q(\cdot)$  is an arbitrary density with support  $\mathbb{R}_+$ , the positive part of the real line, and for any set  $A$ ,  $I_A$  denotes the indicator function of  $A$ . In this work, we shall assume that  $p_i = 1/2$  for  $i = 1, \dots, d$ , and  $q(\epsilon)I_{\{\epsilon > 0\}} \equiv N(0, \frac{\ell^2}{d})I_{\{\epsilon > 0\}}$ . Note that, for each  $i$ ,  $b_i\epsilon \sim N(0, \frac{\ell^2}{d})$ , but even though  $b_i\epsilon$  are pairwise uncorrelated ( $E(b_i\epsilon \times b_j\epsilon) = 0$  for  $i \neq j$ ), they are not independent since all of them involve the same  $\epsilon$ . Also observe that  $b_i\epsilon + b_j\epsilon = 0$  with probability  $1/2$  for  $i \neq j$ , showing that the linear combinations of  $b_i\epsilon$  need not be normal. In other words, the joint distribution of  $(b_1\epsilon, \dots, b_d\epsilon)$  is not normal, even though the marginal distributions are normal and the components are pairwise uncorrelated. This also shows that  $b_i\epsilon$  are not independent, because independence would imply joint normality of the components.

Thus, a single  $\epsilon$  is simulated from a truncated normal distribution, which is then either added to, or subtracted from each of the  $d$  co-ordinates of  $x$  with probability  $1/2$ . Assuming that the target distribution is proportional to  $\pi$ , the new move  $x^* = (x_1 + b_1\epsilon, \dots, x_d + b_d\epsilon)$  is accepted with probability

$$\alpha = \min \left\{ 1, \frac{\pi(x^*)}{\pi(x)} \right\}. \quad (2)$$

The RWM algorithm, on the other hand, proceeds by simulating  $\epsilon_1, \dots, \epsilon_d$  independently from  $N(0, \frac{\ell^2}{d})$ , and then adding  $\epsilon_i$  to the co-ordinate  $x_i$ , for each  $i$ . The new move is accepted with probability having the same form as (2). Computationally, additive TMCMC seems to be an easier exercise than RWM because simulating a single  $\epsilon$  from  $N(0, \frac{\ell^2}{d})I_{\{\epsilon > 0\}}$  is simple (it is the same as simulating only once from  $N(0, \frac{\ell^2}{d})$  and taking its absolute value), while simulating  $b_i$  is equivalent to simple tosses of a fair coin which is a much easier exercise compared to drawing a high-dimensional set of normal random variables required by RWM.

### 3 Need for optimal scaling

In this paper, we are primarily interested in choosing the parameters of the process judiciously so as to enhance the performance of the chain. Our method as stated above involves only a single parameter – the proposal variance, or to be more precise, the scaling factor  $\ell$ . We first try to impress the fact that too small or too large values of  $\ell$  can both lead to poor performance of the chain and it is this trade-off that draws our interest in finding an optimal value of  $\ell$ . If the value of  $\ell$  or equivalently, the proposal variance, is large, then the probability of a move falling in low density regions (with respect to the target density) of the space increases as the moves  $(x_1 + b_1\epsilon, \dots, x_d + b_d\epsilon)$  are likely to be quite far apart from  $(x_1, \dots, x_d)$ . This leads to smaller values of the ratio  $\frac{\pi(x_1 + b_1\epsilon, \dots, x_d + b_d\epsilon)}{\pi(x_1, \dots, x_d)}$  and thus lower acceptance rates. In fact, for high dimensions, this acceptance rate can be pretty low for even moderately large values of  $\ell$ . On the other hand, if the value of  $\ell$  is too small, then the acceptance rate will be higher but we then have to compromise in terms of exploration of the space. Much of our moves will lie very close to the initial point and as a result, the chain will move very slowly. An instance of the movement of the RWM and additive TMCMC chain for significantly small and large values of  $\ell$  are depicted in Figure 1. For small values of  $\ell$ , the fact that the chain moves slowly gets reflected in the autocorrelation factor (ACF) of the chain, which would be on the higher side (Figure 2). All these motivate us to find an optimal value of  $\ell$  that would take care of these problems. Our approach would be to derive the diffusion process approximation of the additive TMCMC process in the limit as  $d \rightarrow \infty$  and then we maximize the diffusion speed or the rate of change of variance of the chain in the limit. Intuitively, if the acceptance rate is small, then starting from a point  $X_t$  at time  $t$ , the moves corresponding to adjacent time points  $X_{t+h}$  are quite close and so the limiting change of variation is quite small for the corresponding diffusion process. If the acceptance rate is high, the chain hardly moves, and hence  $X_{t+h}$  for sufficiently small  $h$  are often same as  $X_t$ , thereby leading to lower value of diffusion speed. On optimizing the diffusion speed for the TMCMC chain, we obtain the optimal value of the acceptance rate to be 0.439. Panels (a), (b) and (c) of Figure 3 depict the path of the TMCMC chain for various choices of proposal variance, ranging too small through the optimal value to quite large. Note that the target density is best approximated by the chain at optimal scaling. A better understanding of this is achieved by perceiving how well the histogram of observations obtained after running a chain up to a certain length of time, approximates the true density (panels (c), (d), (e) of Figure 3).

### 4 Optimal scaling of additive TMCMC when the target density is a product based on *iid* random variables

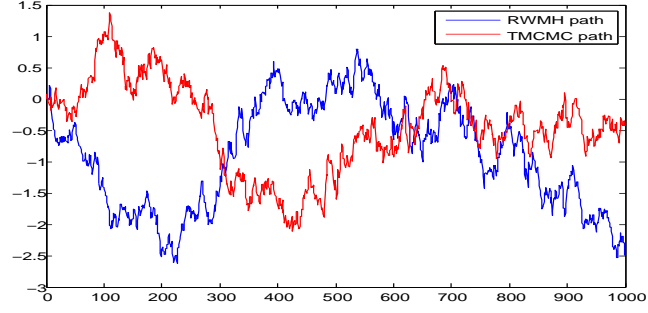
In this section we assume the simplest case in which the target density  $\pi$  is a product of *iid* marginals, given by

$$\pi(x) = \prod_{i=1}^d f(x_i). \quad (3)$$

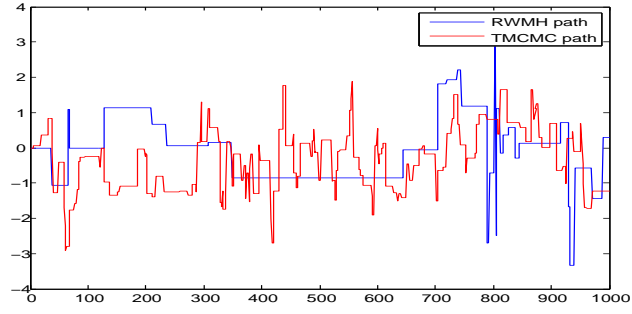
We assume that  $f$  is at least twice continuously differentiable and that its third derivative exists almost everywhere; also let  $\log(f)'$  be Lipschitz continuous.

Assuming that the TMCMC chain is started at stationarity, we shall show that for each component of  $X$ , the corresponding one-dimensional process converges to a diffusion process which is analytically tractable and its diffusion and drift speeds may be numerically evaluated.

We define  $U_t^d = X_{[dt],1}^d$  ( $[\cdot]$  denotes the integer part), the sped up first component of the actual additive TMCMC-induced Markov chain. Note that this process proposes a jump every  $\frac{1}{d}$  time units. As  $d \rightarrow \infty$ , that is, as the dimension grows to  $\infty$ , the process essentially becomes a continuous time diffusion process.

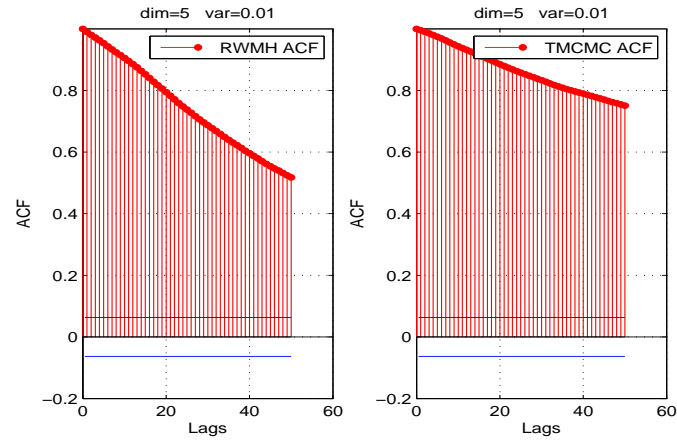


(a) Sample paths of RWM and additive TCMC for small proposal variance.

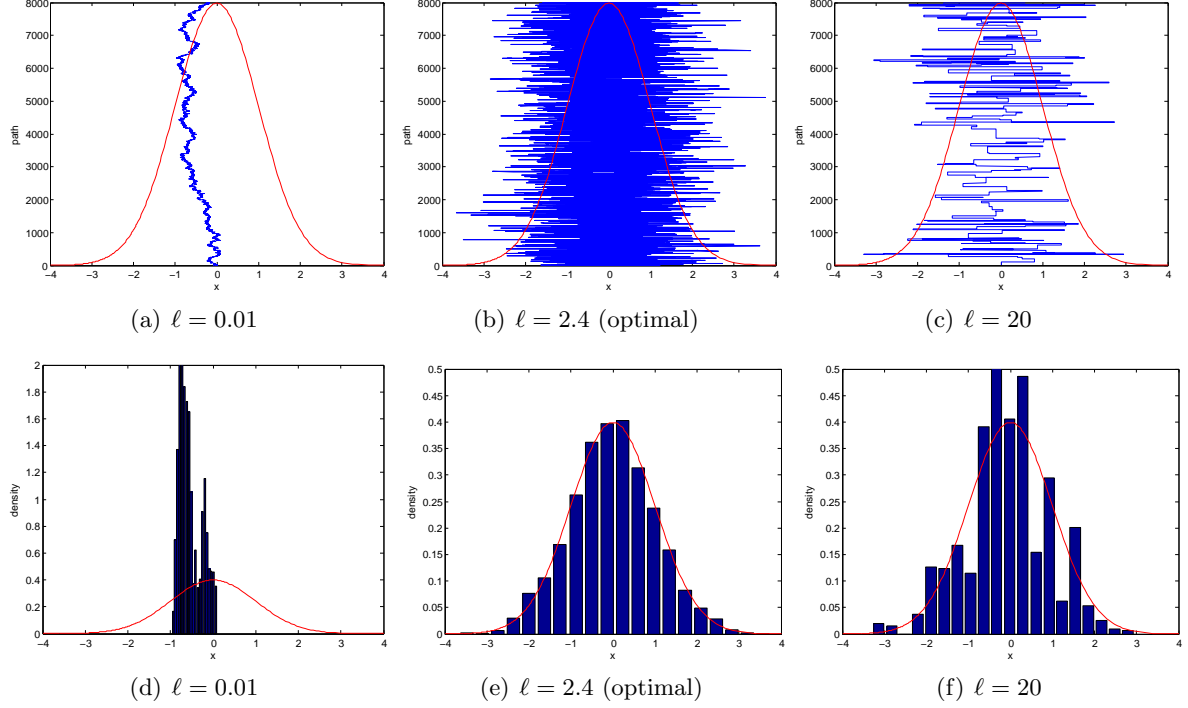


(b) Sample paths of RWM and additive TCMC for large proposal variance.

**Figure 1:** Comparison of RWM and additive TCMC sample paths for small and large values of the proposal variance.



**Figure 2:** ACFs of RWM and additive TCMC for small proposal variance.



**Figure 3:** The upper panels (a), (b) and (c) show the paths of TCMC chain for three various choices of scalings together with the target density  $N(0, 1)$  plot. These highlight how well the paths explore the given target density. The lower panels (c), (d) and (e) display the histograms of the sample observations obtained from TCMC for these choices of scalings together with the target density  $N(0, 1)$ . These highlight how well the histograms approximate the target density for the given run of TCMC.

Before proceeding first let us introduce the notion of Skorohod topology [Skorohod \(1956\)](#). It is a topology generated by a class of functions from  $[0, 1] \rightarrow \mathbb{R}$  for which the right hand and the left hand limits are well defined at each point (even though they may not be the same). It is an important tool for formulating Poisson process, Levy process and other stochastic point processes. As considered in [Roberts \*et al.\* \(1997\)](#) here we also consider the metric separable topology on the above class of functions as defined in [Skorohod \(1956\)](#). In other words, whenever we mention convergence of discrete time stochastic processes to diffusion process in this paper, we mean convergence with respect to this topology.

For our purpose, we define the discrete time generator of the TCMC approach, as

$$\begin{aligned}
 G_d V(x) = & \frac{d}{2^d} \sum_{\left\{ \begin{array}{l} b_i \in \{-1, +1\} \\ \forall i = 1, \dots, d \end{array} \right\}} \int_0^\infty \left[ \left( V(x_1 + b_1 \epsilon, \dots, x_d + b_d \epsilon) - V(x_1, \dots, x_d) \right) \right. \\
 & \left. \times \left( \min \left\{ 1, \frac{\pi(x_1 + b_1 \epsilon, \dots, x_d + b_d \epsilon)}{\pi(x_1, x_2, \dots, x_d)} \right\} \right) \right] q(\epsilon) d\epsilon.
 \end{aligned} \tag{4}$$

In the above equation, we may assume that  $V$  belongs to the space of infinitely differentiable functions on compact support (see, for example, [Bedard \(2007\)](#)) for further details).

Note that this function is measurable with respect to the Skorohod topology and we can treat  $G_d$  as a continuous time generator that has jumps at the rate  $d^{-1}$ . Given our restricted focus on a one dimensional component of the actual process, we assume  $V$  to be a function of the first co-ordinate only. Under this assumption, the generator defined in (4) is a function of

only  $\epsilon$  and  $b_1$ , and can be rephrased as

$$G_d V(x) = \frac{d}{2} \int_0^\infty \sum_{b_1 \in \{-1, +1\}} \left[ \left( V(x_1 + b_1 \epsilon) - V(x_1) \right) \times E_{b_2, \dots, b_d} \left( \min \left\{ 1, \frac{\pi(x_1 + b_1 \epsilon, \dots, x_d + b_d \epsilon)}{\pi(x_1, \dots, x_d)} \right\} \right) \right] q(\epsilon) d\epsilon, \quad (5)$$

where  $E_{b_2, \dots, b_d}$  is the expectation taken conditional on  $b_1$  and  $\epsilon$ .

First we show that the quantity  $G_d V(x)$  is a bounded quantity.

$$\begin{aligned} G_d V(x) &\leq d E_{\{b_1, \epsilon\}} [V(x_1 + b_1 \epsilon) - V(x_1)] \\ &= d V'(x_1) E_{\{b_1, \epsilon\}}(b_1 \epsilon) + \frac{d}{2} V''(x_1^*) E_{\{b_1, \epsilon\}}(\epsilon^2) \\ &\leq \ell^2 M, \end{aligned} \quad (6)$$

where  $x_1^*$  lies between  $x_1$  and  $x_1 + b_1 \epsilon$  and  $M$  is the maximum value of  $V''$ .

Note that

$$\begin{aligned} E \Big|_{b_1 \epsilon} &\left[ \min \left\{ 1, \frac{\pi(x_1 + b_1 \epsilon, \dots, x_d + b_d \epsilon)}{\pi(x_1, \dots, x_d)} \right\} \right] \\ &= E \Big|_{b_1 \epsilon} \left[ \min \left\{ 1, \exp \left( \log(f(x_1 + b_1 \epsilon)) - \log(f(x_1)) \right) \right. \right. \\ &\quad \left. \left. + \sum_{j=2}^d \left\{ b_j \epsilon \{\log(f(x_j))\}' + \frac{\epsilon^2}{2!} \{\log(f(x_j))\}'' + \frac{b_j \epsilon^3}{3!} \{\log(f(x_j))\}''' \right\} \right\} \right] \Bigg], \end{aligned} \quad (7)$$

where, for  $j = 2, \dots, d$ ,  $z_j$  lies between  $x_j$  and  $x_j + b_j \epsilon$ . Since  $b_j; j = 2, \dots, d$  are *iid*, as  $d \rightarrow \infty$ , conditional on  $\epsilon$ , one can apply Lyapunov's central limit theorem.

Before applying Lyapunov's theorem, we first show that  $\log(f(x_j))'$  and  $\log(f(z_j))'''$  are almost surely bounded. Note that if  $f$  is at least twice continuously differentiable, then since  $\log(f)'$  is Lipschitz continuous,  $f'(x_j) \rightarrow 0$  as  $x_j \rightarrow \pm\infty$  (see [Bedard \(2007\)](#) for a proof). This implies that  $\log(f(x_j))' = f'(x_j)/f(x_j)$  is almost surely bounded, since  $f$ , being a continuous density, integrates to 1, and so must be bounded almost everywhere. To see that  $\{\log(f(z_j))\}'''$  are also almost surely bounded, first note that Lipschitz continuity of  $\log(f)'$  implies that  $\int f''(u) du = \int df'(u) = 0$ , showing that  $f''(X)$  is bounded almost everywhere. Now,  $\int f'''(u) du = \int df''(u)$ ; since  $f''(u)$  is bounded almost everywhere, this integration must be finite, so that  $f'''(X)$  must be almost surely bounded. Now, since  $|\{\log(f(z_j))\}'''| \leq \left| \frac{f'''(z_j)}{f(z_j)} \right| + 3 \left| \frac{f''(z_j) f'(z_j)}{\{f(z_j)\}^2} \right| + 2 \left| \left( \frac{f'(z_j)}{f(z_j)} \right)^3 \right|$ , the above arguments regarding almost sure boundedness and the Cauchy-Schwartz inequality for the middle term imply that  $\{\log(f(z_j))\}'''$  is bounded almost surely.

Writing  $\zeta_j = b_j [\epsilon \{\log(f(x_j))\}' + \epsilon^3 \{\log(f(z_j))\}''']$ , we note that  $E(\zeta_j) = 0$  and  $Var(\zeta_j) = [\epsilon \{\log(f(x_j))\}' + \epsilon^3 \{\log(f(z_j))\}''']^2$ . In the above, if we view  $b_j \epsilon$  as  $b_j \epsilon^* \frac{\ell}{\sqrt{d}}$ , where  $\epsilon^* \sim N(0, 1) I_{\{\epsilon^* > 0\}}$ ,



it is then easy to see that, almost surely with respect to  $\pi$ ,

$$\frac{\sum_{j=2}^d E(|\zeta_j|^\delta)}{\left\{ \sqrt{\sum_{j=2}^d \text{Var}(\zeta_j)} \right\}^\delta} \rightarrow 0,$$

for  $\delta = 4$ . Thus, Lyapunov's central limit theorem applies, and we have the following:

$$\frac{\sum_{j=2}^d b_j \left[ \epsilon \{ \log(f(x_j)) \}' + \epsilon^3 \{ \log(f(z_j)) \}'''\right]}{\sqrt{\sum_{j=2}^d [\epsilon \{ \log(f(x_j)) \}' + \epsilon^3 \{ \log(f(z_j)) \}''']^2}} \xrightarrow{\mathcal{L}} N(0, 1). \quad (8)$$

Thus, as  $d \rightarrow \infty$ , (7) tends to  $E(\min\{1, e^X\})$  by uniform integrability of the bounded function over which the expectation is taken. In the above,

$$X \sim N \left( \eta(x_1, b_1, \epsilon) + \frac{\epsilon^2}{2!} \sum_{j=2}^d \{ \log(f(x_j)) \}'', \epsilon^2 \sum_{j=2}^d \left[ \{ \log(f(x_j)) \}' \right]^2 + \Delta \right), \quad (9)$$

where

$$\eta(x_1, b_1, \epsilon) = \log(f(x_1 + b_1 \epsilon)) - \log(f(x_1)) \quad (10)$$

and

$$\Delta = \epsilon^4 \sum_{j=2}^d 2 \{ \log(f(x_j)) \}' \{ \log(f(z_j)) \}''' + \epsilon^6 \sum_{j=2}^d \left[ \{ \log(f(z_j)) \}''' \right]^2. \quad (11)$$

Since  $\Delta \xrightarrow{\mathcal{L}} 0$ , by Slutsky's theorem  $\Delta$  can be dropped as  $d \rightarrow \infty$ . Furthermore,

$$-\frac{1}{d-1} \sum_{j=2}^d \{ \log(f(x_j)) \}'' = \frac{1}{d-1} \sum_{j=2}^d \left[ \{ \log(f(x_j)) \}' \right]^2 \xrightarrow{d \rightarrow \infty} \mathbb{I}, \quad (12)$$

where  $\mathbb{I}$  is the information matrix corresponding to the density  $f$ . Hence, the normal parameters in (9) can be reformulated (using Slutsky's theorem) as

$$X \sim N \left( \eta(x_1, b_1, \epsilon) - \frac{(d-1)\epsilon^2}{2} \mathbb{I}, (d-1)\epsilon^2 \mathbb{I} \right). \quad (13)$$

The following proposition from [Roberts et al. \(1997\)](#) will be useful for our purpose as well.

**Proposition 4.1.** *If  $X \sim N(\mu, \sigma^2)$ , then*

$$E \left[ \min \{1, e^X\} \right] = \Phi \left( \frac{\mu}{\sigma} \right) + e^{\left\{ \mu + \frac{\sigma^2}{2} \right\}} \Phi \left( -\sigma - \frac{\mu}{\sigma} \right), \quad (14)$$

where  $\Phi$  is the standard Gaussian cdf.

We apply Proposition 4.1 to (7) to obtain

$$\begin{aligned} E \Big|_{b_1 \epsilon} & \left[ \min \left\{ 1, \frac{\pi(x_1 + b_1 \epsilon, \dots, x_d + b_d \epsilon)}{\pi(x_1, \dots, x_d)} \right\} \right] \\ &= \Phi \left( \frac{\eta(x_1, b_1, \epsilon) - \frac{(d-1)\epsilon^2}{2} \mathbb{I}}{\sqrt{(d-1)\epsilon^2 \mathbb{I}}} \right) + e^{\eta(x_1, b_1, \epsilon)} \Phi \left( -\sqrt{(d-1)\epsilon^2 \mathbb{I}} - \frac{\eta(x_1, b_1, \epsilon) - \frac{(d-1)\epsilon^2}{2} \mathbb{I}}{\sqrt{(d-1)\epsilon^2 \mathbb{I}}} \right) \\ &= \mathbb{W}(b_1 \epsilon, x_1). \end{aligned} \quad (15)$$



Note that using Taylor series expansion around  $x_1$ , we can write (10) as

$$\eta(x_1, b_1, \epsilon) = b_1 \epsilon [\log f(x_1)]' + \frac{\epsilon^2}{2} [\log f(x_1)]'' + b_1 \frac{\epsilon^3}{3!} [\log f(\xi_1)]''' , \quad (16)$$

where  $\xi_1$  lies between  $x_1$  and  $x_1 + b_1 \epsilon$ . Again re-writing  $b_1 \epsilon$  as  $\frac{\ell}{\sqrt{d}} z_1^*$ , where  $z_1^*$  follows a  $N(0, 1)$  distribution,  $\eta$  and  $\mathbb{W}$  can be expressed in terms of  $\ell$  and  $z_1^*$  as

$$\eta(x_1, z_1^*, d) = \frac{\ell z_1^*}{\sqrt{d}} [\log f(x_1)]' + \frac{\ell^2 z_1^{*2}}{2!d} [\log f(x_1)]'' + \frac{\ell^3 z_1^{*3}}{3!d^{\frac{3}{2}}} [\log f(\xi_1)]''' \quad (17)$$

and

$$\mathbb{W}(z_1^*, x_1, d) = \Phi \left( \frac{\eta(x_1, z_1^*, d) - \frac{z_1^{*2} \ell^2}{2} \mathbb{I}}{\sqrt{z_1^{*2} \ell^2 \mathbb{I}}} \right) + e^{\eta(x_1, z_1^*, d)} \Phi \left( \frac{-\eta(x_1, z_1^*, d) - \frac{z_1^{*2} \ell^2}{2} \mathbb{I}}{\sqrt{z_1^{*2} \ell^2 \mathbb{I}}} \right). \quad (18)$$

The last line follows as the expression  $\eta(x_1, b_1, \epsilon)$  depends on  $b_1$  and  $\epsilon$  only through the product  $b_1 \epsilon$ .

Now we consider the Taylor series expansion around  $x_1$  of the term

$$\begin{aligned} & dE_{z_1^*} \left[ \left( V \left( x_1 + \frac{z_1^* \ell}{\sqrt{d}} \right) - V(x_1) \right) \mathbb{W}(z_1^*, x_1, d) \right] \\ &= dE_{z_1^*} \left[ \left\{ V'(x_1) \frac{z_1^* \ell}{\sqrt{d}} + \frac{1}{2} V''(x_1) \frac{z_1^{*2} \ell^2}{d} + \frac{1}{6} V'''(\xi_1) \frac{z_1^{*3} \ell^3}{d^{\frac{3}{2}}} \right\} \mathbb{W}(z_1^*, x_1, d) \right]. \end{aligned} \quad (19)$$

From (18) it is clear that  $\mathbb{W}(z_1^*, x_1, d)$  is continuous but not differentiable at the point 0. So, this can not be expanded as a Taylor series around 0. Also, note that  $\mathbb{W}$  is a bounded function with respect to  $d$ . This follows from the fact that  $\Phi$  is a bounded function and that  $\eta(x_1, z_1^*, d)$  goes to 0 as  $d \rightarrow \infty$  since, as we have shown, the first three derivatives of  $\log(f)$  are almost surely bounded. The term involving  $z_1^{*3}$  can be dropped, and we can simplify  $\mathbb{W}(z_1^*, x_1, d)$  by linearly expanding the individual terms in the expression in 18 to get

$$\begin{aligned} \Phi \left( \frac{\eta(x_1, z_1^*, d) - \frac{z_1^{*2} \ell^2}{2} \mathbb{I}}{\sqrt{z_1^{*2} \ell^2 \mathbb{I}}} \right) &= \Phi \left( -\frac{\sqrt{z_1^{*2} \ell^2 \mathbb{I}}}{2} \right) + \frac{1}{\sqrt{d \mathbb{I}}} [\log f(x_1)]' \phi \left( -\frac{\sqrt{z_1^{*2} \ell^2 \mathbb{I}}}{2} \right) + \frac{1}{2d \mathbb{I}} \phi'(\omega_1) \\ \Phi \left( \frac{-\eta(x_1, z_1^*, d) - \frac{z_1^{*2} \ell^2}{2} \mathbb{I}}{\sqrt{z_1^{*2} \ell^2 \mathbb{I}}} \right) &= \Phi \left( -\frac{\sqrt{z_1^{*2} \ell^2 \mathbb{I}}}{2} \right) - \frac{1}{\sqrt{d \mathbb{I}}} [\log f(x_1)]' \phi \left( -\frac{\sqrt{z_1^{*2} \ell^2 \mathbb{I}}}{2} \right) + \frac{1}{2d \mathbb{I}} \phi'(\omega_2) \\ e^{\eta(x_1, z_1^*, d)} &= 1 + \frac{\ell z_1^*}{\sqrt{d}} [\log f(x_1)]' + \frac{\ell^2 z_1^{*2}}{2!d} [\log f(x_1)]'' + \frac{\ell^3 z_1^{*3}}{3!d^{\frac{3}{2}}} [\log f(\xi_1)]''' \end{aligned} \quad (20)$$

Using these expanded forms and then simplifying the expression in 19, we get that

$$G_d V(x) \approx V'(x_1) \frac{1}{2} \ell^2 E_{z_1^*} \left[ z_1^{*2} \mathcal{H}(z_1^*, x_1, d) \right] + \frac{1}{2} V''(x_1) \ell^2 E_{z_1^*} \left[ z_1^{*2} \mathcal{H}(z_1^*, x_1, d) \right]. \quad (21)$$

where

$$\mathcal{H}(z_1^*, x_1, d) = 2\Phi \left( -\frac{|z_1^*| \ell \sqrt{\mathbb{I}}}{2} \right) = 2 \left[ 1 - \Phi \left( \frac{|z_1^*| \ell \sqrt{\mathbb{I}}}{2} \right) \right]. \quad (22)$$

Note that the limiting distribution in that case is independent of  $x_1$ .

Hence, the limiting form of our generator is Langevin and is given by

$$GV(x) = \frac{1}{2}g(\ell)(\log f(x_1))'V'(x_1) + \frac{g(\ell)}{2}V''(x_1), \quad (23)$$

where  $g(\ell)$  is given by

$$g(\ell) = 4\ell^2 \int_0^\infty u^2 \Phi\left(-\frac{u\ell\sqrt{\mathbb{I}}}{2}\right) \phi(u) du; \quad (24)$$

$\phi(\cdot)$  being the standard normal density. Since  $G_d V(x)$  and  $V''(x_1)$  are bounded, and  $G_d V(x)$  converges pointwise to  $GV(x)$ , Dominated Convergence Theorem implies that

$$\lim_{d \rightarrow \infty} E |G_d V(x) - GV(x)| \rightarrow 0.$$

In connection with our diffusion equation (23), we note that our SDE is also Langevin like the usual RWM approach. But, we have a different *speed* and it is interesting to compare how the two *speed* functions of our method is related to that of RWM and also, how it alters the optimal expected acceptance rate of the process. In what follows, we use the terms *speed* and *diffusion speed* of the process, given by  $g(\ell)$  as in (23) interchangeably.

In practice,  $\ell$  will be chosen to maximize the diffusion speed  $g(\ell)$ . Denoting this maximizer by  $\ell_{opt}$ , the optimal acceptance rate is given by

$$\alpha_{opt} = 4 \int_0^\infty \Phi\left(-\frac{u\ell_{opt}\sqrt{\mathbb{I}}}{2}\right) \phi(u) du. \quad (25)$$

#### 4.1 TMCMC within Gibbs for iid product densities

The main notion of Gibbs sampling is to update one or multiple components of a multidimensional random vector conditional on the remaining components. In TMCMC within Gibbs, we update only a fixed proportion  $c_d$  of the  $d$  co-ordinates, where  $c_d$  is a function of  $d$  and we assume that as  $d \rightarrow \infty$ , then  $c_d \rightarrow c$ . In order to explain the transitions in this process analytically, we define an indicator function  $\chi_i$  for  $i = 1, \dots, d$ . For fixed  $d$ ,

$$\begin{aligned} \chi_i &= 1 && \text{if transition takes place in the } i^{th} \text{ co-ordinate} \\ &= 0 && \text{if no transition takes place in the } i^{th} \text{ co-ordinate.} \end{aligned} \quad (26)$$

Our assumptions imply that

$$P(\chi_i = 1) = c_d; \quad i = 1, \dots, d. \quad (27)$$

Then a feasible transition with respect to additive TMCMC can be analytically expressed as

$$(x_1, \dots, x_d) \rightarrow (x_1 + \chi_1 b_1 \epsilon, \dots, x_d + \chi_d b_d \epsilon). \quad (28)$$

We can write down the generator  $G_d V(x)$  as follows

$$G_d V(x) = \frac{d}{2^d} P(\chi_1 = 1) \int_0^\infty \sum_{b_1 \in \{-1, +1\}} \left[ \left( V(x_1 + b_1 \epsilon) - V(x_1) \right) \times E \left\{ \begin{array}{c} b_2, b_3, \dots, b_d, \\ \chi_2, \chi_3, \dots, \chi_d \end{array} \right\} \left( \min \left\{ 1, \frac{\pi(x_1 + b_1 \epsilon, \dots, x_d + \chi_d b_d \epsilon)}{\pi(x_1, \dots, x_d)} \right\} \right) \right] q(\epsilon) d\epsilon. \quad (29)$$

Note that since  $V$  is a function of  $x_1$  only, if  $\chi_1$  is equal to 0, then no transition takes place and the value of the generator is 0. So, we need to consider only the feasible moves into account. Since  $b_j$  and  $\chi_j$  always occur as products, we have

$$E \left\{ \begin{array}{c} b_2, b_3, \dots, b_d, \\ \chi_2, \chi_3, \dots, \chi_d \end{array} \right\} = E_{\{b_2 \chi_2, b_3 \chi_3, \dots, b_d \chi_d\}} \quad (30)$$

Our approach to obtaining the diffusion limit in this problem will be similar to that in the previous problem, where all the components of  $x$  are updated simultaneously at every iteration of TMCMC. Here we leave  $(1 - c_d)(d - 1)$  terms unchanged at each step and sum over  $c_d d$  many terms inside the exponential. We make a very vital assumption that  $c_d \rightarrow c$ , which forces  $c_d(d - 1)$  to go to  $\infty$  as  $d \rightarrow \infty$ . We apply Lyapunov's central limit theorem as before (again the Lyapunov assumption holds good for  $\delta = 4$ ), to obtain

$$X \sim N \left( \eta(x_1, b_1, \epsilon) + \frac{\epsilon^2}{2!} \sum_{j=2}^{c_d d} \{\log(f(x_j))\}'' , \epsilon^2 \sum_{j=2}^{c_d d} [\{\log(f(x_j))\}']^2 + \Delta \right). \quad (31)$$

Note that the above representation of the normal parameters as the sum of  $(c_d d - 1)$  components is the same as taking expectation over  $\chi_i; i = 2, \dots, d$  in the sum of  $(d - 1)$  components, since the terms  $\log(f(x_j)); j = 2, \dots, d$ , are *iid* with respect to the stationary distribution, leading to convergence of the sum to a quantity that does not depend upon  $x_j; j = 2, \dots, d$ . Indeed, further simplification of (31) yields

$$X \sim N \left( \eta(x_1, b_1, \epsilon) - \frac{(c_d d - 1)\epsilon^2}{2} \mathbb{I}, (c_d d - 1)\epsilon^2 \mathbb{I} \right). \quad (32)$$

Analogously, we define  $\mathbb{W}(z_1^*, x_1, c_d, d)$  as the following

$$\mathbb{W}(z_1^*, x_1, c_d, d) = \Phi \left( \frac{\eta(x_1, z_1^*) - \frac{z_1^{*2} \ell^2 c_d \mathbb{I}}{2}}{\sqrt{z_1^{*2} \ell^2 c_d \mathbb{I}}} \right) + e^{\eta(x_1, z_1^*)} \Phi \left( \frac{-\eta(x_1, z_1^*) - \frac{z_1^{*2} \ell^2 c_d \mathbb{I}}{2}}{\sqrt{z_1^{*2} \ell^2 c_d \mathbb{I}}} \right). \quad (33)$$

Proceeding in the same way as in the previous case, we obtain

$$G_d V(x) \approx V'(x_1) \frac{1}{2} c_d \ell^2 E_{z_1^*} \left[ z_1^{*2} \mathcal{H}(z_1^*, x_1, c_d, d) \right] + \frac{1}{2} V''(x_1) c_d \ell^2 E_{z_1^*} \left[ z_1^{*2} \mathcal{H}(z_1^*, x_1, c_d, d) \right]. \quad (34)$$

$$\mathcal{H}(z_1^*, x_1, c_d, d) = 2\Phi \left( -\frac{|z_1^*| \ell \sqrt{c \mathbb{I}}}{2} \right) = 2 \left[ 1 - \Phi \left( \frac{|z_1^*| \ell \sqrt{c \mathbb{I}}}{2} \right) \right]. \quad (35)$$

Finally, the limiting form of the generator in this case of partial updating based additive

TMCMC turns out to be analogous to the previous case where all the components of  $x$  are updated simultaneously at every step. This is given by

$$GV(x) = \frac{1}{2}g_c(\ell)(\log f(x_1))'V'(x_1) + \frac{g_c(\ell)}{2}V''(x_1), \quad (36)$$

where the diffusion speed  $g_c(\ell)$  is given by

$$g_c(\ell) = 4c\ell^2 \int_0^\infty u^2 \Phi\left(-\frac{u\ell\sqrt{c\mathbb{I}}}{2}\right) \phi(u) du. \quad (37)$$

If  $\ell_{opt}$  maximizes (37), the optimal acceptance rate is

$$\alpha_{opt} = 4 \int_0^\infty \Phi\left(-\frac{u\ell_{opt}\sqrt{c\mathbb{I}}}{2}\right) \phi(u) du. \quad (38)$$

As before, the Dominated Convergence Theorem implies that

$$\lim_{d \rightarrow \infty} E |G_d V(x) - GV(x)| \rightarrow 0.$$

## 5 Diffusion approximation for independent but non-identical random variables

So far we have considered only those target densities  $\pi$  which correspond to *iid* components of  $x$ . Now, we extend our investigation to those target densities that are associated with independent but not identically distributed random variables. That is, we now consider

$$\pi(x) = \prod_{i=1}^d f_i(x_i). \quad (39)$$

We concentrate on a particular form of the target density involving some scaling constant parameters, as considered in [Bedard \(2008\)](#), [Bedard and Rosenthal \(2008\)](#).

$$\pi(x) = \prod_{j=1}^d \theta_j(d) f(\theta_j(d)x_j). \quad (40)$$

As before, we assume that  $f$  is twice continuously differentiable with existence of third derivative almost everywhere, and that  $\log(f)$  is Lipschitz continuous. We define  $\Theta(d) = \{\theta_1(d), \theta_2(d), \dots, \theta_d(d)\}$  and we shall focus on the case where  $d \rightarrow \infty$ . Some of the scaling terms are allowed to appear multiple times. We assume that the first  $k$  terms of the parameter vector may or may not be identical, but the remaining  $d - k$  terms can be split into  $m$  subgroups of independent scaling terms.

In other words,

$$\Theta(d) = \left( \theta_1(d), \theta_2(d), \dots, \theta_k(d), \theta_{k+1}(d), \dots, \theta_{k+m}(d), \right. \\ \left. \underbrace{\theta_{k+1}(d), \dots, \theta_{k+1}(d)}_{r(1,d)-1}, \underbrace{\theta_{k+2}(d), \dots, \theta_{k+2}(d)}_{r(2,d)-1}, \dots, \underbrace{\theta_{k+m}(d), \dots, \theta_{k+m}(d)}_{r(m,d)-1} \right). \quad (41)$$

where  $r(1, d), r(2, d), \dots, r(m, d)$  are the number of occurrences of the parameters in each of the  $m$  distinct classes. We assume that for any  $i$ ,  $\lim_{d \rightarrow \infty} r(i, d) = \infty$ . Also, we assume a particular form of each scaling parameter  $\theta_i(d)$ .

$$\frac{1}{\{\theta_i(d)\}^2} = \frac{K_i}{d^{\lambda_i}}; \quad i = 1, \dots, k, \quad \text{and} \quad \frac{1}{\{\theta_i(d)\}^2} = \frac{K_i}{d^{\gamma_i}}; \quad i = k+1, \dots, k+m.$$

Assume that  $\theta_i^{-2}(d)$  are so arranged that  $\gamma_i$  are in a decreasing sequence for  $i = k+1, \dots, k+m$  and also  $\lambda_i$  form a decreasing sequence from  $i = 1, \dots, k$ . According to [Bedard \(2007\)](#), the optimal form of the scaling variance  $\sigma^2(d)$  should be of the form  $\sigma^2(d) = \frac{\ell^2}{d^\alpha}$ , where  $\ell^2$  is some constant and  $\alpha$  satisfies

$$\lim_{d \rightarrow \infty} \frac{d^{\lambda_1}}{d^\alpha} < \infty, \quad \text{and} \quad \lim_{d \rightarrow \infty} \frac{d^{\gamma_i} r(i, d)}{d^\alpha} < \infty; \quad i = 1, \dots, m. \quad (42)$$

Let  $\mathbb{Z}_t$  be the process at time  $t$  sped up by a factor of  $d^\alpha$ . That is,  $\mathbb{Z}_t = (X_1([d^\alpha t]), \dots, X_d([d^\alpha t]))$ . The generator function of the process can be written as

$$\begin{aligned} G_d V(x) &= \frac{d^\alpha}{2^d} \int_0^\infty \sum_{b_1 \in \{-1, +1\}} \left[ \left( V(x_1 + b_1 \epsilon) - V(x_1) \right) \right. \\ &\quad \left. \times E_{b_2, \dots, b_d} \left( \min \left\{ 1, \frac{\pi(x_1 + b_1 \epsilon, \dots, x_d + b_d \epsilon)}{\pi(x_1, \dots, x_d)} \right\} \right) \right] q(\epsilon) d\epsilon \end{aligned} \quad (43)$$

$$\begin{aligned} E \Big|_{b_1 \epsilon} &\left[ \min \left\{ 1, \frac{\pi(x_1 + b_1 \epsilon, \dots, x_d + b_d \epsilon)}{\pi(x_1, \dots, x_d)} \right\} \right] \\ &= E \Big|_{b_1 \epsilon} \left[ \min \left\{ 1, \exp \left( \log(f(x_1 + b_1 \epsilon)) - \log(f(x_1)) \right) \right. \right. \\ &\quad \left. \left. + \sum_{j=2}^k \left\{ b_j \epsilon \{ \log(f(\theta_j(d)x_j)) \}' + \frac{\epsilon^2}{2!} \{ \log(f(\theta_j(d)x_j)) \}'' + \frac{b_j \epsilon^3}{3!} \{ \log(f(\theta_j(d)x_j)) \}''' \right\} \right. \right. \\ &\quad \left. \left. + \sum_{j=k+1}^d \left\{ b_j \epsilon \{ \log(f(\theta_j(d)x_j)) \}' + \frac{\epsilon^2}{2!} \{ \log(f(\theta_j(d)x_j)) \}'' + \frac{b_j \epsilon^3}{3!} \{ \log(f(\theta_j(d)x_j)) \}''' \right\} \right\} \right] \end{aligned} \quad (44)$$

Note that since  $\epsilon$  can be represented, as before, as  $\frac{\ell_{z_1}^*}{d^{\frac{\alpha}{2}}}$  where we assume that  $\alpha > 0$ , and, since  $\log(f)', \log(f)'', \log(f)'''$  are almost surely bounded by virtue of our assumptions on  $f$  and (42), and because  $k$  is finite, it is easy to see that the first sum in the expression in (44) goes in probability to 0. Then, we apply Lyapunov's central limit theorem on  $b_j$  for  $j = k+1, \dots, d$ , which deals with infinitely many random variables as  $d \rightarrow \infty$ , and we obtain

$$X \sim N \left( \eta(x_1, b_1, \epsilon) + \frac{\epsilon^2}{2!} \sum_{j=k+1}^d \{ \log(f(\theta_j(d)x_j)) \}'', \epsilon^2 \sum_{j=k+1}^d \left[ \{ \log(f(\theta_j(d)x_j)) \}' \right]^2 + \Delta \right), \quad (45)$$

where

$$\Delta = \epsilon^4 \sum_{j=k+1}^d 2 \{\log(f(\theta_j(d)x_j))\}' \{\log(f(\theta_j(d)z_j))\}''' + \epsilon^6 \sum_{j=k+1}^d \left[ \{\log(f(\theta_j(d)z_j))\}''' \right]^2. \quad (46)$$

Writing  $u_j = \theta_j(d)x_j$ , we have

$$\begin{aligned} \epsilon^2 \sum_{j=k+1}^d \left[ \{\log(f(\theta_j(d)x_j))\}' \right]^2 &= \sum_{i=1}^m \frac{\ell^2 z_1^{*2}}{d^\alpha} \theta_j^2(d) r(i, d) \left\{ \frac{1}{r(i, d)} \sum_{j=1}^{r(i, d)} \left( \frac{f'(u_j)}{f(u_j)} \right)^2 \right\} \\ &= \sum_{i=1}^m \frac{\ell^2 z_1^{*2} d^{\gamma_i} r(i, d)}{K_{k+i} d^\alpha} r(i, d) \left\{ \frac{1}{r(i, d)} \sum_{j=1}^{r(i, d)} \left( \frac{f'(u_j)}{f(u_j)} \right)^2 \right\} \end{aligned} \quad (47)$$

As  $d \rightarrow \infty$ , almost surely,

$$\frac{1}{r(i, d)} \sum_{j=1}^{r(i, d)} \left( \frac{f'(u_j)}{f(u_j)} \right)^2 \rightarrow E \left[ \left( \frac{f'(U)}{f(U)} \right)^2 \right] = \mathbb{I}. \quad (48)$$

Hence, as  $d \rightarrow \infty$ , almost surely

$$\epsilon^2 \sum_{j=k+1}^d \left[ \{\log(f(\theta_j(d)x_j))\}' \right]^2 \rightarrow \ell^2 z_1^{*2} \xi^2 \mathbb{I}, \quad (49)$$

where

$$\xi^2 = \sum_{i=1}^m \frac{d^{\gamma_i} r(i, d)}{K_{k+i} d^\alpha}$$

is finite due to (42) and the fact that  $m$  is finite.

We then follow a similar approach as in the previous two cases to obtain

$$\mathbb{W}(z_1^*, x_1, d, \xi) = \Phi \left( \frac{\eta(x_1, z_1^*) - \frac{z_1^{*2} \ell^2 \xi^2}{2} \mathbb{I}}{\sqrt{z_1^{*2} \ell^2 \xi^2 \mathbb{I}}} \right) + e^{\eta(x_1, z_1^*)} \Phi \left( \frac{-\eta(x_1, z_1^*) - \frac{z_1^{*2} \ell^2 \xi^2}{2} \mathbb{I}}{\sqrt{z_1^{*2} \ell^2 \xi^2 \mathbb{I}}} \right). \quad (50)$$

This expression when simplified gives the following expression for the generator term,

$$G_d V(x) \approx V'(x_1) \frac{1}{2} \ell^2 E_{z_1^*} \left[ z_1^{*2} \mathcal{H}(z_1^*, x_1, d, \xi) \right] + \frac{1}{2} V''(x_1) \ell^2 E_{z_1^*} \left[ z_1^{*2} \mathcal{H}(z_1^*, x_1, d, \xi) \right]. \quad (51)$$

where

By the same arguments as in the previous cases, we have

$$\lim_{d \rightarrow \infty} E |G_d V(x) - G V(x)| \rightarrow 0.$$

The diffusion speed can be calculated analogously as

$$g(\ell) = 4\ell^2 \int_0^\infty \left\{ u^2 \Phi \left( -\frac{u\ell\xi\sqrt{\mathbb{I}}}{2} \right) \right\} \phi(u) du. \quad (52)$$

If  $\ell_{opt}$  denotes the maximizer of (52), then the optimal acceptance rate is given by

$$\alpha_{opt} = 4 \int_0^\infty \Phi \left( -\frac{u\ell_{opt}\xi\sqrt{\mathbb{I}}}{2} \right) \phi(u) du. \quad (53)$$

### 5.1 TMCMC within Gibbs for independent but non-identical random variables

As in Section 4.1, here also we define transitions of the form (28), where  $\chi_i$ , having the same definitions as (26) and (27), indicates whether or not the  $i$ -th co-ordinate  $x_i$  will be updated.

The rest of the proof is a simple modification of the above proof for independent but non-identical random variables. Here we must replace (48) with

$$\frac{c_d}{c_{dr}(i, d)} \sum_{j=1}^{c_{dr}(i, d)} \left( \frac{f'(u_j)}{f(u_j)} \right)^2 \rightarrow cE \left[ \left\{ \frac{f'(U)}{f(U)} \right\}^2 \right] = c\mathbb{I}. \quad (54)$$

With the above modification the diffusion speed can be calculated as

$$g_c(\ell) = 4c\ell^2 \int_0^\infty \left\{ u^2 \Phi \left( -\frac{u\ell\xi\sqrt{c\mathbb{I}}}{2} \right) \right\} \phi(u) du, \quad (55)$$

and the optimal acceptance rate is given by

$$\alpha_{opt} = 4 \int_0^\infty \Phi \left( -\frac{u\ell_{opt}\xi\sqrt{c\mathbb{I}}}{2} \right) \phi(u) du, \quad (56)$$

where  $\ell_{opt}$  is the maximizer of (55).

## 6 Diffusion approximation for a more general dependent family of distributions

So far, we assumed that the target density  $\pi$  is associated with either *iid* or mutually independent random variables, with a special structure. Now, we extend our notion to a much wider class of distributions where there is a particular form of dependence structure between the components of the distribution. In determining these non product measures, we adopted the framework of Mattingly *et al.* (2011), Beskos *et al.* (2009), Beskos and Stuart (2007), Bedard (2009). In particular, we assume that  $\pi_0$  is a Gaussian measure with mean 0 and covariance  $\Sigma$  and the Radon Nikodym derivative of the target density  $\pi$  with respect to  $\pi_0$  is given by

$$\frac{d\pi}{d\pi_0} = M_\Psi \exp(-\Psi(x)), \quad (57)$$

for a real  $\pi_0$ -measurable function  $\Psi$  on  $\mathbb{R}^\infty$ , and  $M_\Psi$  is a normalizing constant. Since  $\Sigma$  is assumed to be positive definite, we can always find eigenvalues  $\lambda_j^2$  and orthonormal eigenvectors  $\phi_j$  such that

$$\Sigma\phi_j = \lambda_j^2\phi_j; \quad j = 1, 2, \dots \quad (58)$$

Any vector  $x$  in  $\mathbb{R}^\infty$  can be uniquely represented as

$$x = \sum_{j=1}^{\infty} x_j \phi_j, \quad \text{where } x_j = \langle x, \phi_j \rangle \quad (59)$$



Following [Mattingly et al. \(2011\)](#) we approximate the infinite-dimensional measure using a finite dimensional target measure  $\pi^d$  involving only the first  $d$  co-ordinates of  $x$ . As  $N \rightarrow \infty$ ,  $\pi^d$  would eventually converge to  $\pi$  almost everywhere. We define

$$\Psi^d(x) = \Psi(P^d x), \quad \text{and} \quad \frac{d\pi}{d\pi_0} \propto \exp(-\Psi^d(x)). \quad (60)$$

As in [Mattingly et al. \(2011\)](#), we represent  $\pi^d(x)$  as

$$\pi^d(x) = M_{\Psi^d} \exp \left( -\Psi^d(x) - \frac{1}{2} \langle x, (\Sigma^d)^{-1} x \rangle \right) \quad (61)$$

where  $\Sigma^d = P^d \Sigma P^d$ . Under the TMCMC model set up, the move at the  $(k+1)$ -th time point can be explicitly stated in terms of the position at  $k$ th time point as follows

$$x^{k+1} = \gamma^{k+1} y^{k+1} + (1 - \gamma^{k+1}) x^k, \quad (62)$$

where

$$\gamma^{k+1} \sim \text{Bernoulli} \left( \min \left\{ 1, \frac{\pi(y^{k+1})}{\pi(x^k)} \right\} \right).$$

We define the move  $y^{k+1}$  as

$$y^{k+1} = x^k + \sqrt{\frac{2\ell^2}{d}} \Sigma^{\frac{1}{2}} \xi^{k+1}, \quad (63)$$

where  $\xi^{k+1} = (b_1^{k+1} \epsilon^{k+1}, \dots, b_d^{k+1} \epsilon^{k+1})$  where  $b_i = \pm 1$  with probability  $1/2$  each, and  $\epsilon \sim N(0, 1)I_{\{\epsilon > 0\}}$ . From (61) it follows that  $\min \left\{ 1, \frac{\pi(y^{k+1})}{\pi(x^k)} \right\}$  can be written as  $\min \{1, e^{\mathbb{Q}}\}$  where  $\mathbb{Q}$  is given by

$$\mathbb{Q} = \frac{1}{2} \left\| \Sigma^{-\frac{1}{2}} (P^d x^k) \right\|^2 - \frac{1}{2} \left\| \Sigma^{-\frac{1}{2}} (P^d y^{k+1}) \right\|^2 + \Psi^d(x^k) - \Psi^d(y^{k+1}). \quad (64)$$

Using (63), one obtains

$$\mathbb{Q} = -\sqrt{\frac{2\ell^2}{d}} \langle \eta, \xi \rangle - \frac{\ell^2}{d} \|\xi\|^2 - r(x, \xi), \quad (65)$$

where

$$\eta = \Sigma^{-\frac{1}{2}} (P^d x^k) + \Sigma^{\frac{1}{2}} \nabla \Psi^d(x^k), \quad (66)$$

and

$$r(x, \xi) = \Psi^d(y^{k+1}) - \Psi^d(x^k) - \langle \nabla \Psi^d(x^k), P^d y^{k+1} - P^d x^k \rangle. \quad (67)$$

We further define

$$R(x, \xi) = -\sqrt{\frac{2\ell^2}{d}} \sum_{j=1}^d \eta_j \xi_j - \frac{\ell^2}{d} \sum_{j=1}^d \xi_j^2, \quad (68)$$

and

$$R_i(x, \xi) = -\sqrt{\frac{2\ell^2}{d}} \sum_{j=1, j \neq i}^d \eta_j \xi_j - \frac{\ell^2}{d} \sum_{j=1, j \neq i}^d \xi_j^2 \quad (69)$$

Using Lemma 5.5 of [Mattingly et al. \(2011\)](#), for large  $d$  one can show that

$$\mathbb{Q} = R(x, \xi) - r(x, \xi) \approx R_i(x, \xi) - \sqrt{\frac{2\ell^2}{d}} \eta_i \xi_i. \quad (70)$$

Using (68) and (70) it can be seen that  $\mathbb{Q}$  is approximately equal to  $R(x, \xi)$  as  $d$  goes to  $\infty$ , where  $R(x, \xi)$  in our case is given by

$$R(x, \xi) = -\epsilon \sqrt{\frac{2\ell^2}{d}} \sum_{j=1}^d \eta_j b_j - \ell^2 \epsilon^2. \quad (71)$$

To apply Lyapunov's central limit theorem we need to show the following: with probability 1 with respect to  $\pi$ ,

$$\frac{\sum_{j=1}^d E \left( \frac{b_j \eta_j}{\sqrt{d}} \right)^4}{\left( \sqrt{\sum_{j=1}^d \frac{\eta_j^2}{d}} \right)^4} = \frac{\sum_{j=1}^d \frac{\eta_j^4}{d^2}}{\left( \frac{\|\eta\|^2}{d} \right)^2} \rightarrow 0, \text{ as } d \rightarrow \infty. \quad (72)$$

By Lemma 5.2 of Mattingly *et al.* (2011),  $\frac{\|\eta\|^2}{d} \rightarrow 1$   $\pi$ -almost surely as  $d \rightarrow \infty$ . This implies that the denominator of the left hand side of (72) goes to 1  $\pi$ -almost surely, as  $d \rightarrow \infty$ . Now,  $\left( \frac{\|\eta\|^2}{d} \right)^2 = \sum_{j=1}^d \frac{\eta_j^4}{d^2} + \sum_{i=1}^d \frac{\eta_i^2}{d} \left( \sum_{j \neq i}^d \frac{\eta_j^2}{d} \right)$ . Except on a  $\pi$ -null set  $\mathcal{N}$ , where  $\sum_{j=1}^d \frac{\eta_j^2}{d}$  need not converge to 1, we have, for given  $\epsilon > 0$  and  $d_0$  depending upon  $\epsilon$ ,  $1 - \epsilon < \sum_{j \neq i}^d \frac{\eta_j^2}{d} < 1 + \epsilon$  and  $1 - \epsilon < \sum_{i=1}^d \frac{\eta_i^2}{d} < 1 + \epsilon$ , for  $d \geq d_0$ . Hence, for  $d \geq d_0$ ,  $-\epsilon^2 - 2\epsilon < \epsilon^2 - 2\epsilon = (1 - \epsilon)^2 - 1 < \sum_{i=1}^d \frac{\eta_i^2}{d} \left( \sum_{j \neq i}^d \frac{\eta_j^2}{d} \right) - 1 < (1 + \epsilon)^2 - 1 = \epsilon^2 + 2\epsilon$ , so that  $\left| \sum_{i=1}^d \frac{\eta_i^2}{d} \left( \sum_{j \neq i}^d \frac{\eta_j^2}{d} \right) - 1 \right| < \epsilon^2 + 2\epsilon$ , showing that  $\sum_{i=1}^d \frac{\eta_i^2}{d} \left( \sum_{j \neq i}^d \frac{\eta_j^2}{d} \right) \rightarrow 1$  on  $\mathcal{N}^c$ , the complement of  $\mathcal{N}$ . Since on  $\mathcal{N}^c$ ,  $\left( \frac{\|\eta\|^2}{d} \right)^2 \rightarrow 1$ , we must have  $\sum_{j=1}^d \frac{\eta_j^4}{d^2} \rightarrow 0$  on  $\mathcal{N}^c$ , showing that Lyapunov's condition (72) holds almost surely with respect to  $\pi$ .

Using Lyapunov's central limit theorem on  $b_j$ , and using the result that  $\frac{\|\eta\|^2}{d} \rightarrow 1$   $\pi$ -almost surely as  $d \rightarrow \infty$ , we obtain, for sufficiently large  $d$ ,

$$R(x, \xi) \approx \mathbb{Z} \approx N(-\ell^2 \epsilon^2, 2\ell^2 \epsilon^2). \quad (73)$$

Now, (68) and the fact that for large  $d$ ,  $\mathbb{Q} \approx R(x, \xi)$ , imply

$$\mathbb{Q} \approx -\epsilon \sqrt{\frac{2\ell^2}{d}} \left( \eta_i b_i + \sum_{j=1, j \neq i}^d \eta_j b_j \right) - \ell^2 \epsilon^2, \quad (74)$$

so that

$$[\mathbb{Q}|b_i, \epsilon] \approx N \left( -\ell^2 \epsilon^2 - \epsilon \sqrt{\frac{2\ell^2}{d}} \eta_i b_i, 2\ell^2 \epsilon^2 \right) \quad (75)$$

## 6.1 Expected drift

In order to obtain the diffusion approximation, we first obtain the expected drift conditions. In order to do that, we first define, as in Mattingly *et al.* (2011),  $\mathcal{F}_k$  to be the sigma algebra generated by  $\{x^n, \xi^n, \gamma^k, n \leq k\}$ , and denote the conditional expectations  $E(\cdot | \mathcal{F}_k)$  by  $E_k(\cdot)$ . We

then note that under stationarity,  $E_k(x^{k+1} - x^k) = E_0(x^1 - x^0)$ , and using (62) we can write

$$\begin{aligned}
dE_0(x_i^1 - x_i^0) &= dE_0[\gamma^1(y_i^1 - x_i^1)] \\
&= dE_0\left[\alpha(x, \xi)\sqrt{\frac{2\ell^2}{d}}\left(\Sigma^{\frac{1}{2}}\xi\right)_i\right] \\
&= \frac{1}{\eta_i}\lambda_i\sqrt{2\ell^2d}E_0\left[\min\left\{1, e^{\mathbb{Q}}\right\}\xi_i\right]\eta_i,
\end{aligned} \tag{76}$$

where  $\alpha(x, \xi) = \min\left\{1, \frac{\pi(y_i^1)}{\pi(x_i^1)}\right\}$ . The last step follows from (58); noting that  $\lambda_i\Sigma^{-\frac{1}{2}}\phi_i = \phi_i$ , (66) yields

$$\begin{aligned}
\lambda_i\eta_i &= \lambda_i\left\langle\Sigma^{-\frac{1}{2}}(P^dx^0) + \Sigma^{-\frac{1}{2}}\nabla\Psi^d(x^0), \phi_i\right\rangle \\
&= \left\langle P^dx^0 + \nabla\Psi^d(x^0), \phi_i\right\rangle \\
&= \left(P^dx^0 + \nabla\Psi^d(x^0)\right)_i.
\end{aligned} \tag{77}$$

Thus, we can write

$$dE_0(x_i^1 - x_i^0) = \frac{1}{\eta_i}\left(P^dx^0 + \nabla\Psi^d(x^0)\right)_i\sqrt{2\ell^2d}E_0\left[\min\left\{1, e^{\mathbb{Q}}\right\}\xi_i\right]. \tag{78}$$

Now, writing  $\mu = -\ell^2\epsilon^2 - \epsilon\sqrt{\frac{2\ell^2}{d}}\eta_ib_i$ ,  $\sigma = \sqrt{2}\ell\epsilon$ , and using (75), it follows that

$$\begin{aligned}
&\sqrt{d}E_0\left[\min\left\{1, e^{\mathbb{Q}}\right\}\xi_i\right] \\
&= \sqrt{d}E_{b_i\epsilon}\left[b_i\epsilon E_0\left\{\min\left\{1, e^{\mathbb{Q}}\right\}\middle|b_i, \epsilon\right\}\right] \\
&\approx \sqrt{d}E_{b_i\epsilon}\left[b_i\epsilon\left\{\Phi\left(\frac{\mu}{\sigma}\right) + e^{\mu + \frac{\sigma^2}{2}}\Phi\left(-\sigma - \frac{\mu}{\sigma}\right)\right\}\right] \\
&= \sqrt{d}E_{b_i\epsilon}\left[b_i\epsilon\left\{\Phi\left(-\frac{\ell\epsilon}{\sqrt{2}} - \frac{\eta_ib_i}{\sqrt{d}}\right) + e^{-\epsilon\sqrt{\frac{2\ell^2}{d}}\eta_ib_i}\Phi\left(-\frac{\ell\epsilon}{\sqrt{2}} + \frac{\eta_ib_i}{\sqrt{d}}\right)\right\}\right].
\end{aligned} \tag{79}$$

Using the following Taylor's series expansions

$$\begin{aligned}
\Phi\left(-\frac{\ell\epsilon}{\sqrt{2}} - \frac{\eta_ib_i}{\sqrt{d}}\right) &= \Phi\left(-\frac{\ell\epsilon}{\sqrt{2}}\right) - \frac{\eta_ib_i}{\sqrt{d}}\phi\left(-\frac{\ell\epsilon}{\sqrt{2}}\right) + \frac{\eta_i^2}{d}\phi'(w_1), \\
\Phi\left(-\frac{\ell\epsilon}{\sqrt{2}} + \frac{\eta_ib_i}{\sqrt{d}}\right) &= \Phi\left(-\frac{\ell\epsilon}{\sqrt{2}}\right) + \frac{\eta_ib_i}{\sqrt{d}}\phi\left(-\frac{\ell\epsilon}{\sqrt{2}}\right) + \frac{\eta_i^2}{d}\phi'(w_2), \\
e^{-\epsilon\sqrt{\frac{2\ell^2}{d}}\eta_ib_i} &= 1 - \epsilon\sqrt{\frac{2\ell^2}{d}}\eta_ib_i + \frac{2\ell^2\epsilon^2\eta_i^2}{d}e^{-w_3},
\end{aligned} \tag{80}$$

where  $w_1$  lies between  $-\frac{\ell\epsilon}{\sqrt{2}}$  and  $-\frac{\ell\epsilon}{\sqrt{2}} - \frac{\eta_ib_i}{\sqrt{d}}$ ;  $w_2$  lies between  $-\frac{\ell\epsilon}{\sqrt{2}}$  and  $-\frac{\ell\epsilon}{\sqrt{2}} + \frac{\eta_ib_i}{\sqrt{d}}$ , and  $w_3$

lies between 0 and  $\epsilon\sqrt{\frac{2\ell^2}{d}}\eta_i b_i$ , and noting that  $E_{b_i\epsilon}\left[\Phi\left(-\frac{\ell\epsilon}{\sqrt{2}}\right)\right] = E_{b_i\epsilon}\left[b_i\phi\left(-\frac{\ell\epsilon}{\sqrt{2}}\right)\right] = 0$ ,  $\frac{1}{\sqrt{d}}E_{b_i\epsilon}\left[\epsilon\phi\left(-\frac{\ell\epsilon}{\sqrt{2}}\right)\right] \rightarrow 0$  as  $d \rightarrow \infty$ , (79) can be easily seen to be of the form

$$\begin{aligned}\sqrt{d}E_0\left[\min\left\{1, e^{\mathbb{Q}}\right\}\xi_i\right] &\approx \sqrt{d}E_{b_i\epsilon}\left[b_i\epsilon\left\{\Phi\left(-\frac{\ell\epsilon}{\sqrt{2}}-\frac{\eta_i b_i}{\sqrt{d}}\right)\right.\right. \\ &\quad \left.\left.+e^{-\epsilon\sqrt{\frac{2\ell^2}{d}}\eta_i b_i}\Phi\left(-\frac{\ell\epsilon}{\sqrt{2}}+\frac{\eta_i b_i}{\sqrt{d}}\right)\right\}\right] \\ &\approx -\sqrt{2\ell^2}\eta_i \times 2 \int_0^\infty u^2 \Phi\left(-\frac{\ell u}{\sqrt{2}}\right) \phi(u) du \\ &= -\sqrt{\frac{\ell^2}{2}}\eta_i \beta,\end{aligned}\tag{81}$$

where

$$\beta = 4 \int_0^\infty u^2 \Phi\left(-\frac{\ell u}{\sqrt{2}}\right) \phi(u) du.\tag{82}$$

Hence, we can re-write (78) as

$$\begin{aligned}dE_0(x_i^1 - x_i^0) &= \frac{1}{\eta_i} \left(P^d x^0 + \nabla \Psi^d(x^0)\right)_i \sqrt{2\ell^2} dE_0\left[\min\left\{1, e^{\mathbb{Q}}\right\}\xi_i\right] \\ &= -\ell^2 \beta \left(P^d x^0 + \nabla \Psi^d(x^0)\right)_i.\end{aligned}\tag{83}$$

## 6.2 Expected diffusion coefficient

Now we evaluate the expected diffusion coefficients involving the cross product terms. For  $1 \leq i \neq j \leq d$ , we have

$$dE_0\left[(x_i^1 - x_i^0)(x_j^1 - x_j^0)\right] = dE_0\left[\{\gamma^1(y_i^1 - x_i^0)\}\{\gamma^1(y_j^1 - x_j^0)\}\right]$$

Check that if  $i \neq j$ , then the above expectation is 0 using the fact that  $b_i b_j \epsilon$  has 0 mean for  $i \neq j$ . However for  $i = j$ , using (77) again, we can reduce the above expectation to

$$\begin{aligned}dE_0\left[(x_i^1 - x_i^0)(x_j^1 - x_j^0)\right] &= dE_0\left[(x_i^1 - x_i^0)^2\right] \\ &= dE_0\left[\alpha(x^0, \xi)(y_i^1 - x_i^0)^2\right] \\ &= 2\ell^2 \lambda_i^2 E_0\left[\xi_i^2 \min\left\{1, e^{\mathbb{Q}}\right\}\right].\end{aligned}\tag{84}$$

Using the same Taylor's series expansions (80) it is easily seen that

$$\begin{aligned}E_0\left[\xi_i^2 \min\left\{1, e^{\mathbb{Q}}\right\}\right] &\approx 4 \int_0^\infty u^2 \Phi\left(-\frac{\ell u}{\sqrt{2}}\right) \phi(u) du \\ &= \beta.\end{aligned}\tag{85}$$

Hence,

$$\begin{aligned}
dE_0 [(x_i^1 - x_i^0) (x_j^1 - x_j^0)] &= 2\ell^2 \lambda_i^2 E_0 [\xi_i^2 \min \{1, e^{\mathbb{Q}}\}] \\
&\approx 2\ell^2 \lambda_i^2 \beta \\
&= 2\ell^2 \beta \langle \phi_i, \Sigma \phi_i \rangle.
\end{aligned} \tag{86}$$

It follows that

$$dE_0 [(x^1 - x^0) \otimes (x^1 - x^0)] \approx 2\ell^2 \beta \Sigma^d. \tag{87}$$

Now defining the piecewise constant interpolant of  $x^k$  given by

$$z^d(t) = x^k; \quad t \in [t^k, t^{k+1}], \tag{88}$$

where  $t^k = k/d$ , it can be shown, proceeding in the same way, and using the same assumptions on the covariance operator and  $\Psi$  as [Mattingly et al. \(2011\)](#), that  $z^d(t)$  converges weakly to  $z$  (see [Mattingly et al. \(2011\)](#) for the rigorous definition), where  $z$  satisfies the following stochastic differential equation:

$$\frac{dz}{dt} = -g(\ell) (z + \Sigma \nabla \Psi(z)) + \sqrt{2g(\ell)} \frac{dW}{dt}, \quad z(0) = z^0, \tag{89}$$

where  $z_0 \sim \pi$ ,  $W$  is a Brownian motion in a relevant Hilbert space with covariance operator  $\Sigma$ , and

$$g(\ell) = \ell^2 \beta, \tag{90}$$

is the diffusion speed. If  $\ell_{opt}$  maximizes the diffusion speed, then the optimal acceptance rate is given by

$$\alpha_{opt} = 4 \int_0^\infty \Phi \left( -\frac{\ell_{opt} u}{\sqrt{2}} \right) \phi(u) du. \tag{91}$$

### 6.3 TMCMC within Gibbs for this dependent family of distributions

As before, here we define transitions of the form [\(28\)](#), where the random variable  $\chi_i$  indicates whether or not the  $i$ -th co-ordinate of  $x$  will be updated. The proof again required only minor modification to the above proof provided in the case of this dependent family of distributions. Here we only need to take expectations with respect to  $\chi_i; i = 1, \dots, d$ , so that we now have

$$[\mathbb{Q}|b_i, \epsilon] \approx N \left( -\ell^2 \epsilon^2 - c\epsilon \sqrt{\frac{2\ell^2}{d}} \eta_i b_i, 2\ell^2 \epsilon^2 c^2 \right).$$

Proceeding in the same manner as in the above proof, we obtain a stochastic differential equation of the same form as [\(89\)](#), but with  $g(\ell)$  replaced with

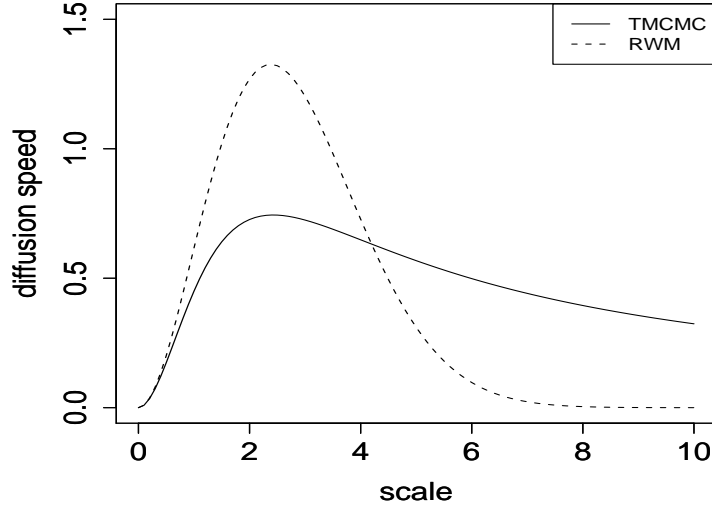
$$g_c(\ell) = c\ell^2 \beta_c, \tag{92}$$

where

$$\beta_c = 4 \int_0^\infty u^2 \Phi \left( -\frac{\ell u}{c\sqrt{2}} \right) \phi(u) du.$$

The optimal acceptance rate is given by

$$\alpha_{opt} = 4 \int_0^\infty \Phi \left( -\frac{\ell_{opt} u}{c\sqrt{2}} \right) \phi(u) du, \tag{93}$$



**Figure 4:** Comparison of diffusion speeds of TCMC and RWM in the *iid* case.

where  $\ell_{opt}$  maximizes  $g_c(\ell)$ .

## 7 Comparison with RWM

### 7.1 Comparison in the *iid* set-up

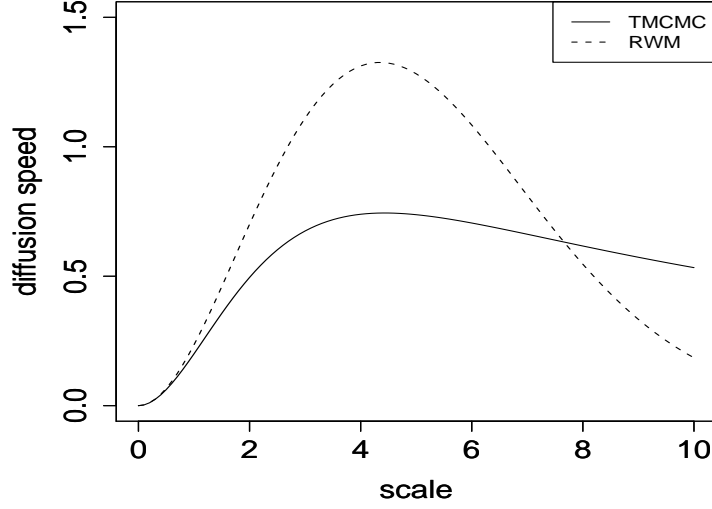
Note that for both the standard RWM algorithm and our Additive TCMC algorithm, the diffusion process reduces to the Langevin diffusion where the limiting form of  $G_d V(x)$  is given by

$$GV(x) = h(\ell) \left[ \frac{1}{2} [\log f(x_1)]' V'(x_1) + \frac{1}{2} V''(x_1) \right]. \quad (94)$$

Here the diffusion speed  $h(\ell)$  is given by  $h(\ell) = 2\ell^2 \Phi\left(-\frac{\ell\sqrt{\mathbb{I}}}{2}\right)$ , and the optimal acceptance rate is  $2\Phi\left(-\frac{\ell_{opt}\sqrt{\mathbb{I}}}{2}\right)$ , where  $\ell_{opt}$  maximizes  $h(\ell)$ . A comparison between (24) and the above diffusion speed reveals that if, instead of the standard normal distribution,  $z_1^*$  had a distribution that assigns probability 1/2 to each of +1 and -1, then the additive TCMC-based diffusion speed would reduce to the RWM-based diffusion speed.

Note that the optimum value of  $\ell$  in RWM is  $\frac{2.381}{\sqrt{\mathbb{I}}}$  and corresponding expected acceptance rate is 0.234. However, in TCMC it is observed on maximizing (24) that  $\ell_{opt} = \frac{2.426}{\sqrt{\mathbb{I}}}$  and the corresponding expected acceptance rate is 0.439. This much higher acceptance rate for TCMC is to be expected because effectively just a one-dimensional proposal distribution is used to update the entire high-dimensional random vector  $x$ .

Figure 4 compares the diffusion speeds of TCMC and RWM in the *iid* case. Observe that the maximum diffusion speed for RWM is greater than that of TCMC. However, the graph for RWM falls much more steeply compared to TCMC for large  $\ell$ , showing that the diffusion speed is quite sensitive towards mis-specification of the scaling constant, and that scaling constants other than the maximizer can substantially decrease the diffusion speed. On the other hand, the graph for TCMC is much more flat, indicating relatively more robustness with respect to the choice of  $\ell$ .



**Figure 5:** Comparison of diffusion speeds of TCMC within Gibbs and RWM within Gibbs in the *iid* case, with  $c = 0.3$ .

### 7.1.1 Within Gibbs comparison in the *iid* set-up

Now we compare the TCMC within Gibbs based diffusion speed and optimal acceptance rate given by (37) and (38) with those of RWM within Gibbs. The diffusion speed for the RWM within Gibbs algorithm is  $h_c(\ell) = 2c\ell^2\Phi\left(-\frac{\ell\sqrt{c\mathbb{I}}}{2}\right)$ , and the optimal acceptance rate is  $2\Phi\left(-\frac{\ell_{opt}\sqrt{c\mathbb{I}}}{2}\right)$ , where  $\ell_{opt}$  maximizes  $h_c(\ell)$ ; see Neal and Roberts (2006). We have the same acceptance rates for TCMC within Gibbs and its RWM counterpart. This is because in that case we can define  $\mathbb{I}_c = c\mathbb{I}$ , so that  $\ell_{opt}$  in RWM and TCMC turn out to be  $\frac{2.381}{\sqrt{\mathbb{I}_c}}$  and  $\frac{2.426}{\sqrt{\mathbb{I}_c}}$  respectively, and the resulting acceptance rates remain the same. Figure 5 compares the diffusion speeds associated with TCMC within Gibbs and RWM within Gibbs, with  $c = 0.3$ . Once again, we observe that the diffusion speed of TCMC within Gibbs is more robust with respect to mis-specification of the scale.

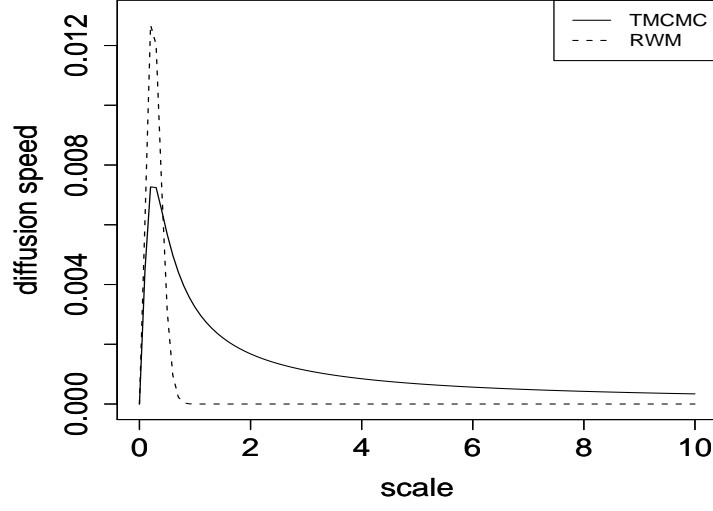
## 7.2 Comparison in the independent but non-identical set-up

The equations (52) and (53) provide the diffusion speed and the optimal acceptance rate for TCMC in the independent but non-identical set-up. The corresponding quantities for RWM are given by  $2\ell^2\Phi\left(-\frac{\ell\xi\sqrt{\mathbb{I}}}{2}\right)$ , and  $2\Phi\left(-\frac{\ell_{opt}\xi\sqrt{\mathbb{I}}}{2}\right)$ . As before, the optimal acceptance rates remain 0.234 and 0.439 for RWM and TCMC, respectively. Figure 6 compares the diffusion speeds associated with TCMC and RWM, with  $\xi = 10$ . Here both the graphs are steep, but that for RWM is much more steeper, lead to the same observations regarding robustness with respect to mis-specification of scale.

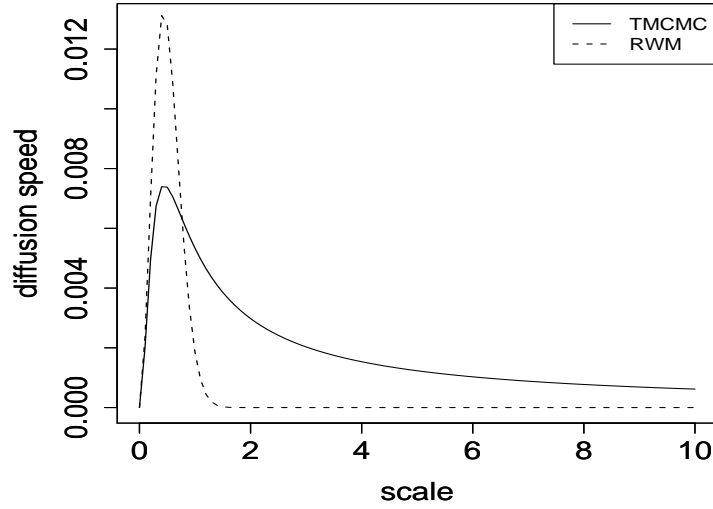
### 7.2.1 Within Gibbs comparison in the independent but non-identical set-up

It can be easily shown that the RWM-based diffusion speed and the acceptance rate in the independent but non-identical set-up are  $2c\ell^2\Phi\left(-\frac{\ell\xi\sqrt{c\mathbb{I}}}{2}\right)$ , and  $2\Phi\left(-\frac{\ell_{opt}\xi\sqrt{c\mathbb{I}}}{2}\right)$ , respectively. These are to be compared with the TCMC-based quantities given by (55) and (56), respectively. The optimal acceptance rates for TCMC and RWM, as before, are 0.234 and 0.439, respectively. Conclusions similar as before are reached on observing Figure 7 that compares the diffusion

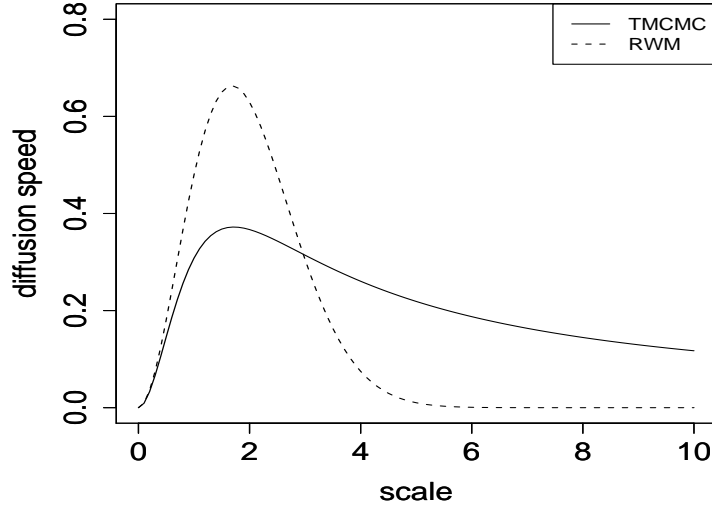




**Figure 6:** Comparison of diffusion speeds of TCMC within Gibbs and RWM within Gibbs in the independent but non-identical case, with  $\xi = 10$ .



**Figure 7:** Comparison of diffusion speeds of TCMC within Gibbs and RWM within Gibbs in the independent but non-identical case, with  $\xi = 10$ ,  $c = 0.3$ .



**Figure 8:** Comparison of diffusion speeds of TCMC and RWM in the dependent case.

speeds of TCMC and RWM in this case.

### 7.3 Dependent case

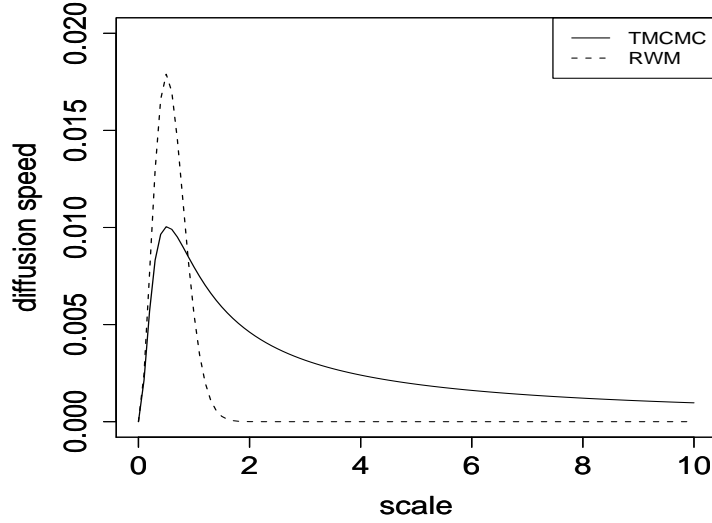
In the dependent case, the diffusion speed is and the optimal acceptance rate are of the forms (90) and (91), respectively. As usual, the TCMC-based optimal acceptance rate turns out to be 0.439. The corresponding RWM-based optimal acceptance rate, having the form  $2\Phi\left(-\frac{\ell_{opt}}{\sqrt{2}}\right)$ , turn out to be 0.234 as before, where  $\ell_{opt}$  maximizes the corresponding diffusion speed  $2\ell^2\Phi\left(-\frac{\ell}{\sqrt{2}}\right)$ . Similar information as before are provided by Figure 8.

#### 7.3.1 Within Gibbs comparison in the dependent set-up

In the dependent case, it is easily shown that the RWM-based diffusion speed and the acceptance rate are, respectively,  $2c\ell^2\Phi\left(-\frac{\ell}{c\sqrt{2}}\right)$ , and  $2\Phi\left(-\frac{\ell_{opt}}{c\sqrt{2}}\right)$ . The corresponding TCMC-based quantities are (92) and (93), respectively. The optimal acceptance rates remain 0.234 and 0.439 for TCMC and RWM, respectively. Figure 9, comparing the diffusion speeds of TCMC within Gibbs and RWM within Gibbs in the dependent set-up, lead to similar observations as before.

## 8 Simulation Experiments

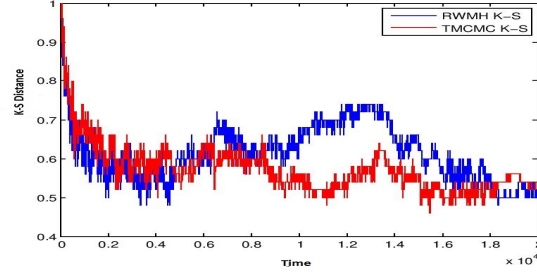
So far, we have invested most of our efforts in the theoretical development of optimal scaling mechanism in the additive TCMC case. Now, we shall consider some simulation experiments to illustrate the performance of our method with respect to the standard RWM methodology. We compare the performance of RWM and TCMC corresponding to three different choices of the proposal variance, with scalings  $\ell$  being 2.4, 6 and 10 respectively, where the first one is the optimal one. We consider target densities of dimensions ranging from 2 to 200. For dimensions 100 and 200, the case  $\ell = 10$  was dropped as it would result in very poor acceptance rate particularly for RWM. For our purpose we consider the target density  $\pi$  to be the multivariate normal distribution with mean vector zero and covariance matrix  $I$ , the identity matrix. The



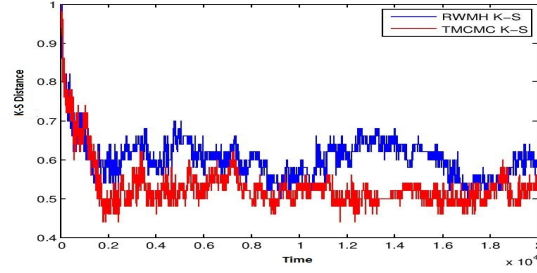
**Figure 9:** Comparison of diffusion speeds of TCMC within Gibbs and RWM within Gibbs in the dependent case, with  $c = 0.3$ .

starting point  $x_0$  is randomly generated from  $U(-2, 2)$ , the uniform distribution on  $(-2, 2)$ . The univariate density of  $\epsilon$  for TCMC was taken to be a left-truncated normal having mean 0 and variance  $\frac{\ell^2}{d}$  for each co-ordinate, where  $\ell$  is the value of the scaling constant. For RWM, each co-ordinate of the  $d$  dimensional proposal density was assumed to have the above distribution, but without the truncation.

In each run, the chain was observed up to 100,000 trials (including the rejected moves). The choice of burn-in was made somewhat subjectively, removing one fourth of the total number of iterates initially. This choice was actually a bit conservative as both RWM and TCMC were found to be sufficiently close to the target density well ahead of the chosen point. We measured the efficiency of the TCMC chain with respect to the RWM chain using certain performance evaluation measures—*Acceptance rate*, *Average Jump Size (AJS)*, *Integrated AutoCorrelation Time (IAC)* and *Integrated Partial AutoCorrelation Time (IPACT)* [Roberts and Rosenthal \(2009\)](#). All calculations of *AJS*, *IAC*, *IPACT* were done corresponding to the process after burn-in in order to ensure stationarity. In calculating the integrated autocorrelation time, we considered 25 lags of ACF. *IPACT* was similarly computed. Table 1 gives a clear picture of the relative performance of TCMC with respect to RWM with respect to these measures. Besides these measures, we used another technique of comparing the convergence rate of TCMC and RWM approaches particularly for high dimensions. We ran 100 copies of the RWM and TCMC chains starting from the same initial point and with the same target density  $\pi$  and observed how well the empirical distribution, corresponding to these 100 copies, fits the true density by evaluating the sample based Kolmogorov-Smirnov (KS) test statistic at each time point for both chains [N.V. \(1948\)](#). The value of the statistic should drop to 0 as time increases since, in the long run, both RWM and TCMC chains converge to  $\pi$ . However, one measure of importance would be how good the approximation to the target density is before burn-in is reached. In other words, it is of interest to know which of these chains have a steeper downward trend with respect to the other. For smaller dimensions like 2 and 10, we did not perceive much difference between the two chains in terms of the KS distance measure. But for dimension 100, we observed a significant improvement in convergence for our TCMC method in comparison to that of the RWM. An instance is presented in Figure 10.



(a)  $\ell = 2.4$ .



(b)  $\ell = 4$ .

**Figure 10:** KS distance measure comparison before *burn in* between the RWM and the TCMC chains.

## 9 Conclusion

From the simulation experiments conducted, some important realizations, which in fact support much of our theoretical viewpoint as well, are the following:

- As evident from Table 1, TCMC seems to have a uniformly better acceptance rate than RWM for all dimensions and all choices of proposal variances. There is sufficient gain in acceptance rate over RWM even for 2 dimensions and the difference increases once we move to higher dimensions or consider larger proposal variances. That large proposal variance would affect the performance of RWM is intuitively clear, since getting an outlying observation in any of the  $d$  co-ordinates becomes more likely.
- An interesting observation from Table 1 is that even for 2 dimensions, our acceptance ratio corresponding to the optimal scaling of 2.4 is very close to 0.44 and it remains close to the optimal value for all the dimensions considered. For RWM however, the optimal acceptance rate is quite far from 0.234 for smaller dimensions. This shows the robustness of our approach with respect to dimensionality.
- Another form of robustness is achieved over RWM by changing the scale from 2.4 by a small amount, say 6. We witness much less significant drop in the acceptance rate under this change of scale than RWM which often falls off very sharply and becomes almost negligible. This is evident from the graphs of diffusion speed with respect to scaling which shows in most cases, a flatter tail for TCMC relative to the standard RWM mechanism.
- The measures  $I\text{ACT}$ ,  $IP\text{ACT}$  are extremely close for the two chains. However, RWM has higher value  $AJS$  for lower dimensions but it decreases sharply in high dimensions. On the other hand, TCMC has lower  $AJS$  value than RWM in lower dimensions but is relatively higher in high dimensions, implying better exploration in high dimensional cases.

Overall, our assessment is that TMCMC is clearly advantageous compared to RWM from various perspectives. It has less computational complexity and the acceptance rate corresponding to the optimal scaling for TMCMC (0.439) is almost twice that of RWM (0.234). The performance of TMCMC as expected, is far better than RWM in high dimensional problems, in terms of acceptance rates, exploration of the sample space and convergence to the target density  $\pi$ . Also, we find that TMCMC is much more robust with respect to optimal scaling unlike RWM. We feel all these points quite strongly prescribe the use of TMCMC for any dimension, and particularly in high dimensional problems.

## Bibliography

- Bedard, M. (2007). Weak Convergence of Metropolis Algorithms for Non-i.i.d. Target Distributions. *The Annals of Applied Probability*, **17**, 1222–1244.
- Bedard, M. (2008). Optimal Acceptance Rates for Metropolis Algorithms: Moving Beyond 0.234. *Stochastic Processes and their Applications*, **118**, 2198–222.
- Bedard, M. (2009). On the Optimal Scaling Problem of Metropolis Algorithms for Hierarchical Target Distributions. Preprint.
- Bedard, M. and Rosenthal, J. S. (2008). Optimal Scaling of Metropolis Algorithms: Heading Toward General Target Distributions. *Canadian Journal of Statistics*, **36**, 483–503.
- Beskos, A. and Stuart, A. M. (2007). MCMC Methods for Sampling Function Space.
- Beskos, A., Roberts, G. O., and Stuart, A. M. (2009). Optimal Scalings for Local Metropolis-Hastings Chains on Non-product Targets in High Dimensions. *The Annals of Applied Probability*, **19**, 863–898.
- Dutta, S. and Bhattacharya, S. (2013a). Markov Chain Monte Carlo Based on Deterministic Transformations. Submitted, available at <http://arxiv.org/abs/1106.5850>.
- Dutta, S. and Bhattacharya, S. (2013b). Supplement to “Markov Chain Monte Carlo Based on Deterministic Transformations”. Submitted, available at <http://arxiv.org/abs/1306.6684>.
- Mattingly, J. C., Pillai, N. S., and Stuart, A. M. (2011). Diffusion Limits of the Random Walk Metropolis Algorithm in High Dimensions. *The Annals of Applied Probability*, **22**, 881–930.
- Neal, P. and Roberts, G. O. (2006). Optimal Scaling for Partially Updating MCMC Algorithms. *The Annals of Applied Probability*, **16**, 475–515.
- N.V., S. (1948). Tables for estimating the goodness of fit of empirical distributions. *Annals of Mathematical Statistics*, **19**, 279.
- Roberts, G. and Rosenthal, J. (2009). Examples of adaptive mcmc. *Journal of Computational and Graphical Statistics*, **18**(2), 349–367.
- Roberts, G., Gelman, A., and Gilks, W. (1997). Weak convergence and optimal scaling of random walk metropolis algorithms. *The Annals of Applied Probability*, **7**, 110–120.
- Skorohod, A. V. (1956). Limit Theorems for Stochastic Processes. *Theory of Probability and its Applications*, **1**, 261–290.

**Table 1:** The performance evaluation of RWM and TMCMC chains for different dimensions. It is assumed that proposal has independent normal components for RWM with same proposal variance along all co-ordinates. The proposal scales range from 2.4 (optimal) to 10. All calculations done after burn in.

Dimension	Test Scaling	Acceptance rate(%)		IAC		IPACT		AJS	
		RWM	TMCMC	RWM	TMCMC	RWM	TMCMC	RWM	TMCMC
2	2.4	34.9	44.6	6.08	7.04	2.46	2.55	0.93	0.74
	6	18.66	29.15	7.08	8.08	2.52	2.56	0.79	0.62
	10	3.83	12.36	13.74	11.91	2.83	2.77	0.22	0.32
5	2.4 (opt)	28.6	44.12	9.98	12.45	2.67	2.77	1.15	0.79
	6	2.77	20.20	15.6	14.11	2.77	2.81	0.39	0.48
	10	0.45	12.44	18.26	15.61	2.88	2.83	0.61	0.42
10	2.4 (opt)	25.6	44.18	15.16	18.26	2.77	2.88	1.22	0.73
	6	1.37	20.34	17.55	16.31	2.91	2.86	0.25	0.49
	10	0.03	7.94	18.79	15.25	2.83	2.71	0.08	0.14
100	2.4 (opt)	23.3	44.1	18.14	18.46	2.88	2.89	1.34	0.73
	6	0.32	20.6	18.62	18.25	2.89	2.88	0.26	0.69
200	2.4 (opt)	23.4	44.2	18.4	18.67	2.88	2.89	1.3	0.92
	6	0.33	20.7	18.86	18.74	2.89	2.89	0.09	0.54