

Quantum quasicrystals of spin-orbit coupled dipolar bosons

Sarang Gopalakrishnan¹, Ivar Martin², and Eugene A. Demler¹

¹*Department of Physics, Harvard University, Cambridge MA 02138, USA*

²*Materials Science Division, Argonne National Laboratory, Argonne, Illinois 60439, USA*

(Dated: May 4, 2022)

We study quasi-two-dimensional dipolar Bose gases in which the bosons experience a Rashba spin-orbit coupling. We show that the degenerate dispersion minimum due to the spin-orbit coupling, combined with the long-range dipolar interaction, can stabilize a number of quantum crystalline and quasicrystalline ground states. Coupling the bosons to a fermionic species can further stabilize these phases. We estimate that the crystalline and quasicrystalline phases should be detectable in realistic dipolar condensates, e.g., dysprosium, and discuss their symmetries and excitations.

Quasicrystals are exotic translationally ordered states of matter that have no periodic crystal lattice [1, 2]. Quasicrystalline states have been observed in metallic alloys [3, 4], photonic crystals [5], and colloids [6]. Quasicrystals differ dramatically from crystals in their mechanical [1, 5] and electronic properties [1]. Like most crystals, however, the existing quasicrystals are classical, in the sense that quantum statistics is unimportant to the crystalline order itself. Thus, the unconventional excitations, defects, and melting transitions [7, 8] that arise when translational order is intertwined with Bose condensation (as in liquid-crystalline states of paired electrons [7, 9–11]) cannot be accessed with existing quasicrystals. Even classical quasicrystals have unconventional excitations (e.g., phasons [1] and imperfect dislocations [12]); their quantum analogs should therefore be unusually rich in such excitations and associated phenomena, which have not, to date, been realized [13].

While solid-state quantum crystals or quasicrystals are difficult to realize, ultracold atomic gases offer naturally quantum-degenerate systems in which both the single-particle dispersion and the structure of interactions can be tuned experimentally. Such systems provide a natural setting for studying the interplay between (quasi-)crystallinity and Bose condensation; and, indeed, various proposals for studying the resulting “supersolid” and “supersmectic” phases exist [14–24]. However, these proposals chiefly consider two-dimensional stripes and triangular-lattice crystals.

In the present work, we present an approach for realizing more general crystalline and quasicrystalline states of ultracold bosons (Fig. 1). We consider bosons subject to a Rashba spin-orbit coupling, which gives rise to a single-particle dispersion minimized on a circle in momentum space [25–28]. This momentum-space circle sets the lattice spacing; (quasi-)crystalline phases correspond to condensation at a discrete set of momenta on it. The Rashba coupling alone does not generate nontrivial crystals: Rashba-coupled bosons [24, 26–32] exhibit a striped state, involving condensation at two opposite momenta, and a spatially homogeneous ferromagnetic “plane-wave” state, involving condensation at a single momentum, as well as possible uncondensed states at low densities [33].

However, as we show here, adding a second length-scale via dipolar interactions can stabilize nontrivial crystalline and quasicrystalline states (Fig. 1). This stabilization takes place through a mechanism that is qualitatively different from the conventional classical accounts [34, 35], as we explain below. All the spatially ordered states we find are inherently quantum-mechanical, in that the relative $U(1)$ phases of their momentum-components affect the crystallinity; we show that they also exhibit additional, distinctively quantum-mechanical “phason” excitations.

We estimate that these crystalline and quasicrystalline phases can be realized in realistic experiments and can, furthermore, straightforwardly be detected via time-of-flight imaging, as their momentum distributions are sharply peaked at reciprocal lattice vectors. Although we have focused on a particular ultracold atomic realization, the results of the present work might also apply to certain magnetic systems, such as MnSi [36], in which the spin-wave dispersion has a circular minimum.

While our work was being completed, we learned of a related treatment of dipolar bosons with Rashba cou-

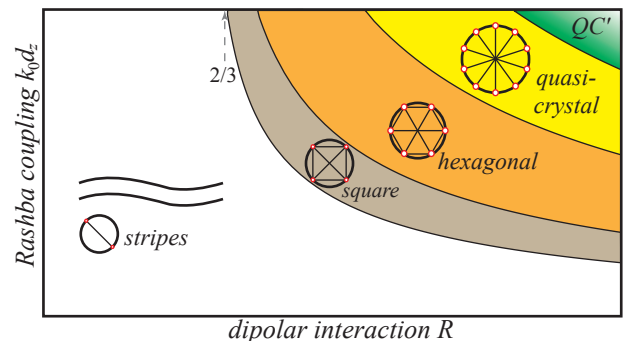


FIG. 1. Ground state phase diagram of two-dimensional Rashba-coupled dipolar bosons. The horizontal axis is the parameter \mathcal{R} —defined in the text—which measures the dipolar coupling strength. The vertical axis is $k_0 d_z$, where k_0 is the Rashba coupling strength and d_z is the transverse confinement. In the region marked QC' the system exhibits quasicrystalline phases with ≥ 7 momentum components.

pling [37]. The system we consider differs from that in Ref. [37] in two crucial respects, however: (1) Ref. [37] treats the interactions between real spin-1/2 dipoles; by contrast, we assume that the states used to generate the two-level Rashba-coupled system are large-spin states (e.g., $m = 7, 8$ in dysprosium), so that the dipolar interaction is predominantly density-density. (2) Ref. [37] treats a harmonically trapped gas, whereas we treat a spatially homogeneous gas; our treatment is therefore valid whenever interaction effects are strong compared with the trapping potential.

Model. The model we consider here comprises two-dimensional dipolar bosons, subject to a Rashba spin-orbit coupling. The Hamiltonian can be written as

$$\mathcal{H} = H_0 + H_{\text{int}}. \quad (1)$$

where

$$H_0 = \frac{1}{2m} \sum_{\mathbf{k}, \alpha\beta} \phi_{\alpha}^{\dagger}(\mathbf{k}) (\mathbf{k}^2 \delta_{\alpha\beta} + \lambda(\mathbf{k} \times \sigma_{\alpha\beta}) \cdot \hat{\mathbf{z}}) \phi_{\beta}(\mathbf{k}) \quad (2)$$

is the single-particle bosonic Hamiltonian, which has a circular dispersion minimum at $k_0 \equiv 2\lambda$. Various schemes exist (see, e.g., Ref. [25]) for realizing the Hamiltonian H_0 using multiple internal states coupled by Raman transitions; such schemes should be possible to realize in species such as dysprosium [38, 39], which have many hyperfine ground states [40].

The boson-boson interaction, H_{int} , is taken to be independent of the internal state, and to have both contact and dipolar elements. This assumption generally holds for the contact interaction; the dipolar interaction is also predominantly a density-density interaction if the internal states coupled to give the spin-orbit coupling are (e.g.) $m_F = 7, 8$ in dysprosium. The two interactions can be combined to give the momentum-space form

$$H_{\text{int}} = \int d^2k \rho_{\mathbf{k}} \rho_{-\mathbf{k}} U(k) \quad (3)$$

where $\rho_{\mathbf{k}} \equiv \int d^2x e^{i\mathbf{k}\cdot\mathbf{x}} (\phi_{+}^{\dagger}(\mathbf{x})\phi_{+}(\mathbf{x}) + \phi_{-}^{\dagger}(\mathbf{x})\phi_{-}(\mathbf{x}))$ and $U(k)$ is given by the expression [41, 42]:

$$U(k) = U(0) \left[1 - Rkd_z w \left(\frac{kd_z}{\sqrt{2}} \right) \right] \quad (4)$$

where d_z is the confinement strength in the z direction; $U(0)$ is the scale of the overall strength; $R \equiv (3/2)\sqrt{\pi/2}/(1 + g_0/g_d)$, where g_0 and g_d are the contact and dipolar scattering lengths respectively; and $w(\zeta) \equiv \exp(\zeta^2)\text{erfc}(\zeta)$. In the limit $R \rightarrow 0$ this interaction becomes purely contact in nature; as R increases past $2/3$, the long-range dipolar interaction overcomes

the contact interaction, and $U(k)$ changes sign at large k [Fig. 2 (a)]. This regime, in which we find nontrivial ground states, is naturally achieved in dysprosium [38], and can be engineered even for less dipolar species such as chromium, by tuning the contact interaction to zero via a Feshbach resonance.

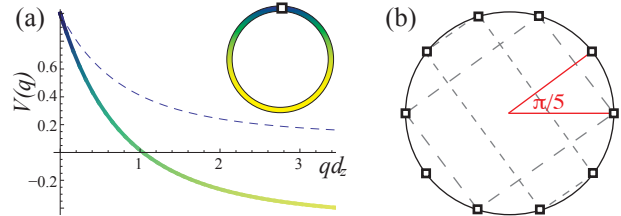


FIG. 2. (a) Interaction potential $U(q)$ as a function of momentum q for $R = 0.6$ (dashed line) and $R = 1$ (thick line). Inset shows the interaction potential in momentum space due to a single condensate at $k_0\hat{\mathbf{y}}$ in the $R = 1$ case; the color-coding matches that in the main panel, and indicates that the interaction energy is attractive for a condensate sufficiently far away in momentum space. (b) Ten-component (pentagonal) quasicrystal pictured in momentum space; dashed squares show typical momentum combinations that are coupled by interactions.

Mean-field analysis. We now turn to a mean-field analysis of Eq. (1). We begin with the following generic ansatz for a time-reversal-invariant crystalline state:

$$\phi(\mathbf{x}) = \sqrt{\frac{n}{2M}} \sum_{i=1}^M \left[e^{i(\mathbf{k}_i \cdot \mathbf{x} + \alpha_i^+)} \begin{pmatrix} 1 \\ e^{i\theta_i} \end{pmatrix} + e^{-i(\mathbf{k}_i \cdot \mathbf{x} + \alpha_i^-)} \begin{pmatrix} 1 \\ -e^{i\theta_i} \end{pmatrix} \right], \quad (5)$$

where n is the total density; θ_i is the angle between \mathbf{k}_i and the x axis; and M is the number of density-waves composing the (quasi-)crystal. The restriction to equal-weight states is justified in the Supplemental Material; the assumption of time-reversal invariance is justified below. For such time-reversal-invariant states, the interaction energy density per particle is given by

$$E = U(0) + \frac{1}{(2M)^2} \sum_{i \neq j, \pm} U(|\mathbf{k}_i \pm \mathbf{k}_j|) F_{ij}^{\pm} \quad (6)$$

where $F_{ij}^{\pm} \equiv 2 + \cos(\alpha_{ij}) + \cos(\alpha_{ij} + 2\theta_{ij}) \mp \cos(\alpha_{ij} + \theta_{ij}) \mp \cos(\theta_{ij})$; $\alpha_{ij} \equiv (\alpha_i^+ - \alpha_i^-) - (\alpha_j^+ - \alpha_j^-)$; and θ_{ij} is the angle between components i and j on the dispersion minimum (chosen to be $\leq \pi/2$). Note that the individual condensate phases only affect the energy in the combinations α_{ij} ; this feature is due to an emergent symmetry of the low-energy theory around a circular dispersion minimum, and we shall return to it in our subsequent discussion of phasons. The α -dependent terms arise because of

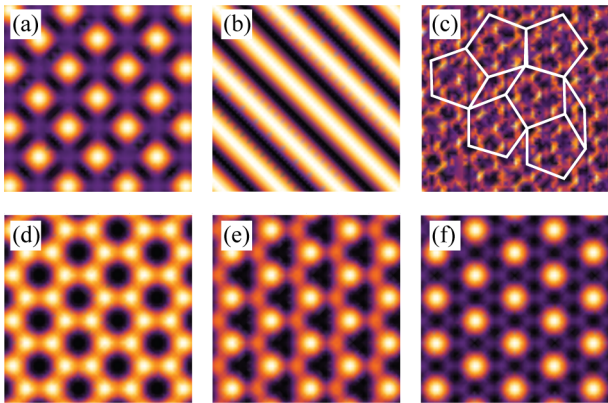


FIG. 3. Real-space density plots for the various ordered states. (a) Density of the spin-up component of the “square-lattice” phase. (b) Total density profile of the square-lattice phase. (c) Total density profile for the quasicrystalline phase; pentagons are guides to the eye. (d)-(f) Density profile of the hexagonal phase as a function of the angle ϕ discussed in the text; smoothly varying ϕ from 0 [panel (d)] to π [panel (f)] corresponds to a phason.

scattering processes of the form $\phi_{\mathbf{k}_1, \alpha}^\dagger \phi_{-\mathbf{k}_1, \beta}^\dagger \phi_{\mathbf{k}_2, \alpha} \phi_{-\mathbf{k}_2, \beta}$. In time-reversal-breaking states, these processes do not contribute to the energy; thus, the mean-field energy of such states is generically higher.

We now turn to candidate states. The simplest of these is the striped state with $E = U(0)$; this is always preferred in the pure contact-interaction limit $\mathcal{R} \rightarrow 0$. In this limit, for a generic $M > 1$ -component crystalline state

$$E = U(0) \left[1 + \frac{1}{M^2} \sum_{i < j} \{1 + \cos(\alpha_{ij} + \theta_{ij}) \cos \theta_{ij}\} \right] \quad (7)$$

Thus the energy difference between a crystal and a stripe is given by the sum in Eq. (7); each term in this sum is positive, so a crystal is never preferred to a stripe. Indeed, the energy of a crystal continuously decreases as $\theta_{ij} \rightarrow 0$, so that crystals are not even metastable. Provided that $U(q) > 0$ for all q , this situation obtains, and the ground state remains a stripe.

We now turn to the dipole-dominated limit in which $U(q) < 0$ for large q ; in this limit, the parameter tuning between different phases is $k_0 d_z$, the ratio of the spin-orbit coupling scale to the transverse confinement scale. For $k_0 d_z \ll 1$, the interaction potential takes the form $U(k) \sim U(0)(1 - Rk_0 d_z) > 0$, so the additional terms in Eq. (6) are positive, and a stripe is still the lowest-energy state. In the opposite limit $k_0 d_z \gg 1$, however, $U(k)$ is *attractive* between points that are sufficiently far apart on the dispersion minimum, thus favoring multi-component crystals and quasicrystals.

Directly minimizing the interaction energy Eq. (6) in this regime yields the phase diagram in Fig. 1; we see that increasing $k_0 d_z$ gives rise to crystals and quasicrystals with increasingly many momentum components. This feature can be understood heuristically as follows. The interaction potential Fig. 2(a) is negative and approximately constant for $kd_z \gg 1$; thus, one can think of it as having a repulsive core at $k \lesssim 1/d_z$ and a constant attractive tail of strength U_∞ at $k \gtrsim 1/d_z$. Thus, the interaction energy is minimized by fitting as many condensates as possible around the dispersion minimum at a momentum spacing $\geq 1/d_z$; in the Supplemental Material we show that the energy of a generic M -component state is then

$$E = U(0) - \frac{|U_\infty|}{2M} \left[(M-1) + \sum_{n \leq (M-1)/2} 2 \cos(n\pi/M) \right], \quad (8)$$

which is minimized by increasing M until it is $\sim k_0 d_z$. The resulting state can be regarded as a Wigner crystal on the dispersion ring, in addition to being a real-space (quasi)crystal. In general, such an M -component arrangement does not correspond to any periodic crystal lattice; however, it *does* have sharp Bragg peaks, by construction, and is therefore a quasicrystal [1].

We now return to the results found by minimizing the true interaction potential Eq. (6) and plotted in Fig. 1, and note two features ignored in the heuristic analysis. (1) There appear to be no regimes in which the ground state is an asymmetric rectangular or rhombic lattice; all states we have found involve condensation at an equally spaced set of points on the dispersion minimum. (2) States with even M appear to be less stable than those with odd M ; thus, for example, the square lattice ($M = 2$) occupies a smaller fraction of the phase diagram than the odd- M states, and we find that states with $M = 4, 6$ are always higher in energy than the nearest odd- M state. This can be attributed to the fact that such states have momentum-components separated by $\pi/2$, for which the θ -dependent terms in Eq. (6) vanish.

We also note that, in the above discussion, we have labeled the phases by their pattern of spin-up (or spin-down) densities. Thus, for example, the phase we denote as a “stripe” is actually a spin-density wave with uniform total density [27]. Furthermore, the square-lattice phase we find has only a unidirectional density wave in the total density, as the spin-up and spin-down components form square lattices that are out of phase with each other [Fig. 3(a), (b)].

Stability against collapse. We now discuss the stability of the mean-field phases against collapse, which is known to occur for dipolar Bose gases in certain regimes [38, 41, 43]. First, we see from Eq. (8) (which overestimates the attractive part of the interaction energy and is thus a lower bound) that the total interac-

tion energy is always positive, even for pure dipolar interactions ($U_\infty = -0.3U(0)$); thus, the system is stable against global collapse. One can also check that there are no soft modes at momenta away from the dispersion minimum (i.e., at $k \neq k_0$). Adapting Ref. [41] (see Supplemental Material) we find that this stability criterion is also met so long as

$$n \leq 1/[U(0)md_z^2] \simeq k_0^2/[mU(0)]. \quad (9)$$

In terms of standard experimental parameters, the latter expression can be rewritten as the criterion that $n/k_0^2 \leq 1/(k_0 a_d)$, where a_d is the scattering length associated with the dipolar interaction. For typical experimental parameters, $k_0 a_d \ll 1$, so that this condition is met at experimentally realistic densities. This contrasts with the various proposals for realizing crystallinity through roton softening in dipolar gases [18, 41]. The crucial difference between the two situations is that, in Refs. [18, 41], the dipolar interactions must be strong enough to overcome the kinetic energy if a crystal is to form, whereas, in the present case, the Rashba coupling quenches the kinetic energy on a momentum-space circle, so that *some* kind of crystal forms even for very weak interactions. Therefore, in the present case, the kinetic energy *away* from the dispersion minimum can be much larger than the interaction energy, thus ensuring the stability of collective modes.

Symmetries and gapless modes. We now briefly enumerate the symmetries and thus the gapless modes of the M -component states. First, these states are symmetric under overall rotations; the corresponding long-wavelength orientational fluctuations suppress stripe ordering [29] but are generically less important than translational fluctuations in crystals. The other symmetries can be understood as combinations of the $2M$ condensate phases of an M -component crystal. These are locked in the combinations α_{ij} discussed above; we now address the significance of these combinations.

Near a circle in momentum space, kinematic constraints [44] restrict two-particle interactions to be of two kinds: namely, forward-scattering processes of the form $(\phi_{\mathbf{k}}^\dagger \phi_{\mathbf{k}})(\phi_{\mathbf{q}}^\dagger \phi_{\mathbf{q}})$, and ‘‘Cooper-channel’’ processes of the form $\phi_{\mathbf{k}}^\dagger \phi_{-\mathbf{k}}^\dagger \phi_{\mathbf{q}} \phi_{-\mathbf{q}}$. The forward-scattering processes are invariant under the independent rephasing of each condensate; however, the Cooper-channel processes lock certain combinations of the condensate phases, namely the α_{ij} . These processes are invariant under either (a) a global change of phase, or (b) the joint transformations

$$\phi_{\mathbf{k}} \rightarrow \phi_{\mathbf{k}} e^{i\phi_{\mathbf{k}}}, \phi_{-\mathbf{k}} \rightarrow \phi_{-\mathbf{k}} e^{-i\phi_{\mathbf{k}}}. \quad (10)$$

Thus, there are $M + 1$ such modes for an M -component state. The one symmetry of type (a) is the overall $U(1)$ symmetry of the condensate, which gives rise to the superfluid stiffness. The M remaining symmetries of type

(b) correspond to sliding any one of the density waves comprising the (quasi-)crystal while leaving the others fixed. Two linear combinations of these generate rigid rotations of the entire spatial structure and correspond to phonons; these combinations involve choosing $\phi_{\mathbf{k}} \sim \mathbf{k} \cdot \mathbf{G}$ for some \mathbf{G} . Note that for a standard Bravais-lattice crystal ($M = 2$), all type (b) transformations are phonons. However, for $M > 2$ there are $M - 2$ further symmetries; these are known as ‘‘phasons’’ [1, 34]. Phasons correspond to continuous internal rearrangements of a crystal that do not change its energy; a particularly intuitive example is afforded by the $M = 3$ hexagonal state. In this state, there is a single phason, pictured in Fig. 3(d)-(f); this corresponds to continuously changing the density imbalance between the A and B sublattices of the honeycomb lattice, which leaves the interaction energy invariant. Note that, unlike the translational and $U(1)$ symmetries, the symmetry associated with the phason is an *emergent* property of the low-energy theory—one can construct interactions (e.g., three-body interactions) that violate it, but these are irrelevant at low densities and energies.

We find that there are typically additional phasons in quantum-mechanical (quasi-)crystals, when compared with their classical equivalents. For instance, classically a triangular lattice has no phasons; similarly, for the Penrose quasicrystal ($M = 5$), we find *three* phasons in the quantum-mechanical case, whereas classically only two phasons exist [34]. This difference is ultimately due to the fact that the classical order parameters for crystallinity are Fourier components of the *density* (i.e., a real quantum field), whereas in the present case the order parameters are the Fourier components of the microscopic *Bose fields* themselves. Thus, interactions such as ϕ^3 or ϕ^5 are forbidden by $U(1)$ symmetry in the quantum case; for classical crystallization, the analogous terms would be allowed. (In the quantum case, the lowest order at which such terms arise is $(\phi^\dagger \phi)^3$ and $(\phi^\dagger \phi)^5$; they are therefore strongly suppressed at low densities.)

Experimental feasibility. We now briefly discuss the experimental feasibility of our proposal. First, we note that the Hamiltonian (1) can be realized in strongly dipolar gases such as dysprosium and erbium [38, 45]; in these, the dipolar interaction naturally exceeds the contact interaction ($R > 2/3$) so that quasicrystals can be stabilized. Moreover, dysprosium has a large ground-state hyperfine manifold, so that realizing a nearly symmetric Rashba coupling via, e.g., the scheme of Ref. [25] should be feasible in current experiments. It should be emphasized that the phenomena addressed here do *not* depend on having a perfectly symmetric spin-orbit coupling; non-trivial crystals and quasicrystals can be stable so long as the anisotropy is of order $U(0)n$. Second, we estimate the transition temperatures that are achievable, assuming that the stability criterion Eq. (9) holds. As discussed above, the stability criterion permits one to perform ex-

periments at relatively high densities (e.g., spacings of an optical wavelength), which would boost the achievable condensation temperatures, as well as the energy barriers ($\sim U(0)n$) between the various ordered states. Following Ref. [38, 43] let us assume that all scattering lengths are of order $100a_0$ (where a_0 is the Bohr radius), and that $d_z \sim n^{-1/2} \sim 250$ nm. Then the typical interaction energy scale is $1 - 5$ nK, which is within the scope of current experiments.

Finally, as we briefly discuss in the Supplemental Material, nontrivial crystalline states can be realized even outside of the strongly dipolar regime (which might be relevant, e.g., to experiments with chromium [43]), by coupling the bosons to fermions, which mediate attractive RKKY interactions.

Conclusion. In this work we have shown that strongly dipolar Bose gases (such as dysprosium) subject to a Rashba spin-orbit coupling exhibit a variety of nontrivial spatially ordered states, including a pentagonal quasicrystal, hitherto unrealized with ultracold atomic gases. These phases—which can be realized at currently achievable coupling strengths—are intrinsically quantum-mechanical. These nontrivial crystalline phases are achievable, at realistic temperatures, in experiments with highly dipolar bosons. This work paves the way for future explorations of the distinctively quantum-mechanical collective modes, defects, and melting transitions [7, 8] of quantum quasicrystals.

Acknowledgments. We are grateful to A. Rosch, B. Lev, and M. Knap for helpful discussions. S.G. was supported in part by the Harvard Quantum Optics Center. Work performed at Argonne National Laboratory (by I.M.) is supported by the U. S. Department of Energy, Office of Science, Office of Basic Energy Sciences, under Contract No. DE-AC02-06CH11357. E.A.D. acknowledges support from Harvard-MIT CUA, the DARPA OLE program, AFOSR MURI on Ultracold Molecules, and ARO-MURI on Atomtronics.

-
- [1] C. Janot, *Quasicrystals: a primer*, Vol. 50 (Oxford University Press, USA, 1997)
- [2] D. Shechtman, I. Blech, D. Gratias, and J. W. Cahn, Phys. Rev. Lett. **53**, 1951 (Nov 1984), <http://link.aps.org/doi/10.1103/PhysRevLett.53.1951> D. Levine and P. J. Steinhardt, *ibid.* **53**, 2477 (Dec 1984), <http://link.aps.org/doi/10.1103/PhysRevLett.53.2477>
- [3] A. P. Tsai, Science and Technology of Advanced Materials **9**, 013008 (2008), <http://stacks.iop.org/1468-6996/9/i=1/a=013008>
- [4] L. Bindi, P. J. Steinhardt, N. Yao, and P. J. Lu, Science **324**, 1306 (2009)
- [5] B. Freedman, R. Lifshitz, J. W. Fleischer, and M. Segev, Nature materials **6**, 776 (2007)
- [6] K. Barkan, H. Diamant, and R. Lifshitz, Phys. Rev. B **83**, 172201 (May 2011), <http://link.aps.org/doi/10.1103/PhysRevB.83.172201>
- [7] E. Berg, E. Fradkin, and S. A. Kivelson, Nat. Phys. **5**, 830 (2009) D. F. Agterberg and H. Tsunetsugu, *ibid.* **4**, 639 (2008) D. F. Agterberg, M. Geracie, and H. Tsunetsugu, Phys. Rev. B **84**, 014513 (Jul 2011), <http://link.aps.org/doi/10.1103/PhysRevB.84.014513>
- [8] S. Gopalakrishnan, J. C. Y. Teo, and T. L. Hughes, arXiv:1302.3617(2013)
- [9] P. Fulde and R. A. Ferrell, Phys. Rev. **135**, A550 (Aug 1964), <http://link.aps.org/doi/10.1103/PhysRev.135.A550>
- [10] A. Larkin and Y. N. Ovchinnikov, Zh. Eksperim. i Teor. Fiz. **47**, 1136 (1964)
- [11] L. Radzihovsky and A. Vishwanath, Phys. Rev. Lett. **103**, 010404 (Jul 2009), <http://link.aps.org/doi/10.1103/PhysRevLett.103.010404> L. Radzihovsky, Phys. Rev. A **84**, 023611 (Aug 2011), <http://link.aps.org/doi/10.1103/PhysRevA.84.023611>
- [12] M. Kleman, arXiv:1303.5773(2013) arXiv:1303.5563(2013)
- [13] We emphasize that our work concerns *emergent* quasicrystalline order, as opposed to electronic motion in externally imposed quasicrystalline potentials, such as (e.g.) incommensurate optical lattices.
- [14] K. Góral, L. Santos, and M. Lewenstein, Phys. Rev. Lett. **88**, 170406 (Apr 2002), <http://link.aps.org/doi/10.1103/PhysRevLett.88.170406>
- [15] L. Santos, G. V. Shlyapnikov, and M. Lewenstein, Phys. Rev. Lett. **90**, 250403 (Jun 2003), <http://link.aps.org/doi/10.1103/PhysRevLett.90.250403>
- [16] H. P. Büchler and G. Blatter, Phys. Rev. Lett. **91**, 130404 (Sep 2003), <http://link.aps.org/doi/10.1103/PhysRevLett.91.130404>
- [17] L. Sadler, J. Higbie, S. Leslie, M. Vengalattore, and D. Stamper-Kurn, Nature **443**, 312 (2006)
- [18] R. W. Cherng and E. Demler, Phys. Rev. Lett. **103**, 185301 (Oct 2009), <http://link.aps.org/doi/10.1103/PhysRevLett.103.185301>
- [19] S. Gopalakrishnan, B. L. Lev, and P. M. Goldbart, Nat. Phys. **5**, 845 (2009) Phys. Rev. A **82**, 043612 (Oct 2010)
- [20] K. Baumann, C. Guerlin, F. Brennecke, and T. Esslinger, Nature **464**, 1301 (2010)
- [21] N. Henkel, R. Nath, and T. Pohl, Phys. Rev. Lett. **104**, 195302 (May 2010), <http://link.aps.org/doi/10.1103/PhysRevLett.104.195302>
- [22] G. Pupillo, A. Griessner, A. Micheli, M. Ortner, D.-W. Wang, and P. Zoller, Phys. Rev. Lett. **100**, 050402 (Feb 2008), <http://link.aps.org/doi/10.1103/PhysRevLett.100.050402> F. Cinti, P. Jain, M. Boninsegni, A. Micheli, P. Zoller, and G. Pupillo, **105**, 135301 (Sep 2010), <http://link.aps.org/doi/10.1103/PhysRevLett.105.135301> N. Henkel, F. Cinti, P. Jain, G. Pupillo, and T. Pohl, **108**, 265301 (Jun 2012), <http://link.aps.org/doi/10.1103/PhysRevLett.108.265301>
- [23] B. Wang, D.-W. Wang, and S. Das Sarma, Phys. Rev. A **82**, 021602 (Aug 2010), <http://link.aps.org/doi/10.1103/PhysRevA.82.021602>
- [24] Y. Li, G. I. Martone, L. P. Pitaevskii, and S. Stringari, arXiv:1303.6903(2013)
- [25] D. L. Campbell, G. Juzeliūnas, and I. B. Spielman, Phys. Rev. A **84**, 025602 (Aug 2011), <http://link.aps.org/doi/10.1103/PhysRevA.84.025602>
- [26] T. D. Stanescu, B. Anderson, and V. Galitski, Phys. Rev. A **78**, 023616 (Aug 2008), <http://link.aps.org/doi/10.1103/PhysRevA.78.023616>

- 10.1103/PhysRevA.78.023616
- [27] C. Wang, C. Gao, C.-M. Jian, and H. Zhai, Phys. Rev. Lett. **105**, 160403 (Oct 2010), <http://link.aps.org/doi/10.1103/PhysRevLett.105.160403>
- [28] S. Gopalakrishnan, A. Lamacraft, and P. M. Goldbart, Phys. Rev. A **84**, 061604 (Dec 2011), <http://link.aps.org/doi/10.1103/PhysRevA.84.061604>
- [29] C. Wu and X.-F. Mondragon-Shem, I. Zhou, Chin. Phys. Lett. **28**, 097102 (2011) C.-M. Jian and H. Zhai, Phys. Rev. B **84**, 060508 (Aug 2011), <http://link.aps.org/doi/10.1103/PhysRevB.84.060508>
- [30] T.-L. Ho and S. Zhang, Phys. Rev. Lett. **107**, 150403 (Oct 2011), <http://link.aps.org/doi/10.1103/PhysRevLett.107.150403>
- [31] T. Ozawa and G. Baym, Phys. Rev. A **85**, 013612 (Jan 2012), <http://link.aps.org/doi/10.1103/PhysRevA.85.013612>
- [32] R. Barnett, S. Powell, T. Graß, M. Lewenstein, and S. Das Sarma, Phys. Rev. A **85**, 023615 (Feb 2012), <http://link.aps.org/doi/10.1103/PhysRevA.85.023615>
- [33] T. A. Sedrakyan, A. Kamenev, and L. I. Glazman, Phys. Rev. A **86**, 063639 (Dec 2012), <http://link.aps.org/doi/10.1103/PhysRevA.86.063639>
- [34] P. Bak, Phys. Rev. Lett. **54**, 1517 (Apr 1985), <http://link.aps.org/doi/10.1103/PhysRevLett.54.1517>
- [35] N. D. Mermin and S. M. Troian, Phys. Rev. Lett. **54**, 1524 (Apr 1985), <http://link.aps.org/doi/10.1103/PhysRevLett.54.1524>
- [36] J. Schmalian and M. Turlakov, Phys. Rev. Lett. **93**, 036405 (Jul 2004), <http://link.aps.org/doi/10.1103/PhysRevLett.93.036405>
- [37] R. Wilson, B. Anderson, and C. Clark, arXiv:1306.6610(2013)
- [38] M. Lu, N. Q. Burdick, S. H. Youn, and B. L. Lev, Phys. Rev. Lett. **107**, 190401 (Oct 2011), <http://link.aps.org/doi/10.1103/PhysRevLett.107.190401>
- [39] X. Cui, B. Lian, T.-L. Ho, B. Lev, and H. Zhai, arXiv:1303.6004(2013)
- [40] B.L. Lev (private communication)
- [41] U. R. Fischer, Phys. Rev. A **73**, 031602 (Mar 2006), <http://link.aps.org/doi/10.1103/PhysRevA.73.031602>
- [42] M. Babadi and E. Demler, Phys. Rev. A **84**, 033636 (Sep 2011), <http://link.aps.org/doi/10.1103/PhysRevA.84.033636>, 063638 (Dec 2012), <http://link.aps.org/doi/10.1103/PhysRevA.86.063638>
- [43] T. Lahaye, J. Metz, B. Fröhlich, T. Koch, M. Meister, A. Griesmaier, T. Pfau, H. Saito, Y. Kawaguchi, and M. Ueda, Phys. Rev. Lett. **101**, 080401 (Aug 2008), <http://link.aps.org/doi/10.1103/PhysRevLett.101.080401>
- [44] R. Shankar, Rev. Mod. Phys. **66**, 129 (Jan 1994), <http://link.aps.org/doi/10.1103/RevModPhys.66.129>
- [45] K. Aikawa, A. Frisch, M. Mark, S. Baier, A. Rietzler, R. Grimm, and F. Ferlaino, Phys. Rev. Lett. **108**, 210401 (May 2012), <http://link.aps.org/doi/10.1103/PhysRevLett.108.210401>

SUPPLEMENTARY INFORMATION

In this document we provide the details of the mean-field analysis leading to the results in the main text. We begin with the ansatz [Eq. (5) of the main text]:

$$\phi(\mathbf{x}) = \sqrt{\frac{n}{2M}} \sum_{i=1}^M \left[e^{i(\mathbf{k}_i \cdot \mathbf{x} + \alpha_i^+)} \begin{pmatrix} 1 \\ e^{i\theta_i} \end{pmatrix} + e^{-i(\mathbf{k}_i \cdot \mathbf{x} + \alpha_i^-)} \begin{pmatrix} 1 \\ -e^{i\theta_i} \end{pmatrix} \right], \quad (11)$$

and evaluate its interaction energy

$$\int d^2q \rho(\mathbf{q}) \rho(-\mathbf{q}) U(q) \quad (12)$$

where $\rho_{\mathbf{k}} \equiv \int d^2x e^{i\mathbf{k} \cdot \mathbf{x}} (\phi_+^\dagger(\mathbf{x}) \phi_+(\mathbf{x}) + \phi_-^\dagger(\mathbf{x}) \phi_-(\mathbf{x}))$. The first step is to compute the densities $\rho_+(\mathbf{x})$ and $\rho_-(\mathbf{x})$. For general M we find that these are given by

$$\rho_+(\mathbf{x}) = \frac{1}{2M} \left[M + \sum_{i=1}^M \cos(2\mathbf{k}_i \cdot \mathbf{x} + \alpha_i^+ + \alpha_i^-) + \sum_{\square} \cos((\mathbf{k}_i - \mathbf{k}_j) \cdot \mathbf{x} + \alpha_i^+ - \alpha_j^+) \right. \\ \left. + \cos(-(\mathbf{k}_i - \mathbf{k}_j) \cdot \mathbf{x} - \alpha_i^- + \alpha_j^-) + \cos((\mathbf{k}_i + \mathbf{k}_j) \cdot \mathbf{x} + \alpha_i^+ + \alpha_j^-) + \cos(-(\mathbf{k}_i + \mathbf{k}_j) \cdot \mathbf{x} - \alpha_i^- - \alpha_j^+) \right] \quad (13)$$

$$\rho_-(\mathbf{x}) = \frac{1}{2M} \left[M - \sum_{i=1}^M \cos(2\mathbf{k}_i \cdot \mathbf{x} + \alpha_i^+ + \alpha_i^-) + \sum_{\square} \cos((\mathbf{k}_i - \mathbf{k}_j) \cdot \mathbf{x} + \alpha_i^+ - \alpha_j^+ + \theta_i - \theta_j) \right. \\ \left. + \cos(-(\mathbf{k}_i - \mathbf{k}_j) \cdot \mathbf{x} - \alpha_i^- + \alpha_j^- + \theta_i - \theta_j) - \cos((\mathbf{k}_i + \mathbf{k}_j) \cdot \mathbf{x} + \alpha_i^+ + \alpha_j^- + \theta_i - \theta_j) \right. \\ \left. - \cos(-(\mathbf{k}_i + \mathbf{k}_j) \cdot \mathbf{x} - \alpha_i^- - \alpha_j^+ + \theta_i - \theta_j) \right] \quad (14)$$

Note that the total density is normalized to unity for simplicity. The \square subscript means that the sum is over distinct rectangles, to avoid double-counting—i.e., each set $(\pm\mathbf{k}_i, \pm\mathbf{k}_{j\neq i})$ is only counted once. Using this notation, we find that the total energy takes the form

$$E = U(0) + \frac{1}{(2M)^2} \sum_{\square} U(|\mathbf{k}_i - \mathbf{k}_j|) [2 + \cos(\alpha_{ij}) + \cos(\alpha_{ij} + 2\theta_{ij}) + \cos(\alpha_{ij} + \theta_{ij}) + \cos(\theta_{ij})] \quad (15)$$

$$+ U(|\mathbf{k}_i + \mathbf{k}_j|) [2 + \cos(\alpha_{ij}) + \cos(\alpha_{ij} + 2\theta_{ij}) - \cos(\alpha_{ij} + \theta_{ij}) - \cos(\theta_{ij})]$$

as in the main text (we have used the definitions $\alpha_{ij} \equiv \alpha_i^+ - \alpha_i^- - (\alpha_j^+ - \alpha_j^-)$ and $\theta_{ij} \equiv \theta_i - \theta_j$).

This expression can be evaluated for various configurations (Fig. 4), using trigonometry to connect θ_{ij} to $\mathbf{k}_i - \mathbf{k}_j$ and then minimizing the internal (non-geometric) phases α_{ij} for each configuration. The preferred states we find are always symmetric; an example is shown in Fig. 5. With this in mind, let us turn to the heuristic model discussed in the main text, and adapt the assumption that the interaction has a repulsive core for $kd_z \leq 1$ and an attractive value $-U_\infty$ for larger k . In this regime we can simplify the interactions to the form

$$E = U(0) - \frac{|U_\infty|}{M^2} \sum_{\square} (1 + \cos(\alpha_{ij} + \theta_{ij}) \cos(\theta_{ij})) \quad (16)$$

which is, of course, minimized for a given θ by setting $\alpha_{ij} = -\theta_{ij}$. Now let us evaluate the sum. The first (θ -independent) sum is simply $M(M-1)/2$; one can also see that the second term takes the following form:

$$M \sum_{n \leq (M-1)/2} \cos(n\pi/M) \quad (17)$$

Combining these, we get the expression

$$E = U(0) - \frac{|U_\infty|}{2M} \left[(M-1) + \sum_{n \leq (M-1)/2} 2 \cos(n\pi/M) \right], \quad (18)$$

so that the energy is optimized by increasing M .

Fig. 4 and Fig. 5 show examples of the results of this mean-field analysis. Fig. 4 plots the energies of various candidate states as a function of the spin-orbit coupling; Fig. 5 shows that, in the region where a particular symmetric state (in this case, the hexagonal state) has a lower energy than other symmetric states, it is also lower-energy than any asymmetric state. This appears to hold everywhere in the phase diagram, and is expected on intuitive grounds: as discussed in the main text, the crystalline states are momentum-space Wigner crystals in a sense, and one therefore expects their components to be evenly spaced.

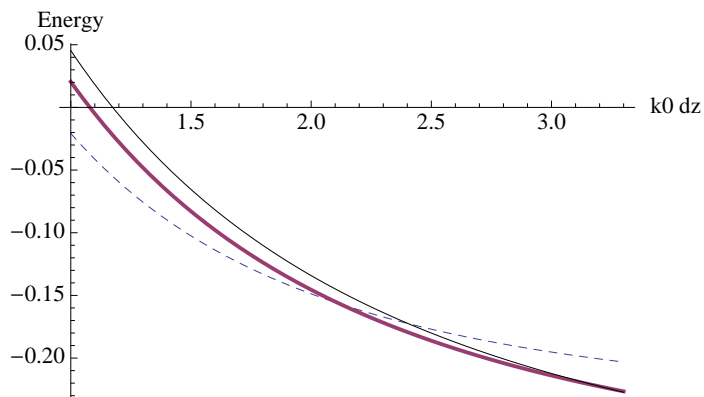


FIG. 4. Energies of three candidate states—hexagonal (dashed), $M = 5$ quasicrystal (thick), and $M = 7$ quasicrystal (thin)—as a function of spin-orbit coupling $k_0 d_z$, in the dipole-dominated regime $R = 1$.

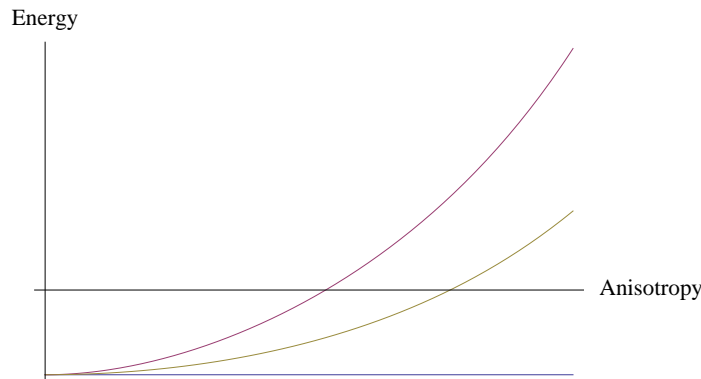


FIG. 5. Energies of various six-component states as a function of anisotropy. The flat line corresponds to regular hexagons; the other curves correspond to angles $(0, \pi/3 - \theta, 2\pi/3 - \theta)$ [lower] and $(0, \pi/3 - \theta, 2\pi/3 + \theta)$ [upper]. The anisotropic states are higher in energy.

Fermion-mediated interactions

We now discuss how the nontrivial crystalline phases discussed in the main text can be realized even in systems with weaker dipolar interactions, if the bosons are coupled to a fermionic species. The bosons are taken to interact with the fermions via a symmetric contact interaction

$$H_{bf} = V \int d^2x n(\mathbf{x}) \nu_f(\mathbf{x}) \quad (19)$$

where ν_f is the number of fermions; this symmetry is at least approximately satisfied in experiments. The fermions can be integrated out to yield a pure boson-boson interaction of the RKKY form

$$V_{\alpha}^{RKKY}(q) = - \sum_{\alpha, \mathbf{k}, \mathbf{k}'} V_{\alpha}^2(q) \chi_{\alpha}(\mathbf{q}) n_{\mathbf{k}} n_{-\mathbf{k}} \quad (20)$$

where $V_{\alpha}(q) = V_{\alpha}$ is constant for a contact interaction, and $\chi(q)$ is the Lindhard function of a free Fermi gas, which has the two-dimensional form

$$\chi(q) = \frac{k_F^2}{2\pi E_F} \left\{ 1 - \Theta(q - 2k_F) \sqrt{1 - (2k_F/q)^2} \right\} \quad (21)$$

Thus, the RKKY interaction is momentum-independent for $q \leq 2k_F$, and does not seem, on its own, to favor any particular crystalline configurations. However, when combined with the dipolar interaction it gives rise to an interaction that is sharply peaked in momentum space, as shown in Fig. 6. Since the RKKY interaction is always attractive, it can lead to effective boson-boson interactions that are attractive in some regions of momentum space even when U itself is always repulsive.

Stability

We now fill in a few details of the stability argument adumbrated in the main text. This argument contains two parts: (i) the system is at least locally stable against spatial collapse (i.e., the interaction energy increases with the density); (ii) the system is stable against high-momentum Bogoliubov excitations. Statement (i) can be verified by inspection of Eq. (18); given stability against global collapse, we can then address statement (ii) by examining the Bogoliubov spectrum at a fixed density. This analysis is carried out in Ref. [41] in the case without spin-orbit coupling, and can be trivially generalized; the Bogoliubov spectrum takes the following general form [Eq. (8) of Ref. [41]]:

$$E_k \sim \sqrt{k^4 + k^2 m U(k) n}. \quad (22)$$

Evidently, for small enough densities n this equation has no real roots; therefore, the mean-field states discussed in the main text are at least metastable.

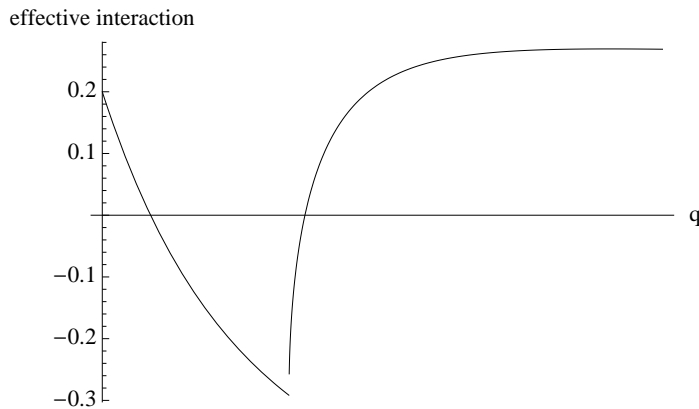


FIG. 6. Effective bosonic interactions in momentum space due to a combination of dipolar interactions ($R = 0.5$) and RKKY interactions [of strength $0.8U(0)$].

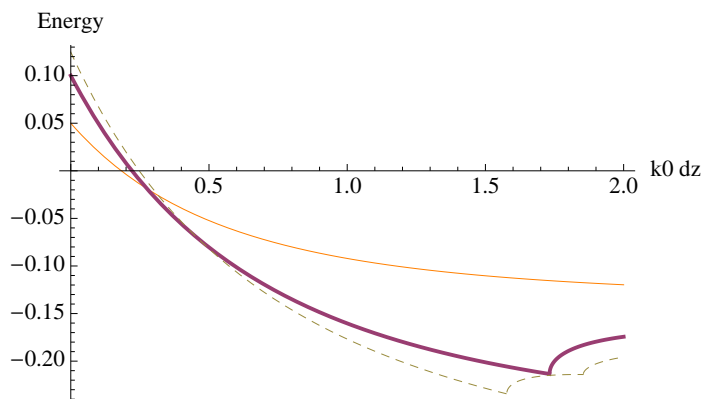


FIG. 7. Energies of square (thin), hexagonal (thick) and quasicrystalline (dashed) states in the presence of strong RKKY coupling and weak ($R = 0.5$) dipolar interactions. Nontrivial crystalline phases can be stabilized in this regime, but only in the presence of fermions.

Transitions and possible intermediate states

Finally, we briefly discuss the nature of transitions between the striped state and the various (quasi-)crystalline states. The mean-field analysis in the main text considered only states with equal weight at each of $2M$ momenta. It is clear that the transitions between such states are strongly first order. However, in principle one can also imagine symmetry-allowed continuous transitions between the stripe and a crystal. These could arise, for instance, if the stripe became unstable to excitations at a second pair of momenta on the dispersion minimum (Fig. 2(a) of main text). The weight of the Bragg peaks corresponding to this second pair of minima would then (hypothetically) grow continuously from zero.

We now sketch why such states do not in fact arise, thus justifying our restriction to equal-weight superpositions of condensates. We argue this explicitly for the rectangular lattice ($n = 2$) but the generalization is straightforward. We consider the general wavefunction $\phi(\mathbf{x}) = \sqrt{n}[A \cos(\mathbf{k} \cdot \mathbf{x}) + B \cos(\mathbf{q} \cdot \mathbf{x})]$. The interaction energy for this state has the generic form $H_{\text{int}} \sim \text{constant} + \beta A^2 B^2$, where $B^2 = 1 - A^2$. The only possible states that minimize the energy are $A = 1/\sqrt{2}$ (i.e., the fully crystallized state) and $A = 1$ (i.e., the stripe). Thus, we find no intermediate states between the stripe and the equal-weight crystal, and it follows that the phase transition between these two states is expected to be strongly first-order.