

A Simulator for Data-Intensive Job Scheduling

Matteo Dell'Amico
EURECOM, Sophia Antipolis, France

Abstract

Despite the fact that size-based schedulers can give excellent results in terms of both average response times and fairness, data-intensive computing execution engines generally do not employ size-based schedulers, mainly because of the fact that job size is not known a priori.

In this work, we perform a simulation-based analysis of the performance of size-based schedulers when they are employed with the workload of typical data-intensive schedules and with approximated size estimations. We show results that are very promising: even when size estimation is very imprecise, response times of size-based schedulers can be definitely smaller than those of simple scheduling techniques such as processor sharing or FIFO.

1 Introduction

When scheduling batch jobs – i.e., non-interactive programs – the main goal is to make sure that jobs are *completed* as soon as possible, as opposed to scheduling interactive processes, which should progress at all time. For this reason, the so-called *fair* scheduling policies that divide evenly resources between running jobs are not necessarily the most appropriate for batch jobs.

When the size of a job is known beforehand, *size-based* policies are effective. In fact, SRPT [15] is known to obtain the minimum mean *sojourn time* (i.e., the time that passes between job submission and their completion) between all jobs; FSP [6] provides a mean sojourn time close to the one of SRPT while preserving fairness, in the sense that no jobs completes after the time they would complete if using a “fair” processor sharing scheduling discipline.

In this work, we study the applicability of size-based scheduling in the field of big-data batch processing. There are two main peculiarities that apply to such field, and the goal of this work is to evaluate how they impact on the feasibility of implementing size-based scheduler in such systems.

1. Job sizes vary by orders of magnitude [2, 14]: between a few seconds and several hours. This appears beneficial to size-based scheduling so-

lutions, since giving priority to smaller jobs would entail huge benefits to them without impacting substantially on the completion time of larger ones.

2. Job size is not perfectly known a priori. However, there are several recent works that are able to *estimate* job size [17, 16, 1, 13]: this approximate information can be used to inform scheduling. Of course, when job size is estimated rather than known in advance, it is impossible to guarantee minimality in all cases.

Lu et al. [8] provide results that analyse experimentally the performance of size-based schedulers in the presence of size estimation errors. However, those results are not directly usable in our context, as inter-job arrival times and job sizes are generated synthetically and they are not representative of our use case; for this reason, the results of that work cannot be used directly in our case. In addition, the FSP scheduler [6] which is implemented both in the simulator of Lu et al. and in our simulator has a degree of freedom when there are size estimation errors (see Section 2.3); we show experimentally that what could be considered as a minor implementation detail has major effects on scheduling quality.

Given that the existing related work cannot give us a definite answer to the question of how job size estimation errors could impact the quality of scheduling in the context of big data batch system, we built a custom simulator in order to evaluate that. The simulator, described in detail in Section 2, performs a series of assumptions that abstracts away from the technicalities and complexity of particular execution engines (such as, e.g., Hadoop, Spark or Dryad), and we are using it to drive the design of the HFSP Hadoop size-based scheduler [12].

The simulation results shown in Section 3 allow us to conclude that size-based scheduling is very promising for the field we are considering, since, in particular when the aging technique is applied, it consistently and very significantly outperforms both first-come-first-serve and fair-sharing schedulers.

2 Simulator Implementation

Our simulator is written in Python, and it requires the `numpy` and `matplotlib` modules. It is available as free software.¹ In the following, we detail the assumptions that lead to our implementation choices, and the way we parse existing Hadoop traces in order to assign them to our simulator.

¹ <https://bitbucket.org/bigfootproject/schedsim>

2.1 Assumptions

Schedulers for real-world data-intensive execution engines are complex, since they have to consider a myriad of aspects related to the architectural choices of the systems at hand. In this work, we take a simple approach that abstracts away from them, reaping two benefits: the first one is *simplicity*, letting us define each job simply as an (arrival time, execution time) pair and letting us implement traditional scheduling policies exactly as they are defined in the literature; the second one is *generality*: our results are not influenced by the details of a given execution engine. For system-related details, and their evaluation on real workloads, we remand to our system work describing the HFSP scheduler developed for Hadoop [12], which is currently the most widely used execution engine for data-intensive systems.

In the following, we outline and motivate our assumptions.

Resource Allocation Jobs are often divided in granular *tasks*, and schedulers generally have the duty to allocate those tasks to a discrete number of *task slots* available in the cluster. Two assumptions are related to resource allocations.

1. The granularity of tasks is small enough that
 - (a) whenever a job is preempted, its tasks can be considered to stop working instantaneously;
 - (b) the number of tasks per job is much larger than the number of task slots, so that each job can run in parallel on the whole cluster.

Using smaller tasks is actually advised in order to deal with the problems of unfairness, stragglers and task size skew [11].

2. The number of task slots is large enough that each job can be allocated to run on an arbitrary fraction of the total system slots. This assumption lets us implement perfect “processor-sharing” scheduling, running each pending job on the same fraction of system resources.

Work Conservation We assume that the running time of a job’s tasks is not influenced by the time or choice of task slot it is run onto. In particular, this means that each job will require the same amount of total resources, without any penalty for having been preempted and resumed, disregarding any data locality issues. We remark that architectures that avoid penalties due to data locality have been proposed and successfully implemented [10].

Error Distribution In this work, we consider log-normally distributed error values. In particular, a job having size s will be estimated as $\hat{s} = sX$, where

X is a random variable with distribution $\text{Log-}\mathcal{N}(0, \sigma^2)$: the choice of the log-normal distribution reflects the intuition that an under-estimation $\hat{s} = s/k$ ($k > 1$) is as likely as an over-estimation $\hat{s} = ks$. When evaluating the performance of the HFSP Hadoop scheduler on real jobs containing skew and stragglers, we found that a log-normal distribution does indeed approximate well the empirically observed values for estimation error in our case.

2.2 Parsing SWIM .tsv files

SWIM [4] is a well-known tool to generate workloads to test MapReduce systems; it has been used in academia to validate proposals to improve Hadoop (see e.g. [18, 3]). SWIM ships with samples of traces from Facebook: for each job j in those traces, they contain:

1. Job submission time t_j ;
2. Input size (from disk) i_j ;
3. Size of data “shuffled” on the network s_j ;
4. Output size (to disk) o_j .

We combine points 2–4 in a single value, representing the number of seconds that the system would need to execute these jobs if they were running using all the cluster resources. If the whole system can read and write data from disk at speed d and send it over the network at speed n , we consider the size of job j as

$$S_j = d(i_j + o_j) + ns_j.$$

In our system, rather than specifying d and n , we want however to evaluate scheduler performance based on a more abstract notion of *load*. We prefer, therefore, to characterize our system as heavily or lightly loaded, and having a given disk / network performance ratio. We do so by fixing the ratio d/n that represents the ratio between the aggregate disk and network bandwidth of the whole system (a value of 1 would represent a system where the network is never the bottleneck such as Flat Datacenter Storage [10], while a higher value is representative of more traditional installations) and a load value l that represents the ratio between the total size of all jobs and the time passing between the instant t_0 of submitting the first job and t_e , when the last job is submitted. We obtain the values d and n , and therefore the value S_j for the size of each job, by solving the following set of equations:

$$\begin{cases} \sum_j S_j = \sum_j d(i_j + o_j) + ns_j = l(t_e - t_0) \\ d/n = X, \end{cases}$$

where X is a user-set value. In the following of the paper, we use default values of $l = 0.9$ and $d/n = 4$, to account for highly loaded systems with

Name	Default	Meaning
d/n	4	Ratio between disk and network bandwidth in the system
l	0.9	Average load in the system
σ	–	Value for error distribution

Tab. 1: Simulator parameters

more disk bandwidth than network bandwidth. Table 1 summarizes the system parameters.

2.3 Implemented Schedulers

We implemented four schedulers: FIFO (First In First Out) and PS (Processor Sharing) are traditional schedulers that do not need size estimation; as size-based schedulers, we implemented SRPT (Shortest Remaining Processing Time) and FSP (Fair Sojourn Protocol).

FIFO This basic scheduling discipline is often also known as FCFS (First Come First Serve). In it, jobs are scheduled the whole resources of the system in the order of their arrival time. FIFO is known to perform poorly in workloads where jobs of mixed sizes appear: our experimental results confirm this, showing that FIFO is the worst-performing scheduling discipline among those implemented.

PS This technique is the considered a “fair” scheduling disciplines: when there are n pending jobs, each of them is allocated $1/n$ -th of the system resources. While this guarantees that all pending jobs progress, none of them progresses quickly. As a result, in loaded systems PS tends to result in many scheduled processes, each of them progressing slowly.

SRPT This technique, in absence of size estimation errors, minimize the metric of mean *sojourn time* [15] – i.e., the time that passes between a job’s submission and its completion. It does so by assigning all system resources to the pending job that requires the least remaining amount of work to complete, therefore minimizing the number of pending jobs at each moment. SRPT differs from SJF (Shortest Job First) in that the arrival of a new job having size smaller than the remaining amount of work of a running one will preempt the running one.

While SRPT optimizes mean sojourn time, it may not be fair, since large running jobs may be denied access to resources for long if smaller jobs are constantly submitted. In realistic use cases and in the absence of errors, however, this phenomenon is known to be unlikely [5].

FSP This scheduling discipline, proposed by Friedman and Henderson [6], combines the fairness guarantees of PS with the performance improvements obtained through size-based scheduling. It is similar in concept to SRPT, but priority is given to jobs with the smallest remaining processing time in a *virtual* emulated system which is running PS. The solution of virtually decreasing the size of jobs even when they are not scheduled is called *job aging*, and it avoids the starvation that could happen in SRPT. In particular, the aging applied by FSP guarantees fairness in the sense that (in the absence of size estimation errors) jobs in FSP are guaranteed to complete *not later* than in PS. The same mechanism of FSP has been also proposed under the name of *fair queuing* [9] and *Vifi* [7].

When considering size estimation errors, the definition of FSP gives a degree of freedom to the implementation: what to do when one or more pending job are “late”, i.e. they reach a virtual size of zero? The fairness properties of FSP guarantee that this will never happen if there are no size estimation errors; however, when job size is underestimated, this is a rather common event. In this case, we implemented two alternative policies:

- **FSP+FIFO**, which schedules late job according to a FIFO policy: late jobs have priority over all other pending jobs, and the first one to reach a virtual size of zero obtains all system resources;
- **FSP+PS**, which shares equally the system resources between late jobs: they have priority over all other pending jobs and each of the n late jobs get $1/n$ -th of the system resources.

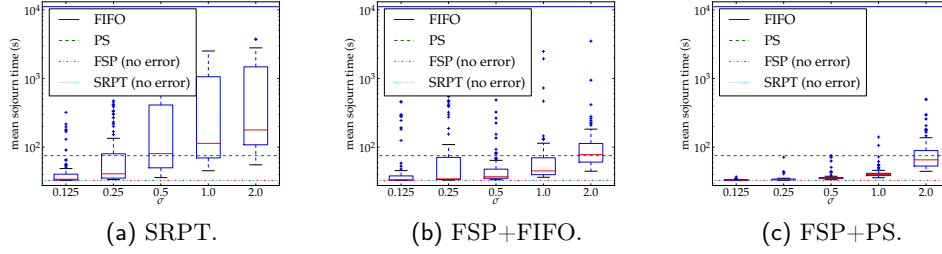
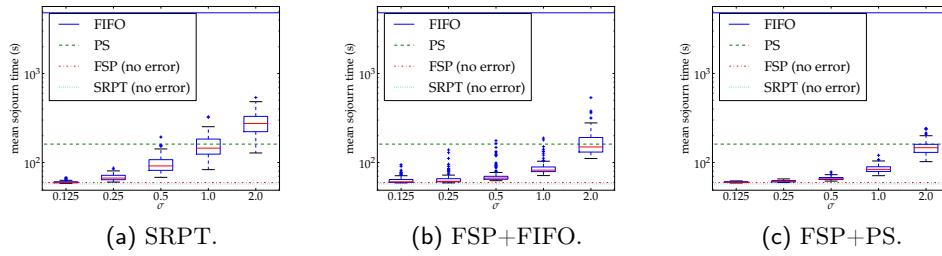
Our experimental results, shown in the following section, highlight how this appearingly minor detail has major effects on the performance of the scheduler.

3 Simulation Results

After describing the implementation of our simulator, we are now ready to show our simulation results on the three workloads made available with the SWIM tool [2]:

- FB09-0: a trace from Facebook in 2009, containing 5,894 jobs.
- FB09-1: again a trace from Facebook in 2009, containing 6,638 jobs.
- FB10: a 2010 trace with 24,442 jobs.

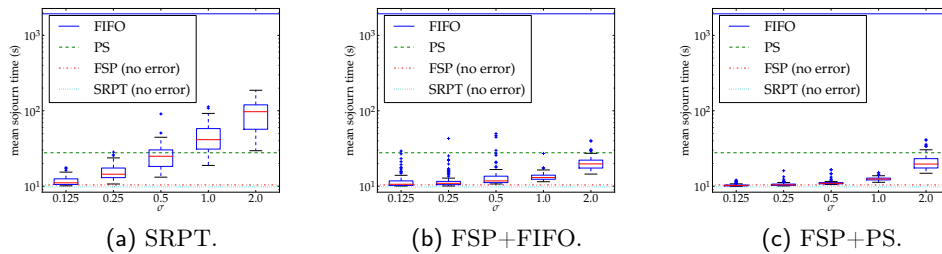
All results shown in this section are obtained by running 100 simulation runs for each combination of input file, values of σ , and settings for l and d/n . Since, for given values of l and d/n , the trace is fixed, what changes between simulation runs are only estimation errors. Therefore, multiple simulation runs are not needed when there is no size estimation errors and for the FIFO and PS schedulers.

Fig. 3.1: Sojourn versus σ on the FB09-0 workload.Fig. 3.2: Sojourn versus σ on the FB09-1 workload.

3.1 Sojourn versus σ

We start by investigating the impact of the σ value which describes the magnitude of errors, on mean sojourn time. Figures 3.1, 3.2, and 3.3 show a box-plot (highlighting the median and the most important percentiles) for mean sojourn times over the 100 experiment runs, for varying values of σ . Since sojourn times vary by orders of magnitude, here and in the following of the sections, they are plotted on a logarithmic scale.

We can at first see that the FIFO scheduler, in this case where job sizes differ by orders of magnitude, performs much worse than all other schedul-

Fig. 3.3: Sojourn versus σ on the FB10 workload.

ing primitives: therefore, it can be regarded as essentially a worst case. By guaranteeing that each pending job progresses, PS results in a sojourn time which is *orders of magnitude* better. For this reason, we consider the performance of PS as an “acceptable” one, and good performance whatever is able to outperform PS.

In accordance with intuition, we see that increasing the error rate is detrimental to the performance of size-based schedulers. However, SRPT does not handle errors terribly well, when compared to FSP. We consider this is due to the fact that even large estimation errors are, in the long run, corrected by aging: this avoids that even widely over-estimated jobs are scheduled very late. In addition, we observe that there is a notable difference in terms of performance between FSP+FIFO – which exhibits a few “outlier” experiment runs where mean sojourn time is much higher – and FSP+PS, where performance is consistent between experiment runs. We explain this with the fact that severe underestimation errors can result in long jobs being scheduled too early in both cases, but while this does not produce catastrophic effects in FSP+PS, where all “late” jobs progress, in FSP+FIFO, even “late” jobs may do not progress for relevant amounts of time. We conclude that FSP+PS is the best performing scheduling strategy between those examined in the case of errors.

What is perhaps most surprising from these results is actually the robustness of size-based schedulers, and in particular of FSP+PS, to size estimation errors: even when $\sigma = 1$, where in around half of the cases there is an over- or under-estimation by a factor of 2 or more, FSP+PS consistently and significantly outperforms the PS scheduler. This lets us conclude that, according to the traces we have at hand, size-based scheduling, and in particular FSP+PS, appear *very resilient* to estimation errors.

3.2 Sojourn versus load

We now turn our attention to the performance of scheduler when varying load. In this case, we plot the average of mean sojourn time between experiment intervals (we do not plot box-plots or confidence intervals for readability), and we vary the l parameter between 0.1 and 2.

In Figure 3.4 on the following page, we show how mean sojourn time increases when increasing the load in the absence of size estimation errors: we can see that sojourn time increases smoothly as load grows in all the three datasets that we consider. Again, we confirm that FIFO can be considered a worst case, with a mean sojourn time which is orders of magnitude longer in all cases. We can also notice that FSP and SRPT perform in a remarkably similar way: even when there are no size estimation errors, FSP’s fairness guarantee comes at what appears to be a negligible cost in term of mean sojourn time. These results confirm those obtained by Friedman and Henderson [6].

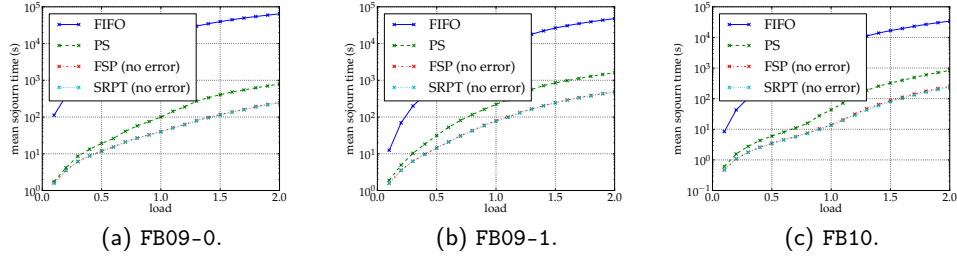


Fig. 3.4: Sojourn versus load: no error.

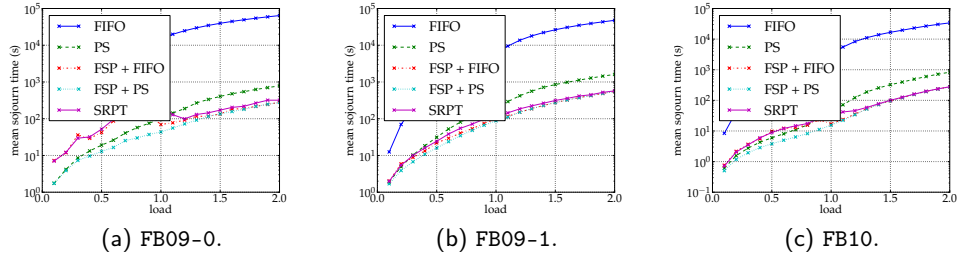


Fig. 3.5: Sojourn versus load: $\sigma = 0.5$.

Figure 3.5 shows instead the evolution of main sojourn times for different values of load and $\sigma = 0.5$. Obviously, in this case the results of FIFO and PS do not change: we keep them for reference. We confirm that, even when varying load, FSP+PS always performs best. SRPT and FSP+FIFO both suffer from the presence of error, as we already remarked in Section 3.1, but when load grows beyond 1, differences between algorithms start to become smaller. The reason for such phenomenon is matter for further study.

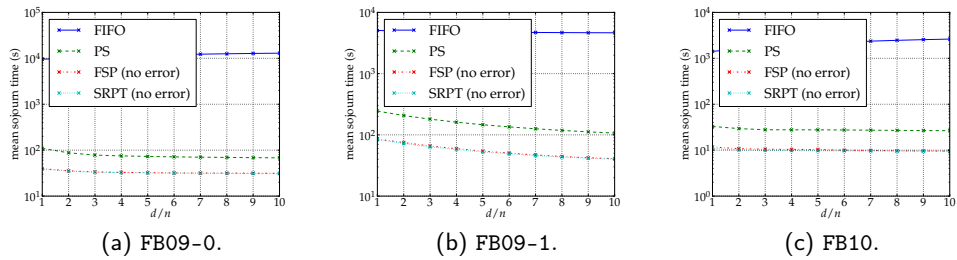
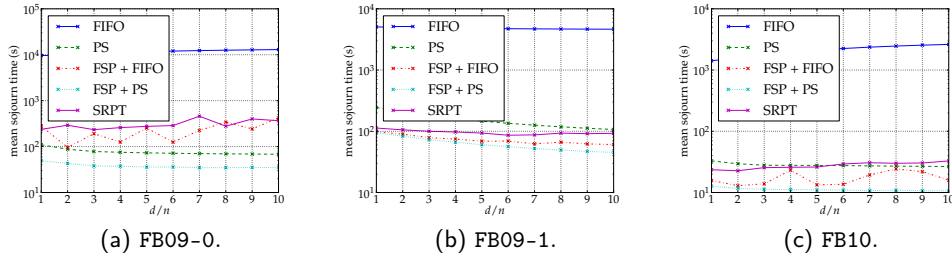


Fig. 3.6: Sojourn versus d/n : no error.

Fig. 3.7: Sojourn versus d/n : $\sigma = 0.5$

3.3 Sojourn versus d/n

We conclude our analysis by evaluating the sensitivity of the system to the d/n parameter. Figures 3.6 and 3.7 show that the d/n parameter, required to create the workloads in our format, doesn't play an important role with respect to scheduling. We notice, however, that the FSP+FIFO line is much less flat than the others: the quite random presence of outlier experiments with very large sojourn times (as already observed in Section 3.1) makes the results of this case more noisy.

4 Conclusions

This work provides a simulation-based exploration about the applicability of size-based schedulers in the field of data-intensive computing, based both on load characteristics from application traces and on the fact that job size can only be approximated. Our results are very promising, as they show that size-based scheduling is very beneficial even when job size can only be approximated very roughly. Our simulator is available as free software, and we used these simulation results to help us in the design of the HFSP Hadoop scheduler [12], which is available as free software as well.²

We consider this as work in progress, as there are various other points we are going to explore. To have a better view at the fairness obtained by the different schedulers, we want to examine *slowdown*, that is the ratio between a job's size and its sojourn time; we want to perform a more focused analysis of the three datasets we are currently examining in order to better understand the difference in terms of experimental results between them; finally, we want to perform a closer inspection to the difference in performance between the FSP+PS and the FSP+FIFO schedulers, in order to obtain a clearer view of their difference in performance, and investigate whether better solutions are possible.

² <https://bitbucket.org/bigfootproject/hfsp>

Acknowledgements

Matteo Dell'Amico is supported by the EU projects BigFoot (FP7-ICT-223850) and mPlane (FP7-ICT-318627).

References

- [1] Sameer Agarwal et al. Re-optimizing Data-Parallel Computing. In *Proc. of USENIX NSDI*, 2012.
- [2] Y. Chen, S. Alspaugh, and R. Katz. Interactive query processing in big data systems: A cross-industry study of mapreduce workloads. In *Proc. of VLDB*, 2012.
- [3] Y. Chen, A. Ganapathi, R.Griffith, and R. Katz. The case for evaluating mapreduce performance using workload suites. In *Proc. of IEEE MASCOTS*, 2011.
- [4] Yanpei Chen, Sara Alspaugh, Archana Ganapathi, Rean Griffith, and Randy Katz. Statistical workload injector for MapReduce. <https://github.com/SWIMProjectUCB/SWIM>.
- [5] K. Fox and B. Moseley. Online scheduling on identical machines using SRPT. In *In Proc. of ACM-SIAM SODA*, 2011.
- [6] E.J. Friedman and S.G. Henderson. Fairness and efficiency in web server protocols. In *Proc. of ACM SIGMETRICS*, 2003.
- [7] Sergey Gorinsky and Christoph Jechlitschek. Fair efficiency, or low average delay without starvation. In *Proc. of IEEE ICCCN*, 2007.
- [8] D. Lu, H. Sheng, and P. Dinda. Size-based scheduling policies with inaccurate scheduling information. In *Proc. of IEEE MASCOTS*, 2004.
- [9] J. Nagle. On packet switches with infinite storage. *Communications, IEEE Transactions on*, 35(4), 1987.
- [10] Edmund B Nightingale, Jeremy Elson, Jinliang Fan, Owen Hofmann, Jon Howell, and Yutaka Suzue. Flat datacenter storage. In *Proceedings of the 10th USENIX conference on Operating systems design and implementation*, 2012.
- [11] Kay Ousterhout, Aurojit Panda, Joshua Rosen, Shivaram Venkataraman, Reynold Xin, Sylvia Ratnasamy, Scott Shenker, and Ion Stoica. The case for tiny tasks in compute clusters. In *Proceedings of the 14th USENIX conference on Hot Topics in Operating Systems*. USENIX Association, 2013.

-
- [12] Mario Pastorelli, Antonio Barbuzzi, Damiano Carra, Matteo Dell'Amico, and Pietro Michiardi. Practical size-based scheduling for MapReduce workloads. *CoRR*, abs/1302.2749, 2013.
 - [13] A. D. Popescu et al. Same queries, different data: Can we predict query performance? In *Proc. of SMDB*, 2012.
 - [14] K. Ren, Y. Kwon, M. Balazinska, and B. Howe. Hadoop's adolescence: A comparative workload analysis from three research clusters. In *Technical Report, CMU-PDL-12-106*, 2012.
 - [15] Linus E Schrage and Louis W Miller. The queue m/g/1 with the shortest remaining processing time discipline. *Operations Research*, 14(4), 1966.
 - [16] Abhishek Verma, Lucy Cherkasova, and Roy H. Campbell. Two Sides of a Coin: Optimizing the Schedule of MapReduce Jobs to Minimize Their Makespan and Improve Cluster Performance. In *Proc. of IEEE MASCOTS*, 2012.
 - [17] Abhishek Verma, Ludmila Cherkasova, and Roy H. Campbell. ARIA: automatic resource inference and allocation for mapreduce environments. In *Proc. of ICAC*, 2011.
 - [18] M. Zaharia et al. Delay scheduling: A simple technique for achieving locality and fairness in cluster scheduling. In *Proc. of ACM EuroSys*, 2010.