

# Performance of commercial CMOS cameras for high-speed multicolor photometry

*S. M. Pokhvala*<sup>1</sup>, *B. E. Zhilyaev*<sup>1</sup>, *V. M. Reshetnyk*<sup>2</sup>

<sup>1</sup>Main Astronomical Observatory, NAS of Ukraine, Zabalotnoho 27, 03680, Kyiv, Ukraine

<sup>2</sup>Taras Shevchenko National University of Kyiv, Glushkova ave., 4, 03127, Kyiv, Ukraine  
nightspirit10@gmail.com

We present some results of testing of commercial color CMOS cameras for astronomical applications. CMOS sensors allow to perform photometry in three filters simultaneously that gives a great advantage compared with monochrome CCD detectors. The Bayer BGR colour system realized in CMOS sensors is close to the Johnson BVR system. We demonstrate transformation from the Bayer color system to the Johnson one. Our photometric measurements with color CMOS cameras coupled to small telescopes (11 - 30 inch) reveal that in video mode stars up to  $V \sim 9$  can be shot at 24 frames per second. Using a high-speed CMOS camera with short exposure times (10 - 20 ms) we can perform an imaging mode called "lucky imaging". We can pick out high quality frames and combine them into a single image using "shift-and-add" technique. This allows us obtain an image with much higher resolution than would be possible shooting a single image with long exposure. For image selection we use the Strehl-selection method. We demonstrate advantage of the lucky imaging technique in comparison with long exposure shooting. The FWHM of the blurred image caused by atmosphere turbulence can be decreased twice and more.

**Key words:** instrumentation: detectors, methods: observational, techniques: image,processing techniques: photometric, stars:imaging

## INTRODUCTION

Multicolor synchronous observations in astronomy are important for the study of transient events. Traditional methods lose a signal due to the serial measurements in different filters. Multicolor sensors based on metal-oxide semiconductors (CMOS) allow refusing the use of filters in general [1].

Commercial CMOS cameras provide simultaneous imaging of an object in the Bayer color system: the blue filter "B", ( $\lambda > 400$  nm), the red "R" ( $\lambda < 900$  nm) and the intermediate filter "G". Transformation of the Bayer color system BGR to the international Johnson BVR system is a relatively easy problem, as can be shown below. The inconvenience of CMOS sensors is comparatively low quantum efficiency. However, it plays a role only for extremely faint stars. Commercial CMOS cameras allow us to perform fast high-precision multicolor photometry of relatively bright objects with small telescopes. As an example we can refer to photometric records of stars in Trapeze of Orion with the 60 cm telescope in the white light at Andrushivka observatory in 2003. The commercial video camera SANIO, VCB-3572IRP was employed. Objects: MT Ori, V1229 Ori, V1333, Ori AD Ori ( $V \sim 11.2, 11.4, 12.2, 12.9$ ). The exposure time was 0.02 s, frequency of 15 fps. AD Ori ( $V = 12.9$ ) demonstrates photometric precision of  $\sim 0.1$  magnitude.

Using high values of ISO, 6400 and above provides an opportunity to capture objects up to  $V \sim 10$  with a frequency up to 24 fps with small telescopes. This allows us to study high-frequency variability in the range of 10 Hz and above in three colors simultaneously.

As shown by authors in [2] exposures of 30 seconds are capable of reaching magnitudes 16.5 with a  $S/N = 3$ , using 11 inches of aperture with a commercial camera Nikon D90. The  $S/N = 3$  represents a lower limit of detection of an object with error of 0.3 magnitude. Again 19.5 magnitude objects are detectable with a sky of better 20th magnitude per square arc-second, a  $S/N = 3$ , and an exposure of one hour, using 11 inches of aperture only.

Thus, the testing results reveal that commercial CMOS cameras can create serious competition with modern CCD cameras in astronomy.

## TRANSFORMATION COEFFICIENTS

The Bayer BGR colour system realized in CMOS sensors is close to the Johnson BVR system. To verify these transformation coefficients were determined from comparison star observations using the following equation proposed in [3]

$$v = V + a_1 + a_2X + a_3(B - V) + a_4(B - V)^2 \quad (1)$$

where  $v$  is the instrumental magnitude in the green channel of the Bayer color system,  $B$ ,  $V$  are the standard Johnson magnitudes and  $X$  is the air mass,  $a_1 - a_4$  are the transformation coefficients. Then we perform a Least Squares solution for the coefficients.

Observations were carried out using a commercial Canon 350D camera on the 0.7 m telescope from urban site at Main Astronomical Observatory in Kiev on two nights 2012 October 12-13.

The standard deviations of fit for 5 stars as can see in Fig. 1 were 0.05 in  $V$ . Field stars around V390 Aur were used as standard stars. The comparative high standard deviations result from using not standard stars from the TYCHO survey with magnitudes known to 0.03-0.1. These measurements simply provide the information about the precision of the measurement. However, we can conclude that our transformed magnitudes are within errors of the TYCHO survey.

So transformation of the Bayer color system BGR to the international Johnson BVR system can be easy performed.

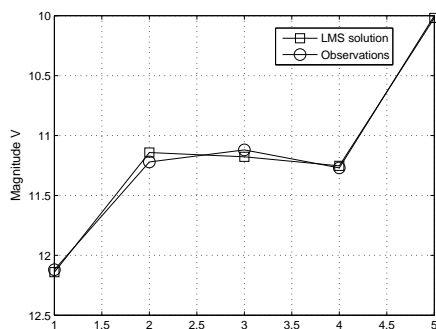


Fig. 1: The Bayer G colour (squares) transformed to the Johnson V color (circles).

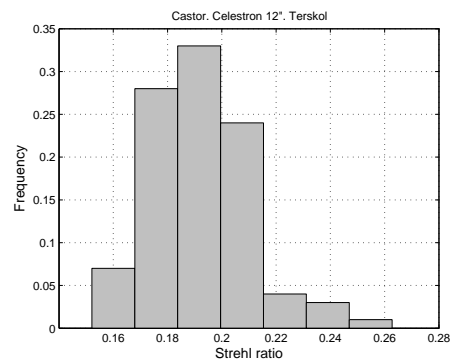


Fig. 2: Probability density of Strehl ratio of Castor.

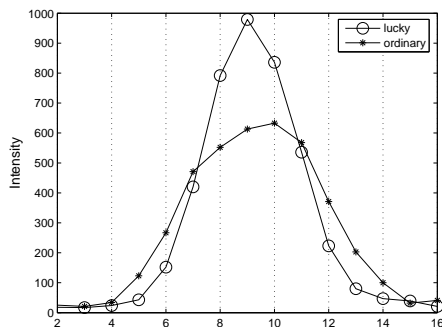


Fig. 3: The photometric profiles of the blurred image (FWHM = 3.46 arcsec) and of the lucky one (FWHM = 2.50 arcsec).




Fig. 4: Shows  $\epsilon\text{ps}^1$  Lyr imaged with the 70 cm telescope using the lucky imaging technique.

## HIGH-FREQUENCY OBSERVATIONS WITH CMOS CAMERAS

As shown by authors in [2] the continuous shooting with a frequency 24 fps with 11 inches of aperture equipped with a commercial camera Nikon D90 allows to study rapid variability of stars up to 7 mag with high photometric precision and of 9 mag with acceptable accuracy. This opens the way to study the rapid variability of the large number of stars, among which there are many objects, which gave the name to the prototypes of stellar variability.

Using a high-speed CMOS camera with short exposure times (10 - 20 ms) we can perform a form of speckle imaging called "lucky imaging". We can pick out high quality frames ("lucky images") and combine them into a single image using "shift-and-add" technique. This allows us obtain an image with much higher resolution than would be possible with long exposure shooting.

From a series of images taken at a speed of 24 fps, five images were chosen with high Strehl ratio for test purpose. Additionally, five images with low Strehl ratio were stacked. Fig. 2 presents histogram of Strehl ratio of Castor imaged with the Celestron 11" telescope equipped with a Nikon D90 camera at Peak Terskol. Fig. 3 demonstrates advantage of the lucky imaging technique in comparison with long exposure shooting. The advantage is evident from this illustration. The FWHM (the full width at half maximum) of the blurred image is estimated to be equal 3.46 arcsec. At the same time the FWHM of the selected images is around 2.50 arcsec.

For image selection we use the Strehl-selection method [4]. By definition, Strehl ratio is the ratio of peak diffraction intensities of an aberrated versus perfect wavefront. The ratio indicates the level of image quality in the presence of wavefront aberrations caused by atmosphere turbulence. For example, 0.20 Strehl indicates about 80% lower energy within the Airy disc.

Fig. 4 demonstrates quite remarkable result: a double system can be clearly detected with a small aperture under bad atmospheric condition (seeing 3.97 arcsec). The separation between the two stars is around 2.35 arcsec and the FWHM of the individual stars is around 1.70 arcsec. One needs a relatively bright star in the field of view on which Strehl ratio can be evaluated. As shown in [2] the continuous shooting with 11 inches of aperture equipped with a commercial camera allows to operate with a guide star up to 9 mag with acceptable accuracy

## CONCLUSION

Testing of commercial color CMOS cameras for astronomical applications demonstrates that they allow to carry out photometry in three filters simultaneously that gives an obvious advantage compared with monochrome CCD detectors.

We demonstrate that the Bayer BGR colour system realized in CMOS sensors can be easily transformed to the Johnson BVR system. Photometric measurements with color CMOS cameras coupled to small telescopes (11 - 30 inch) reveal that in video mode stars up to  $V \sim 9$  can be shot at 24 frames per second.

We performed a "lucky imaging" mode using the Strehl-selection method and "shift-and-add" technique to combine high quality frames into a single image. This allows us obtain an image with much higher resolution than would be possible shooting a single image with long exposure. We demonstrates advantage of the lucky imaging technique in comparison with long exposure shooting. The FWHM of the blurred image caused by atmosphere turbulence can be decreased twice and more.

## ACKNOWLEDGEMENT

The authors would like to particularly thank Maxim Andreev at the Peak Terskol Observatory for help during the observations.

## REFERENCES

- [1] Butler N. R., Stone J., Bloom J. S. 2008, Bulletin of the American Astronomical Society, 40, 222
- [2] Pokhvala S. M., Zhilyaev B. E, Reshetnyk V.M. High-speed multicolor photometry with CMOS cameras, arXiv: 1205.5924v1 [astro-ph.IM] 26 May 2012
- [3] Harris, W. E., Fitzgerald, M. P., Reed, C. B. 1981, *PASP*, 93, 507
- [4] Sacek V., Notes on amateur telescope optics, 2006, <http://www.telescope-optics.net/Strehl.htm>