

Metro-Line Crossing Minimization: Hardness, Approximations, and Tractable Cases

Martin Fink¹ and Sergey Pupyrev²

¹ Lehrstuhl für Informatik I, Universität Würzburg, Germany.

² Department of Computer Science, University of Arizona, USA.

Abstract. Crossing minimization is one of the central problems in graph drawing. Recently, there has been an increased interest in the problem of minimizing crossings between paths in drawings of graphs. This is the *metro-line crossing minimization* problem (MLCM): Given an embedded graph and a set L of simple paths, called *lines*, order the lines on each edge so that the total number of crossings is minimized. So far, the complexity of MLCM has been an open problem. In contrast, the problem variant in which line ends must be placed in outermost position on their edges (MLCM-P) is known to be NP-hard. Our main results answer two open questions: (i) We show that MLCM is NP-hard. (ii) We give an $O(\sqrt{\log |L|})$ -approximation algorithm for MLCM-P.

1 Introduction

In metro maps and transportation networks, some edges, that is, railway tracks or road segments, are used by several lines. Usually, lines that share an edge are drawn individually along the edge in distinct colors; see Fig. 1. Often, some lines must cross, and one normally wants to have as few crossings of metro lines as possible. In the *metro-line crossing minimization* problem (MLCM), the goal is to order different metro-lines along each edge of the underlying network, so that the total number of crossings is minimized. Although the problem has been studied [6], many questions remain open.



Fig. 1. A part of the official metro map of Paris.

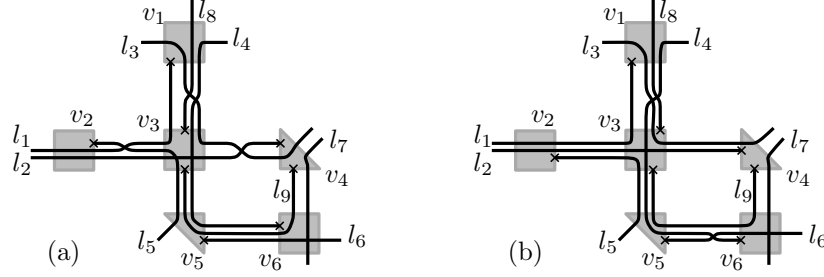


Fig. 2. 9 lines on an underlying network of 6 vertices and 9 edges. (a) $\pi_{v_3 v_4} = (l_3, l_2)$ and $\pi_{v_3 v_1} = (l_1, l_8, l_4, l_3)$. The lines l_3 and l_4 have an unavoidable edge crossing on $\{v_1, v_3\}$. In contrast, the crossing of l_2 and l_3 on $\{v_3, v_4\}$ is avoidable. In v_3 there is an unavoidable vertex crossing of the lines l_2 and l_8 . As the vertex crossing of l_2 and l_5 in v_3 is avoidable the solution is not feasible. (b) A feasible solution satisfying the periphery condition.

Apart from the visualization of metro maps, the problem has various applications including the visual representation of biochemical pathways. In very-large-scale integration (VLSI) design, there is the closely related problem of minimizing intersections between nets (physical wires) [10,12]. Net patterns with fewer crossings have better electrical characteristics and require less area. In graph drawing, the number of edge crossings is one of the most important aesthetic criteria. In *edge bundling*, groups of edges are drawn close together—like metro lines—emphasizing the structure of the graph; minimizing crossings between parallel edges arises as a subproblem [15].

Problem Definitions. The input is an embedded graph $G = (V, E)$ and a set $L = \{l_1, \dots, l_{|L|}\}$ of simple paths in G . We call G the **underlying network**, the vertices **stations**, and the paths **lines**. The endpoints v_0, v_k of a line $(v_0, \dots, v_k) \in L$ are **terminals**, and the vertices v_1, \dots, v_{k-1} are **intermediate stations**. For each edge $e = (u, v) \in E$, let L_e be the set of lines passing through e .

Following previous work [2,13], we use the *k-side* model; each station v is represented by a polygon with k sides, where k is the degree of v in G ; see Fig. 2. Each side of the polygon is called a **port** of v and corresponds to an incident edge $(v, u) \in E$. A line (v_0, \dots, v_k) is represented by a polyline starting at a port of v_0 (on the boundary of the polygon), passing through two ports of v_i for $1 \leq i < k$, and ending at a port of v_k . For each port of $u \in V$ corresponding to $(u, v) \in E$, we define the **line order** $\pi_{uv} = (l_1 \dots l_{|L_{uv}|})$ as an ordered sequence of the lines in L_{uv} , which specifies the clockwise order at which the lines L_{uv} are connected to the port of u with respect to the center of the polygon. Note that there are two different line orders π_{uv} and π_{vu} on any edge (u, v) of the network. A **solution**, or a **line layout**, specifies line orders π_{uv} and π_{vu} for each edge $(u, v) \in E$.

A line crossing is a crossing between polylines corresponding to a pair of lines. We distinguish two types of crossings; see Fig. 2(a). An **edge crossing** between lines l_1 and l_2 occurs whenever $\pi_{uv} = (\dots l_1 \dots l_2 \dots)$ and $\pi_{vu} = (\dots l_1 \dots l_2 \dots)$ for some

edge $(u, v) \in E$. We now consider the concatenated cyclic sequence π_u of the orders $\pi_{uv_1}, \dots, \pi_{uv_k}$, where $(u, v_1), \dots, (u, v_k)$ are the edges incident to u in clockwise order. A **vertex crossing** between l_1 and l_2 occurs in u if $\pi_u = (\dots l_1 \dots l_2 \dots l_1 \dots l_2 \dots)$. Intuitively, the lines change their relative order inside u . A crossing is called **unavoidable** if the lines cross in any line layout; otherwise it is **avoidable**. A crossing is unavoidable if neither l_1 nor l_2 have a terminal on their common subpath and the lines split on both ends of this subpath in such a way that their relative order has to change; see Fig. 2. Following previous work, we insist that (i) *avoidable vertex crossings are not allowed* in a solution, that is, these crossings are not hidden below a station symbol, and (ii) *unavoidable vertex crossings are not counted* since they occur in any solution.

A pair of lines may share several common subpaths, and the lines may cross multiple times on the subpaths. For simplicity of presentation, we assume that there is at most one common subpath of two lines. Our results do, however, also hold for the general case as every common subpath can be considered individually.

Problem variants. Several variants of the problem have been considered in the literature. The original metro-line crossing minimization problem is formulated as follows.

Problem 1 (MLCM). For a given instance (G, L) , find a line layout with the minimum number of crossings.

In practice, it is desirable to avoid gaps between adjacent lines; to this end, every line is drawn so that it starts and terminates at the topmost or bottommost end of a port; see Fig. 2(b). In fact, many manually created maps follow this **periphery condition** introduced by Bekos et al. [5]. Formally, we say that a line order π_{uv} at the port of u satisfies the periphery condition if $\pi_{uv} = (l_1 \dots l_p \dots l_q \dots l_{|L_{uv}|})$, where u is a terminal for the lines $l_1, \dots, l_p, l_q, \dots, l_{|L_{uv}|}$ and u is an intermediate station for the lines l_{p+1}, \dots, l_{q-1} . The problem is known as *MLCM with periphery condition*.

Problem 2 (MLCM-P). For a given instance (G, L) , find a line layout, subject to the periphery condition on any port, with the minimum number of crossings.

In the special case of MLCM-P with *side assignment* (**MLCM-PA**), the input additionally specifies for each line end on which side of its port it terminates; Nöllenburg [13] showed that MLCM-PA is computationally equivalent to the version of MLCM in which all lines terminate at vertices of degree one.

As MLCM and MLCM-P are NP-hard even for very simple networks, we introduce the additional constraint that no line is a subpath of another line. Indeed, this is often the case for bus and metro transportation networks; if, however, there is a line that is a subpath of a longer line then one can also visualize it as a part of the longer line. We call the problems with this new restriction **PROPER-MLCM** and **PROPER-MLCM-P**.

Previous Work. Metro-line crossing minimization was initiated by Benkert et al. [6]. They described a quadratic-time algorithm for MLCM when the underlying network consists of a single edge with attached leaves. The complexity status of MLCM has been open. As far as we are aware, this is the only known result on MLCM so far.

problem	graph class	result	reference
MLCM	caterpillar	NP-hard	Thm. 1
MLCM	single edge	$O(L ^2)$ -time algorithm	[6]
MLCM	general graph	crossing-free test	Thm. 2
MLCM-P	path	NP-hard	[2]
MLCM-P	general graph	ILP	[3]
MLCM-P	general graph	$O(\sqrt{\log L })$ -approximation	Thm. 5
MLCM-P	general graph	crossing-free test	Thm. 3
PROPER-MLCM-P	general graph with consistent lines	$O(L ^3)$ -time algorithm	Thm. 7
MLCM-PA	general graph	$O(V + E + V L)$ -time	[15]
MLCM-PA	general graph	crossing-free test	[13]

Table 1. Overview of results for the metro-line crossing minimization problem.

Bekos et al. [5] studied MLCM-P and proved that the variant is NP-hard on paths. Motivated by the hardness, they introduced the variant MLCM-PA and studied the problem on simple networks. Later, polynomial-time algorithms for MLCM-PA were found with gradually improving running time by Asquith et al. [3], Argyriou et al. [2], and Nöllenburg [13], until Pupyrev et al. [15] presented a linear-time algorithm. Asquith et al. [3] formulated MLCM-P as an integer linear program that finds an optimal solution for the problem on general graphs. Note that in the worst case this approach requires exponential time. Recently, Fink and Pupyrev studied a variant of MLCM in which whole blocks of lines may cross [9].

In the circuit design community (VLSI), Groeneveld [10] considered the problem of adjusting the routing so as to minimize crossings between the pairs of nets, which is equivalent to MLCM-PA, and suggested an algorithm for general graphs. Another method for graphs of maximum degree four was given in [7]. Marek-Sadowska et al. [12] considered a related problem of distributing the line crossings among edges of the underlying graph in order to simplify the net routing.

Our Results. Table 1 summarizes our contributions and previous results. We first prove that the unconstrained variant MLCM is NP-hard even on caterpillars (paths with attached leaves), thus, answering an open question of Benkert et al. [6] and Nöllenburg [14]. As crossing minimization is hard, it is natural to ask whether there exists a **crossing-free** solution. We show that there is a crossing-free solution if and only if there is no pair of lines forming an unavoidable crossing.

We then study MLCM-P. Argyriou et al. [2] and Nöllenburg [14] asked for an approximation algorithm. To this end, we develop a 2SAT model for the problem. Using the model we get an $O(\sqrt{\log |L|})$ -approximation algorithm for MLCM-P. This is the first approximation algorithm in the context of metro-line crossing minimization. We also show how to find a crossing-free solution (if it exists) in polynomial time. Moreover, we prove that MLCM-P is fixed-parameter tractable with respect to the maximum number k of allowed crossings by using the fixed-parameter tractability of 2SAT.

We then study the new variant PROPER-MLCM-P and show how to solve it on caterpillars, *left-to-right trees* (considered in [5,2]), and other instances described in



Fig. 3. (a) MLCM-P-solution on edge (u, v) . (b) Insertion of a red cross into the solution with minimum number of additional crossings.

Section 4. An optimal solution can be found by applying a maximum flow algorithm on a certain graph. This is the first polynomial-time exact algorithm for the variant in which avoidable crossings may be presented in an optimal solution.

Finally, we consider practical aspects of the proposed algorithms. We show how to find a (not necessarily optimal) line layout in the cases where some of the required constraints are not fulfilled.

2 The MLCM Problem

We begin with the most flexible problem variant MLCM, and show that it is hard to decide whether there is a solution with at most $k > 0$ crossings, even if the underlying network is a caterpillar. In contrast, we give a polynomial-time algorithm for deciding whether there exists a crossing-free solution.

2.1 NP-Hardness

Theorem 1. *MLCM is NP-hard on caterpillars.*

Proof. We prove hardness by reduction from MLCM-P which is known to be NP-hard on paths [2]. Suppose we have an instance of MLCM-P consisting of a path $G = (V, E)$ and lines L on the path. We want to decide whether it is possible to order the lines with periphery condition and at most k crossings.

We create a new underlying network $G' = (V', E')$ by adding some vertices and edges to G . We assume that G is embedded along a horizontal line and specify new positions relative to this line. For each edge $e = (u, v) \in E$, we add vertices u_1, u_2, v_1 , and v_2 and edges $(u, u_1), (u, u_2), (v, v_1)$, and (v, v_2) such that v_1 and u_1 are above the path and v_2 and u_2 are below the path. Next, we add $\ell = |L|^2$ lines from u_1 to v_2 , and ℓ lines from u_2 to v_1 to $L' \supseteq L$; see Fig. 3. We call the added structure the **red cross** of e , the added lines **red lines**, and the lines of L old lines. We claim that there is a number K such that there is a solution of MLCM-P on (G, L) with at most k crossings if and only if there is solution of MLCM on (G', L') with at most $k + K$ crossings.

Let $e = (u, v) \in E$ be an edge of the path, and let $l \in L_e$ be a line on e . If l has its terminals on u and v , that is, completely lies on e , it never has to cross in G or G' ; hence, we assume such lines do not exist. Assume l has none of its terminals on u or v . It is easy to see that it has to cross all 2ℓ lines of the red cross of e . Finally, suppose l has just one terminal at a vertex of e , say on u . If the terminal is above the edge (u, u_1)

then it has to cross all red lines from u_2 to v_1 but can avoid the red lines from u_1 to v_2 , that is, ℓ crossings with red lines are necessary. Symmetrically, if the terminal is below (u, u_2) then only the ℓ crossings with the red lines from u_1 to v_2 are necessary. If the terminal is between the edges (u, u_1) and (u, u_2) then all 2ℓ red edges must be crossed. There are, of course, always ℓ^2 unavoidable internal crossings of the red cross of e .

Let $\ell_e = \ell_e^t + \ell_e^m$ be the number of lines on e , where ℓ_e^t and ℓ_e^m are the numbers of lines on e that do or do not have a terminal at u or v , respectively. In any solution there are at least $\ell_e^t \cdot \ell + 2 \cdot \ell_e^m \cdot \ell + \ell^2$ crossings on e in which at least one red line is involved. It is easy to see that placing a terminal between red lines leaving towards a leaf never brings an advantage. On the other hand, if just a single line has an avoidable crossing with a block of red lines, the number of crossings increases by $\ell = |L|^2$, which is more than the number of crossings in any solution for (G, L) without double crossings. Hence, any optimal solution of the lines in G' has no avoidable crossings with red blocks and, therefore, satisfies the periphery condition; thus, after deleting the added edges and red lines, we get a feasible solution for MLCM-P on G .

Let $K := |E| \cdot \ell^2 + \sum_{e \in E} (\ell_e^t + 2\ell_e^m) \cdot \ell$ be the minimum number of crossings with red lines involved on G' . Suppose we have an MLCM-solution on G' with at most $K + k$ crossings. Then, after deleting the red lines, we get a feasible solution for MLCM-P on G with at most k crossings. On the other hand, if we have an MLCM-P-solution on G with k crossings, then we can insert the red lines with just K new crossings: Suppose we want to insert the block of red lines from u_1 to v_2 on an edge $e = (u, v) \in E$. We start by putting them immediately below the lines with a terminal on the top of u . Then we cross all lines below until we see the first line that ends on the bottom of v and, hence, must not be crossed by this red block. We go to the right and just keep always directly above the block of lines that end at the bottom side of v ; see Fig. 3. Finally, we reach v and have not created any avoidable crossing. Once we have inserted all blocks of red lines, we get a solution for the lines on G with exactly $K + k$ crossings. \square

2.2 Recognition of Crossing-Free Instances

Given an instance of MLCM, we want to check whether there exists a solution without any crossings. If there exists such a crossing-free solution then there cannot be a pair of lines with an unavoidable crossing. We show that this condition is already sufficient.

Consider a pair of lines l_1, l_2 with a common subpath $P = (v, v_1, \dots, u_1, u)$; see Fig. 4. Suppose the lines **split** at v , that is, neither l_1 nor l_2 terminates at v . Since vertex crossings are not allowed in our model, there is a unique order between l_1 and l_2 at the port vv_1 in any solution of MLCM. Furthermore, in any crossing-free solution, the relative order of l_1 and l_2 is the same on all ports.

We arbitrarily fix a direction for each edge of the underlying network. For an edge $e = (u, v) \in E$ directed from u to v and for a pair of lines $l_1, l_2 \in L_{uv}$, we say that l_1 is **above** l_2 if $\pi_{uv} = (\dots l_1 \dots l_2 \dots)$ in any crossing-free solution. Otherwise, if $\pi_{uv} = (\dots l_2 \dots l_1 \dots)$ in any crossing-free solution, we say that l_1 is **below** l_2 . Note that on some other edge e' , l_1 may be below l_2 , depending on the direction of e' . We say that a line l **lies** between l_1 and l_2 if l_1 is above l and l is above l_2 on e . First, a useful observation.

Observation. The lines l_1, l_2 have an unavoidable crossing if and only if they split in such a way that, on some edge e , l_1 has to be above l_2 and at the same time l_2 has to be above l_1 .

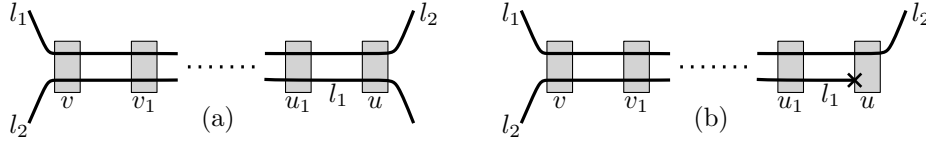


Fig. 4. (a) l_1 is above l_2 at the port vv_1 but below l_2 at the port uu_1 ; the crossing is unavoidable. (b) A terminal on a common subpath at u ; the crossing is avoidable.

We assume that no line is a subpath of another line as a subpath can be reinserted parallel to the longer line in a crossing-free solution. Consider a pair of lines l_1, l_2 whose common subpath P starts in u and ends in v . If u (similarly, v) is a terminal neither for l_1 nor l_2 then there is a unique relative order of the lines along P in any crossing-free solution; see Fig. 4. Hence, we assume u is a terminal for l_1 , v is a terminal for l_2 , and we call such a pair **overlapping**. Suppose there is a **separator** for l_1 and l_2 , that is, a line l on the subpath of l_1 and l_2 that has to be below l_1 and above l_2 (or the other way round) as shown in Fig. 5. Then, l_1 has to be above l_2 in a crossing-free solution. The only remaining case is a pair of lines without a separator.

Lemma 1. *Let l_1, l_2 be a pair of overlapping lines without a separator for which the number of edges of the common subpath is minimum. If there exists a crossing-free solution then there is also a crossing-free solution in which l_1 and l_2 are immediate neighbors in the orders on their common subpath.*

Proof. First, let us show that no line has its terminal in an intermediate station of the common subpath of l_1 and l_2 . Suppose there is such a line l . Then l forms an overlapping pair with either l_1 or l_2 —say l_1 without loss of generality—, whose common subpath is shorter than the one of l_1 and l_2 . Hence, there is a separator l' of l_1 and l , which also separates l_1 and l_2 in contradiction to the choice of l_1 and l_2 .

Now, suppose there is no crossing-free solution in which l_1 and l_2 are immediate neighbors on their complete subpath. We fix a crossing-free solution in which the number of lines lying between l_1 and l_2 is minimal and suppose l_1 is above l_2 .

Let l be the topmost line that lies between l_1 and l_2 in the solution and overlaps with l_1 (or symmetrically, the bottommost that overlaps with l_2). By modifying the ordering, considering lines above l and below l_1 , and some lines not overlapping with l_1 , it is possible to reroute l so that it does not lie between l_1 and l_2 , in contradiction to the choice of the solution. To this end, let $S \supseteq \{l_1, l\}$ be the smallest superset of l and l_1 such that for any pair of lines $l', l'' \in S$ any line that lies between l' and l'' in the solution is also contained in S ; see Fig. 7(a). Note that no pair of lines in S has a separator as this would also be a separator for l_1 and l_2 .

If $S = \{l_1, l\}$ we can reroute l to be above l_1 . Otherwise, we apply the following procedure. For any pair of overlapping lines in this set that are immediate neighbors,

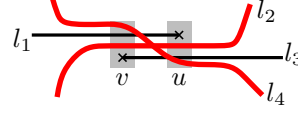
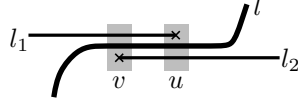


Fig. 5. A separator l of lines l_1 and l_2 . **Fig. 6.** Unavoidable crossing of 2 separators of l_1 and l_3 .

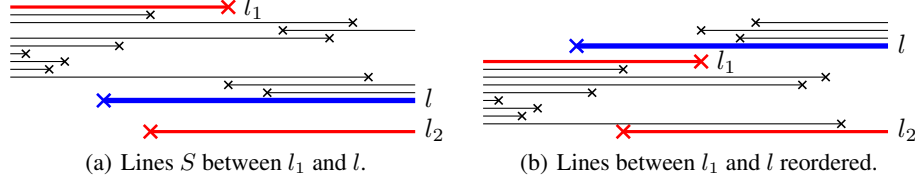


Fig. 7. Rerouting lines between l_1 and l_2 . All shown lines share a subpath, which is shown in the drawings. At any position with a terminal, there is a node (not drawn).

that is, there is no line lying in between, we reroute the right one to be immediately above the left one, which is possible as there is no separating line. Eventually, l will be above l_1 , otherwise there would still be steps to be performed. Hence, we can create a solution in which there is at least one line less between l_1 and l_2 , a contradiction. \square

Theorem 2. *Any instance of MLCM without unavoidable crossings has a crossing-free solution.*

Proof. Consider an instance of MLCM without unavoidable crossings. Using Lemma 1, we can merge a pair of overlapping lines without a separator into a new line. The merging cannot introduce an unavoidable crossing: Suppose there would be a line l forming an unavoidable crossing with the merged line l' of l_1 and l_2 . Indeed, l and l' have to split on both ends with different side constraints. The splits have to be on different sides of the common subpath of l_1 and l_2 , otherwise there already was an unavoidable crossing of l with l_1 or l_2 . From the splits we get relative orders of l with l_1 and l_2 such that either l_1 is above l and l is above l_2 , or l_2 is above l and l is above l_1 . In both cases l already was a separator for l_1 and l_2 and we would not have merged them.

We iteratively perform merging steps until any overlapping pair has a separator. Note that there might be multiple separators for a pair, but all of them separate the pair in the same relative order; otherwise, we would have a pair of separators with an unavoidable crossing; see Fig. 6.

After the merging steps, for any pair of lines sharing an edge, we either get a unique relative order for crossing-free solutions, or the pair has a separator.

We now create a directed **relation graph** G_e for any edge $e \in E$. Vertices of the graph are the lines L_e passing through e . Edges of G_e model the relative order of the lines in a crossing-free solution; we have an edge (l_1, l_2) (similarly, (l_2, l_1)) in G_e if l_1 and l_2 split in such a way that l_1 is above (below) l_2 in any crossing-free solution.

Let us prove that all relation graphs are acyclic. Suppose there is a cycle in a relation graph G_e . We choose the shortest cycle C . A cycle of length 2 is equivalent to a pair of lines with an unavoidable crossing; hence, such a cycle cannot exist.

Now, suppose there is a cycle $C = (l_1, l_2, l_3)$ of length 3. Lines l_1 and l_2 share a common subpath and split on one side in the order (l_1, l_2) . The splitting for realizing the edge (l_2, l_3) can not be realized on this subpath, otherwise we would also get the edge (l_1, l_3) . Similarly, the splitting for (l_3, l_1) also can not be realized on the subpath. Hence, we have to distribute the two splittings to the two sides of the subpath, which is not possible without introducing an unavoidable crossing with l_1 or l_2 ; see Fig. 8.

Finally, if the cycle C is longer then there exists a path (l_1, l_2, l_3, l_4) of length four without chords. As there is no edge between l_1 and l_3 , they have to be an overlapping pair and l_2 is a separator for them. On the other hand, l_4 is also a separator for l_1 and l_3 , but separates them in another relative order. It is easy to see that there is an unavoidable crossing of l_2 and l_4 , a contradiction; see Fig. 6. Hence, the relation graphs are acyclic.

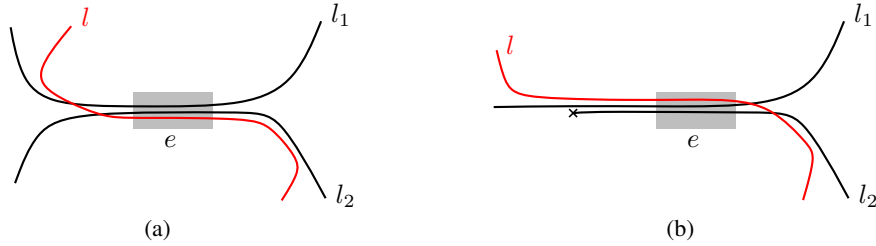


Fig. 8. There is no cycle of 3 lines, if l_1 and l_2 split (a) on both sides or (b) only on one side, without an unavoidable crossing.

Now, in a relation graph G_e for any pair of lines $l_1, l_2 \in L_e$, there is either a directed edge connecting them in G_e , or the lines are overlapping. Since G_e is acyclic, there exists a unique topological ordering of the lines L_e . We get a crossing-free solution by using the ordering for every edge. As the relative order of any pair of lines is the same for all edges, there cannot be a crossing. \square

The proof yields an algorithm for finding a crossing-free solution. It takes $O(|L|^2|E|)$ time for deleting subpaths as well as iteratively merging the shortest unseparated overlapping pair. Finally, we can get the relative order of each pair of lines on all edges in $O(|L|^2|E|)$ time and order the lines on all edges. Hence, after reinserting the deleted or merged lines, we get a crossing-free solution in $O(|L|^2|E|)$ time.

3 The MLCM-P Problem

Let $(G = (V, E), L)$ be an instance of MLCM-P. Our goal is to decide for each line end on which side of its terminal port it should lie. For convenience, we arbitrarily choose one side of each port and call it “top”, the opposite side is called “bottom”. For each line l starting at vertex u and ending at vertex v , we create binary variables l_u and l_v , which are true if and only if l terminates at the top side of the respective port. We formulate the problem of finding a truth assignment that minimizes the number of crossings as a

2SAT instance for the given instance of MLCM-P. Note that Asquith et al. [3] already used 2SAT clauses as a tool for developing their ILP for MLCM, where the variables represent above/below relations between line ends. In contrast, in our model a variable directly represents the position of a line on the top or bottom side of a port. We first prove a simple property of lines.

Lemma 2. *Let l, l' be a pair of lines sharing a terminal. We can transform any solution in which l and l' cross to a solution with fewer crossings in which the lines do not cross.*

Proof. Assume l and l' cross in a solution. We switch the positions of line ends at the common terminal v between l and l' and reroute the two lines between the crossing's position and v . By reusing the route of l for l' and vice versa, the number of crossings does not increase. On the other hand, the crossing between l and l' is eliminated. \square

Let l, l' be two lines whose common subpath P starts at vertex u and ends at v . Observe that terminals of l and l' that lie on P can only be at u or v . If neither l nor l' has a terminal on P then a crossing of the lines does not depend on the positions of the terminals; hence, we assume that there is at least one terminal at u or v . A possible crossing between l and l' is modeled by a 2SAT formula, the **crossing formula**, consisting of at most two clauses. The crossing formula evaluates to true if and only if l and l' do not cross. For simplicity, we assume that the top sides of the terminal ports of u and v are located on the same side of P ; see Fig. 10. If it is not the case, a variable l_u should be substituted with its inverse $\neg l_u$ in the formula. We consider several cases; see also Fig. 9.

- (f1) Suppose u and v are terminals for l and intermediate stations for l' , that is, l is a subpath of l' . Then, l does not cross l' if and only if both terminals of l lie on the same side of P . This is expressed by the crossing formula $(l_u \wedge l_v) \vee (\neg l_u \wedge \neg l_v) \equiv (\neg l_u \vee l_v) \wedge (l_u \vee \neg l_v)$, which may occur multiple times, caused by a different l' .
- (f2) Suppose u is a terminal for l and intermediate for l' , and v is a terminal for l' and intermediate for l . Then there is no crossing if and only if both terminals lie on opposite sides of P . This is described by the formula $(l_u \wedge \neg l'_v) \vee (\neg l_u \wedge l'_v) \equiv (l_u \vee l'_v) \wedge (\neg l_u \vee \neg l'_v)$.
- (f3) Suppose both l and l' terminate at the same vertex u or v . By Lemma 2, a solution of MLCM-P with a crossing of l and l' can be transformed into a solution in which l and l' do not cross. Hence, we do not introduce formulas in this case.
- (f4) In the remaining case, there is only one terminal of l and l' on P . Without loss of generality, let l terminate at u . A crossing is triggered by a single variable. Depending on the fixed terminals or leaving edges at v and u , we get the single clause (l_u) or $(\neg l_u)$. Note that the same clause can occur multiple times, caused by different lines l' .

Crossing-free solutions. Note that the 2SAT formulation of the problem yields an algorithm for deciding whether there exists a crossing-free solution of an MLCM-P instance. First, we check for unavoidable crossings by analyzing every crossing formula

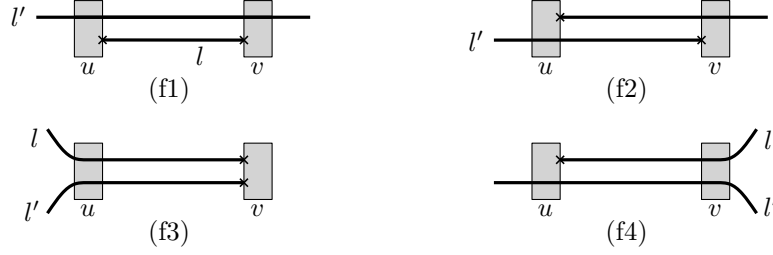


Fig. 9. Four cases for crossing formulas: (f1) $(l_u \wedge l_v) \vee (\neg l_u \wedge \neg l_v) \equiv (\neg l_u \vee l_v) \wedge (l_u \vee \neg l_v)$; (f2) $(l_u \wedge \neg l'_v) \vee (\neg l_u \wedge l'_v) \equiv (l_u \vee l'_v) \wedge (\neg l_u \vee \neg l'_v)$; (f3) crossing can always be removed; (f4) (l_u) .

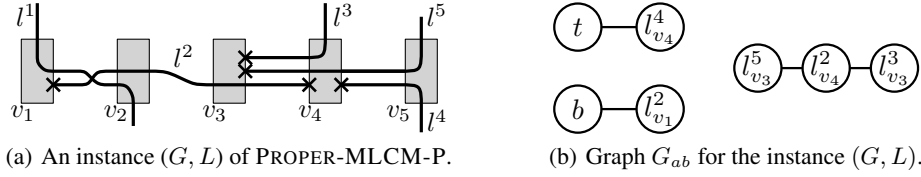


Fig. 10. A small instance of MLCM-P. The generated 2SAT formulas are: $(l^2_{v_1})$ for the crossing of l^1 and l^2 ; $(\neg l^4_{v_4})$ for the crossing of l^5 and l^4 ; $(l^2_{v_4} \vee l^3_{v_3}) \wedge (\neg l^2_{v_4} \vee \neg l^3_{v_3})$ for the crossing of l^2 and l^3 ; $(l^2_{v_4} \vee l^5_{v_3}) \wedge (\neg l^2_{v_4} \vee \neg l^5_{v_3})$ for the crossing of l^2 and l^5 .

individually. Second, the 2SAT model is satisfiable if and only if there is a solution of the MLCM-P instance without avoidable crossings. Since 2SAT can be solved in linear time and there are at most $|L|^2$ crossing formulas, we conclude as follows.

Theorem 3. *Deciding whether there exists a crossing-free solution for MLCM-P can be accomplished in $O(|E||L|^2)$ time.*

For MLCM the existence of a crossing-free solution is equivalent to the absence of unavoidable crossings. In contrast, there is no such simple criterion for MLCM-P. Moreover, for any k , there is an instance with k lines such that any subset of $k - 1$ lines admits a crossing-free solution, while k lines require at least one crossing; see Fig. 11.

Fixed-parameter tractability. We can use the 2SAT model for obtaining a fixed-parameter tractable algorithm on the number k of allowed crossings. We must show that we can check in $f(k) \cdot \text{poly}(l)$ time whether there is a solution with at most k avoidable crossings, where f must be a computable function and l is the input size.

First, note that minimizing the number of crossings is the same as maximizing the number of satisfied clauses in the corresponding 2SAT instance. Maximizing the number of satisfied clauses, or solving the MAX-2SAT problem, is NP-hard.

However, the problem of deciding whether it is possible to remove a given number k of m 2SAT clauses so that the formula becomes satisfiable is fixed-parameter tractable with respect to the parameter k [16]. This yields the following observation.

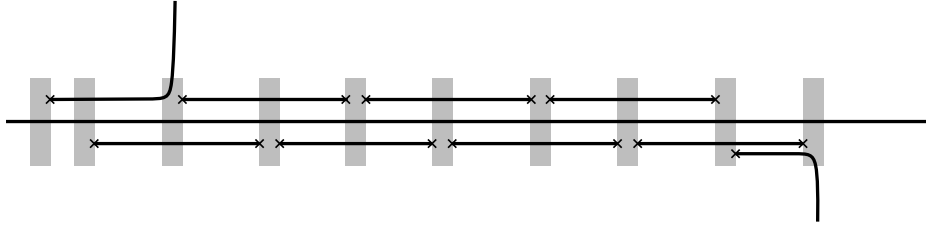


Fig. 11. Example of an instance of MLCM-P that does not have a crossing-free solution. There is, however, no small substructure of lines that gives a contradiction to the assumed existence of a crossing-free solution. Any proper subset of the lines allows a crossing-free solution. Note that the example can easily be extended to an arbitrary number of lines.

Theorem 4. *MLCM-P is fixed-parameter tractable with respect to the maximum allowed number of avoidable crossings.*

Proof. We show that the SAT formula can be made satisfiable by removing at most k clauses if and only if there is a solution with at most k crossings.

First, suppose it is possible to remove at most k clauses from the 2SAT model so that there is a truth assignment satisfying all remaining clauses. Fix such a truth assignment, and consider the corresponding assignment of sides to the terminals. Any crossing leads to an unsatisfied clause in the SAT formula, and no two crossings share an unsatisfied clause. Hence, we have a side assignment that causes at most k crossings.

Now, we assume that there is an assignment of sides for all terminals that causes at most k crossings. We know that in the corresponding truth assignment for all pairs of clauses of the SAT model at most one is unsatisfied. Hence, there are at most k unsatisfied clauses since any crossing just leads to a single unsatisfied clause. The removal of these clauses creates a new, satisfiable formula. \square

Using the $O(15^k km^3)$ -time algorithm for 2SAT [16] our algorithm has a running time of $O(15^k \cdot k \cdot |L|^6 + |L|^2 |E|)$.

Approximating MLCM-P. The proof of Theorem 4 yields that the number of crossings in a crossing-minimal solution of MLCM-P equals the minimum number of clauses that we need to remove from the 2SAT formula in order to make it satisfiable. Furthermore, a set of k clauses, whose removal makes the 2SAT formula satisfiable, corresponds to an MLCM-P solution with at most k crossings. Hence, an approximation algorithm for the problem of making a 2SAT formula satisfiable by removing the minimum number of clauses (also called MIN 2CNF DELETION) yields an approximation for MLCM-P of the same quality. As there is an $O(\sqrt{\log m})$ -approximation algorithm for MIN 2CNF DELETION [1], we have the following result.

Theorem 5. *There is an $O(\sqrt{\log |L|})$ -approximation algorithm for MLCM-P.*

4 The PROPER-MLCM-P Problem

In this section we consider the PROPER-MLCM-P problem, where no line in L is a subpath of another line. First we focus on graphs whose underlying network is a caterpillar. There, the top and bottom sides of ports are given naturally; see Fig. 10.

Based on the 2SAT model described in the previous section, we construct a graph G_{ab} , which has a vertex l_u for each variable of the model and two additional vertices b and t . Since no line is a subpath of another line, our 2SAT model has only the two types of crossing formulas (f2) and (f4); compare Section 3. For case (f2), we create an edge (l_u, l'_v) . The edge models a possible crossing between lines l and l' ; that is, the lines cross if and only if l terminates on top (bottom) of u and l' terminates on top (bottom) of v . For a crossing formula of type (l_u) (case (f4)), we add an edge (b, l_u) to G_{ab} ; similarly, we add an edge (t, l_u) for a formula $(\neg l_u)$; see Fig. 10(b) for an example.

Any truth assignment to the variables is equivalent to a b - t cut in G_{ab} , that is, a cut separating b and t . Indeed, any edge in the graph models the fact that two lines should not be assigned to the same side as they would cause a crossing otherwise. Hence, any line crossing corresponds to an *uncut* edge. Therefore, to find a line layout with the minimum number of crossings, we need to solve the known MIN-UNCUT problem:

Problem 3 (MIN-UNCUT). Given a graph, divide its vertices into two partitions S_t, S_b so that the number of uncut edges $((v, u)$ with $v, u \in S_t$ or $v, u \in S_b$) is minimized.

Although MIN-UNCUT is NP-hard, it turns out that the graph G_{ab} has a special structure, which we call **almost bipartite**.

Definition 1. A graph $G = (V, E)$ is called *almost bipartite* if it is a union of a bipartite graph $H = (V_H, E_H)$ and two additional vertices b, t whose edges may be incident to vertices of both partitions of H , that is, $V = V_H \cup \{b\} \cup \{t\}$ and $E = E_H \cup E'$, where $E' \subseteq \{(b, v) \mid v \in V\} \cup \{(t, v) \mid v \in V\}$.

The bipartition is given by the fact that “left” (similarly, “right”) terminals of two lines can never be connected by an edge in G_{ab} . We show that MIN-UNCUT can be solved optimally for almost bipartite graphs.

Theorem 6. MIN-UNCUT can be solved in polynomial time on almost bipartite graphs.

Proof. Almost bipartite graphs are a subclass of *weakly bipartite graphs* [4]. Weakly bipartite graphs have no easy combinatorial characterization. It is known that MAX-CUT and MIN-UNCUT can be solved in polynomial time on weakly bipartite graphs using the ellipsoid method [11]. However, the algorithm might be not fast in practice. As mentioned in [11] “it remains a challenging problem to find a practically efficient method for the max-cut problem in weakly bipartite graphs which is of a combinatorial nature and does not suffer from the drawbacks of the ellipsoid method”. In the following we present such an algorithm for almost bipartite graphs.

The special vertices b and t have to belong to different partitions of G_{ab} . We create a new graph G' from G_{ab} . We split vertex b into b_1, b_2 and vertex t into t_1, t_2 such that b_1 and t_2 are connected to the vertices of the first partition H_1 of H , and b_2 and t_1 are

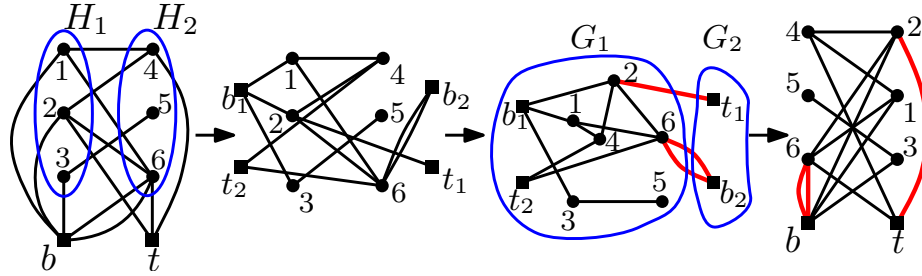


Fig. 12. Solving MIN-UNCUT on an almost bipartite graph. The maximum flow (minimum cut) with value 3 results in vertex partitions $V_b^1 = \{b_1, 4, 5, 6\}$, $V_t^1 = \{t_2, 1, 2, 3\}$, $V_b^2 = \{b_2\}$, and $V_t^2 = \{t_1\}$. The optimal partition $S_b = \{b, 4, 5, 6\}$, $S_t = \{t, 1, 2, 3\}$ induces 3 uncut edges $(b, 6)$, $(b, 6)$, $(t, 2)$.

connected to the second partition H_2 . Formally, for each edge $(b, v) \in E, v \in H_1$, we create an edge (b_1, v) ; for each edge $(b, v) \in E, v \in H_2$, we create an edge (v, b_2) . Similarly, edges (v, t_1) are created for all $(t, v) \in E, v \in H_1$, and edges (t_2, v) are created for all $(t, v) \in E, v \in H_2$. The construction is illustrated in Fig. 12.

Now, for each edge (u, v) of G' we assign capacity 1, and compute a maximum flow between the pair of sources b_1, t_2 to the pair of sinks b_2, t_1 . This can be done in polynomial time with a maximum flow algorithm by introducing a supersource (connected to b_1 and t_2) and a supersink (connected to b_2 and t_1). Indeed, there is an integral maximum flow in G' .

A maximum flow corresponds to a maximum set of edge-disjoint paths starting at b_1 or t_2 and ending at b_2 or t_1 . Such a path corresponds to one of the following structures in the original graph G : (i) an odd cycle containing vertex b (a cycle with an odd number of edges); (ii) an odd cycle containing vertex t ; (iii) an even path between b and t .

Note that if a graph has an odd cycle then at least one of the edges of the cycle belongs to the same partition in any solution of MIN-UNCUT. The same holds for an even path connecting b and t in G since b and t have to belong to different partitions. Since the maximum flow corresponds to the edge-disjoint odd cycles and even paths in G , the value of the flow is a lower bound for a solution of MIN-UNCUT.

Let us prove that the value of the maximum flow in G' is also an upper bound. By Menger's theorem, the value of the maximum flow in G' is the cardinality of the minimum edge cut separating sources and sinks. Let E^* be the minimum edge cut and let G_1 and G_2 be the correspondent disconnected subgraphs of G' ; see Fig. 12. Notice that G_1 is a bipartite graph since $H \cap G_1$ is bipartite; vertex b_1 is only connected to vertices of H_1 and vertex t_2 is only connected to vertices of H_2 . Therefore, there is a 2-partition of vertices of G_1 such that b_1 and t_2 belong to different partitions; let us denote the partitions V_b^1 and V_t^1 . Similarly, there is a 2-partition of G_2 into V_b^2 and V_t^2 with $b_2 \in V_b^2$ and $t_1 \in V_t^2$. We combine these partitions so that $S_b = \{b\} \cup (V_b^1 \cup V_b^2) \setminus \{b_1, b_2\}$ and $S_t = \{t\} \cup (V_t^1 \cup V_t^2) \setminus \{t_1, t_2\}$. Note that S_b and S_t are the required partitions of vertices of G for MIN-UNCUT, and the set of uncut edges is E^* , which completes the proof of the theorem. \square

As a direct corollary, we get a polynomial-time algorithm for PROPER-MLCM-P on caterpillars. For which underlying networks can the algorithm be applied? Let $(G = (V, E), L)$ be an instance of PROPER-MLCM-P. We say that the lines L have **consistent** directions on G if the lines can be directed so that for each edge $e \in E$ all lines L_e have the same direction. If the underlying graph is a path then we can consistently direct the lines from left to right. Similarly, consistent line directions exist for “left-to-right” [5,2] and “upward” [9] trees, that is, trees for which there is an embedding with all lines being monotone in some direction. It is easy to test whether there are consistent line directions by giving an arbitrary direction to some first line, and then applying the same direction on all lines sharing edges with the first line until all lines have directions or an inconsistency is found. Hence, we get the following result.

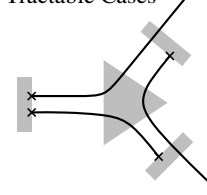


Fig. 13. Example without consistent line directions.

Theorem 7. PROPER-MLCM-P can be solved in polynomial time for instances (G, L) admitting consistent line directions.

Proof. Given consistent line directions, we assign top/bottom sides of each port as follows. Consider a port of $u \in V$ corresponding to $(u, v) \in E$. Let $\pi_{uv} = (l_1 \dots l_p \dots l_q \dots l_{|L_{uv}|})$, where u is a terminal for the lines $l_1, \dots, l_p, l_q, \dots, l_{|L_{uv}|}$ and u is an intermediate station for the lines l_{p+1}, \dots, l_{q-1} . We assume that the lines l_1, \dots, l_p terminate at the top side of the port if the lines L_{uv} are directed from u to v ; otherwise, l_1, \dots, l_p terminate at the bottom side of the port.

Let us consider a pair of lines l, l' having a common subpath P starting at u and ending at v . It is easy to see that for the terminal ports of u and v their top sides are located on the same side of P . Hence, in our 2SAT model, we have only crossing formulas of type $(l_u \vee l'_v) \wedge (\neg l_u \vee \neg l'_v)$ (apart from clauses consisting of a single variable). Therefore, the graph G_{ab} contains an edge (l_u, l'_v) for the pair of lines.

Let us show that G_{ab} is almost bipartite. To this end, we prove that there is no odd cycle containing only vertices l_u for $u \in V, l \in L$. Suppose there is such a cycle C . Let l_u^1, l_v^2 be the first two lines in the cycle; a common subpath P of l_u^1 and l_v^2 starts at u and ends at v . We may assume without loss of generality that the lines are directed from u to v . Consider the port at u corresponding to the first edge (u, u_1) of P . Observe that the direction of the lines is “aligned” with the port; that is, the lines are directed from u to u_1 . Now consider the port at v corresponding to the last edge (v, v_1) of P . The direction of the lines is “opposite” to the port; that is, the lines directed from v_1 to v . It is easy to see that for the next line l_w^3 in the cycle C the direction of the lines is again “aligned” with the corresponding port of w . Moreover, for every line l^{2k+1} the corresponding port is “aligned” with the direction of lines, and for every l^{2k} the direction of lines is “opposite” to the port. Hence, there cannot exist an odd cycle C . \square

Note that there are examples of trees without consistent line directions; see Fig. 13.

5 Practical Questions on MLCM

Not every real-world transportation network meet the requirements implied by our model. For example, a graph introduced in Section 4 is not necessarily almost bipartite or some lines may be subpaths of another lines. At the same time, lines are not necessarily simple paths as many metro maps have circular or tree-like lines. Thus, the existing algorithms cannot be applied. We propose two directions to for future work.

1. In many metro networks, there are just few lines violating the required properties. We suggest to first create an instance with the desired properties by deleting few (parts of) lines. Then, after applying our algorithm, the deleted parts can be reinserted with as few crossings as possible. As we show in Lemma 3, a line can be inserted into an existing order with the smallest number of introduced crossings. A number of possible questions/extensions is possible in the direction. For example, how to find the “best” set of edges to remove? An algorithm for insertion several lines optimally is also needed.
2. Although both MLCM and MLCM variants are NP-hard, there is a hope to construct fixed-parameter tractable algorithms (in addition to the one presented in Section 3), which are able to produce exact solutions for real-world instances. As pointed out in [14], the maximal number of parallel metro lines per edge is reasonably small in practice. Hence, one could try to design a fixed-parameter tractable algorithm for the metro-line crossing minimization problem with respect to the parameter. We develop such an algorithm for the case when an underlying network is a caterpillar, see Theorem 8. Designing an algorithm for general graphs is an interesting open problem.

We also observe that so far, the focus has been on the number of crossings and not on their visualization, although two line orders with the same crossing number may look quite differently [9]. Therefore, an important practical problem is the visual representation of computed line crossings. In our opinion, crossings of lines should preferably be close to the end of their common subpath as this makes it easier to recognize that the lines do cross. It is not always possible to find an optimal solution in which every pair of lines cross at the end of their common subpath, see [15]. Is there a compromised solution with a small number of crossings and reasonable distribution of crossings? For making a metro line easy to follow the important criterion is the number of its bends. Hence, an interesting question is how to sort metro lines using the minimum total number of bends.

5.1 Fixed-Parameter Tractability of MLCM/MLCM-P on Paths

Let k be the maximum number of lines per edge.

Theorem 8. *An optimal order of lines for MLCM/MLCM-P can be computed in time $O((k!)^2|V|)$ if the underlying network is a caterpillar.*

Proof. Let $P = v_1v_2 \dots v_n$ be a path with $n = |V|$ vertices. Denote $cr_{v_i v_{i+1}}(\pi)$ to be the minimum number of line crossings on the subpath $v_1 \dots v_i$ so that lines $L_{v_i v_{i+1}}$ form

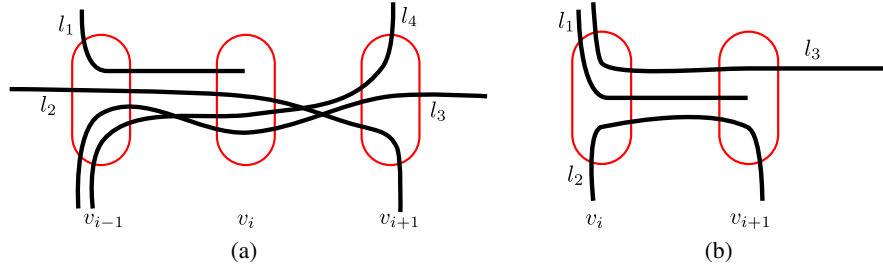


Fig. 14. (a) Solving MLCM/MLCM-P on a path. The order of paths $L_{v_{i-1}v_i}$ on the right port of v_{i-1} is (l_1, l_2, l_3, l_4) , and on the left port of v_i is (l_1, l_2, l_4, l_3) . (b) The permutation (l_3, l_1, l_2) is valid on the right port of v_i for both MLCM and MLCM-P. The permutation (l_3, l_1, l_2) on the left port of v_{i+1} is valid for MLCM but not for MLCM-P since line l_1 has to terminate topmost or bottommost at v_{i+1} .

a permutation π on the right port of vertex v_i ; see Fig. 14(a). Symmetrically, denote $cr_{v_{i+1}v_i}(\pi)$ to be the minimum number of line crossings on the subpath $v_1 \dots v_{i+1}$ so that lines $L_{v_i v_{i+1}}$ form a permutation π on the left port of vertex v_{i+1} . Also denote $cr_{v_i}(\pi)$ to be the minimum number of line crossings on the subpath $v_1 \dots v_i$ so that lines $L_{v_{i-1}v_i} \cap L_{v_i v_{i+1}}$ form a permutation π on the left port of v_i . Since vertex crossings are not allowed in our model, $cr_{v_i}(\pi)$ also corresponds to the optimal order on the right port of v_i . If the problem being considered is MLCM then we call an order of lines π is **valid** on the left (right) port of vertex v_i if (i) the order does not induce vertex crossings at v_i . If we consider MLCM-P then the order π is **valid** if (i) holds and (ii) the line start/end at the bottommost or topmost position of their terminals; see Fig. 14(b). Notice that the algorithms for MLCM and MLCM-P differ only in the definition of a valid permutation.

We compute values $cr(\pi)$ using dynamic programming by iterating over P from v_1 to v_n . Clearly, $cr_{v_1}(\pi) = 0$ for the only “empty” permutation $\pi = ()$ since no lines passes through vertex v_1 . Let us describe how to compute intermediate values of cr .

- Let (v_i, v_{i+1}) be the current edge. We show how to compute $cr_{v_i v_{i+1}}$ from cr_{v_i} . For a valid permutation π on the right port of v_i , we set $cr_{v_i v_{i+1}}(\pi) = cr_{v_i}(\sigma)$, where σ is a subpermutation of π comprised of the lines $L_{v_{i-1}v_i} \cap L_{v_i v_{i+1}}$. The step requires $O(k!)$ time.
- Let (v_i, v_{i+1}) be the current edge. We show how to compute $cr_{v_{i+1}v_i}$ from $cr_{v_i v_{i+1}}$. It is easy to see that if lines form a permutation π on the right port of v_i and a permutation π' on the left port of v_{i+1} then the number of crossings they make is exactly the number of inversions between π and π' , that is, the number of pair a, b with $\pi = (\dots a \dots b \dots)$ and $\pi' = (\dots b \dots a \dots)$. Let $inv(\pi, \pi')$ be a number of inversions between π and π' . Then $cr_{v_{i+1}v_i}(\pi) = \min_{\pi'} (cr_{v_i v_{i+1}}(\pi') + inv(\pi, \pi'))$, where π is a valid permutation of lines $L_{v_i v_{i+1}}$ on the left port of v_{i+1} ; the minimum is taken over all valid permutations π' of $L_{v_i v_{i+1}}$ on the right port of v_i . The step requires $O((k!)^2)$ time.
- Let (v_i, v_{i+1}) be the current edge. We show how to compute $cr_{v_{i+1}}$ from $cr_{v_{i+1}v_i}$.

For all permutations π of lines $L_{v_{i-1}v_i} \cap L_{v_i v_{i+1}}$, let $cr_{v_{i+1}}(\pi) = \min_{\sigma} cr_{v_{i+1}v_i}(\sigma)$, where the minimum is taken over all valid permutations σ on the left port of v_{i+1} so that π is a subpermutation of σ . The step can be done in $O(k!)$ time since the number of different permutations σ is at most $k!$

It is easy to see that the minimum number of crossings for the MLCM and MLCM-P problems is $cr_{v_n}(\pi)$ for the “empty” permutation $\pi = ()$. \square

5.2 Optimal Insertion of a Line into an Existing Solution

In this section, we explore a simple heuristic for computing line orders. The heuristic works iteratively by inserting lines into an existing order. Let $l_1, \dots, l_{|L|}$ be the input lines. The heuristic makes $|L|$ iteration, and on the iteration i line l_i is inserted into the corresponding line orders. It turns out that every line can be inserted optimally; that is, we can minimize $cr_i - cr_{i-1}$ for $1 < i \leq |L|$, where cr_i is the number of crossings in a solution with lines l_1, \dots, l_i . Notice that the insertion algorithm works for both MLCM and MLCM-P models.

Lemma 3. *Let $G = (V, E)$ be an embedded graph, L be a set of lines on G , and let π_{uv} be a fixed order of the lines for all $u \in V$ and $(u, v) \in E$. There is a polynomial-time algorithm for insertion a line l into the existing order so that the number of newly introduced crossings is minimized.*

Proof. Let $l = v_1 v_2 \dots v_k$ with $v_i \in V$. Create a graph $H = (U, W)$ in which a vertex is a “gap” between lines in every port traversed by l , and an edge is a “valid” route for l . Formally, for every v_i , $1 \leq i < k$ create $|\pi_{v_i v_{i+1}}| + 1$ vertices referred to as $V_i^r \subset U$; similarly, for every v_i , $1 < i \leq k$ create $|\pi_{v_i v_{i-1}}| + 1$ vertices referred to as $V_i^l \subset U$ (here, $|\pi_{v_i v_{i+1}}|$ is the number of lines in the sequence $\pi_{v_i v_{i+1}}$). An edge (u_1, u_2) is added to W if (i) $u_1 \in V_i^r, u_2 \in V_{i+1}^l$ or $u_1 \in V_i^l, u_2 \in V_i^r$, and (ii) the line l passing through u_1 and u_2 does not violate requirements of the model. For the condition (ii) we check whether l introduces vertex crossings (for both variants MLCM and MLCM-P) and the periphery condition is satisfied (only for MLCM-P). Then assign weights for the edges of H as the number of newly added crossings with the line l ; see Fig. 15.

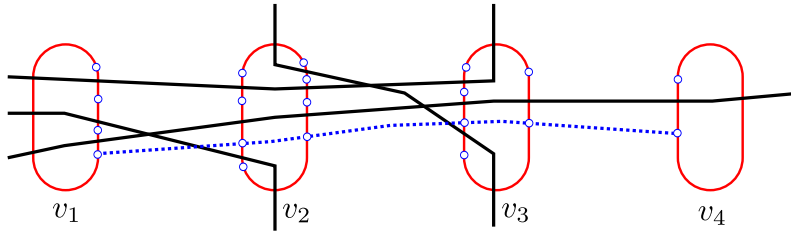


Fig. 15. Insertion of a line $l = v_1 v_2 v_3 v_4$ (blue) into an existing order in the MLCM-P model. Vertices of the graph H are shown as blue circles.

It is easy to see that an insertion of the line l into the existing line orders corresponds to a path on the graph H . Hence, in order to optimally insert l we find a shortest path on H connecting a vertex from V_1^r (terminal port of l at v_1) to a vertex from V_k^l (terminal port of l at v_k). Again, a source and a destination for the shortest path should be chosen so that the condition (ii) is satisfied. The vertices of the shortest path correspond to the desired positions of l in the existing line orders. \square

6 Conclusion and Open Problems

We proved that MLCM is NP-hard and presented an $O(\sqrt{\log |L|})$ -approximation algorithm for MLCM-P, as well as an exact $O(|L|^3)$ -time algorithm for PROPER-MLCM-P on instances with consistent line directions. We also suggested polynomial-time algorithms for crossing-free solutions for MLCM and MLCM-P. From a theoretical point of view, there are still many interesting open problems:

1. Can we derive an approximation algorithm for MLCM?
2. Is there a constant-factor approximation algorithm for MLCM-P?
3. What is the complexity status of PROPER-MLCM/PROPER-MLCM-P in general?

On the practical side, the visualization of the computed line crossings is a possible future direction. So far, the focus has been on the number of crossings, although two line orders with the same crossing number may look quite differently [9]. The question on how to visualize the crossings is especially important for curvy metro maps [8]. For example, a metro line is easy to follow if it has few bends. Hence, an interesting question is how to visualize metro lines using the minimum total number of bends.

Acknowledgments. We thank Martin Nöllenburg, Jan-Henrik Haunert, Joachim Spoerhase, Lukas Barth, Stephen Kobourov, and Sankar Veeramoni for discussions about variants of the metro-line crossing minimization problem. We are especially grateful to Alexander Wolff for help with the paper.

References

1. A. Agarwal, M. Charikar, K. Makarychev, and Y. Makarychev. $O(\sqrt{\log n})$ approximation algorithms for min UnCut, min 2CNF deletion, and directed cut problems. In *Proceedings of the thirty-seventh annual ACM symposium on Theory of computing*, pages 573–581, 2005.
2. E. N. Argyriou, M. A. Bekos, M. Kaufmann, and A. Symvonis. On metro-line crossing minimization. *J. Graph Algorithms Appl.*, 14(1):75–96, 2010.
3. M. Asquith, J. Gudmundsson, and D. Merrick. An ILP for the metro-line crossing problem. In *Proc. of the 14th Symp. on Computing: the Australasian Theory*, pages 49–56, 2008.
4. F. Barahona. On some weakly bipartite graphs. *Oper. Research Lett.*, 2(5):239–242, 1983.
5. M. A. Bekos, M. Kaufmann, K. Potika, and A. Symvonis. Line crossing minimization on metro maps. In S.-H. Hong, T. Nishizeki, and W. Quan, editors, *Graph Drawing*, volume 4875 of *Lecture Notes in Computer Science*, pages 231–242. Springer Berlin Heidelberg, 2008.
6. M. Benkert, M. Nöllenburg, T. Uno, and A. Wolff. Minimizing intra-edge crossings in wiring diagrams and public transport maps. In *Graph Drawing*, pages 270–281, 2007.

7. H.-F. S. Chen and D. T. Lee. On crossing minimization problem. *IEEE Transactions on Computer-aided Design of Integrated Circuits and Systems*, 17:406–418, 1998.
8. M. Fink, H. Haverkort, M. Nöllenburg, M. Roberts, J. Schuhmann, and A. Wolff. Drawing metro maps using Bézier curves. In W. Didimo and M. Patrignani, editors, *Graph Drawing*, volume 7704 of *Lecture Notes in Computer Science*, pages 463–474. Springer Berlin Heidelberg, 2013.
9. M. Fink and S. Pupyrev. Ordering metro lines by block crossings. In K. Chatterjee and J. Sgall, editors, *Mathematical Foundations of Computer Science*, Lecture Notes in Computer Science. Springer Berlin Heidelberg, 2013. To appear.
10. P. Groeneveld. Wire ordering for detailed routing. *IEEE Des. Test*, 6:6–17, 1989.
11. M. Grötschel and W. Pulleyblank. Weakly bipartite graphs and the Max-Cut problem. *Operations Research Letters*, 1(1):23–27, 1981.
12. M. Marek-Sadowska and M. Sarrafzadeh. The crossing distribution problem [IC layout]. *IEEE Trans. on CAD of Integrated Circuits and Systems*, 14(4):423–433, 1995.
13. M. Nöllenburg. An improved algorithm for the metro-line crossing minimization problem. In *Graph Drawing*, pages 381–392, 2009.
14. M. Nöllenburg. *Network Visualization: Algorithms, Applications, and Complexity*. PhD thesis, Fakultät für Informatik, Universität Karlsruhe (TH), 2009.
15. S. Pupyrev, L. Nachmanson, S. Bereg, and A. E. Holroyd. Edge routing with ordered bundles. In *Graph Drawing*, pages 136–147, 2011.
16. I. Razgon and B. O’Sullivan. Almost 2-SAT is fixed-parameter tractable. *Journal of Computer and System Sciences*, 75(8):435–450, 2009.