

Collaborative 20 Questions for Target Localization

Theodoros Tsiligkaridis *, *Student Member, IEEE*, Brian M. Sadler, *Fellow, IEEE*, Alfred O. Hero III, *Fellow, IEEE*

Abstract

We consider the problem of 20 questions with noise for multiple players under the minimum entropy criterion [1] in the setting of stochastic search, with application to target localization. Each player yields a noisy response to a binary query governed by a certain error probability. First, we propose a sequential policy for constructing questions that queries each player in sequence and refines the posterior of the target location. Second, we consider a joint policy that asks all players questions in parallel at each time instant and characterize the structure of the optimal policy for constructing the sequence of questions. This generalizes the single player probabilistic bisection method [1], [2] for stochastic search problems. Third, we prove an equivalence between the two schemes showing that, despite the fact that the sequential scheme has access to a more refined filtration, the joint scheme performs just as well on average. Fourth, we establish convergence rates of the mean-square error (MSE) and derive error exponents. Lastly, we obtain an extension to the case of unknown error probabilities. This framework provides a mathematical model for incorporating a human in the loop for active machine learning systems.

Index Terms

Optimal query selection, human-aided decision making, human-machine interaction, target localization, convergence rate, minimum entropy.

The research reported in this paper was supported in part by ARO grant W911NF-11-1-0391. Preliminary results in this paper have appeared at the 2013 IEEE International Conference on Acoustics, Speech and Signal Processing and will appear later this year at the 2013 IEEE GlobalSIP - Symposium on Controlled Sensing For Inference: Applications, Theory and Algorithms.

T. Tsiligkaridis and A. O. Hero are with the Department of Electrical Engineering and Computer Science, University of Michigan, Ann Arbor, MI 48109 USA (email: ttsili@umich.edu, hero@umich.edu).

B. M. Sadler is with the US Army Research Laboratory, Adelphi, MD 20783 USA (email: brian.m.sadler6.civ@mail.mil).

I. INTRODUCTION

What is the intrinsic value of adding a human-in-the-loop to an autonomous learning machine, e.g., an automated target recognition (ATR) sensor? In the ATR setting the answer to this question could provide insight into human-aided autonomous sensing for estimating an unknown target location or identifying a target. A simple model for such a human-in-the-loop system is a collaborative multi-player 20 questions game: the human is repeatedly queried about target location in order to improve ATR performance. This paper proposes such a 20 questions framework for studying the value of including a human-in-the-loop and for optimizing the sequence of queries.

Motivated by the approach of Jedynek et al [1], which was restricted to the single player case, we model the human-machine interaction as a noisy collaborative 20 questions game. In this framework a controller sequentially selects a set of questions about target location and uses the noisy responses of the human and the machine to formulate the next pair of questions. The query response models for the human and the machine are different, but complementary. While the machine's accuracy is constant over time, the accuracy of the human degrades over time, reflecting the human's decreased ability to resolve questions about the target location near the end of the game.

As in Jamieson et al [3], we use a simple noisy query-response model with different reliability functions for the machine and the human (called derivative-free optimizers (DFO) in [3]). Under this model we specify the optimal query policy, establish an equivalence theorem, and obtain MSE bounds and convergence rates. Our model predicts that the value of including the human-in-the-loop, as measured by the human gain ratio (HGR), defined as a ratio of MSE's. The HGR initially increases when localization errors are large, and then slowly decreases over time as the location errors go below the human's fine resolution capability.

The paper by Jedynek et al. [1] formulates the single player 20 questions problem as follows. A controller queries a noisy oracle about whether or not a target X^* lies in a set $A_n \subset \mathbb{R}^d$. Starting with a prior distribution on the target's location $p_0(\cdot)$, the objective in [1] is to minimize the expected entropy of the posterior distribution:

$$\inf_{\pi} \mathbb{E}^{\pi} [H(p_N)] \quad (1)$$

where $\pi = (\pi_0, \pi_1, \dots)$ denotes the controller's query policy and the entropy is the standard differential entropy [4]:

$$H(p) = - \int_{\mathcal{X}} p(x) \log p(x) dx.$$

The posterior median of p_N is used to estimate the target location after N questions. Jedynak [1] shows the bisection policy is optimal under the minimum entropy criterion. To be concrete, in Thm. 2 of [1], optimal policies are characterized by:

$$P_n(A_n) := \int_{A_n} p_n(x) dx = u^* \in \arg \max_{u \in [0,1]} \phi(u) \quad (2)$$

where

$$\phi(u) = H(f_1 u + (1-u)f_0) - uH(f_1) - (1-u)H(f_0)$$

is nonnegative. The densities f_0 and f_1 correspond to the noisy channel :

$$\mathbb{P}(Y_{n+1} = y | Z_n = z) = f_0(y)I(z = 0) + f_1(y)I(z = 1)$$

where $Z_n = I(X^* \in A_n) \in \{0, 1\}$ is the channel input. While the framework applies to both continuous and discrete random variables y , in [1] the focus was on the binary case-i.e., $y \in \{0, 1\}$. The noisy channel models the conditional probability of the response to each question being correct. For the special case of a binary symmetric channel (BSC), $u^* = 1/2$ and the probabilistic bisection policy [1], [2] becomes an optimal policy.

In this paper, we derive optimality conditions for optimal query strategies in the collaborative multi-player case. We propose a sequential bisection policy for which each player responds to a single question about the location of the target, and a joint policy where all players are asked questions simultaneously. We show that even when the collaborative players act independently, jointly optimal policies require overlapping non-identical queries. We prove that the maximum entropy reduction for the sequential bisection scheme is the same as that of the jointly optimal scheme, and is given by the sum of the capacities of all the players' channels. This is important since, while the jointly optimal scheme might be hard to implement as the number of players and dimensions increase, the sequential scheme only requires a sequence of bisections followed by intermediate posterior updates. Thus, by implementing the sequential policy, complexity is transferred from the controller to the posterior updates. Despite the fact that the optimal sequential policy has access to a more refined filtration, it achieves the same average performance as the optimal joint policy.

We extend this equivalence to the setting where the error channels associated with the players are unknown. In this case, we show that the entropy loss at each iteration is no longer constant; it is time-varying and equals the conditional expectation of the sum of the capacities of the players' channels with

The function $I(A)$ is the indicator function throughout the paper-i.e., $I(A) = 1$ if A is true and zero otherwise.

respect to the filtration up to the current time. In addition, we show that even for one-dimensional targets, the optimal policy for the unknown channel case is not equivalent to the probabilistic bisection policy.

The work by Castro and Nowak [2], [5] provides upper bounds on the MSE of the posterior mean of the target for the single player case. We extend their MSE bounds to the multiplayer case and provide new lower bounds on MSE by linking the information theoretic analysis to convergence rates. The combination of the upper and lower bounds sandwiches the MSE between two exponentially decaying functions of the number of plays in the 20 questions game.

Our 20 questions framework differs from other binary forced choice problems that have appeared in the literature. This includes educational testing, e.g., using dynamic item response models [6], and active learning, e.g., using paired comparisons for ranking two objects [7]. Like the 20 questions framework, in [6], [7], a sequence of binary questions is formulated by a controller. However, the 20 questions problem considered in this paper is quite different. The goals are not the same: in contrast with sequential testing considered in [6], [7], here as in [1] we consider sequential estimation of a continuous valued target state. Furthermore, in [6], [7] the queries are posed to a single player whereas we consider multiple players who cooperate to achieve the goal.

A. Outline

The outline of this paper is as follows. Section II introduces the notation and collaborative player setup. This introduces the sequential bisection policy and the joint policy, and establishes that the respective optimal policies attain identical performance. Section III derives upper and lower bounds on the MSE and Section IV develops similar bounds for a human error model. Section V extends the analysis to the case that the error probabilities are not known. The theory is illustrated by simulation in Section VI followed by our conclusions in Section VII.

II. NOISY 20 QUESTIONS WITH COLLABORATIVE PLAYERS: KNOWN ERROR PROBABILITY

Assume that there is a target with unknown state $X^* \in \mathcal{X} \subset \mathbb{R}^d$. We focus on the case where the target state is spatial location, i.e., in $d = 2$ or 3 dimensions. However, our results are applicable to higher dimensions also, e.g., where X^* is a kinematic state or some other multi-dimensional target feature. Starting with a prior distribution $p_0(x)$ on X^* , the aim is to find an optimal policy for querying a machine (hereafter referred to as player 1) about the target state, with the additional help of humans. The policy's objective is to minimize the expected Shannon entropy of the posterior density $p_n(x)$ of the target location after n questions.

There are M collaborating players that can be asked questions at each time instant n . The objective of the players is to come up with the correct answer to a kind of 20 questions game. Next, we introduce two types of query design strategies. The first is a sequential strategy where the controller formulates and asks questions to each player in sequence. The second is a batch strategy where the questions are formulated and directed to all players simultaneously. For fixed n both strategies ask the same number of questions. However, the sequential strategy has the advantage of being able to use the answer of the previous player to better formulate a question to the next one. Below we show that, despite this advantage, the average entropy reduction performances of these two strategies are identical.

A. Sequential Query Design

The sequential strategy is the following coordinate-by-coordinate design: ask an optimal query to the first player, then update the posterior density and ask an optimal query to the second player, and so on (see Fig. 1). In [1], the optimal query policy for the case of a single player ($M=1$) was shown to be a bisection rule.

For each time epoch, indexed by n and called a cycle, the controller formulates and asks the M players questions $A_{n_t} = A_{n,t}$, $t = 0, \dots, M-1$. We denote by $n_t = (n, t)$ the times at which the queries are asked.

Let the m th player's query at time $n_t = n_{m-1}$ be “does X^* lie in the region $A_{n_t} \subset \mathbb{R}^d$?”. We denote the truth state of the query as the binary variable $Z_{n_t} = I(X^* \in A_{n_t}) \in \{0, 1\}$ and the noisy binary response of the m th player is $Y_{n_{t+1}} \in \{0, 1\}$.

The query region A_{n_t} chosen at time n_t depends on the information available at that time. More formally, define the multi-index (n, t) where $n = 0, 1, \dots$ indexes over cycles and $t = 0, \dots, M-1$ indexes within cycles. Define the nested sequence of sigma-algebras $\mathcal{G}_{n,t}$, $\mathcal{G}_{n,t} \subset \mathcal{G}_{n+i,t+j}$, for all $i \geq 0$ and $j \in \{0, \dots, M-1-t\}$, generated by the sequence of queries and the players' responses. The filtration $\mathcal{G}_{n,t}$ carries all the information accumulated by the controller from time $(0, 0)$ to time (n, t) . The queries $\{A_{n,t}\}$ formulated by the controller are measurable with respect to this filtration.

B. Joint Query Design

Let the m th player's query at time n be “does X^* lie in the region $A_n^{(m)} \subset \mathbb{R}^d$?”. We denote this query as the binary variable $Z_n^{(m)} = I(X^* \in A_n^{(m)}) \in \{0, 1\}$ to which the player yields provides a possibly incorrect (i.e., noisy) binary response $Y_{n+1}^{(m)} \in \{0, 1\}$. We consider a similar setting as in [1], which applied to the $M = 1$ player case, but now we have a joint controller that chooses a batch of M

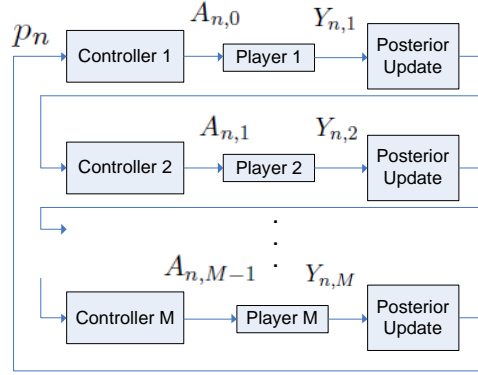


Fig. 1. Controllers sequentially ask questions to M collaborative players about the location X^* of an unknown target. At time n , the first controller chooses the query $I(X^* \in A_{n,0})$ based on the posterior p_n . Then, player 1 yields the noisy response $Y_{n,1}$ that is used to update the posterior, and the second controller chooses the next query $I(X^* \in A_{n,1})$ for player 2 based on the updated posterior, etc.

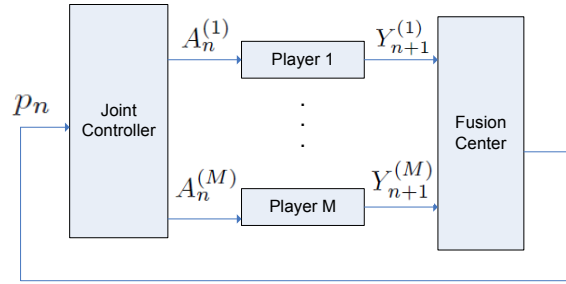


Fig. 2. A controller asks a batch questions of M collaborative players about the location X^* of an unknown target. At time n , the controller chooses the queries $I(X^* \in A_n^{(m)})$ based on the posterior p_n . Then, the M players yield noisy responses $Y_{n+1}^{(m)}$ that are fed into the fusion center, where the posterior is updated and fed back to the controller at the next time instant $n + 1$.

queries $\{A_n^{(m)}\}_{m=1}^M$ that are addressed to each of the M players at time n . A block diagram is shown in Fig. 2.

As in the sequential query design, the joint queries are selected based on the accumulated information available to the controller. However, since the full batch of joint queries are determined at the beginning of the n -th cycle, the joint controller only has access to a coarser filtration $\mathcal{F}_n, \mathcal{F}_{n-1} \subset \mathcal{F}_n$, as compared with the filtration $\mathcal{G}_{n,t}$ of the sequential controller.

C. Definitions & Assumptions

Define the M -tuples $\mathbf{Y}_{n+1} = (Y_{n+1}^{(1)}, \dots, Y_{n+1}^{(M)})$ and $\mathbf{A}_n = \{A_n^{(1)}, \dots, A_n^{(M)}\}$.

Assumption 1. (*Conditional Independence*) We assume that the players' responses are conditionally independent. In particular, for the joint controller,

$$\begin{aligned} & \mathbb{P}(\mathbf{Y}_{n+1} = \mathbf{y} | \mathbf{A}_n, X^* = x, \mathcal{F}_n) \\ &= \prod_{m=1}^M \mathbb{P}(Y_{n+1}^{(m)} = y^{(m)} | A_n^{(m)}, X^* = x, \mathcal{F}_n) \end{aligned} \quad (3)$$

where

$$\begin{aligned} & \mathbb{P}(Y_{n+1}^{(m)} = y^{(m)} | A_n^{(m)}, X^* = x, \mathcal{F}_n) \\ &= \begin{cases} f_1^{(m)}(y^{(m)} | A_n^{(m)}, \mathcal{F}_n), & x \in A_n^{(m)} \\ f_0^{(m)}(y^{(m)} | A_n^{(m)}, \mathcal{F}_n), & x \notin A_n^{(m)} \end{cases}. \end{aligned} \quad (4)$$

Similar relations hold for the sequential controller under the conditional independence assumption: in (3) and (4) simply change the subscripts n and $n+1$ to n_t and n_{t+1} , respectively, and replace the filtration \mathcal{F}_n by \mathcal{G}_{n_t} .

Assumption 2. (*Memoryless Binary Symmetric Channels*) We model the players' responses as independent (memoryless) binary symmetric channels (BSC) [4] with crossover probabilities $\epsilon_m \in (0, 1/2)$. In particular, for the joint query strategy, the conditional probability mass function $f_j^{(m)} = \mathbb{P}(Y_n^{(m)} = j | A_n^{(m)}, \mathcal{F}_n)$ of the response of the M -th player is:

$$\begin{aligned} & f_j^{(m)}(y^{(m)} | A_n^{(m)}, \mathcal{F}_n) = f_j^{(m)}(y^{(m)}) \\ &= \begin{cases} 1 - \epsilon_m, & y^{(m)} = j \\ \epsilon_m, & y^{(m)} \neq j \end{cases} \end{aligned}$$

where $m = 1, \dots, M, j = 0, 1$. A similar relation holds for the sequential query strategy: replace n by n_t and \mathcal{F}_n by \mathcal{G}_{n_t} .

Define the set of dyadic partitions of \mathbb{R}^d , induced by the queries $\{A^{(m)}\}_m$:

$$\gamma(A^{(1)}, \dots, A^{(M)}) = \left\{ \bigcap_{m=1}^M (A^{(m)})^{i_m} : i_m \in \{0, 1\} \right\} \quad (5)$$

where $(A)^0 := A^c$ and $(A)^1 := A$. The cardinality of this set of subsets is 2^M and each of these subsets partition \mathbb{R}^d . The objective is to localize the target within a subset $A^{(m)}$.

Define the density parameterized by $\mathbf{A}_n, p_n, i_1, \dots, i_M$, for the joint query strategy:

$$g_{i_1:i_M}(y^{(1)}, \dots, y^{(M)} | \mathbf{A}_n, \mathcal{F}_n) := \prod_{m=1}^M f_{i_m}^{(m)}(y^{(m)} | A_n^{(m)}, \mathcal{F}_n)$$

where $i_j \in \{0, 1\}$.

D. Equivalence Theorems

We first establish the structure of the optimal joint policy.

Theorem 1. (*Joint Optimality Conditions, Known Error Probabilities*) Under Assumption 1, an optimal joint policy that minimizes the Shannon entropy of the posterior distribution p_n achieves the following entropy loss:

$$\begin{aligned} G^* &= \sup_{A^{(1)}, \dots, A^{(M)}} \left\{ H \left(\sum_{i_1:i_M=0}^1 g_{i_1:i_M}(\cdot) P_n \left(\bigcap_{m=1}^M (A_n^{(m)})^{i_m} \right) \right) \right. \\ &\quad \left. - \sum_{i_1:i_M=0}^1 H(g_{i_1:i_M}(\cdot)) P_n \left(\bigcap_{m=1}^M (A_n^{(m)})^{i_m} \right) \right\}, \end{aligned} \quad (6)$$

where $H(f)$ is the Shannon entropy of the probability mass function f .

Proof: Using (3) and (4), we have:

$$\begin{aligned} &\mathbb{P}(\mathbf{Y}_{n+1} = \mathbf{y} | \mathbf{A}_n, X^* = x, \mathcal{F}_n) \\ &= \prod_{m=1}^M \left\{ f_1^{(m)}(y^{(m)} | A_n^{(m)}, \mathcal{F}_n) I(x \in A_n^{(m)}) \right. \\ &\quad \left. + f_0^{(m)}(y^{(m)} | A_n^{(m)}, \mathcal{F}_n) I(x \notin A_n^{(m)}) \right\} \\ &= \sum_{i_1:i_M=0}^1 g_{i_1:i_M}(\mathbf{y} | \mathbf{A}_n, \mathcal{F}_n) I \left(x \in \bigcap_{m=1}^M (A_n^{(m)})^{i_m} \right). \end{aligned} \quad (7)$$

By integrating over $x \in \mathcal{X}$, we have:

$$\begin{aligned} &\mathbb{P}(\mathbf{Y}_{n+1} = \mathbf{y} | \mathbf{A}_n, \mathcal{F}_n) = \mathbb{E}[\mathbb{P}(\mathbf{Y}_{n+1} = \mathbf{y} | \mathbf{A}_n, X^*, \mathcal{F}_n)] \\ &= \sum_{i_1:i_M=0}^1 g_{i_1:i_M}(\mathbf{y} | \mathbf{A}_n, \mathcal{F}_n) P_n \left(\bigcap_{m=1}^M (A_n^{(m)})^{i_m} \right). \end{aligned} \quad (8)$$

Similarly to the proof of Thm. 1 in [1], we have:

$$\begin{aligned} H(p_n) - \mathbb{E}[H(p_{n+1}) | \mathbf{A}_n, \mathcal{F}_n] &= I(X^*; \mathbf{Y}_{n+1} | \mathbf{A}_n, \mathcal{F}_n) \\ &= H(\mathbf{Y}_{n+1} | \mathbf{A}_n, \mathcal{F}_n) - \mathbb{E}[H(\mathbf{Y}_{n+1}) | X^*, \mathbf{A}_n, \mathcal{F}_n]. \end{aligned}$$

From (8), we have:

$$H(\mathbf{Y}_{n+1}|\mathbf{A}_n, \mathcal{F}_n) = H\left(\sum_{i_1:i_M=0}^1 g_{i_1:i_M}(\cdot) P_n\left(\bigcap_{m=1}^M (A_n^{(m)})^{i_m}\right)\right)$$

and using (7):

$$\begin{aligned} \mathbb{E}[H(\mathbf{Y}_{n+1})|X^*, \mathbf{A}_n, \mathcal{F}_n] &= \int_{\mathcal{X}} p_n(x) H(\mathbf{Y}_{n+1}|X^* = x, \mathbf{A}_n, \mathcal{F}_n) dx \\ &= \sum_{i_1:i_M=0}^1 H(g_{i_1:i_M}) P_n\left(\bigcap_{m=1}^M (A_n^{(m)})^{i_m}\right). \end{aligned}$$

Putting this together, and using a dynamic programming argument similar to Thm. 2 in [1], it follows that the optimal query satisfies (6). \blacksquare

Theorem 1 generalizes the bisection policy [1], [2] to multiple players. The fusion rule is a posterior update and by Bayes rule:

$$p_{n+1}(x) \propto \mathbb{P}(\mathbf{Y}_{n+1} = \mathbf{y}_{n+1} | \mathbf{A}_n, X^* = x, \mathcal{F}_n) \times p_n(x) \quad (9)$$

where $\mathbf{y}_{n+1} \in \{0, 1\}^M$ are the observations at time n . Next we establish that a greedy sequential query strategy achieves the same average entropy reduction as that of the optimal joint query strategy.

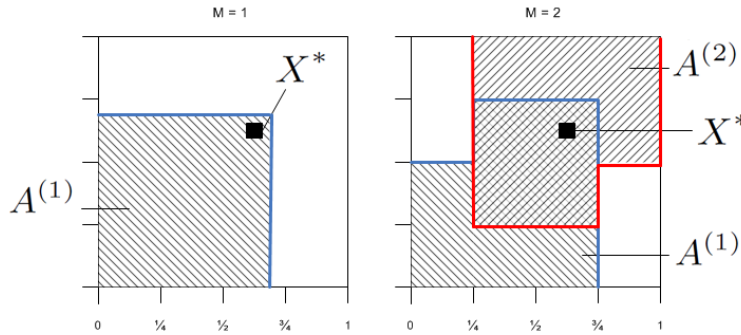


Fig. 3. Jointly optimal queries under uniform prior for two dimensional target search. The target X^* is indicated by a black square. The one-player bisection rule (left) satisfies the optimality condition (11) with optimal query $A^{(1)} = [0, \frac{1}{\sqrt{2}}] \times [0, \frac{1}{\sqrt{2}}]$. The two-player bisection rule (right) satisfies (11) with optimal queries $A^{(1)} = [0, \frac{3}{4}] \times [0, \frac{1}{2}] \cup [\frac{1}{4}, \frac{3}{4}] \times [\frac{1}{2}, \frac{3}{4}]$, $A^{(2)} = [\frac{1}{4}, 1] \times [\frac{1}{2}, 1] \cup [\frac{1}{4}, \frac{3}{4}] \times [\frac{1}{4}, \frac{1}{2}]$. We note that using the policy on the left, if player 1 responds that $X^* \in [0, \frac{1}{\sqrt{2}}] \times [0, \frac{1}{\sqrt{2}}]$, with high probability, then the posterior will concentrate on that region. When using the policy on the right, if player 1 and 2 respond that $X^* \in A^{(1)} \cap A^{(2)}$ with high probability, then the posterior will concentrate more on the intersection of the queries, thus better localizing the target as compared with the single player policy.

Theorem 2. (Equivalence, Known Error Probabilities) Under Assumptions 1 and 2:

- 1) The expected entropy loss under an optimal joint query design is the same as the greedy sequential query design. This loss is given by:

$$C = \sum_{m=1}^M C(\epsilon_m) = \sum_{m=1}^M (1 - h_b(\epsilon_m)) \quad (10)$$

where $h_b(\epsilon_m) = -\epsilon_m \log(\epsilon_m) - (1 - \epsilon_m) \log(1 - \epsilon_m)$ is the binary entropy function.

- 2) All jointly optimal control laws equalize the posterior probability over the dyadic partitions induced by $\mathbf{A}_n = \{A_n^{(1)}, \dots, A_n^{(M)}\}$:

$$P_n(R) = \int_R p_n(x) dx = 2^{-M}, \forall R \in \gamma(\mathbf{A}_n). \quad (11)$$

where the set $\gamma(\cdot)$ was defined in (5).

Proof: Let G_{seq} denote the maximum expected entropy loss after querying M players sequentially. The bisection policy yields an expected entropy loss of $C(\epsilon_m) = 1 - h_b(\epsilon_m)$ after querying the m th player [1]. Thus, $G_{seq} = \sum_{m=1}^M C(\epsilon_m)$. The expected entropy loss at sub-time instant n_t is $H(p_{n_t}) - \mathbb{E}[H(p_{n_{t+1}})|A_{n_t}, \mathcal{G}_{n_t}] = I(X^*; Y_{n_{t+1}}|A_{n_t}, \mathcal{G}_{n_t})$. To show this rigorously, observe:

$$\begin{aligned} G_{seq} &= \sup_{\{A_{n_t}\}_{t=0}^{M-1}} \mathbb{E}[H(p_{n_t}) - H(p_{n_{t+1}})|\mathcal{G}_n] \\ &= \sup_{\{A_{n_t}\}_{t=0}^{M-1}} \mathbb{E} \left[\sum_{t=0}^{M-1} H(p_{n_t}) - H(p_{n_{t+1}}) \middle| \mathcal{G}_n \right] \\ &= \sup_{\{A_{n_t}\}_{t=0}^{M-1}} \sum_{t=0}^{M-1} \mathbb{E} \left[\mathbb{E} \left[H(p_{n_t}) - H(p_{n_{t+1}}) \middle| A_{n_t}, \mathcal{G}_{n_t} \right] \middle| \mathcal{G}_n \right] \\ &= \sup_{\{A_{n_t}\}_{t=0}^{M-1}} \mathbb{E} \left[\sum_{t=0}^{M-1} I(X^*; Y_{n_{t+1}}|A_{n_t}, \mathcal{G}_{n_t}) \middle| \mathcal{G}_n \right] \\ &= \mathbb{E} \left[\sum_{t=0}^{M-1} \sup_{A_{n_t}} I(X^*; Y_{n_{t+1}}|A_{n_t}, \mathcal{G}_{n_t}) \middle| \mathcal{G}_n \right] \\ &= \mathbb{E} \left[\sum_{t=0}^{M-1} C(\epsilon_{t+1}) \middle| \mathcal{G}_n \right] = \sum_{m=1}^M C(\epsilon_m). \end{aligned}$$

To finish the proof, we show $G_{seq} = G^*$. The consequence $G_{seq} = G^*$ follows from the chain rule of conditional mutual information, but we show an argument based on convex optimization that characterizes

This is the capacity of the m th BSC [1], [4].

the jointly optimal policy as well. From Thm. 1,

$$\begin{aligned}
G^* &= \sup_{A^{(1)}, \dots, A^{(M)}} \left\{ H \left(\sum_{i_1:i_M=0}^1 g_{i_1:i_M}(\cdot) P_n \left(\prod_{m=1}^M (A_n^{(m)})^{i_m} \right) \right) \right. \\
&\quad \left. - \sum_{i_1:i_M=0}^1 H(g_{i_1:i_M}(\cdot)) P_n \left(\prod_{m=1}^M (A_n^{(m)})^{i_m} \right) \right\} \\
&= \sup_{\mathbf{p}} \left\{ H \left(\sum_{i_1:i_M=0}^1 g_{i_1:i_M}(\cdot) p_{i_1, \dots, i_M} \right) \right. \\
&\quad \left. - \sum_{i_1:i_M=0}^1 H(g_{i_1:i_M}(\cdot)) p_{i_1, \dots, i_M} : \mathbf{p} \succeq 0, 1^T \mathbf{p} = 1 \right\} \\
&= \sup_{\mathbf{p}} \{ H(\mathbf{p}^T \mathbf{g}) - \mathbf{p}^T H(\mathbf{g}) : \mathbf{p} \succeq 0, 1^T \mathbf{p} = 1 \} \\
&= G_{seq}
\end{aligned} \tag{12}$$

where the last equality follows by the symmetry of the BSC. The supremum in the strictly concave problem (12) is achieved by the uniform distribution. This is justified by noting that the second term is independent of \mathbf{p} since for $1^T \mathbf{p} = 1$:

$$\begin{aligned}
\mathbf{p}^T H(\mathbf{g}) &= \sum_{i_1:i_M=0}^1 H \left(\prod_{m=1}^M f_{i_m}^{(m)}(\cdot) \right) p_{i_1, \dots, i_M} \\
&= \sum_{i_1:i_M=0}^1 \sum_{m=1}^M H \left(f_{i_m}^{(m)}(\cdot) \right) p_{i_1, \dots, i_M} \\
&= \sum_{m=1}^M h_B(\epsilon_m) \cdot \sum_{i_1=0}^1 \cdots \sum_{i_M=0}^1 p_{i_1, \dots, i_M} \\
&= \sum_{m=1}^M h_B(\epsilon_m).
\end{aligned}$$

Thus, the supremum of (12) can be restricted to the first term which is achieved by $p_{i_1, \dots, i_M}^* = 2^{-M}$ since:

$$\begin{aligned}
H \left(\sum_{i_1:i_M=0}^1 g_{i_1:i_M}(\mathbf{y}) p_{i_1, \dots, i_M}^* \right) &= H \left(2^{-M} \sum_{i_1=0}^1 \cdots \sum_{i_M=0}^1 \prod_{m=1}^M (1 - \epsilon_m)^{I(y^{(m)}=i_m)} \epsilon_m^{1-I(y^{(m)}=i_m)} \right) \\
&= H(u(\cdot)) = \log_2(2^M) = M
\end{aligned}$$

where $u(\cdot)$ is the uniform distribution over $\{0, 1\}^M$. ■

Thm. 2 shows that the optimal joint policy can be determined and implemented using the simpler greedy sequential query design. Note that, despite the fact that all players are conditionally independent,

the joint policy does not decouple into separate single-player optimal policies. This is analogous to the non-separability of the optimal vector-quantizer in source coding even for independent sources [8]. In addition, the optimal queries must be overlapping-i.e., $\bigcap_{m=1}^M A_n^{(m)} \neq \emptyset$, but not identical. Finally, we remark that the optimal query \mathbf{A}_n is not unique, so it is possible that there exists an even simpler optimal control law than the sequential greedy policy.

1) *Equivalence: Intuition:* A simple intuitive way to see the equivalence property stated in Thm. 2 is through the chain rule of the mutual information. Consider the joint query strategy and its associated filtration \mathcal{F}_n . According to Theorem 1, the optimal policy is to choose the queries such that the conditional mutual information is maximized. The chain rule of conditional mutual information [4] implies:

$$I(X^*; \mathbf{Y}_{n+1} | \mathbf{A}_n, \mathcal{F}_n) = I(X^*; Y_{n+1}^{(1)} | A_n^{(1)}, \mathcal{F}_n) + \sum_{m=2}^M I(X^*; Y_{n+1}^{(m)} | A_n^{(m)}, \{A_n^{(k)}, Y_{n+1}^{(k)}\}_{k=1}^{m-1}, \mathcal{F}_n)$$

which relates the joint mutual information of the LHS (as in the joint scheme) to the mutual information of each player conditioned on the responses of the previous players (as in the sequential scheme). Letting $M = 2$ for concreteness, we observe:

$$\begin{aligned} I(X^*; Y_{n+1}^{(1)}, Y_{n+1}^{(2)} | A_n^{(1)}, A_n^{(2)}, \mathcal{F}_n) \\ = I(X^*; Y_{n+1}^{(2)} | Y_{n+1}^{(1)}, A_n^{(2)}, A_n^{(1)}, \mathcal{F}_n) + I(X^*; Y_{n+1}^{(1)} | A_n^{(1)}, \mathcal{F}_n) \end{aligned}$$

This relation implies that the mutual information between the target X^* and the response $Y_{n+1}^{(2)}$ of the second player depends on the response of the first player $Y_{n+1}^{(1)}$. It follows that the information available for query design $A_n^{(2)}$ for the second player is larger than the information available for query design $A_n^{(1)}$ for the first player.

2) *Equivalence: One-dimensional Example:* As a specific example, let us consider the one-dimensional case with $M = 2$ collaborating players. Consider the query design problem for this case. We assume that the prior density p_0 is uniform over the position of a target in one dimension, i.e., the target state is in the domain $\mathcal{X} = [0, 1]$. We define the queries as intervals-i.e., $A_n^{(1)} = [a, b]$ and $A_n^{(2)} = [c, d]$. The optimal policy (11) requires the queries to be overlapping thus we impose the constraints $a < c, c < b$ and $b < d$. Choosing $a = 1/8, b = 1/2 + 1/8, c = 1/2 - 1/8$ and $d = 1 - 1/8$, we observe that the optimality conditions in (11) are satisfied over the dyadic partition set $\gamma(\mathbf{A}_n) = \{A_n^{(1)} \cap A_n^{(2)}, A_n^{(1)} \cap \bar{A}_n^{(2)}, A_n^{(1)} \cap \bar{A}_n^{(2)}$ and $\bar{A}_n^{(1)} \cap \bar{A}_n^{(2)}\}$. Thus, this is a jointly optimal law and is illustrated graphically in Fig. 4 (a). We note that the region of uncertainty has size $1/4$ (region not covered by queries).

The sequential policy consists of a sequence of bisections. This policy is illustrated in Fig. 4 (b) and the region of uncertainty also has size $1/4$.

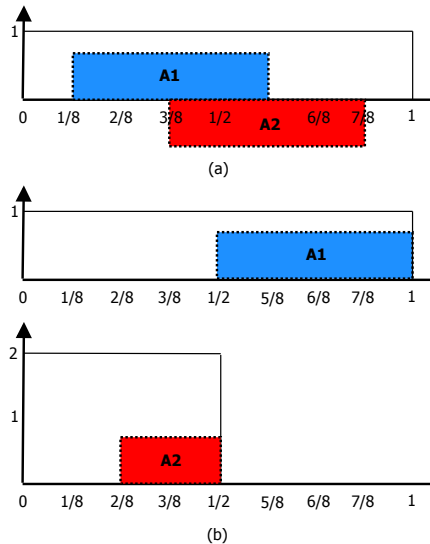


Fig. 4. Illustration of jointly optimal policy (a) and sequential policy (b) for one-dimensional target, uniformly distributed over $[0, 1]$, and two players. In each case the total length of the intervals not covered by the queries (uncertainty) is equal to $1/4$.

III. MEAN-SQUARE ERROR PERFORMANCE BOUNDS

In this section, we provide exponential lower and upper bounds on the MSE of the sequential Bayesian estimator.

A. Lower Bounds via Entropy Loss

Thm. 2 yields the value of the cooperative game in terms of expected entropy reduction, which is the sum of the “capacities” of all the players. This value function is used next to provide a lower bound on the MSE of the sequential Bayesian estimator.

Theorem 3. (*Lower Bound on MSE*) *Let Assumptions 1,2 hold. Assume the entropy $H(p_0)$ is finite. Then, the MSE of the joint or sequential query policies in Thm. 1 and 2 satisfies:*

$$\frac{K}{2\pi e} d \exp\left(-\frac{2nC}{d}\right) \leq \mathbb{E}[\|X^* - X_n\|_2^2] \quad (13)$$

where $K = e^{2H(p_0)}$ and X_n is the posterior mean. The expected entropy loss per iteration is $C = \sum_m C(\epsilon_m)$.

The “capacity” of each player is the Shannon channel capacity of each BSC [4].

Proof: We note from the proof of Thm. 1 or Thm. 2, for any policy π , we have $\mathbb{E}^\pi[H(p_n)] \geq H(p_0) - nC$. Let K_n denote the conditional error covariance of the random vector $e_n = X^* - \mathbb{E}[X^* | \mathbf{Y}^n]$ - i.e., $K_n = \text{Cov}(e_n | \mathbf{Y}^n)$. From Thm. 17.2.3 in [4] and Jensen's inequality, we have:

$$\begin{aligned} \mathbb{E}^\pi[H(p_n)] &\leq \mathbb{E}^\pi \left[\frac{1}{2} \log((2\pi e)^d \det(K_n)) \right] \\ &\leq \frac{1}{2} \log((2\pi e)^d) + \frac{1}{2} \log(\det(\mathbb{E}^\pi[K_n])) \\ &= \frac{1}{2} \log((2\pi e)^d \det(\mathbb{E}^\pi[K_n])) \end{aligned}$$

Rewriting this:

$$\frac{K e^{-2nC}}{(2\pi e)^d} \leq \frac{e^{2\mathbb{E}^\pi[H(p_n)]}}{(2\pi e)^d} \leq \det(\mathbb{E}^\pi[K_n]) \leq \left(\frac{\mathbb{E}^\pi[\text{tr}(K_n)]}{d} \right)^d$$

where we also used the inequality of arithmetic and geometric means in the last step. Using the fact that the conditional mean minimizes the mean-square error yields the final result. \blacksquare

Observe that the bound in (13) holds for any policy π and for optimal policies π^* , the bound becomes tighter since $\mathbb{E}^\pi[H(p_n)] = H(p_0) - nC$ for this case. We also note that the bound behaves exponentially as a function of the number of queries n with rate exponent given by the sum of the capacities C .

B. Upper Bounds

The performance analysis of the bisection method is difficult primarily due to the continuous nature of the posterior [2]. A discretized version of the probabilistic bisection method was proposed in [9], using the Burnashev-Zingagirov (BZ) algorithm, which imposes a piecewise constant structure on the posterior. A description of the BZ algorithm and its convergence rate is given in [2] (also see App. A in [10]). For simplicity of discussion, we assume the target location is constrained to the unit interval $\mathcal{X} = [0, 1]$. The generalization to $d > 1$ is a difficult open problem. A step size $\Delta > 0$ is defined such that $\Delta^{-1} \in \mathbb{N}$ and the posterior after j iterations is $p_j : \mathcal{X} \rightarrow \mathbb{R}$, given by

$$p_j(x) = \frac{1}{\Delta} \sum_{i=1}^{\Delta^{-1}} a_i(j) I(x \in I_i)$$

where $I_1 = [0, \Delta]$, $I_i = ((i-1)\Delta, i\Delta]$ for $i = 2, \dots, \Delta^{-1}$. We define the discretized posterior at time j as the probability vector $\mathbf{a}(j) = [a_1(j), \dots, a_{\Delta^{-1}}(j)]$. The initial posterior is $a_i(0) = \Delta, \forall i$. The posterior is characterized completely by the discretized posterior $\mathbf{a}(j)$ which is updated at each iteration via Bayes rule [10].

For optimal policies π , this becomes an equality.

Convergence rates were derived for the one-dimensional case in [2] for the bounded noise case (i.e., constant error probability) and for the unbounded noise case (i.e., error probability depends on distance from target X^* and converges to $1/2$ as the estimate reaches the target) in [5]. A modified version of this algorithm that is proven to handle unbounded noise was shown in [5]. Thm. 4 derives upper bounds on MSE using ideas from [5].

First, we need a simple lemma.

Lemma 1. *Let \hat{X}_n be an estimator of target X^* lying in domain $[0, 1]$. Then, for all $\Delta \in [0, 1]$, we have:*

$$\mathbb{E}[(X^* - \hat{X}_n)^2] \leq \Delta^2 + (1 - \Delta^2)\mathbb{P}(|X^* - \hat{X}_n| > \Delta)$$

Proof: From the definition of the expectation of a bounded random variable $E_n = (X^* - \hat{X}_n)^2$:

$$\begin{aligned} \mathbb{E}[(X^* - \hat{X}_n)^2] &= \int_0^1 \mathbb{P}((X^* - \hat{X}_n)^2 > t) dt \\ &= \int_0^{\Delta^2} \mathbb{P}((X^* - \hat{X}_n)^2 > t) dt + \int_{\Delta^2}^1 \mathbb{P}((X^* - \hat{X}_n)^2 > t) dt \\ &\leq \Delta^2 + (1 - \Delta^2)\mathbb{P}(|X^* - \hat{X}_n| > \Delta). \end{aligned}$$

■

Theorem 4. *(Upper Bound on MSE) Consider the sequential bisection algorithm for M players in one-dimension, where each bisection is implemented using the BZ algorithm. Then, we have:*

$$\begin{aligned} \mathbb{P}(|X^* - \hat{X}_n| > \Delta) &\leq \left(\frac{1}{\Delta} - 1\right) \exp(-n\bar{C}) \\ \mathbb{E}[(X^* - \hat{X}_n)^2] &\leq (2^{-2/3} + 2^{1/3}) \exp\left(-\frac{2}{3}n\bar{C}\right) \end{aligned} \quad (14)$$

where $\bar{C} = \sum_{m=1}^M \bar{C}(\epsilon_m)$, $\bar{C}(\epsilon) = 1/2 - \sqrt{\epsilon(1-\epsilon)}$.

Proof: Assume the pseudo-posterior after the m th player's response is $\mathbf{a}^{(M-m)}(j+1)$, with the notation $\mathbf{a}^{(0)}(j+1) = \mathbf{a}(j+1)$. Let k^* denote the index of the bin that contains X^* -i.e., $X^* \in I_{k^*}$. Define $M(j)^{(m)} = \frac{1}{a_{k^*}^{(M-m)}(j)} - 1$, with the notation $M^{(0)}(j) = M(j)$. Define the ratio $N(j+1) = \frac{M(j+1)}{M(j)}$. Let $\{\alpha_m\}_m$ denote the parameters associated with each player's pseudo-posterior update. Similarly as in the proof of Thm. 1 in [2]:

$$\begin{aligned} \mathbb{P}(|X^* - X_n| > \Delta) &\leq \mathbb{P}(a_{k^*}(n) < 1/2) \\ &= \mathbb{P}(M(n) > 1) \leq \mathbb{E}[M(n)] \\ &\leq M(0) \left(\max_{0 \leq j \leq n-1} \max_{\mathbf{a}(j)} \mathbb{E}[N(j+1)|\mathbf{a}(j)] \right)^n. \end{aligned}$$

Using the bounds in the proof of Thm. 1 in [2] and the tower property of conditional expectations repeatedly:

$$\begin{aligned}
\mathbb{E}[N(j+1)|\mathbf{a}(j)] &= \mathbb{E} \left[\frac{M^{(M-1)}(j+1)}{M^{(0)}(j)} \times \prod_{k=1}^{M-1} \frac{M^{(k-1)}(j+1)}{M^{(k)}(j+1)} \middle| \mathbf{a}^{(0)}(j) \right] \\
&= \mathbb{E} \left[\mathbb{E} \left[\frac{M^{(M-1)}(j+1)}{M^{(0)}(j)} \times \prod_{k=1}^{M-1} \frac{M^{(k-1)}(j+1)}{M^{(k)}(j+1)} \middle| \mathbf{a}^{(M-1)}(j+1), \dots, \mathbf{a}^{(1)}(j+1), \mathbf{a}^{(0)}(j) \right] \middle| \mathbf{a}^{(0)}(j) \right] \\
&= \mathbb{E} \left[\frac{M^{(M-1)}(j+1)}{M^{(0)}(j)} \mathbb{E} \left[\prod_{k=1}^{M-1} \frac{M^{(k-1)}(j+1)}{M^{(k)}(j+1)} \middle| \mathbf{a}^{(M-1)}(j+1), \dots, \mathbf{a}^{(1)}(j+1) \right] \middle| \mathbf{a}^{(0)}(j) \right] \\
&= \mathbb{E} \left[\frac{M^{(M-1)}(j+1)}{M^{(0)}(j)} \mathbb{E} \left[\prod_{k=2}^{M-1} \frac{M^{(k-1)}(j+1)}{M^{(k)}(j+1)} \mathbb{E} \left[\frac{M^{(0)}(j+1)}{M^{(1)}(j+1)} \middle| \mathbf{a}^{(1)}(j+1) \right] \middle| \mathbf{a}^{(M-1)}(j+1), \dots, \mathbf{a}^{(2)}(j+1) \right] \middle| \mathbf{a}^{(0)}(j) \right] \\
&\leq \left(\frac{1 - \epsilon_M}{2(1 - \alpha_M)} + \frac{\epsilon_M}{2\alpha_M} \right) \mathbb{E} \left[\frac{M^{(M-1)}(j+1)}{M^{(0)}(j)} \mathbb{E} \left[\prod_{k=2}^{M-1} \frac{M^{(k-1)}(j+1)}{M^{(k)}(j+1)} \middle| \mathbf{a}^{(M-1)}(j+1), \dots, \mathbf{a}^{(2)}(j+1) \right] \middle| \mathbf{a}^{(0)}(j) \right] \\
&\leq \dots \\
&\leq \prod_{m=1}^M \left(\frac{1 - \epsilon_m}{2(1 - \alpha_m)} + \frac{\epsilon_m}{2\alpha_m} \right).
\end{aligned}$$

To optimize the bound, we choose $\alpha_i = \frac{\sqrt{\epsilon_i}}{\sqrt{\epsilon_i} + \sqrt{1 - \epsilon_i}}$, $i = 1, 2$ to obtain:

$$\begin{aligned}
\mathbb{P}(|X^* - X_n| > \Delta) &\leq \left(\frac{1}{\Delta} - 1 \right) \left(\prod_{m=1}^M \left(1 - \bar{C}(\epsilon_m) \right) \right)^n \\
&\leq \left(\frac{1}{\Delta} - 1 \right) \exp \left(-n \sum_{m=1}^M \bar{C}(\epsilon_m) \right).
\end{aligned}$$

This concludes the first part. The second part follows by applying Lemma 1:

$$\mathbb{E}[(X^* - \hat{X}_n)^2] \leq \Delta^2 + \Delta^{-1} e^{-n\bar{C}}.$$

Optimizing the bound, we choose $\Delta = \Delta_n = 2^{-1/3} e^{-n\bar{C}/3}$, from which we conclude the second part. ■

The combination of the lower bound (Thm. 3) and the upper bound (Thm. 4) imply that the MSE of the BZ algorithm goes to zero at an exponential rate with rate constant between $2\bar{C}$ and $\frac{2}{3}\bar{C}$.

IV. HUMAN-IN-THE-LOOP

In this section, we consider the 2-player case where player 1 (the machine) has a constant error probability $\epsilon_1 \in (0, 1/2)$ and player 2 (the human) has error probability increasing as the target localization

error decreases:

$$\mathbb{P}(Y_{n+1}^{(2)} = y^{(2)} | Z_n^{(2)} = 1 - y^{(2)}) = \frac{1}{2} - \min(\delta_0, \mu |X^* - X_n|^{\kappa-1}) \quad (15)$$

where $\kappa > 1, 0 < \delta_0 < \mu < 1/2$ is a reliability parameter to parameterize the human. Fig. 5 illustrates the human error model as a function of $|X^* - X_n|$. This is a popular model used for human-based optimization [3] and active learning of threshold functions [5]. From the nature of the error probability (15) we expect that the answers provided by the human will be helpful in the beginning iterations but their value will go to zero as the number of iterations grows to infinity. This is because the human propensity for error becomes larger as the questions become more refined and difficult to resolve.

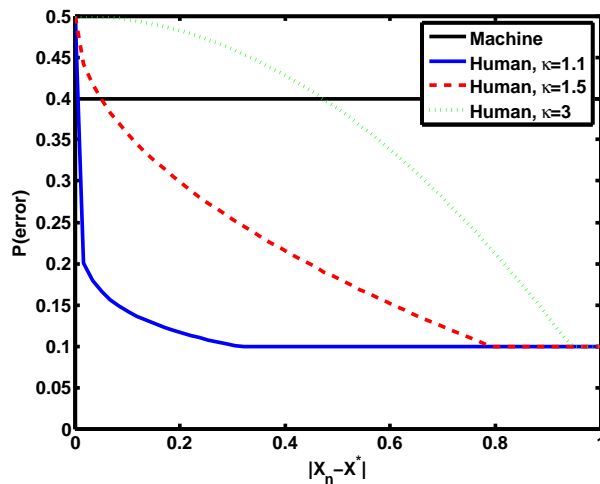


Fig. 5. Human error probability as a function of distance from target $|X^* - X_n|$ for $\delta_0 = 0.4, \mu = 0.45$ and various $\kappa > 1$.

Using a similar argument as in the proof of Thm. 4, and using the modified BZ algorithm [5], from Lemma 1 in [5], we have the following. For $\kappa \geq 2$ with $\alpha_1 = \frac{\sqrt{\epsilon_1}}{\sqrt{\epsilon_1} + \sqrt{1-\epsilon_1}}, \alpha_2 = 0.09\mu(3\Delta/4)^{\kappa-1}$:

$$\mathbb{P}(|X^* - \hat{X}_n| > \Delta) \leq \Delta^{-1} \exp \left(-n \left[\bar{C}(\epsilon_1) + \frac{\mu^2}{50} \left(\frac{3\Delta}{4} \right)^{2\kappa-2} \right] \right).$$

Applying Lemma 1, this leads to the MSE upper bound dependent on Δ :

$$\mathbb{E}[(X^* - \hat{X}_n)^2] \leq \Delta^2 + \Delta^{-1} \exp \left(-n \left[\bar{C}(\epsilon_1) + \frac{\mu^2}{50} \left(\frac{3\Delta}{4} \right)^{2\kappa-2} \right] \right) \quad (16)$$

The parameter κ controls the "resolution" of the human. It becomes increasingly difficult for the human to decide between close hypotheses as κ goes to infinity.

With the choice $\Delta = 2^{-1/3}e^{-n\bar{C}(\epsilon_1)/3}$,

$$\begin{aligned} \mathbb{E}[(X^* - \hat{X}_n)^2] &\leq \exp\left(-\frac{2}{3}n\bar{C}(\epsilon_1)\right) \\ &\times \left[2^{-2/3} + 2^{1/3} \exp\left(-\frac{\mu^2}{50}\left(\frac{3 \cdot 2^{-1/3}}{4}\right)^{2\kappa-2} n \exp\left(-n\bar{C}(\epsilon_1)\frac{2\kappa-2}{3}\right)\right)\right] \end{aligned} \quad (17)$$

which is no greater than the ‘‘player 1’’ (machine alone) MSE bound (compare (17) with (14)). Asymptotically as $n \rightarrow \infty$, the two bounds both converge to zero at the same rate.

We define the human gain ratio (HGR) as the ratio of MSE upper bounds associated with ‘‘player 1’’ and ‘‘player 1 + human’’, respectively.

$$R_n(\kappa) = \frac{2^{-2/3} + 2^{1/3}}{2^{-2/3} + 2^{1/3} \exp\left(-\frac{\mu^2}{50}\left(\frac{3 \cdot 2^{-1/3}}{4}\right)^{2\kappa-2} n \exp\left(-n\bar{C}(\epsilon_1)\frac{2\kappa-2}{3}\right)\right)} \quad (18)$$

The HGR is plotted in Fig. 6 as a function of κ . This analysis quantifies the value of including the human-in-the-loop for a sequential target localization task. We note that the larger ϵ_1 is, the larger is the HGR. Also, as κ decreases to 1, the ratio increases, meaning that the human accuracy approaches that of the machine.

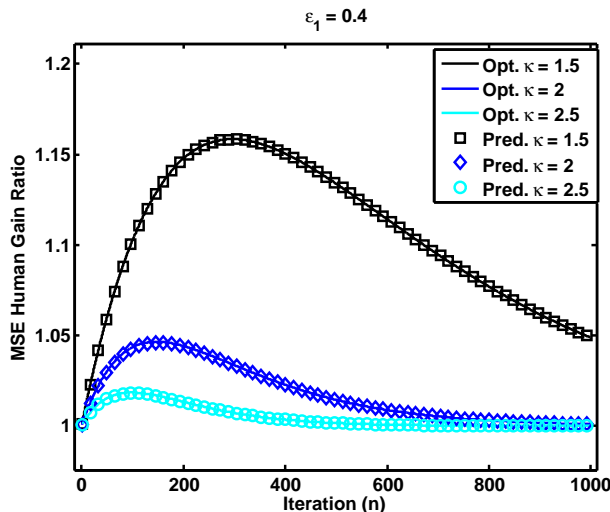


Fig. 6. Human gain ratio (see Eq. (18)) as a function of κ . The human provides the largest gain in the beginning few iterations and the value of information decreases as $n \rightarrow \infty$. The circles are the predicted curves according to (17), while the solid lines are the optimized versions of the bound (16) (as a function of Δ) for each n . The predictions well match the optimized bounds.

V. NOISY 20 QUESTIONS WITH COLLABORATIVE PLAYERS: UNKNOWN ERROR PROBABILITY

In this section we consider the setting where the error probabilities of the M players are unknown. In this case, the Bayes posterior update is not well-defined, so the probabilistic bisection algorithm cannot

be directly used. In the most generic setting of having unknown $\epsilon_m \in (0, 1/2)$, we propose a joint estimation scheme to estimate the target X^* and the error probabilities $\epsilon^* = (\epsilon_1^*, \dots, \epsilon_M^*)$. The method propagates the joint posterior distribution of the joint random vector (X^*, ϵ^*) forward in time given the designed queries and noisy responses. The joint posterior distribution is considered here because the error probabilities ϵ_m are coupled with the target x through the Bayesian update (see Eqns. (4) and (9)).

Define the random vector $\epsilon = (\epsilon_1, \dots, \epsilon_M) \in [0, 1/2]^M$ and the joint posterior distribution $\mathbb{P}(X^* = x, \epsilon^* = \epsilon | \mathcal{F}_n) = p_n(x, \epsilon)$. We consider the minimum expected entropy criterion (1).

A. Assumptions

We make an analogous conditional independence assumption to Assumption 1 for the unknown channel case.

Assumption 3. *We assume that the players' responses are conditionally independent:*

$$\begin{aligned} & \mathbb{P}(\mathbf{Y}_{n+1} = \mathbf{y} | \mathbf{A}_n, X^* = x, \epsilon^* = \epsilon, \mathcal{F}_n) \\ &= \prod_{m=1}^M \mathbb{P}(Y_{n+1}^{(m)} = y^{(m)} | A_n^{(m)}, X^* = x, \epsilon_m^* = \epsilon_m, \mathcal{F}_n) \end{aligned}$$

where

$$\begin{aligned} & \mathbb{P}(Y_{n+1}^{(m)} = y^{(m)} | A_n^{(m)}, X^* = x, \epsilon_m^* = \epsilon_m, \mathcal{F}_n) \\ &= \begin{cases} f_1^{(m)}(y^{(m)} | \epsilon_m, A_n^{(m)}, \mathcal{F}_n), & x \in A_n^{(m)} \\ f_0^{(m)}(y^{(m)} | \epsilon_m, A_n^{(m)}, \mathcal{F}_n), & x \notin A_n^{(m)} \end{cases}. \end{aligned}$$

B. Sequential Query Design

In the sequential setup, we assume that the fusion center designs queries for each of the M sensors in sequence and refines the posterior belief of the target location given the response of each player (see Fig. 1). Recall the sub-time scale of sub-instants $\{n_t : t = 0, \dots, M-1\}$ for each time instant n and consider the notation and filtration \mathcal{G}_{n_t} defined in Section II.A. Assuming that all sensors are queried in sequence starting from $m = 1$ and ending at $m = M$, the posterior updates (after querying the $(t+1)$ th player) become:

$$\begin{aligned} p_{n_{t+1}}(x, \epsilon) &= \mathbb{P}(Y_{n_{t+1}} = y_{n_{t+1}} | A_{n_t}, X^* = x, \epsilon_{t+1}^* = \epsilon_{t+1}, \mathcal{G}_{n_t}) \times p_{n_t}(x, \epsilon) \\ \mathbb{P}(Y_{n_{t+1}} = y_{n_{t+1}} | A_{n_t}, X^* = x, \epsilon_{t+1}^* = \epsilon_{t+1}, \mathcal{G}_{n_t}) &= \begin{cases} f_1^{(t+1)}(y_{n_{t+1}} | \epsilon_{t+1}), & x \in A_{n_t} \\ f_0^{(t+1)}(y_{n_{t+1}} | \epsilon_{t+1}), & x \notin A_{n_t} \end{cases}. \end{aligned}$$

C. Joint Query Design

In the joint setup, we assume that the fusion center designs queries for the M sensors at each time instant n and after querying all sensors, the responses are fused by the controller and the next set of questions is formulated. Recall the notation and filtration \mathcal{F}_n defined in Section II.B.

Define the density parameterized by $\epsilon = (\epsilon_1, \dots, \epsilon_M)$ and $i_1, \dots, i_M \in \{0, 1\}$:

$$g_{i_1:i_M}(\mathbf{y}|\epsilon) = \prod_{m=1}^M f_{i_m}^{(m)}(y^{(m)}|\epsilon_m)$$

At the n th time instant, the posterior update becomes:

$$p_{n+1}(x, \epsilon) = \mathbb{P}(\mathbf{Y}_{n+1} = \mathbf{y}_{n+1} | \mathbf{A}_n, X^* = x, \epsilon^* = \epsilon, \mathcal{F}_n) \times p_n(x, \epsilon)$$

$$\mathbb{P}(\mathbf{Y}_{n+1} = \mathbf{y}_{n+1} | X^* = x, \epsilon^* = \epsilon, \mathcal{F}_n) = \prod_{m=1}^M \begin{cases} f_1^{(m)}(y_{n+1}^{(m)}|\epsilon_m), & x \in A_n^{(m)} \\ f_0^{(m)}(y_{n+1}^{(m)}|\epsilon_m), & x \notin A_n^{(m)} \end{cases}.$$

D. Equivalence Theorems

Since the error probabilities of sensors are unknown, the joint policy derived in Theorem 1 is no longer applicable or valid. The next theorem derives the jointly optimal policy for all sensors under the unknown channel case.

Theorem 5. (*Jointly Optimal Policy, Unknown Error Probabilities*) *Let Assumptions 1 and 2 hold. Consider the problem (1), where the joint policy is made up of the query regions for the M sensors.*

1) *Optimal policies $\mathbf{A}_n = (A_n^{(1)}, \dots, A_n^{(M)})$ at time n satisfy:*

$$G_n^* = \sup_{A^{(1)}, \dots, A^{(M)}} \left\{ H \left(\sum_{i_1:i_M=0}^1 \int_{\epsilon=0}^{1/2} g_{i_1:i_M}(\cdot|\epsilon) P_n \left(\bigcap_m (A^{(m)})^{i_m}, \epsilon \right) d\epsilon \right) - \sum_{i_1:i_M=0}^1 \int_{\epsilon=0}^{1/2} H(g_{i_1:i_M}(\cdot|\epsilon)) P_n \left(\bigcap_m (A^{(m)})^{i_m}, \epsilon \right) d\epsilon \right\} \quad (19)$$

2) *The maximum information gain at time n is:*

$$G_n^* = \sum_{m=1}^M \mathbb{E}[C(\epsilon_m) | \mathcal{F}_n] \quad (20)$$

where $\mathbb{E}[C(\epsilon_m) | \mathcal{F}_n] = \int_{\epsilon_m=0}^{1/2} C(\epsilon_m) p_n(\epsilon_m) d\epsilon_m$.

Proof: 1) Optimality conditions

The solution of (1) yields the Bellman recursion:

$$V_n(p_n) = \inf_{\mathbf{A}} \mathbb{E}[V_{n+1}(p_{n+1}) | \mathbf{A}_n = \mathbf{A}, \mathcal{F}_n]$$

Using a similar argument as in Thm. 2 in [1], the optimal solution at time n is given by maximizing the entropy loss at time n :

$$G_n^* = \sup_{\mathbf{A}} I((X^*, \epsilon^*); \mathbf{Y}_{n+1} | \mathbf{A}_n = \mathbf{A}, \mathcal{F}_n) = \sup_{\mathbf{A}} \{H(p_n) - \mathbb{E}[H(p_{n+1}) | \mathbf{A}_n = \mathbf{A}, \mathcal{F}_n]\}$$

and the value function is given by $V_n(p_n) = H(p_n) - \sum_{k=n}^{N-1} G_k^*$ for $n < N$ and $V_N(p_N) = H(p_N)$. We can expand the mutual information:

$$I((X^*, \epsilon^*); \mathbf{Y}_{n+1} | \mathbf{A}_n, \mathcal{F}_n) = H(\mathbf{Y}_{n+1} | \mathbf{A}_n, \mathcal{F}_n) - \mathbb{E}[H(\mathbf{Y}_{n+1}) | X^*, \epsilon^*, \mathbf{A}_n, \mathcal{F}_n] \quad (21)$$

The conditional probability of \mathbf{Y}_{n+1} given the query $\mathbf{A}_n = \mathbf{A}$ can be written as:

$$\begin{aligned} \mathbb{P}(\mathbf{Y}_{n+1} | \mathbf{A}_n = \mathbf{A}, \mathcal{F}_n) &= \mathbb{E}[\mathbb{P}(\mathbf{Y}_{n+1} | \mathbf{A}_n = \mathbf{A}, X^*, \epsilon^*, \mathcal{F}_n)] \\ &= \int_{\epsilon=0}^{1/2} \int_{x \in \mathcal{X}} \mathbb{P}(\mathbf{Y}_{n+1} | \mathbf{A}_n = \mathbf{A}, X^* = x, \epsilon^* = \epsilon) p_n(x, \epsilon) dx d\epsilon \\ &= \int_{\epsilon=0}^{1/2} \int_{x \in \mathcal{X}} \left(\prod_{m=1}^M f_1(Y_{n+1}^{(m)} | \epsilon_m) I(x \in A^{(m)}) + f_0(Y_{n+1}^{(m)} | \epsilon_m) I(x \notin A^{(m)}) \right) p_n(x, \epsilon) dx d\epsilon \\ &= \int_{\epsilon=0}^{1/2} \sum_{i_1:i_M=0}^1 g_{i_1:i_M}(\mathbf{y} | \epsilon) \left\{ \int_{x \in \mathcal{X}} I\left(\bigcap_m (A^{(m)})^{i_m}\right) p_n(x, \epsilon) dx \right\} d\epsilon \\ &= \sum_{i_1:i_M=0}^1 \int_{\epsilon=0}^{1/2} g_{i_1:i_M}(\mathbf{y} | \epsilon) P_n\left(\bigcap_m (A^{(m)})^{i_m}, \epsilon\right) d\epsilon \end{aligned}$$

where $p_n(x, \epsilon) = p_n(x, \epsilon_1, \dots, \epsilon_M)$. This gives the first term in (19). To obtain the second term, notice:

$$\begin{aligned} \mathbb{E}[H(\mathbf{Y}_{n+1}) | X^*, \epsilon^*, \mathbf{A}_n = \mathbf{A}, \mathcal{F}_n] &= \int_{\epsilon} \int_{x \in \mathcal{X}} p_n(x, \epsilon) H(\mathbf{Y}_{n+1} | X^* = x, \epsilon^* = \epsilon, \mathbf{A}_n = \mathbf{A}, \mathcal{F}_n) dx d\epsilon \\ &= \int_{\epsilon} \left\{ \sum_{i_1:i_M=0}^1 \int_{x \in \bigcap_m (A^{(m)})^{i_m}} p_n(x, \epsilon) H(g_{i_1:i_M}(\cdot | \epsilon)) dx \right\} d\epsilon \\ &= \sum_{i_1:i_M=0}^1 \int_{\epsilon=0}^{1/2} H(g_{i_1:i_M}(\cdot | \epsilon)) P_n\left(\bigcap_m (A^{(m)})^{i_m}, \epsilon\right) d\epsilon \end{aligned}$$

The proof is complete.

2) Bounds on Maximum entropy loss

First, we prove the upper bound. Note that the second term in (19) is independent of the queries, so the supremum can be restricted to only the first term without loss of generality. This is justified by using the

additivity of the entropy of a product density:

$$\begin{aligned} H(g_{i_1:i_M}(\cdot|\epsilon)) &= H\left(\prod_{m=1}^M f_{i_m}^{(m)}(\cdot|\epsilon_m)\right) \\ &= \sum_{m=1}^M H(f_{i_m}^{(m)}(\cdot|\epsilon_m)) = \sum_{m=1}^M h_b(\epsilon_m) \end{aligned}$$

From part 1), the maximum entropy loss can be bounded from above as:

$$\begin{aligned} G_n^* &= \sup_{A^{(1)}, \dots, A^{(M)}} H\left(\sum_{i_1:i_M=0}^1 \int_{\epsilon=0}^{1/2} g_{i_1:i_M}(\cdot|\epsilon) P_n\left(\bigcap_m (A^{(m)})^{i_m}, \epsilon\right) d\epsilon\right) \\ &\quad - \sum_{i_1:i_M=0}^1 \int_{\epsilon=0}^{1/2} H(g_{i_1:i_M}(\cdot|\epsilon)) P_n\left(\bigcap_m (A^{(m)})^{i_m}, \epsilon\right) d\epsilon \} \\ &\leq \log_2(\text{card}(\mathcal{Y})) - \int_{\epsilon=0}^{1/2} \left\{ \sum_m h_B(\epsilon_m) \right\} \left\{ \sum_{i_1:i_M=0}^1 P_n\left(\bigcap_m (A^{(m)})^{i_m}, \epsilon\right) \right\} d\epsilon \quad (22) \\ &= M - \sum_m \left\{ \int_{\epsilon_m=0}^{1/2} h_b(\epsilon_m) p_n(\epsilon_m) d\epsilon \right\} \\ &= \sum_m (1 - \mathbb{E}[h_b(\epsilon_m)|\mathcal{F}_n]) \\ &= \mathbb{E}\left[\sum_m C(\epsilon_m)|\mathcal{F}_n\right] \end{aligned}$$

where we used the fact that the capacity of a BSC is $C(\epsilon_m) = 1 - h_b(\epsilon_m)$. In (22), we also used the fact that the uniform distribution maximizes the entropy (see Ch.2 in [4]).

Second, we prove the lower bound. By the concavity of $H(\cdot)$, we obtain:

$$\begin{aligned}
G_n^* &= \sup_{A^{(1)}, \dots, A^{(M)}} \left\{ H \left(\sum_{i_1:i_M=0}^1 \int_{\epsilon=0}^{1/2} g_{i_1:i_M}(\cdot|\epsilon) P_n \left(\bigcap_m (A^{(m)})^{i_m}, \epsilon \right) d\epsilon \right) \right. \\
&\quad \left. - \sum_{i_1:i_M=0}^1 \int_{\epsilon=0}^{1/2} H(g_{i_1:i_M}(\cdot|\epsilon)) P_n \left(\bigcap_m (A^{(m)})^{i_m}, \epsilon \right) d\epsilon \right\} \\
&\geq \sup_{A^{(1)}, \dots, A^{(M)}} \left\{ \int_{\epsilon=0}^{1/2} H \left(\sum_{i_1:i_M=0}^1 g_{i_1:i_M}(\cdot|\epsilon) P_n \left(\bigcap_m (A^{(m)})^{i_m} | \epsilon \right) \right) p_n(\epsilon) d\epsilon \right. \\
&\quad \left. - \int_{\epsilon=0}^{1/2} \sum_{i_1:i_M=0}^1 H(g_{i_1:i_M}(\cdot|\epsilon)) P_n \left(\bigcap_m (A^{(m)})^{i_m} | \epsilon \right) p_n(\epsilon) d\epsilon \right\} \\
&= \sup_{A^{(1)}, \dots, A^{(M)}} \mathbb{E} \left[H \left(\sum_{i_1:i_M=0}^1 g_{i_1:i_M}(\cdot|\epsilon) P_n \left(\bigcap_m (A^{(m)})^{i_m} | \epsilon \right) \right) \right. \\
&\quad \left. - \sum_{i_1:i_M=0}^1 H(g_{i_1:i_M}(\cdot|\epsilon)) P_n \left(\bigcap_m (A^{(m)})^{i_m} | \epsilon \right) \middle| \mathcal{F}_n \right] \\
&= \sup_{\mathbf{p}: \mathbf{p} \geq 0, \mathbf{1}^T \mathbf{p} = 1} \mathbb{E} \left[H \left(\sum_{i_1:i_M=0}^1 g_{i_1:i_M}(\cdot|\epsilon) p_{i_1, \dots, i_M} \right) \right. \\
&\quad \left. - \sum_{i_1:i_M=0}^1 H(g_{i_1:i_M}(\cdot|\epsilon)) P_n \left(\bigcap_m (A^{(m)})^{i_m} | \epsilon \right) \middle| \mathcal{F}_n \right] \tag{23} \\
&= \mathbb{E} \left[\sup_{\mathbf{p}: \mathbf{p} \geq 0, \mathbf{1}^T \mathbf{p} = 1} H \left(\sum_{i_1:i_M=0}^1 g_{i_1:i_M}(\cdot|\epsilon) p_{i_1, \dots, i_M} \right) \right. \\
&\quad \left. - \sum_{i_1:i_M=0}^1 H(g_{i_1:i_M}(\cdot|\epsilon)) p_{i_1, \dots, i_M} \middle| \mathcal{F}_n \right] \\
&= \mathbb{E} \left[\sum_{m=1}^M C(\epsilon_m) \middle| \mathcal{F}_n \right] \tag{24}
\end{aligned}$$

where we used the consistent reparameterization $P_n \left(\bigcap_m (A^{(m)})^{i_m} | \epsilon \right) = p_{i_1, \dots, i_M}$ in (23) and Thm. 2 in (24). \blacksquare

Next, we show a version of the equivalence theorem (Theorem 2) for the unknown channel case.

Theorem 6. (*Equivalence, Unknown Error Probabilities*) *Let Assumptions 3 and 2 hold. Consider the sequential and joint schemes described in Section V.B and Section V.C. Then, it follows that $G_{seq,n}^* = \mathbb{E}[\sum_m C(\epsilon_m) | \mathcal{G}_n]$ and $G_n^* = \mathbb{E}[\sum_m C(\epsilon_m) | \mathcal{F}_n]$ for all n .*

For the one-dimensional case, the sequential scheme implements (31) for each sub-instant to design a question for each player and the posterior is updated in sequence (see Fig. 1).

Proof: After querying all M players in sequence, the entropy loss is:

$$\begin{aligned} G_{seq,n}^* &= \sup_{\{A_{n_t}\}_{t=0}^{M-1}} \mathbb{E}[H(p_n) - H(p_{n+1}) | \mathcal{G}_n] \\ &= \sup_{\{A_{n_t}\}_{t=0}^{M-1}} \mathbb{E} \left[\sum_{t=0}^{M-1} H(p_{n_t}) - H(p_{n_{t+1}}) \middle| \mathcal{G}_n \right] \end{aligned} \quad (25)$$

$$= \sup_{\{A_{n_t}\}_{t=0}^{M-1}} \sum_{t=0}^{M-1} \mathbb{E} \left[\mathbb{E} \left[H(p_{n_t}) - H(p_{n_{t+1}}) \middle| A_{n_t}, \mathcal{G}_{n_t} \right] \middle| \mathcal{G}_n \right] \quad (26)$$

$$= \sup_{\{A_{n_t}\}_{t=0}^{M-1}} \mathbb{E} \left[\sum_{t=0}^{M-1} I((X^*, \epsilon^*); Y_{n_{t+1}} | A_{n_t}, \mathcal{G}_{n_t}) \middle| \mathcal{G}_n \right] \quad (27)$$

$$\begin{aligned} &= \mathbb{E} \left[\sum_{t=0}^{M-1} \sup_{A_{n_t}} I((X^*, \epsilon^*); Y_{n_{t+1}} | A_{n_t}, \mathcal{G}_{n_t}) \middle| \mathcal{G}_n \right] \\ &= \mathbb{E} \left[\sum_{t=0}^{M-1} C(\epsilon_{t+1}) \middle| \mathcal{G}_n \right] = \mathbb{E} \left[\sum_{m=1}^M C(\epsilon_m) \middle| \mathcal{G}_n \right] \end{aligned}$$

where we used a telescoping sum in (25) and the tower property of expectation with $\mathcal{G}_{n_t} \supseteq \mathcal{G}_n$ in (26). In (27), we used the optimality condition of maximum entropy loss by applying Thm. 5 with $M=1$ for each sub-instant n_t with $m = t + 1$:

$$\sup_{A_{n_t}} \{ H(p_{n_t}) - \mathbb{E}[H(p_{n_{t+1}}) | A_{n_t}, \mathcal{G}_{n_t}] \} = \sup_{A_{n_t}} I((X^*, \epsilon^*); Y_{n_{t+1}} | A_{n_t}, \mathcal{G}_{n_t}) = \mathbb{E}[C(\epsilon_{t+1}) | \mathcal{G}_{n_t}]$$

The second part follows from Thm. 5 part 2). ■

1) *Lower Bound on MSE Performance:* The maximum entropy loss derived in Thm. 5 is used next to provide a lower bound on the MSE of the joint sequential estimator.

Theorem 7. (*Lower bound on Joint MSE*) Assume $H(p_0)$ is finite. Then, the joint MSE of the joint query policy in Thm. 5 satisfies:

$$\frac{K}{2\pi e} d \exp\left(-\frac{2n\bar{C}_n}{d}\right) \leq \mathbb{E}[\|X_n - X^*\|_2^2] + \mathbb{E}[\|\epsilon_n - \epsilon^*\|_2^2] \quad (28)$$

where $K = \exp(2H(p_0))$ is a constant and $X_n = \mathbb{E}[X^* | \mathcal{F}_n]$, $\epsilon_n = \mathbb{E}[\epsilon^* | \mathcal{F}_n]$. The expected entropy loss per iteration is $\bar{C}_n = \frac{1}{n} \sum_{k=0}^{n-1} G_k^*$.

Proof: The proof follows using the result of part 2) of Theorem 5 and similar bounding arguments as Theorem 3. ■

E. Discussion

The jointly optimal policy derived for the unknown probability case in Thm. 5 is reminiscent of the jointly optimal policy of Thm. 1. We remark that in the unknown probability setting, the maximum

entropy loss G_n^* given in (19) is not time-invariant, unlike in the case of known probability, in which the maximum entropy loss was the sum of the capacities of the players' channels (6) and (10). This observation motivates a sensor selection scheme; if we have the hard constraint that only one sensor may be used at a time, then, unlike in the known probability case, it may be that at different times, the maximal information gain may be obtained by different sensors.

F. Sensor Selection Scheme

We assume that at each time instant, only one sensor can be queried. We assume that the control $u_n = u$ implies that the u th sensor is to be queried at time n and $A_n^{(u)} = A$ is the associated query region. Similarly to (9), the joint posterior update in this case becomes:

$$p_{n+1}(x, \epsilon) \propto \mathbb{P}(Y_{n+1}^{(u)} | u_n = u, A_n^{(u)}, X^* = x, \epsilon_u^* = \epsilon_u) p_n(x, \epsilon)$$

$$\mathbb{P}(Y_{n+1}^{(u)} = y^{(u)} | u_n = u, A_n^{(u)}, X^* = x, \epsilon_u^* = \epsilon_u) = \begin{cases} f_1^{(u)}(y^{(u)} | \epsilon_u), & x \in A_n^{(u)} \\ f_0^{(u)}(y^{(u)} | \epsilon_u), & x \notin A_n^{(u)} \end{cases}$$

Theorem 8. (*Sensor Selection Policy, Unknown Error Probabilities*) Consider the problem (1), where the policy consists of which sensor to choose and the associated query region. At each time n :

1) All optimal query policies satisfy:

$$\max_{u \in \{1, \dots, M\}} G_n^*(u) = \sup_A \left\{ H \left(\int_{\epsilon_u=0}^{1/2} f_1(\cdot | \epsilon_u) P_n^{(u)}(A, \epsilon_u) + f_0(\cdot | \epsilon_u) P_n^{(u)}(A^c, \epsilon_u) d\epsilon_u \right) - \int_{\epsilon_u=0}^{1/2} H(f_1(\cdot | \epsilon_u)) P_n^{(u)}(A, \epsilon_u) + H(f_0(\cdot | \epsilon_u)) P_n^{(u)}(A^c, \epsilon_u) d\epsilon_u \right\} \quad (29)$$

2) The maximum entropy loss is:

$$G_n^* = \max_u G_n^*(u) = \max_u \mathbb{E}[C(\epsilon_u) | \mathcal{F}_n]$$

Proof: The solution of (1) yields the Bellman recursion:

$$V_n(p_n) = \inf_{u, A} \mathbb{E}[V_{n+1}(p_{n+1}) | u_n = u, A_n = A, \mathcal{F}_n]$$

Using a similar argument as in Thm. 2 in [1], the optimal solution at time n is given by maximizing the entropy loss at time n :

$$G_n = \max_u \sup_A I((X^*, \epsilon^*); Y_{n+1}^{(u)} | u_n = u, A_n^{(u)} = A, \mathcal{F}_n) = H(p_n) - \mathbb{E} \left[H(p_{n+1}) | u_n = u, A_n^{(u)} = A, \mathcal{F}_n \right]$$

and the value function is given by $V_n(p_n) = H(p_n) - \sum_{k=n}^{N-1} G_k$ for $n < N$ and $V_N(p_N) = H(p_N)$. We can expand the mutual information:

$$I((X^*, \epsilon^*); Y_{n+1}^{(u)} | u_n, A_n^{(u)}, \mathcal{F}_n) = H(Y_{n+1}^{(u)} | u_n, A_n^{(u)}, \mathcal{F}_n) - \mathbb{E} \left[H(Y_{n+1}^{(u)}) | X^*, \epsilon^*, u_n, A_n^{(u)}, \mathcal{F}_n \right] \quad (30)$$

The conditional probability of $Y_{n+1}^{(u)}$ given the selection $u_n = u$ and the query $A_n^{(u)} = A$:

$$\begin{aligned}
\mathbb{P}(Y_{n+1}^{(u)} | u_n = u, A_n^{(u)} = A, \mathcal{F}_n) &= \mathbb{E}[\mathbb{P}(Y_{n+1}^{(u)} | u_n = u, A_n^{(u)} = A, X^*, \epsilon^*, \mathcal{F}_n)] \\
&= \int_{\epsilon} \int_{x \in \mathcal{X}} \left(f_1(Y_{n+1}^{(u)} | \epsilon_u) I(x \in A) + f_0(Y_{n+1}^{(u)} | \epsilon_u) I(x \notin A) \right) p_n(x, \epsilon) dx d\epsilon \\
&= \int_{\epsilon_u=0}^{1/2} \int_{x \in \mathcal{X}} \left(f_1(Y_{n+1}^{(u)} | \epsilon_u) I(x \in A) + f_0(Y_{n+1}^{(u)} | \epsilon_u) I(x \notin A) \right) p_n^{(u)}(x, \epsilon_u) dx d\epsilon_u \\
&= \int_{\epsilon_u=0}^{1/2} f_1(Y_{n+1}^{(u)} | \epsilon_u) P_n^{(u)}(A, \epsilon_u) + f_0(Y_{n+1}^{(u)} | \epsilon_u) P_n^{(u)}(A^c, \epsilon_u) d\epsilon_u
\end{aligned}$$

where $p_n^{(u)}(x, \epsilon_u) = \int_{\{\epsilon_m \in [0, 1/2) : m \neq u\}} p_n(x, \epsilon) d\{\epsilon_m : m \neq u\}$ denotes the u th sub-marginal. This gives the first term in (29). To obtain the second term, notice:

$$\begin{aligned}
\mathbb{E}[H(Y_{n+1}^{(u)}) | X^*, \epsilon^*, u_n = u, A_n^{(u)} = A, \mathcal{F}_n] \\
&= \int_{\epsilon} \int_{x \in \mathcal{X}} p_n(x, \epsilon) H(Y_{n+1}^{(u)} | X^* = x, \epsilon^* = \epsilon, u_n = u, A_n^{(u)} = A, \mathcal{F}_n) dx d\epsilon \\
&= \int_{\epsilon} \left\{ \int_{x \in A} p_n(x, \epsilon) H(f_1(Y_{n+1}^{(u)} | \epsilon_u)) dx + \int_{x \notin A} p_n(x, \epsilon) H(f_0(Y_{n+1}^{(u)} | \epsilon_u)) dx \right\} d\epsilon \\
&= \int_{\epsilon_u=0}^{1/2} H(f_1(\cdot | \epsilon_u)) P_n^{(u)}(A, \epsilon_u) + H(f_0(\cdot | \epsilon_u)) P_n^{(u)}(A^c, \epsilon_u) d\epsilon_u
\end{aligned}$$

The proof of the first part is complete. The second part follows from part (2) of Theorem 5. \blacksquare

The optimal policy for the minimum expected entropy criterion (1) shown in Thm. 8 is intuitive. The sensor u with the maximum information gain (or entropy loss) is chosen, where the entropy loss is measured as a function of the u th sub-marginal distribution $p_n^{(u)}(x, \epsilon_u)$. While the form (29) bears some similarity to the form (6), the bisection policy is no longer optimal. In addition, in this unknown probability setting, it may not always be the case that the sensor with the largest capacity will be chosen (this would be the case in the known probability setting). The integral with respect to $d\epsilon$ over $\epsilon \in [0, 1/2)$ essentially averages out the contribution of the unknown error probabilities with respect to the observed data up to the current time n .

1) *One-dimensional Case:* The next corollary specifies the form of the optimal policy derived in Thm. 8 for one-dimensional targets. For simplicity, consider the unit interval $\mathcal{X} = [0, 1]$ as the target domain.

Corollary 1. (*Sensor Selection Policy, Unknown Error Probabilities, One-dimensional Target*) Consider the problem (1) for the optimal sensor and query selection policy. Consider the query regions $A_n = [0, x_n]$. The optimal sensor u and associated query region $A = [0, x]$ at time n is given by:

$$\max_u \left\{ \max_{x \in [0, 1]} h_B(g_{1,n}^{(u)}(x)) - c_n^{(u)} \right\} \quad (31)$$

where $h_B(\cdot)$ is the binary entropy function [4] and

$$\begin{aligned} c_n^{(u)} &= \int_{\epsilon_u=0}^{1/2} h_B(\epsilon_u) p_n^{(u)}(\epsilon_u) d\epsilon_u \\ g_{1,n}^{(u)}(x) &= \int_0^x \mu_n^{(u)}(t) dt + \int_x^1 (p_n(t) - \mu_n^{(u)}(t)) dt \\ \mu_n^{(u)}(t) &= \int_{\epsilon_u=0}^{1/2} \epsilon_u p_n^{(u)}(t, \epsilon_u) d\epsilon_u \\ p_n(t) &= \int_{\epsilon_1=0}^{1/2} \cdots \int_{\epsilon_M=0}^{1/2} p_n(t, \epsilon_1, \dots, \epsilon_M) d\epsilon_1 \cdots d\epsilon_M \end{aligned}$$

Proof: From Thm. 8, we have the optimality condition shown in (29). Under Assumption 2, we have $H(f_0(\cdot|\epsilon_u)) = H(f_1(\cdot|\epsilon_u)) = h_B(\epsilon_u)$. Using this in the second term in the supremum of (29):

$$\begin{aligned} & \int_{\epsilon_u=0}^{1/2} H(f_1(\cdot|\epsilon_u)) P_n^{(u)}(A, \epsilon_u) + H(f_0(\cdot|\epsilon_u)) P_n^{(u)}(A^c, \epsilon_u) d\epsilon_u \\ &= \int_{\epsilon_u=0}^{1/2} h_B(\epsilon_u) \left(P_n^{(u)}(A, \epsilon_u) + P_n^{(u)}(A^c, \epsilon_u) \right) d\epsilon_u \\ &= \int_{\epsilon_u=0}^{1/2} h_B(\epsilon_u) p_n^{(u)}(\epsilon_u) d\epsilon_u = c_n^{(u)} \end{aligned} \quad (32)$$

Thus, we conclude that the second term in (29) is independent of the query region A , but still depends on the sensor u .

Rewriting the first term in the supremum of (29), we have for $A = [0, x]$:

$$\begin{aligned} & H \left(\int_{\epsilon_u=0}^{1/2} f_1(\cdot|\epsilon_u) P_n^{(u)}(A, \epsilon_u) + f_0(\cdot|\epsilon_u) P_n^{(u)}(A^c, \epsilon_u) d\epsilon_u \right) \\ &= H \left(\int_{\epsilon_u=0}^{1/2} f_1(\cdot|\epsilon_u) \left\{ \int_0^x p_n^{(u)}(t, \epsilon_u) dt \right\} + f_0(\cdot|\epsilon_u) \left\{ \int_x^1 p_n^{(u)}(t, \epsilon_u) dt \right\} d\epsilon_u \right) \\ &= H \left(\int_0^x \left\{ \int_{\epsilon_u=0}^{1/2} f_1(\cdot|\epsilon_u) p_n^{(u)}(t, \epsilon_u) d\epsilon_u \right\} dt + \int_x^1 \left\{ \int_{\epsilon_u=0}^{1/2} f_0(\cdot|\epsilon_u) p_n^{(u)}(t, \epsilon_u) d\epsilon_u \right\} dt \right) \\ &= h_B(g_{1,n}^{(u)}(x)) \end{aligned} \quad (33)$$

where $g_{1,n}^{(u)}(x)$ is defined in the statement of the theorem. ■

We note that the optimal policy derived for the unknown probability case in (31) is *not* equivalent to the probabilistic bisection policy-i.e., obtaining $P_n^{(u)}([0, x_n^{(u)}]) = 1/2$ for each sensor u and then evaluating the information gain and choosing the sensor with the maximum information gain. This heuristic scheme would yield a suboptimal information gain as compared to the maximal information gain given by (31). Thus, in the unknown probability setting, the optimal control law is no longer equivalent to the known probability setting (after marginalizing out the noise parameters $\epsilon_1, \dots, \epsilon_M$). This result shows that the

two settings are quite different and the answers to the unknown channel case are more complex. We empirically observed that there is a unique query point $x = x_n^* = x_n^{(u^*)}$ that maximizes the function (31). This is similar to the one-dimensional case for the known probability setting when the query region is of the form $A = [0, x]$; i.e., the optimal point is the median.

VI. SIMULATIONS

This section contains a few illustrative simulations that validate the methodology presented throughout the paper.

A. Known Error Probability

Figs. 7 and 8 show the empirical performance of the human-in-the-loop by comparing the actual MSEs of “player 1” and of “player 1 + human”, for the cases of uniform and nonuniform prior distributions on the target location. It is observed that employing a human in the loop reduces the MSE relative to only having “player 1” and to having “player 1 + player 2” for a wide range of n . We note that as $n \rightarrow \infty$, the “player 1 + human” curve will cross the “player 1 + player 2” curve, being consistent with the upper bounds shown in (14) and (17) since the human’s contribution is strongest in the first few iterations, while its value decreases to zero as $n \rightarrow \infty$. Also, the human model does not yield a different exponent in the exponential rate of convergence, while adding a second player does as predicted in Thms. 3 and 4.

Next, we observe the effect of the prior distribution associated with the target location on the MSE performance. We observe that the “player 1 + human” scheme provides a larger gain when the initial distribution is trimodal with larger variance on the true component centered at $X^* = 0.75$ (see Fig. 9) as shown in Fig. 8, as compared to the gain from starting from a uniform distribution as shown in Fig. 7. In fact, the human-in-the-loop combined with player 1 outperforms two players 1 and 2 for a wide range of iterations n .

Figures 10 and 11 show the empirical MSE as a function of $\epsilon_1 \in (0, 1/2)$ for $\kappa = 2.0$ and $\kappa = 1.5$, respectively. As expected, larger MSE gains are obtained for $\kappa = 1.5$. For fixed κ , we observe from both figures that the MSE associated with just “player 1” increases as ϵ_1 increases, and in addition, the MSE associated with “player 1 + human” yields a larger improvement over just using player 1 for larger ϵ_1 . In other words, the worse player 1 is, the larger the value of the human in reducing the MSE.

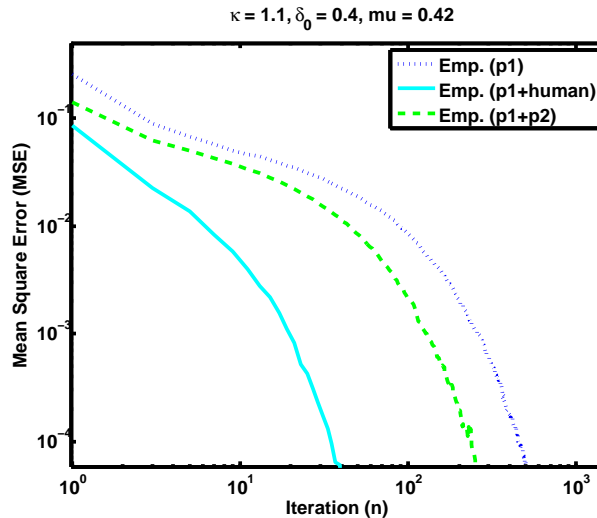


Fig. 7. Monte Carlo simulation for MSE performance of the sequential estimator as a function of iteration. 8000 Monte Carlo trials were used. The human parameters were set to $\kappa = 1.1$, $\mu = 0.42$, $\delta_0 = 0.4$, the players' parameters were $\epsilon_1 = \epsilon_2 = 0.4$, and the length of pseudo-posterior was $\Delta^{-1} = 1618$. The target was set to $X^* = 0.75$. The initial distribution was uniform.

B. Unknown Error Probability

Fig. 12 numerically evaluates the MSE performance for $M = 1$ sensor with unknown error probability. This simulation implies that the binary responses obtained from one player carry enough information to both estimate the target accurately and its error probability.

VII. CONCLUSION

We studied the problem of collaborative 20 questions with noise for the multiplayer case. We derived an equivalence theorem that shows the joint query design has the same performance on average as the sequential bisection query design, despite the fact that the sequential bisection query design has access to a more refined filtration. In addition, the sequential bisection query design is easily implemented due to the low complexity of the controllers (unlike the jointly optimal design). Using this framework, we obtained mean-square-error bounds for the performance of the sequential estimator. The methodology was applied to human-in-the-loop target localization systems.

The framework was generalized to the case of unknown error probabilities associated with noisy players. For this case, it was shown that the maximum entropy loss per iteration is time-varying (unlike in the known probability case) and the optimal policy that achieves this gain is not equivalent to the probabilistic bisection policy. Simulations were provided to numerically evaluate the performance of the

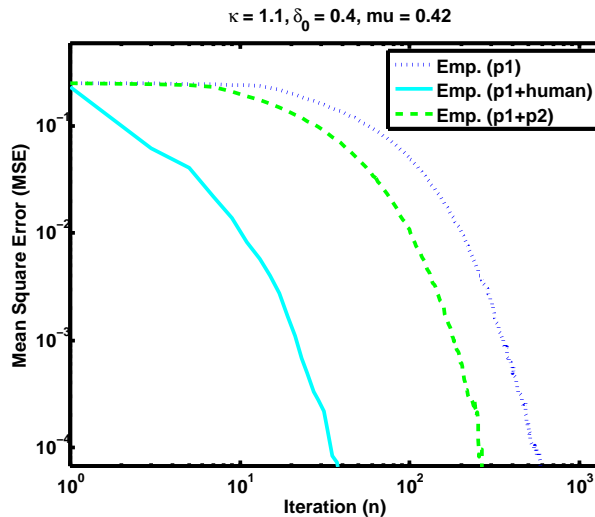


Fig. 8. Monte Carlo simulation for MSE performance of the sequential estimator as a function of iteration. 8000 Monte Carlo trials were used. The human parameters were set to $\kappa = 1.1$, $\mu = 0.42$, $\delta_0 = 0.4$, the players' parameters were $\epsilon_1 = \epsilon_2 = 0.4$, and the length of pseudo-posterior was $\Delta^{-1} = 1618$. The target was set to $X^* = 0.75$. The initial distribution was a mixture of three Gaussians as shown in Fig. 9.

proposed sequential estimator. Worthwhile future work could include the following extensions: 1) query design for target detection and classification; 2) more sophisticated human/machine response models that account for state-dependent response (channel) errors.

REFERENCES

- [1] B. Jedynek, P. I. Frazier, and R. Sznitman, "Twenty questions with noise: Bayes optimal policies for entropy loss," *Journal of Applied Probability*, vol. 49, pp. 114–136, 2012.
- [2] R. Castro and R. Nowak, "Active learning and sampling," in *Foundations and Applications of Sensor Management*. Springer, 2007.
- [3] K. G. Jamieson, R. D. Nowak, and B. Recht, "Query complexity of derivative-free optimization," *Advances in Neural Information Processing Systems (NIPS)*, 2012.
- [4] T. D. Cover and J. A. Thomas, *Elements of Information Theory*. Wiley, 2006.
- [5] R. Castro and R. D. Nowak, "Upper and lower error bounds for active learning," in *44th Annual Allerton Conference on Communication, Control and Computing*, 2006.
- [6] X. Wang, J. O. Berger, and D. S. Burdick, "Bayesian analysis of dynamic item response models in educational testing," *Annals of Applied Statistics*, vol. 7, no. 1, pp. 126–153, 2013.
- [7] K. G. Jamieson and R. D. Nowak, "Active ranking using pairwise comparisons," in *Advances in Neural Information Processing Systems 24*, J. Shawe-Taylor, R. Zemel, P. Bartlett, F. Pereira, and K. Weinberger, Eds., 2011, pp. 2240–2248.
- [8] A. Gersho and R. M. Gray, *Vector quantization and Signal Compression*. Kluwer Academic Press/Springer, 1992.

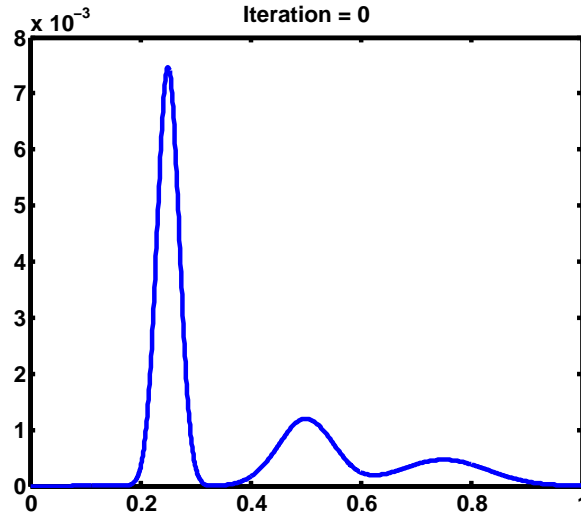


Fig. 9. Initial distribution for BZ algorithm. The distribution is a mixture of three Gaussians with means 0.25, 0.5 and 0.75, and variances 0.02, 0.05 and 0.08, respectively. The target was set to be the center of the mode at $X^* = 0.75$ with the largest variance. The resulting MSE performance of the sequential estimator is shown in Fig. 8.

- [9] M. V. Burnashev and K. S. Zigangirov, “An interval estimation problem for controlled observations,” *Problems in Information Transmission*, vol. 10, pp. 223–231, 1974.
- [10] R. Castro, “Active Learning and Adaptive Sampling for Non-parametric Inference,” Ph.D. dissertation, Rice University, August 2007.

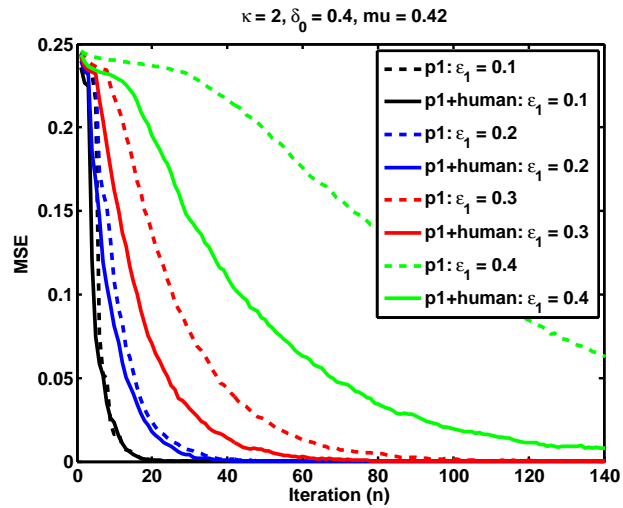


Fig. 10. Monte Carlo simulation for MSE performance of the sequential estimator as a function of iteration and $\epsilon_1 \in (0, 1/2)$. 2000 Monte Carlo trials were used. The human parameters were set to $\kappa = 2.0, \mu = 0.42, \delta_0 = 0.4$, the length of pseudo-posterior was $\Delta^{-1} = 1618$. The target was set to $X^* = 0.75$. The initial distribution was a mixture of three Gaussians as shown in Fig. 9.

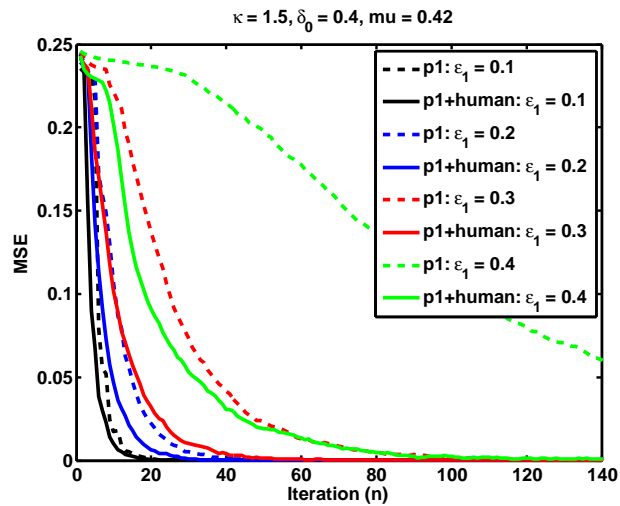


Fig. 11. Monte Carlo simulation for MSE performance of the sequential estimator as a function of iteration and $\epsilon_1 \in (0, 1/2)$. 2000 Monte Carlo trials were used. The human parameters were set to $\kappa = 1.5, \mu = 0.42, \delta_0 = 0.4$, the length of pseudo-posterior was $\Delta^{-1} = 1618$. The target was set to $X^* = 0.75$. The initial distribution was a mixture of three Gaussians as shown in Fig. 9.

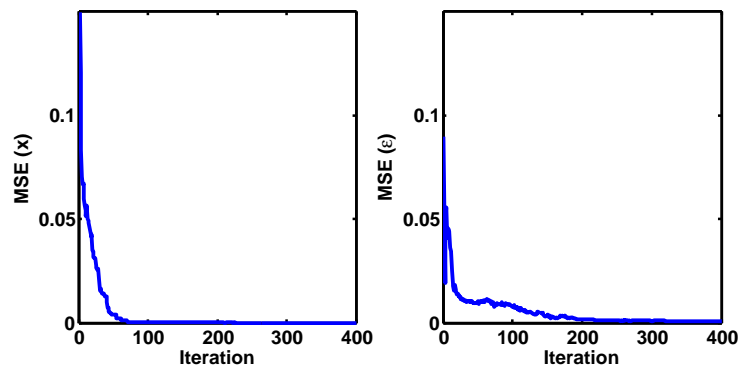


Fig. 12. Monte Carlo simulation for MSE performance of the joint sequential estimator (of the target X^* and the error probability ϵ^*). The MSE for X is shown on the left and MSE for ϵ on the right, as a function of iteration. 100 Monte Carlo trials were used. The true error probability was set to $\epsilon^* = 0.3$ and the true target location was $X^* = 0.75$. The target was set to $X^* = 0.75$. The initial distribution was a joint uniform density $p_0(x, \epsilon)$.