

Activity and Steady-State Kinetics of One-Dimensional Kinetic Ising Model

Kuo Kan Liang

¹ *Research Center for Applied Sciences,*

Academia Sinica, 128 Academia Road,

Section 2, Nankang, Taipei 115-29, Taiwan and

² *Department of Biochemical Science and Technology,*

National Taiwan University, No. 1, Sec. 4,

*Roosevelt Road, Taipei, 10617 Taiwan**

Abstract

In this work we focused on the kinetics of a one-dimensional Ising system (1DIS) with constant nearest-neighbor interaction (NNI). The exact solution of both thermodynamics and kinetics of this system under quasi-chemical approximation (QCA) had been shown in the literature, and the equilibrium solution was exact. In this work, it was discussed why QCA applied the best in the case of 1DIS with constant NNI. Furthermore, extension had been made to discuss that due to this special reason, perhaps the kinetics of the system under QCA is the correct steady-state kinetics. Inspired by this observation, the activity and activity coefficients of the system was studied closely to re-examine the form of the equation of motion under QCA. A novel concept—the instantaneous activities and the corresponding instantaneous activity coefficients—was introduced, and in terms of these quantities the kinetics seemed to be much simpler and physically more meaningful. The chevron plot of this system was also discussed and new way of looking at the *rollover* of chevron plots was presented.

PACS numbers: 05.50.+q,64.60.De,87.15.Cc,87.15.hm

* kkliang@sinica.edu.tw

I. INTRODUCTION

The Ising model is a macroscopic system of interacting constituents with the fewest possible system variables. It provides the insight to the essential characters of phase transition, and more generally the cooperative phenomena. In the past two decades, Ising-like models were also widely applied in protein sciences. According to the level of specificity, there were two major classes of models. The one-dimensional model of Zwanzig[1] is highly abstract one, and the Wako-Saitô-Muñoz-Eaton (WSME) model[2, 3], also one-dimensional, was very concrete. The present author and coworkers had employed a model with complexity in between that of Zwanzig and WSME models[4–10]. The advantage of such models is that it emphasizes on some properties common to all different realistic systems, while it does that with clear enough details.

In this work, the system discussed is a one-dimensional Ising model with constant nearest neighbor interaction (NNI). The components of this model are related to the *discrete parameters* introduced by Zwanzig[1] and are called the *structural units* (SU). In analogy with the magnetic systems, in which an external magnetic field can create energy difference between the spin up and down state, the external conditions such as temperature, pH, and denaturant concentration can induce a free energy difference between the native (up) and denatured (down) states of an SU. In this work, this energy difference is called the *local free energy difference*. Interactions of a specific SU with its neighbors also result in an energy difference between the native and denatured states, and this energy difference obviously depends not only on the state of this SU, but also on the states of its neighbors. This interaction energy, together with the local free energy difference under the external conditions, determines the overall energy difference between the native and denatured states of this SU. System-wise, the total energy depends on the instantaneous external conditions, and on the instantaneous structural configuration of the system through a parameter describing the strength of the NNI. The exact equilibrium solution of the system, specifically, the partition function of it, can be obtained by standard method of transfer matrix[11], and it will reduce to a very simple form by assuming that the system size goes to infinity.

The kinetics of such systems had been widely studied, and perhaps most extensively with phenomenological approaches. Starting with the master equation approaches, assumption can be made on the relations between the transition rates and the characteristic time scale of

the processes[12–14], or the derivation of the form of the rates from microscopic theory can be worked out[15, 16]. Since these results are not the original contribution by the present author, detailed derivations of the theories were avoided whenever possible. The emphasis here are the extensions and re-formulations that reveal insights that were not noticed before. To that end, however, those known results that are used herein should be highlighted, and the notations be unified.

In the following Section, the theory is highlighted in four parts. First, the notations are introduced. Second, the exact partition function of the system is presented. With that, the equilibrium properties of the system can be shown. Third, the master equations are presented, and the Glauber’s form of the principle of detailed balance[12] is used to write down the relevant rates in the equations. Various approximations could be applied to make the master equations more easily solvable. In the fourth part the mean-field and the quasi-chemical approximations are introduced. It is shown that for the constant NNI model quasi-chemical approximation results in the correct equilibrium solution. Therefore, in the third Section, the kinetics of the quasi-chemical model is analyzed in detail. Specifically, the nonideality of the interacting-SU system is represented by its activities and activity coefficients. It is found that by using the analytic forms of the activities and coefficients to define corresponding kinetic quantities which shall be called the “instantaneous activities” or “instantaneous activity coefficients”, the kinetics of the system can be expressed in a very elegant form. The rate law is so simple that the chevron plot of this model can also be discussed. In the final Section, this work is concluded with some outlooks.

II. THEORY

In the following, the notations and major theories used throughout this text are described in detail. The thermodynamics and the kinetics of the system are mostly already solved in the literature. Therefore the details of the derivations are sometimes left out. Although cares had been taken not to make it look like all of the contributions were from the present author, sometimes, for the readability of the text, distinction between known facts and new extensions is hard to make. The author wishes to acknowledge all of the earlier contributors in this field, and apologizes first, before the discussions proceed.

A. Notations

The system consists of a number M of identical but distinguishable components. Each component, like a spin-1/2 particle, has two states. In this work we call these *local two-state* (LTS) components the *structural units* (SU). The j -th SU is quantified by a normalized binary variable σ_j that takes the value of either $+1$ or -1 . Topologically, this system can, by borrowing the Dirac notation, be expressed as

$$|\vec{\sigma}\rangle \equiv |\sigma_1, \dots, \sigma_{j-1}, \sigma_j, \sigma_{j+1}, \dots, \sigma_M\rangle. \quad (1)$$

Later the size of the system will be taken to infinity, therefore the boundary effect is of very little concern. In that case, circular boundary condition can be used to further simplify the model. Consequently, a Hamiltonian-like quantity \hat{H} can be defined as following:

$$\hat{H} |\vec{\sigma}\rangle = \left[- \sum_j \sigma_j \varepsilon_j(\vec{\sigma}) \right] |\vec{\sigma}\rangle. \quad (2)$$

\hat{H} is said to be ‘Hamiltonian-like’ because actually it can represent the free energy of the system instead of just the internal energy. Since in this simplified spin-like view of the system the spatial configuration is not considered at all, the kinetics energy is implicit, and there is no expansion work. Hence it is not necessary to distinguish between internal energy and various free energies. The factor $\varepsilon_j(\vec{\sigma})$ measures the energy difference between the native and denatured states of the j -th SU when the system is in a specific configuration $\vec{\sigma}$. The circular symmetry implies that the ways to determine the energy of every SU are identical. Moreover, a common zero of energy can be found so that, viewing from any of the SUs, for any configuration of the remaining SUs, the energies corresponding to the native and denatured states are always equal in magnitude and opposite in sign. This justify the notation in Eq. (2). In the present model, indeed

$$\varepsilon_j(\vec{\sigma}) = \epsilon + J(\sigma_{j-1} + \sigma_{j+1})/2 \quad (3)$$

The energy term ϵ is the energy difference between the denatured and the native states when there is zero cooperativity. Although seemingly natural, this definition is in fact self-contradicting. When the sign of ϵ changes, the originally native state becomes the non-native state. Therefore the native state should be more clearly defined as the more stable state when $\epsilon > 0$. Thus defined, ϵ shall be called the *local free energy difference* in later text

for brevity, because it reflects the thermodynamic properties of a local two-state system. The other factor J represents the constant coupling between neighboring SUs. In Eq. (3), every interaction is counted twice when the whole system is considered, a factor of one-half is included there for compensation. When J is positive, neighboring spins of the same signs contribute a negative energy term, meaning that this configuration is more stable than neighboring spins with opposite signs. Therefore positive J implies positive cooperativity. Naturally, negative J implies negative cooperativity. The total energy of a configuration of the system determines the relative stability of it, and we can sum up the contributions to obtain

$$\hat{H} |\vec{\sigma}\rangle = \left[- \sum_j (\epsilon \sigma_j + J \sigma_j \sigma_{j+1}) \right] |\vec{\sigma}\rangle. \quad (4)$$

B. Partition function and some properties

The partition function is the most useful and fundamental quantity of a statistical mechanical system. The methods to obtain the partition function and to apply it to obtain the most important statistical properties of the present model are standard and can be found in many textbooks and articles. The procedures presented in this Subsection follow the text of K. Huang[17] and the book chapter by H. W. Huang and W. A. Seitz[18].

The partition function of this system can be written as

$$\begin{aligned} Z &= \sum_{\{\vec{\sigma}\}} \prod_j e^{[\epsilon \sigma_j + J \sigma_j (\sigma_{j-1} + \sigma_{j+1})/2]/k_B T} \\ &= \sum_{\{\vec{\sigma}\}} \prod_j e^{\bar{\epsilon} \sigma_j + \bar{J} \sigma_j (\sigma_{j-1} + \sigma_{j+1})/2} \end{aligned} \quad (5)$$

where for brevity we defined $\bar{\epsilon} = \epsilon/k_B T$ and $\bar{J} = J/k_B T$. Transfer matrix method can be used to calculate the analytic form of Z [11]:

$$Z = \lambda_+^M + \lambda_-^M = \lambda_+^M \left(1 + \frac{\lambda_-^M}{\lambda_+^M} \right). \quad (6)$$

where

$$\lambda_{\pm} = e^{\bar{J}} \cosh \bar{\epsilon} \pm \sqrt{e^{2\bar{J}} \sinh^2 \bar{\epsilon} + e^{-2\bar{J}}} \quad (7)$$

Since $|\lambda_-/\lambda_+| < 1$ in any case, when M is large, $Z \approx \lambda_+^M$.

With the partition function, any thermo-statistical property of the system can be obtained. The most important observable in the Ising model for a spin system is the ‘magnetization’ which can be directly related to the system-average equilibrium value of σ :

$$\langle \sigma \rangle_{\text{eq}} = \frac{\sum_{\{\bar{\sigma}\}} \sum_j \sigma_j \exp [\bar{\epsilon} \sum_k \sigma_k + \bar{J} \sum_k (\sigma_{k-1} + \sigma_{k+1}) \sigma_k / 2]}{Z} \quad (8)$$

With this definition, it can be easily shown that

$$\langle \sigma \rangle_{\text{eq}} = \frac{1}{M} \frac{\partial \ln Z}{\partial \bar{\epsilon}} \quad (9)$$

Replacing Z by λ_+^M and use Eq. (7) it is obtained that

$$\langle \sigma \rangle_{\text{eq}} = \frac{e^{2\bar{\epsilon}} - 1}{\sqrt{(e^{2\bar{\epsilon}} - 1)^2 + 4e^{2\bar{\epsilon}}e^{-4\bar{J}}}}. \quad (10)$$

In a spin system $\langle \sigma \rangle$ is the observable ‘magnetization’. In other systems of collection of LTS, it is not necessarily the most relevant observable. In contrast, the “fraction of spins up” f_+ and “fraction of spins down” f_- are always important. In the Ising-like model of protein folding problem, they correspond to the “fraction of SUs folded” and the “fraction of SUs unfolded,” respectively. They are related to $\langle \sigma \rangle$ by the simple relations

$$f_+ = \frac{1 + \langle \sigma \rangle}{2}, \quad f_- = \frac{1 - \langle \sigma \rangle}{2} \quad (11)$$

These quantities are related to the observed “fraction folded” and “fraction unfolded” by Zwanzig. In this work, this viewpoint is also adopted. However, this is still debatable. In a macroscopic experimental observation of the protein folding/unfolding process, what can be said to be the native state of a protein? When an enzyme is said to have 80 percent activity, for example, does it mean that for each protein roughly around 80 percent of its structural units are in their native states, or does it mean that 80 percent of the protein molecules are almost perfectly folded, while the states of the other 20 percent of molecules are not optimal enough? To work on this abstract model, it is easier to accept the first viewpoint, but it is not clear which one is more reasonable. This open problem cannot be treated in this work.

Finally, it should be noted that when $J = 0$, $\langle \sigma \rangle_{\text{eq}}^* = (e^{2\bar{\epsilon}} - 1) / (e^{2\bar{\epsilon}} + 1) = \tanh \bar{\epsilon}$, where the superscripted star sign represents the ideal case throughout the following text. For later convenience, the notation is further simplified so that $\sigma_\infty \equiv \langle \sigma \rangle_{\text{eq}}^*$. In Eq. (10), the terms

involving $\bar{\epsilon}$ can be expressed in terms of σ_∞ . Moreover, one can express σ_∞ in terms of $\langle\sigma\rangle_{\text{eq}}$ and \bar{J} . As a summary,

$$\langle\sigma\rangle_{\text{eq}} = \frac{\sigma_\infty e^{2\bar{J}}}{\sqrt{1 + \sigma_\infty (e^{4\bar{J}} - 1)}}; \quad \sigma_\infty = \frac{\langle\sigma\rangle_{\text{eq}}}{\sqrt{\langle\sigma\rangle_{\text{eq}}^2 + (1 - \langle\sigma\rangle_{\text{eq}}^2) e^{4\bar{J}}}} \quad (12)$$

C. Kinetics

The procedures for solving the kinetics of the present model are based on the more general rate equation methods for treating general Ising models presented by Glauber[12]. This method is customized to solve the kinetics of exactly the present model by Huang and Seitz[18].

To discuss the kinetics of the system, it is assumed that the elementary reactions are the flippings of one spin at a time. In reality, perhaps the simultaneous flipping of two or more spins is possible, but in those cases it is more troublesome to construct the model phenomenologically. In this work, especially, the principle of detailed balance is used to regulate the relative magnitudes of the transition rates. Given the equilibrium fraction of native and denatured SUs, the ratio of forward and backward single-SU-flipping rate constants can be determined. If it is desired to include double-SU-flipping processes, the ratio of forward and backward double-SU-flipping rate constants have to be determined. It will be seen later that in the present work the focus is on the quasi-chemical approximation in which the ratio between number of neighboring SU-pair in difference configurations are derived. However, this is still not enough because double-SU-flipping processes are not limited to happening to nearest-neighboring SU-pairs. Presently, there does not seem to have a good principle for setting up detail-balanced double-SU-flipping model. Therefore, to avoid unwanted mistakes, those high-order processes are not considered. Also noted is that, for brevity, in this paragraph *flip* or *flipping* were used to describe the forward and backward transitions between the native and denatured states of one SU. These terms will be used throughout the text whenever there is no need to worry about ambiguity.

Starting with the initial spin configuration $|\vec{\sigma}\rangle$, if the j -th SU flips, the value of σ_j will change into $-\sigma_j$. The resulted final structural configuration is different from $|\vec{\sigma}\rangle$ only by the value of one SU. A notation $|\vec{\sigma}'_j\rangle$ is introduced to denote this final state after the specific process starting from $|\vec{\sigma}\rangle$. The single-SU-flipping rates can be expressed as the matrix

element of a propagator \hat{W} , and the general master equation is[4, 12, 14, 16]

$$\frac{d}{dt}P(\vec{\sigma}; t) = -P(\vec{\sigma}; t) \sum_j \langle \vec{\sigma}'_j | \hat{W} | \vec{\sigma} \rangle + \sum_j P(\vec{\sigma}'_j; t) \langle \vec{\sigma} | \hat{W} | \vec{\sigma}'_j \rangle \quad (13)$$

where $P(\vec{\sigma}; t)$ is the probability that the configuration of the system is $|\vec{\sigma}\rangle$ at time t . If $P(\vec{\sigma}; t)$ is solved, one can obtain the kinetics of other random variables of the system. However, if the goal is to obtain the magnetization directly, there is a shortcut. Since if $P(\vec{\sigma}; t)$ is known, at time t the expectation value of σ , denoted simply as $\langle \sigma \rangle$, is

$$\langle \sigma \rangle = \sum_{\{\vec{\sigma}\}} \left[\frac{1}{M} \sum_j \sigma_j \right] P(\vec{\sigma}; t) \quad (14)$$

Differentiating $\langle \sigma \rangle$ with respect to time results in

$$\frac{d\langle \sigma \rangle}{dt} = \sum_{\{\vec{\sigma}\}} \left[\frac{1}{M} \sum_j \sigma_j \right] \frac{dP(\vec{\sigma}; t)}{dt} \quad (15)$$

Inserting Eq. (13) into Eq. (15), the right-hand-side can be easily simplified. Since this is already worked out by Huang and Seitz[18], the derivation is left out. Without any further approximation, the equation of motion (EOM) of the magnetization is

$$\frac{d\langle \sigma \rangle}{dt} = \sum_{\{\vec{\sigma}\}} \frac{2}{M} \sum_j \sigma_j \langle \vec{\sigma}'_j | \hat{W} | \vec{\sigma} \rangle P(\vec{\sigma}; t) \quad (16)$$

The principle of detailed balance, when applied to the Ising system, can be expressed in the form introduced by Glauber[12]:

$$\frac{\langle \vec{\sigma}'_j | \hat{W} | \vec{\sigma} \rangle}{\langle \vec{\sigma} | \hat{W} | \vec{\sigma}'_j \rangle} = \frac{\exp[-\bar{\epsilon}\sigma_j - \bar{J}\sigma_j(\sigma_{j-1} + \sigma_{j+1})]}{\exp[+\bar{\epsilon}\sigma_j + \bar{J}\sigma_j(\sigma_{j-1} + \sigma_{j+1})]} \quad (17)$$

By introducing a useful shorthand $\eta = \tanh(2\bar{J})$, It is found that

$$\frac{\langle \vec{\sigma}'_j | \hat{W} | \vec{\sigma} \rangle}{\langle \vec{\sigma} | \hat{W} | \vec{\sigma}'_j \rangle} = \frac{1 - \sigma_\infty \sigma_j}{1 + \sigma_\infty \sigma_j} \times \frac{1 - \eta \sigma_j (\sigma_{j-1} + \sigma_{j+1}) / 2}{1 + \eta \sigma_j (\sigma_{j-1} + \sigma_{j+1}) / 2} \quad (18)$$

Following the reasoning of Glauber, one can let

$$\langle \vec{\sigma}'_j | \hat{W} | \vec{\sigma} \rangle = \mathcal{W} (1 - \sigma_\infty \sigma_j) [1 - \eta \sigma_j (\sigma_{j-1} + \sigma_{j+1}) / 2] \quad (19)$$

where \mathcal{W} is a characteristic rate (or frequency) of the system, or, in other words, its inverse is a characteristic time scale of the system. It has to be noted, however, that the Glauber's

principle of detailed balance in the form of Eq. (19) is worthy of further investigation. Indeed, the meaning of this time scale and its connection with (or not with) the Markov approximation were the topics of the study of Metiu et al.[15]. The problem not discussed in that work and other similar ones is that if the proportional factor \mathcal{W} also depends on the configuration of the system but it does not depend on the sign of the j -th spin, condition in Eq. (17) can still be satisfied, but the kinetics, if calculated by assuming Eq. (19) with constant \mathcal{W} , may be unreliable. This problem is beyond the scope of the present work. In the following, it is assumed that Eq. (19) with constant \mathcal{W} is valid. A deterministic EOM of the instantaneous expectation value $\langle\sigma\rangle$ can be obtained[18]:

$$\frac{d\langle\sigma\rangle}{d\tau} = \sigma_\infty - (1 - \eta)\langle\sigma\rangle - \sigma_\infty\eta\left\langle\frac{1}{M}\sum_j\sigma_j\sigma_{j+1}\right\rangle \quad (20)$$

where $\tau = 2\mathcal{W}t$ is the temporal variable t scaled by the characteristic rate.

D. Approximations

The phenomenological equation (20) cannot be solved analytically without knowledge of the nearest-neighboring-SU correlation $\left\langle\sum_j\sigma_j\sigma_{j+1}/M\right\rangle$. Actual knowledge about it does not exist, and approximation have to be made.

The first approximation, namely the mean-field approximation (MFA), is widely applied in literature[4, 5, 16]. This is done by replacing the SU-SU correlation by $\langle\sigma\rangle^2$ so that

$$\frac{d\langle\sigma\rangle}{d\tau} = \sigma_\infty - (1 - \eta)\langle\sigma\rangle - \sigma_\infty\eta\langle\sigma\rangle^2 \quad (21)$$

In this work the solution to this equation will not be discussed. Nevertheless, the steady-state solution is examined. By letting the time-derivative to be zero, it is found that at equilibrium the MFA model predicts that

$$\langle\sigma\rangle_{\text{eq(MFA)}} = \frac{\eta - 1 + \sqrt{\eta^2 + (4\sigma_\infty^2 - 2)\eta + 1}}{2\sigma_\infty\eta} \quad (22)$$

In comparison, expressed in terms of σ_∞ and η , the exact solution Eq. (10) becomes

$$\langle\sigma\rangle_{\text{eq}} = \frac{\sigma_\infty\sqrt{1 + \eta}}{\sqrt{1 - \eta + 2\eta\sigma_\infty^2}} \quad (23)$$

Thus, MFA predicts wrong equilibrium solution, although typically the numerical difference is not serious. This is why the kinetics of MFA model is not of interests here.

The second and the major approximation to be discussed in the following is the quasi-chemical approximation (QCA)[18–20]. The details of the application of QCA to the present model are fully explained by Huang and Seitz[18]. In the following, only the outline of the method is presented.

For an arbitrary configuration of the system (of M SUs), let the number of native SUs be M_+ , and the number of denatured SUs be M_- . Meanwhile, the number of neighboring pairs that are both native is M_{++} and the number of neighboring pairs that are both denatured is M_{--} . In parallel, the number of neighboring pairs with opposite states is M_{+-} . For very large M , ignore the boundary effect by assuming cyclic boundary conditions and it can be shown that $2M_+ = 2M_{++} + M_{+-}$ and $2M_- = 2M_{--} + M_{+-}$ and $M_- = M - M_+$. In the summation $\sum_j \sigma_j \sigma_{j+1}$ in the SU-SU correlation, the M_{++} pairs and M_{--} pairs of spins each contributes $+1$, and the M_{+-} pairs of spins each contributes -1 to the result:

$$\frac{1}{M} \sum_j \sigma_j \sigma_{j+1} = \frac{M_{++} + M_{--} - M_{+-}}{M} = \frac{4M_{++} - 4M_+ + M}{M} \quad (24)$$

Therefore if $\langle M_{++} \rangle$ is found, the expected SU-SU correlation can also be found. The necessity of an approximation lies in the lack of a self-consistent knowledge of the probability $P(\vec{\sigma}; \tau)$ for evaluating the average. In QCA it is proposed that, knowing that the *local* energies of a $++$, $+/-/+$ and $--$ pair of spins are, respectively, $-2\epsilon - J$, J and $2\epsilon - J$, the numbers of these kinds of pairs are distributed, at any moment, according to their respective Boltzmann factors. In other words, $\langle M_{+-} \rangle / \langle M_{++} \rangle = e^{-\bar{J}} / e^{2\bar{\epsilon} + \bar{J}}$, $\langle M_{+-} \rangle / \langle M_{--} \rangle = e^{-\bar{J}} / e^{-2\bar{\epsilon} + \bar{J}}$, and therefore

$$\frac{\langle M_{+-} \rangle^2}{\langle M_{++} \rangle \langle M_{--} \rangle} = \frac{e^{-2\bar{J}}}{e^{2\bar{\epsilon} + \bar{J}} e^{-2\bar{\epsilon} + \bar{J}}} = e^{-4\bar{J}} \quad (25)$$

A few more algebraic steps should be carried out to convert this condition into an expression of $\langle M_{++} \rangle$ as a function of $\langle M_+ \rangle$ (and the constant \bar{J}) only. Importantly, the fraction of native SUs, $f_+ = (1 + \langle \sigma \rangle) / 2$ is directly linked to $\langle M_+ \rangle$ by $f_+ = \langle M_+ \rangle / M$ so

$$\frac{\langle M_{++} \rangle}{M} = \frac{\langle \sigma \rangle + 1}{2} \left[1 + \frac{\langle \sigma \rangle - 1}{1 + \sqrt{\langle \sigma \rangle^2 + (1 - \langle \sigma \rangle^2) e^{4\bar{J}}}} \right] \quad (26)$$

and the EOM of $\langle \sigma \rangle$ becomes

$$\frac{d\langle \sigma \rangle}{d\tau} = -(1 - \eta) \left[\langle \sigma \rangle - \sigma_\infty \sqrt{\langle \sigma \rangle^2 + (1 - \langle \sigma \rangle^2) e^{4\bar{J}}} \right] \quad (27)$$

The steady-state solution of this equation is especially interesting. If $d\langle\sigma\rangle/d\tau = 0$, and call the value of $\langle\sigma\rangle$ in this steady state $\langle\sigma\rangle_{\text{eq}}$, it is found that

$$\sigma_{\infty} = \frac{\langle\sigma\rangle_{\text{eq}}}{\sqrt{\langle\sigma\rangle_{\text{eq}}^2 + \left(1 - \langle\sigma\rangle_{\text{eq}}\right)^2 e^{4\bar{J}}}} \quad (28)$$

which is exactly the equilibrium solution of the model system, Eq. (12).

It is instructive to emphasize the difference between MFA and QCA again. In both approximations, certain quantities are assumed to be at their steady-state values. In MFA, the steady-state fractions of native and denatured SUs that are used to estimate the SU-SU correlation. In QCA, the steady-state fractions of $++$, $+ - / - +$ and $--$ spin-pairs are used instead. Unless the SUs are all independent, MFA can never predict the correct equilibrium analytically. When there are couplings between spins, QCA catches up the lowest-order effect. If there were long-range couplings, QCA cannot be exact analytically, either. In our constant-NNI model, however, the range of interaction matches that assumed by QCA, and the correct equilibrium properties of the system can be obtained. When working on the kinetics, it is therefore also expected that adopting QCA is exactly equivalent to applying steady-state approximation, although this is not proved.

Analytic expression of the solution of Eq. (27) is available[18], but the explicit form is not of interests in the present work. Instead, in the next Section the alternative form of the EOM, Eq. (27), will be discussed.

III. RESULTS AND DISCUSSIONS

In this Section, the new contributions of the author in this work are summarized.

Consider the reaction of a protein from its native state (N) to the denatured state (D):



In the present model, if the coupling J is zero, each SU flips independently, and the equilibrium is determined by ϵ . This case shall be referred to as the *ideal* case in the following. The equilibrium constant also has an ideal value: $K^* = \exp(-2\bar{\epsilon})$. In terms of fractions of

spins up or down, or in terms of the magnetization, this equilibrium is expressed as

$$\frac{f_{-,eq}^*}{f_{+,eq}^*} = \frac{1 - \langle \sigma \rangle_{eq}^*}{1 + \langle \sigma \rangle_{eq}^*} = K^* = e^{-2\bar{\epsilon}} \quad (30)$$

$$\langle \sigma \rangle_{eq}^* = \frac{e^{2\bar{\epsilon}} - 1}{e^{2\bar{\epsilon}} + 1} \quad (31)$$

Notice that ϵ is not determined solely by the intrinsic properties of the system. It depends on external conditions.

When $J \neq 0$, the equilibrium solution is obviously different from the solution in the ideal case. However, the free-energy change upon unfolding is the same. When the SUs are all in the folded state $\sigma = 1$, the total free energy of the system with M SUs is $M(-\epsilon - J)$. In other words, the free-energy per SU is $-\epsilon - J$. Similarly, the free-energy per SU when the fraction unfolded in 1 is $\epsilon - J$. In other words, the denaturation reaction free energy change is $\Delta_d G = \epsilon - J - \epsilon + J = 2\epsilon$. The equilibrium constant, then, is $K = \exp[-\Delta_d G/k_B T] = \exp(-2\bar{\epsilon}) = K^*$. However, the ratio between the equilibrium values of the fractions $f_{-,eq}$ and $f_{+,eq}$ is

$$\frac{f_{-,eq}}{f_{+,eq}} = \frac{\sqrt{(e^{2\bar{\epsilon}} - 1)^2 + 2e^{2\bar{\epsilon}}e^{-4\bar{J}} - (e^{2\bar{\epsilon}} - 1)}}{\sqrt{(e^{2\bar{\epsilon}} - 1)^2 + 2e^{2\bar{\epsilon}}e^{-4\bar{J}} + (e^{2\bar{\epsilon}} - 1)}} \quad (32)$$

which is obviously different from K . This is not surprising because with the non-ideality J , it is expected that the activity coefficients γ_+ and γ_- together with the activities a_+ and a_- should be defined so that

$$a_+ = \gamma_+ f_{+,eq}; \quad a_- = \gamma_- f_{-,eq} \quad (33)$$

and

$$\frac{a_-}{a_+} = \frac{\gamma_- f_{-,eq}}{\gamma_+ f_{+,eq}} = K = e^{-2\bar{\epsilon}} \quad (34)$$

With some rearrangement, it is found that γ_+ and γ_- has to satisfy the relations

$$\frac{\gamma_-}{\gamma_+} = \frac{f_{+,eq}}{f_{-,eq}} \cdot e^{-2\bar{\epsilon}} = \frac{\left(\sqrt{\langle \sigma \rangle_{eq}^2 + e^{4\bar{J}} (1 - \langle \sigma \rangle_{eq}^2)} - \langle \sigma \rangle_{eq} \right) / (1 - \langle \sigma \rangle_{eq})}{\left(\sqrt{\langle \sigma \rangle_{eq}^2 + e^{4\bar{J}} (1 - \langle \sigma \rangle_{eq}^2)} + \langle \sigma \rangle_{eq} \right) / (1 + \langle \sigma \rangle_{eq})} \quad (35)$$

and $\lim_{J \rightarrow 0} \gamma_{\pm} = 1$, and $\lim_{J \rightarrow 0} a_{\pm} = f_{\pm,eq}^*$. The seemingly most reasonable choice is that

$$\gamma_{\pm} = \frac{1 \pm \langle \sigma \rangle_{eq} / \sqrt{\langle \sigma \rangle_{eq}^2 + e^{4\bar{J}} (1 - \langle \sigma \rangle_{eq}^2)}}{1 \pm \langle \sigma \rangle_{eq}} \quad (36)$$

Consequently

$$a_{\pm} = \frac{1 \pm \langle \sigma \rangle_{\text{eq}} / \sqrt{\langle \sigma \rangle_{\text{eq}}^2 + e^{4\bar{J}} (1 - \langle \sigma \rangle_{\text{eq}}^2)}}{2} \quad (37)$$

However, even with the constraints listed above, the choice of the form of the activities and coefficients are not unique. For example, an extra factor of $2 / (1 + \exp(4\bar{J}))$ can be included and all of the constraints can still be satisfied. Anyway, with the above choice it is also quite straightforward to define an activity coefficient and activity for $\langle \sigma \rangle$:

$$\gamma_{\sigma} = \frac{1}{\sqrt{\langle \sigma \rangle_{\text{eq}}^2 + e^{4\bar{J}} (1 - \langle \sigma \rangle_{\text{eq}}^2)}}; \quad a_{\sigma} = \frac{\langle \sigma \rangle_{\text{eq}}}{\sqrt{\langle \sigma \rangle_{\text{eq}}^2 + e^{4\bar{J}} (1 - \langle \sigma \rangle_{\text{eq}}^2)}} \quad (38)$$

Based on wild imagination, the author decided to define several quantities. In parallel with the activities and activity coefficients, the kinetic versions of these quantities, or *instantaneous activities* α_{\pm} and *instantaneous activity coefficients* Γ_{\pm} are defined as

$$\Gamma_{\pm} = \frac{1 \pm \langle \sigma \rangle / \sqrt{\langle \sigma \rangle^2 + e^{4\bar{J}} (1 - \langle \sigma \rangle^2)}}{1 \pm \langle \sigma \rangle} \quad (39)$$

$$\alpha_{\pm} = \frac{1 \pm \langle \sigma \rangle / \sqrt{\langle \sigma \rangle^2 + e^{4\bar{J}} (1 - \langle \sigma \rangle^2)}}{2}$$

It is also straightforward that

$$\Gamma_{\sigma} = \frac{1}{\sqrt{\langle \sigma \rangle^2 + e^{4\bar{J}} (1 - \langle \sigma \rangle^2)}}; \quad \alpha_{\sigma} = \frac{\langle \sigma \rangle}{\sqrt{\langle \sigma \rangle^2 + e^{4\bar{J}} (1 - \langle \sigma \rangle^2)}} \quad (40)$$

Finally, notice the relation:

$$\sigma_{\infty} = a_{\sigma} \quad (41)$$

With the above definitions and relations, the EOM Eq.(27) becomes

$$\begin{aligned} \frac{d\langle \sigma \rangle}{d\tau} &= -(1 - \eta) \left(\langle \sigma \rangle - a_{\sigma} \sqrt{\langle \sigma \rangle^2 + e^{4\bar{J}} (1 - \langle \sigma \rangle^2)} \right) \\ &= -\frac{2}{1 + e^{4\bar{J}}} \left(\frac{\alpha_{\sigma}}{\Gamma_{\sigma}} - \frac{a_{\sigma}}{\Gamma_{\sigma}} \right) = -\frac{2}{1 + e^{4\bar{J}}} \frac{\alpha_{\sigma} - a_{\sigma}}{\Gamma_{\sigma}} \end{aligned} \quad (42)$$

It can also be shown that

$$\frac{d\alpha_{\sigma}}{d\tau} = \frac{d(\alpha_{\sigma} - a_{\sigma})}{d\tau} = -\frac{2\Gamma_{\sigma}^2}{1 + e^{-4\bar{J}}} (\alpha_{\sigma} - a_{\sigma}) \quad (43)$$

These equations, never derived in such ways in the literature, have interesting but actually not surprising structures. Take Eq.(43) as example, it indicates that the deviation of the

‘instantaneous’ activity from its equilibrium value relaxes in an almost first-order manner. However, the factor $2\Gamma_\sigma^2 / [1 + \exp(-4\bar{J})]$, which takes the place of a rate constant of a first-order reaction, is time-dependent through Γ_σ . This *rate factor* goes to unity when the cooperativity J goes to zero. In that case, α_σ approaches $\langle\sigma\rangle$ and a_σ approaches $\langle\sigma\rangle_{\text{eq}}$. The reaction rate is determined solely by the characteristic rate \mathcal{W} , as expected.

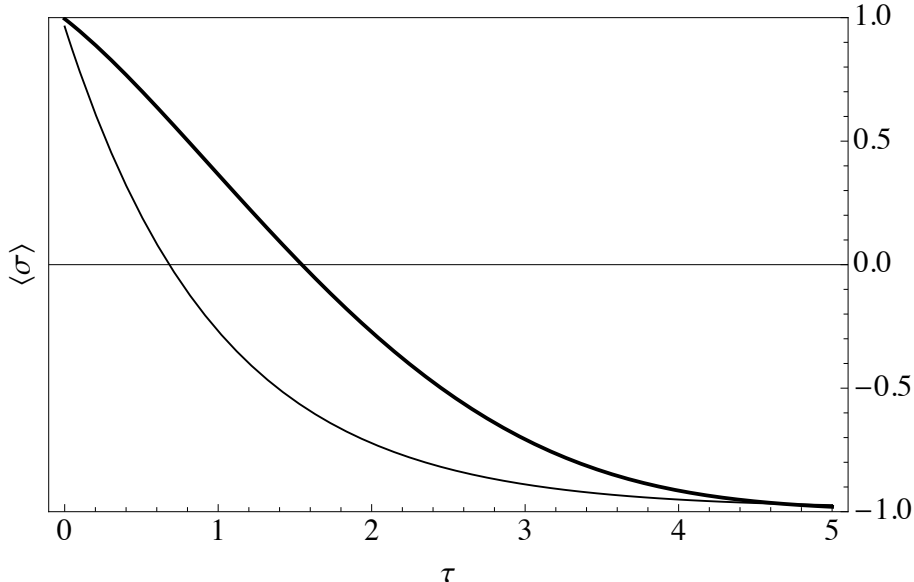


FIG. 1. The denaturing kinetics for a model system. Initially the external conditions make the local free energy difference $\epsilon = 2k_B T$. At the moment when the scaled time $\tau = 0$, the external conditions are suddenly changed so that the local free energy difference abruptly changes into $\epsilon = -2.5k_B T$. The thinner solid line depicts the case when $J = 0$, and the thick solid line corresponds to the case in which $J = 0.5k_B T$.

In order to understand better the cooperative effects with the help of the above expressions, in Fig. (1) through (3), the unfolding kinetics of a non-cooperative ($J = 0$) system and a positively cooperative system ($J = 0.5k_B T > 0$) are shown in three different ways. The system is first ‘folded’ by setting its initial local free energy difference to $\epsilon = 2k_B T$. At the moment when the scaled time $\tau = 0$, the external conditions are suddenly changed so that the local free energy difference abruptly changes into $\epsilon = -2.5k_B T$. In Fig. (1), the ‘magnetization’ $\langle\sigma\rangle$ is plotted against τ . The thinner line depicts the non-cooperative kinetics, while the thick line is the cooperative kinetics. The initial values of $\langle\sigma\rangle$ are a bit different due to different values of J . Then, the cooperative system relaxes much more

slowly. If the fraction folded is plotted instead, the plots are simply shifted and rescaled, and qualitatively they look all the same as this figure. It is interesting to see that positive cooperativity slows down the kinetics. The reason will be discussed later. To see the trends more clearly, in Fig. (2) the instantaneous activities of both the non-cooperative (thinner line) and the positively cooperative systems are shown. The initial instantaneous activities

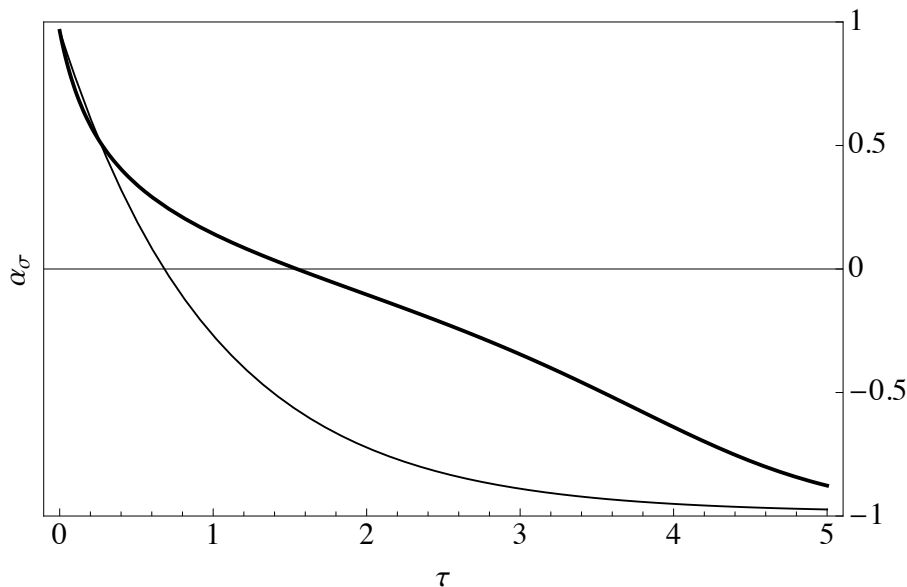


FIG. 2. The denaturing kinetics of the same model system as that shown in Fig. (1). The instantaneous activities are plotted against time. The thinner line depicts the non-cooperative case, while the thick line corresponds to the case in which $J = 0.5k_{\text{B}}T$.

values of both systems are the same. The thick line which represents the kinetics of the positively cooperative system obviously shows a slower kinetics, except for a short period at the beginning. After $\tau = 3$, however, the cooperative system seems to speed up its denaturing process. It should be mentioned at this stage that, if a renaturation process is simulated instead, the trend is also the same (not shown). In other words, the unfolding process slows down in positively cooperative system not because the native state is favored by positive cooperativity. To find out the reason behind this feature, in Fig. (3), the difference between the instantaneous activities and the equilibrium activities of both non-cooperative and cooperative cases are plotted in logarithmic scale. They are the thin and thick solid lines, respectively. Also plotted in the same figure are the rate factor $2\Gamma_{\sigma}^2 / (1 + e^{-4J})$, in dotted

lines. In the non-cooperative case, the difference $\alpha_\sigma - a_\sigma$ relaxes in single-exponential manner, and the rate factor is unity. This clearly reflects the two-state character of the system. A collection of independent two-level systems behaves just like one two-state system. In the positively cooperative case, in contrast, in a short period at the beginning, the rate factor is greater than unity. However, very quickly this rate factor reduces below unity. This is

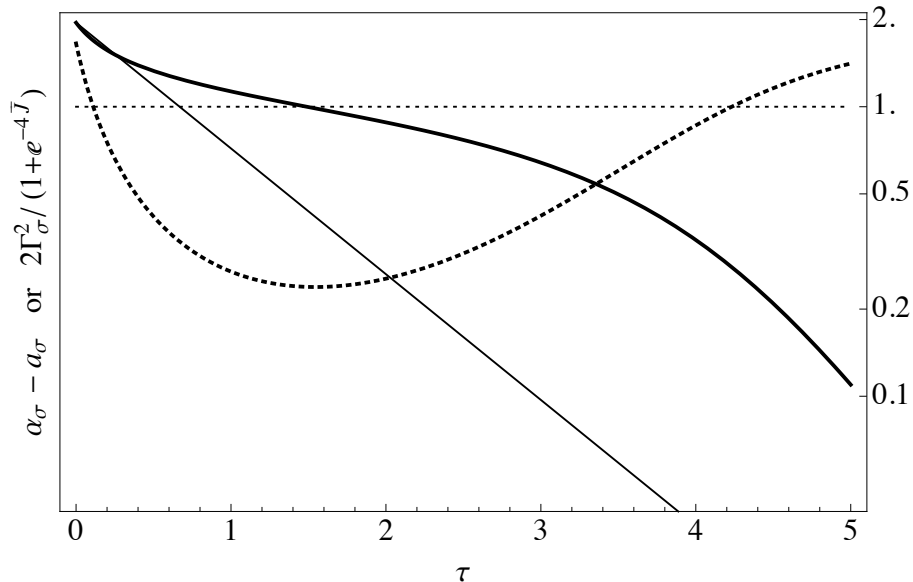


FIG. 3. The denaturing kinetics of the same model system as that shown in Fig. (1). The thinner lines depict the non-cooperative case, while the thick lines correspond to the case in which $J = 0.5k_{\text{B}}T$. The solid lines are the instantaneous activities subtracted by the equilibrium activities, and the dotted lines are the rate factors $2\Gamma_\sigma^2 / (1 + e^{4\bar{J}})$.

because when $\langle\sigma\rangle$ decreases from the positive initial value to a value closer to zero, the numbers of native and unfolded SUs are close to each other, and number of neighboring SUs with opposite states is relatively high. In that case, whether or not the flipping of one of the SUs is energetically favored is less certain. In other words, the system is trapped in a *frustrated* state. Only until the number of native SUs reduces to a rather low level, the unfolding process becomes not so frustrated. The rate factor increases to above unity again, and the denaturing kinetics becomes faster than in the non-cooperative case.

Since

$$\frac{d\langle\sigma\rangle_{\text{eq}}}{d\bar{J}} = \frac{2e^{2\bar{J}} \sinh \bar{\epsilon}}{(1 + e^{4\bar{J}} \sinh^2 \bar{\epsilon})^{3/2}} \quad (44)$$

is positive when $\bar{\epsilon} > 0$ and negative when $\bar{\epsilon} < 0$, positive cooperativity will result in higher fraction folded when the external conditions favor folding, and will result in higher fraction unfolded when the external conditions favor unfolding. It would have been expected that positive cooperativity will also enhance the refolding/unfolding kinetics. However, in reality, the positive cooperativity introduces a frustrating stage half-way in the refolding/unfolding processes. Nevertheless, this frustrated phase will eventually pass and the system will approach its equilibrium in a faster rate in the later stage. It is worthy of further studies that, if a model can be established in which the coupling strength J is different between native-native pair and denatured-denatured pair of SUs, will this frustration phenomenon change? This will be the topic of later studies.

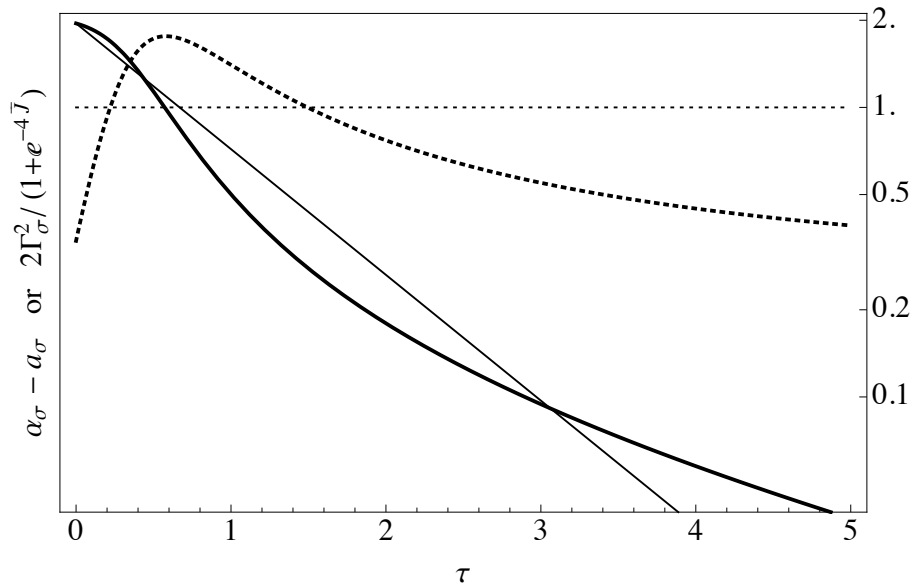


FIG. 4. The denaturing kinetics of a similar model system as that shown in Fig. (1). The thinner lines depict the non-cooperative case, while the thick lines correspond to the case in which $J = -0.5k_B T$. The solid lines are the instantaneous activities subtracted by the equilibrium activities, and the dotted lines are the rate factors $2\Gamma_\sigma^2 / (1 + e^{4J})$.

The behavior of negatively cooperative system can also be understood now. In Fig. (4), the differences between the instantaneous activities and the equilibrium activities, $\alpha_\sigma - a_\sigma$, for the non-cooperative system and a negatively cooperative system, are plotted. The rate factors in both cases are also plotted. At the very beginning and somewhat later, the rate

factor of the negatively-cooperative system is less than unity. Only for a rather short period of time at the early stage, the rate factor of the negatively cooperative system is greater than unity. It seems that most of the time the system is quite frustrated. In the short period when the unfolding process seems fast, there are too many SUs in native state and they are forced to transit. But this intermediate stage does not last long.

Indeed, the behavior of this model system shows interesting features, but is it a coincidence of a special model system, or does it provide useful insight to what would be expected with other model systems? It was shown in Eq. (28) that the steady-state solution of the EOM of QCKI model is the same as the exact equilibrium solution of the constant-NNI Ising model, and the reason is also discussed there. The implication of this result is that, by first applying the Glauber's principle of detail balance, and next assuming that the SU-SU correlation can be replaced by its equilibrium value under the given value of $\langle\sigma\rangle$, it is equivalent to saying that at any moment during the process $d\langle\sigma\rangle/d\tau$ is about zero. In other words, for the constant-NNI Ising model, detailed balance and QCA guarantees the steady-state approximation (SSA), and vice versa. Moreover, it is implied that the function forms of the equilibrium activity a_σ and the activity coefficient γ_σ are very special function forms of the instantaneous $\langle\sigma\rangle$. Although in this work no attempt was made to prove the generality of this feature, it seems reasonable that, for any kind of Ising-like models, if efforts can be made to find out the function form of the activity and activity coefficient, the steady-state kinetics can be expressed in terms of the instantaneous version of these important functions.

Steady-state approximation is one of the theoretical cornerstones of the field of enzyme kinetics. Although, for individual systems, it is quite difficult to analyze how good the SSA can apply, most of the techniques for interpreting experimental data were based on SSA. In the following, the chevron plot of the refolding kinetics of the 1-D constant-NNI Ising model will be discussed to reveal further insights into the cooperative effects.

The chevron plot is the plot of the logarithmic of the observed rate constant of a refolding/unfolding reaction, as a function of a variety of variables[21]. Among others, denaturant concentration is one of the most often seen variables. In the present model, the denaturant concentration is not introduced. However, the conceptual basis behind the interpretation of the chevron plot is the empirical rule that the logarithm of the forward and backward (renaturation and denaturation) reaction rate constants depends linearly on the denaturant concentration[21]. From the thermodynamic viewpoint, this trend means that the activation

energies for both the forward and backward reactions depend on the denaturant concentration in a simple power-law form. Since only (nearly) two-state proteins seem to have one better-defined transition state, this concept is easier to apply to two-state proteins. For a reaction with more intermediate states, if there is still one well-defined reaction path, the theory behind chevron plot can still be applied, with some modifications to match the complexity of the problem. However, if there is not one dominant reaction path, and the funnel concept has to be applied, the application of chevron plot theory and transition state theory become not so manageable.

In the present model, there is an advantage that only a set of weakly-coupled local two-state systems is discussed. Although the inter-SU couplings made the energetics more complicated than a two-state system, the present model is still rather close to, and in the limiting case goes to, the two-state system. In other words, as the lowest-order approximation, it can be assumed that there is only one transition state between the native and unfolded states. Stated in a more abstract way, it can be assumed that one representative value of the free energy of the transition state can be used to calculate the activation energies (and therefore the rate constants) of both the forward and the backward reactions. In that case, apart from a multiplicative constant, the observed rate constant can be determined from the reaction free-energy change and the activity coefficients. The activity coefficients have to come into the expressions of the rate constants because the determinations of the rate constants are based on the functional relation of the reaction rate with the concentrations of the reactants. In contrast, the reaction free-energy change is a function of the standard free-energy change and the activities of the reactants. When non-ideality is the focus of investigation, the role of the activity coefficients cannot be neglected. In the following k_+ and k_- are defined as the rate constants of refolding and unfolding reactions, separately, but in the present model, they are not really constants. From Eq. (42), considering that $\alpha_\sigma = \alpha_+ - \alpha_-$, $a_\sigma = a_+ - a_-$, and $d\sigma/d\tau = \pm 2df_\pm/d\tau$, it is found that

$$\frac{df_\pm}{d\tau} = \mp \frac{1}{1 + e^{4J}} \frac{(\Gamma_+ f_+ - a_+) - (\Gamma_- f_- - a_-)}{\Gamma_\sigma} \quad (45)$$

The expression suggests that, besides a constant multiplicative factor $2\mathcal{W}$, in the place of

k_+ and k_- there are

$$\begin{aligned}
k_+ &= \frac{\Gamma_+}{(1 + e^{4\bar{J}}) \Gamma_\sigma} = \frac{\sqrt{\langle\sigma\rangle^2 + e^{4\bar{J}}(1 - \langle\sigma\rangle^2)} + \langle\sigma\rangle}{(1 + e^{4\bar{J}})(1 + \langle\sigma\rangle)} \\
k_- &= \frac{\Gamma_-}{(1 + e^{4\bar{J}}) \Gamma_\sigma} = \frac{\sqrt{\langle\sigma\rangle^2 + e^{4\bar{J}}(1 - \langle\sigma\rangle^2)} - \langle\sigma\rangle}{(1 + e^{4\bar{J}})(1 - \langle\sigma\rangle)}
\end{aligned}
\tag{46}$$

Consequently,

$$k_{\text{obs}} = k_+ + k_- = 2 \frac{\sqrt{\langle\sigma\rangle^2 + e^{4\bar{J}}(1 - \langle\sigma\rangle^2)} - \langle\sigma\rangle^2}{(1 + e^{4\bar{J}})(1 - \langle\sigma\rangle^2)}
\tag{47}$$

In this model, the external conditions that can affect the value of ϵ is not discussed. Therefore, the better way to make the chevron plot is to plot $\log k_{\text{obs}}$ against $\bar{\epsilon}$. However, in Eq. (47), k_{obs} is expressed in terms of $\langle\sigma\rangle$ and \bar{J} . This is for emphasizing that the reaction rate constant is actually not a constant, and it depends on the instantaneous configuration of the system, represented by $\langle\sigma\rangle$. But to make the chevron plot, it is necessary to determine a value of ϵ . The strategy used here is to imagine that experimentally the initial-rate method is used to determine k_{obs} . That is, imagine that when conducting the unfolding experiment the system is first prepared in a condition in which the value of the local free energy difference is ϵ , and the average ‘magnetization’ of this system, $\langle\sigma\rangle$, takes the equilibrium value under ϵ through Eq. (10). At time $\tau = 0$, the relaxation process is initiated by changing the external conditions. Then the initial rate constant is measured. Under these assumptions, the initial rate constant should be close to that predicted by the present theory. It is worthy of noting that the expression of k_{obs} , Eq. (47), does not depend on the final value of ϵ in the relaxation process. This suggests that the expression of k_{obs} is instantaneous. Unfortunately, most of the experiments that determined the chevron plots of certain proteins were not performed with the initial-rate method. The fraction unfolded changes over as much as two orders of magnitude in many cases. However, in the present work there is not a theory to simulate those kind of experiments. The discussions below will be limited to the initial rates predicted by the present model.

Equation (10) is used to convert the expression in terms of $\langle\sigma\rangle$ into that in terms of $\bar{\epsilon}$. The result is cumbersome so it is not shown here. In Fig. (5), $\log k_{\text{obs}}$ is plotted against $\bar{\epsilon}$. Three different values of \bar{J} — 0, 1/4 and 1/2 — were used. They are shown in the thin dashed line, the thin solid line, and the thick solid line, respectively. Notice that in the present model positive ϵ favors the native state, so the plot is reflected with respect to the

y -axis compared to the chevron plots with denaturant concentration as the x -axis. This does not cause much trouble in reading this figure because it is symmetric with respect to this reflection.

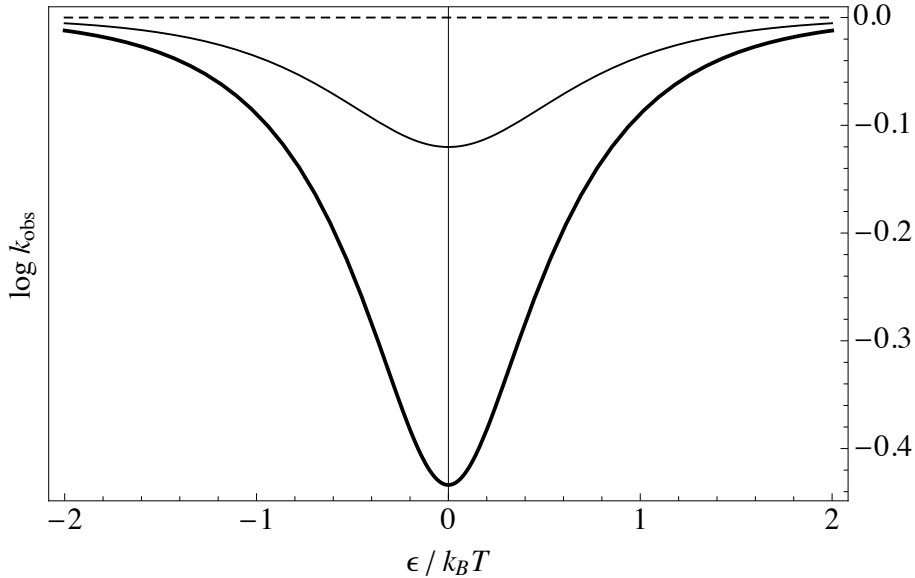


FIG. 5. The logarithm of the apparent rate constant k_{obs} is plotted against the local free energy change $\bar{\epsilon} = \epsilon/k_B T$ for three different values of \bar{J} : 0 (dashed line), 1/4 (thin solid line) and 1/2 (thick solid line).

In the non-cooperative ($J = 0$) case, k_{obs} is a constant. As the cooperativity increases to $\bar{J} = 1/2$, the chevron plot turns into a V-shaped curve. Notice that both arms of the chevron plot are not straight lines. It is similar to most of the rolled-over chevron plots[22–25]. In this constant NNI Ising model, two important observations can be made. First, without cooperativity, this system does not have a V-shape chevron plot. Conversely, with certain degree of cooperativity, the V-shape feature is intrinsic. Second, in the figure, it can be seen that when $\epsilon/k_B T \approx 0$, the chevron plot depends strongly on the cooperativity J . When the external conditions do not favor either the native or the denatured states, the kinetics is dominated by the cooperative couplings. From this view point, near the bottom of the V-shape curve, it is not the two-state like behavior of the system which results in the shape of the curve. In contrast, the far ends of the two rolled-over wings represents the behavior of a set of almost independent two-level systems. Obviously, many real or model systems do not show chevron plot rollover due to the same reason discussed here[22–25]. Besides, the

two wings of the chevron plot usually roll over with quite different trends so the plot is often asymmetric. This is totally within expectation because the energetics and couplings in a real system is much more complicated than a uniform Ising model. A protein system contains many different domains, for example helix structures and sheet structures, with different folding-unfolding transition energetics and cooperative couplings. Even for small peptides with only one major secondary structure, it can be understood that the cooperative coupling between two denatured SUs may be quite different from that between two native SUs. In addition, if the abscissa is one of the external conditions such as denaturant concentration, instead of free energy, the shape of the curve can also change if the free energy does not depend on the external condition linearly. These variations are already as simple as possible, but they are not included in the present model. Nevertheless, if the degrees of freedom in such biological macromolecules can be wisely grouped into several subsystems of rather uniform Ising-like systems, each of the subsystems will have their own thermodynamic and kinetic features similar to the model system discussed in the present work[9, 26–28]. Thus, this model will be useful for understanding the composite systems.

Another important point is that, in order to reproduce qualitatively how the kinetics and chevron plots look like, the cooperativity is usually weak. The value of $\bar{J} = J/k_B T = 1/2$ used in most of the plots is already rather high that the non-exponential relaxation looks exaggerated. However, it had long been considered that rather strong cooperative couplings exist between units of proteins and of other biopolymers[29]. Some systems even have very high cooperativity, as evident from thermodynamic studies[30, 31]. There is no doubt about the ubiquity of strong cooperativity in biopolymers. However, strongly cooperative degrees of freedom may go through configuration transition at very different time-scale than weakly cooperative degrees of freedom. In our analysis, for example, if the characteristic transition rate of individual SUs is the same, the stronger the positive cooperativity, the longer is the frustrating period during global configuration relaxation. Monitoring the kinetics at different time-scales, it may be the configuration transition of either only the strongly cooperative part or only the weakly cooperative part of the system that is observed. Moreover, the system can be quantitatively separated into different units. For example, imagine two long β -strands that are bound together in the native structure (a long hairpin with the turn ignored). If one hydrogen-bonding-pair candidate already form hydrogen bond, the “nearest neighboring” h-bonding-pair candidates are already so close to their native structure that

the chance of the cooperative formation of these neighboring h-bonds is really big. This cooperative coupling also extends over at least several neighboring h-bonding candidates. As a result, the ‘flipping’ of any single h-bonding candidate is difficult. However, if the system can be approximately diagonalized with the strongest cooperative coupling included, a set of delocalized structure units will emerge, and the residual couplings between these new units become weak. In the β -strand pair example above, the delocalized configuration units may be similar to molecular excitons in aggregates. This picture will not conflict with the known facts of the existence of strong cooperative coupling. Meanwhile, abstract one-dimensional Ising-like model will be quite sufficient for exploring and revealing the thermodynamic and kinetic characteristics of the delocalized structure units.

IV. CONCLUSIONS

The Ising model is valuable for qualitative and conceptual investigations of many complicated statistical physical systems. Protein folding problem, among others, had benefited from the development of Ising-like models aiming at incorporating the crucial features of the biopolymers. In most of the Ising-like models, exact solutions, even just the equilibrium ones, are difficult to obtain[32], not to mention kinetics. In this work, the focus was put on the one-dimensional Ising model with uniform local free energy change and constant nearest-neighbor interaction. Some of the relevant results in early literature treating this model with the quasi-chemical (QC) approximation were collected. Both equilibrium and kinetics were well studied. Those results showed that the steady-state solution of the kinetic QC kinetic Ising model (QCKI) is also the correct exact equilibrium solution. Along this line, the contribution of this work was to extend the QC approximation and found reasonable definitions of the activities and activities coefficients that carry all of the information about the cooperativity (and therefore nonideality). In order to better understand the meaning of the kinetics of the model system, it was found that introduction of a novel quantity called instantaneous activity and the corresponding instantaneous activity is extremely useful. Especially, the kinetics can be rearranged into physically meaningful forms. The deviation of the unfolding/refolding relaxation process from simple exponential can be clearly analyzed. If it is assumed that initial-rate method can be seriously applied to monitor the rate of the unfolding/refolding reactions, this model can also predict the form of the chevron

plots. In this model, chevron rollover is an essential feature. The remaining questions are how to relate the local free energy change with external physical conditions, and whether the energetics and couplings in the system are uniform enough to correspond better to the model.

Some other important thermodynamic and kinetic features of this model had not been covered in this work, due to the subjective preference of the author itself. For example, temperature-dependent folding/unfolding processes are of great value. To investigate those kinetics, it will be nice if the calorimetric experiments can also be simulated to confirm the physical picture[10]. The present model, although abstract and simple, remains to be one of the most interesting model of protein folding.

ACKNOWLEDGMENT

The author wishes to thank Prof. Sheng Hsien Lin for many useful discussions.

-
- [1] R. Zwanzig, Proc. Natl. Acad. Sci. U. S. A. **92**, 9801 (1995).
 - [2] V. Munoz, E. R. Henry, J. Hofrichter, and W. A. Eaton, Proceedings of the National Academy of Sciences of the United States of America **95**, 5872 (1998).
 - [3] V. Munoz and W. A. Eaton, Proceedings of the National Academy of Sciences of the United States of America **96**, 11311 (1999).
 - [4] K. K. Liang, M. Hayashi, Y. J. Shiu, Y. Mo, J. S. Shao, Y. J. Yan, and S. H. Lin, Physical Chemistry Chemical Physics **5**, 5300 (2003).
 - [5] K. K. Liang, M. Hayashi, Y. J. Shiu, Y. Mo, J. S. Saho, Y. J. Yan, and S. H. Lin, Journal of the Chinese Chemical Society **50**, 335 (2003).
 - [6] Y. J. Shiu, C. Su, Y. L. Yeh, K. K. Liang, M. Hayashi, Y. Mo, Y. J. Yan, and S. H. Lin, Journal of the Chinese Chemical Society **51**, 1161 (2004).
 - [7] Y. L. Yeh, C. H. Chang, K. K. Liang, Y. J. Shiu, C. Su, M. Hayashi, C. L. Chyan, G. Yang, Y. Mo, Y. J. Yan, and S. H. Lin, Chemical Physics Letters **399**, 440 (2004).
 - [8] Y. J. Shiu, U. S. Jeng, C. Su, Y. S. Huang, M. Hayashi, K. K. Liang, Y. L. Yeh, and S. H. Lin, Journal of Applied Crystallography **40**, S195 (2007).

- [9] Y. J. Shiu, U. S. Jeng, Y. S. Huang, Y. H. Lai, H. F. Lu, C. T. Liang, I. J. Hso, C. H. Su, C. Su, I. Chao, A. C. Su, and S. H. Lin, *Biophysical Journal* **94**, 4828 (2008).
- [10] M. Y. Tsai, J. M. Yuan, Y. Teranishi, and S. H. Lin, *Journal of Biological Physics* **38**, 543 (2012).
- [11] H. A. Kramers and G. H. Wannier, *Physical Review* **60**, 252 (1941).
- [12] R. J. Glauber, *J. Math. Phys.* **4**, 294 (1963).
- [13] R. B. Griffith, C. Y. Weng, and J. S. Langer, *Physical Review* **149**, 301 (1966).
- [14] W. M. Zheng and S. W. C, *J. Stat. Phys.* **29**, 375 (1982).
- [15] H. Metiu, K. Kitahara, and J. Ross, *Journal of Chemical Physics* **63**, 5116 (1975).
- [16] A. Boeglin, X.-G. Zhang, and S. H. Lin, *Physica A: Statistical Mechanics and its Applications* **137**, 439 (1986).
- [17] K. Huang, “The one-dimensional ising model,” in *Statistical mechanics* (Wiley, New York, 1987) Chap. 14.6, pp. 361–363.
- [18] H. W. Huang and W. A. Seitz, “Kinetics of oxygen binding to hemoglobin: Theory,” in *Cooperative Phenomena in Biology*, edited by G. Karreman (Pergamon Press, New York, 1978) Chap. 3, pp. 71–91.
- [19] E. A. Guggenheim, *Proceedings of the Royal Society of London Series a-Mathematical and Physical Sciences* **148**, 304 (1935).
- [20] E. A. Guggenheim, *Transactions of the Faraday Society* **44**, 1007 (1948).
- [21] C. Tanford, R. H. Pain, and N. S. Otchin, *Journal of Molecular Biology* **15**, 489 (1966).
- [22] S. E. Jackson and A. R. Fersht, *Biochemistry* **30**, 10428 (1991).
- [23] H. S. Chan and K. A. Dill, *Proteins-Structure Function and Bioinformatics* **30**, 2 (1998).
- [24] H. Kaya and H. Chan, *Physical Review Letters* **90**, 258104 (2003).
- [25] Z. Zhang and H. S. Chan, *Proceedings of the National Academy of Sciences* **107**, 2920 (2010).
- [26] H. Maity, M. Maity, and S. W. Englander, *Journal of Molecular Biology* **343**, 223 (2004).
- [27] H. Maity, M. Maity, M. M. G. Krishna, L. Mayne, and S. W. Englander, *Proceedings of the National Academy of Sciences of the United States of America* **102**, 4741 (2005).
- [28] M. M. G. Krishna and S. W. Englander, *Protein Science* **16**, 449 (2007).
- [29] C. Tanford, “Protein denaturation,” in *Advances in Protein Chemistry*, Vol. Volume 23, edited by M. L. A. C.B. Anfinsen (Academic Press, 1968) pp. 121–282.
- [30] S. S. Plotkin and J. N. Onuchic, *Quarterly Reviews of Biophysics* **35**, 111 (2002).

- [31] S. S. Plotkin and J. N. Onuchic, *Quarterly Reviews of Biophysics* **35**, 205 (2002).
- [32] P. Bruscolini and A. Pelizzola, *Physical Review Letters* **88**, 258101 (2002).