

# Protecting single-photon entanglement with both linear amplification and concentration

Yu-Bo Sheng,<sup>1,2\*</sup> Lan Zhou,<sup>2,3</sup>

<sup>1</sup>*Institute of Signal Processing Transmission, Nanjing University of Posts and Telecommunications, Nanjing, 210003, China*

<sup>2</sup>*Key Lab of Broadband Wireless Communication and Sensor Network Technology, Nanjing University of Posts and Telecommunications, Ministry of Education, Nanjing, 210003, China*

<sup>3</sup>*College of Mathematics & Physics, Nanjing University of Posts and Telecommunications, Nanjing, 210003, China and*

\*Corresponding author: shengyb@njupt.edu.cn

(Dated: April 4, 2019)

We present an entanglement linear amplification and concentration protocol (ELACP) for single-photon entanglement. We show that both the noise of single photon loss can be amplified and less-entangled state can be concentrated with the help of some local single photons. This protocol only requires some linear optical elements which makes it feasible in current experiment condition. It may be useful in current quantum communication.

## I. INTRODUCTION

Quantum entanglement is the key source in current quantum information processing (QIP) [1, 2]. Most quantum communication protocols such as quantum key distribution [3, 4], teleportation [5–7], quantum secret sharing [8–10], quantum secure direct communication [11, 12], and quantum state sharing [13–15] all need the entanglement. Single-photon entanglement (SEM) of the form  $\frac{1}{\sqrt{2}}(|0\rangle_A|1\rangle_B + |1\rangle_A|0\rangle_B)$  may be the simplest type of entanglement. It means that the single photon may be in the location A, or in the location B with the same probability. The single-photon entangled state can be prepared with the single-photon source and the 50:50 beam splitter (BS). The early works for SEM are focused on the nonlocality of the single photon [16–18]. In the recent ten years, it is shown that the SEM has been proved to be a valuable resource for cryptography [19, 20], state engineering[21], and tomography of states and operations [22, 23]. Especially, Duan *et al.* proposed a quantum repeater protocol using the single-photon entanglement and cold atomic ensembles in 2001 [24]. It is so called the DLCZ protocol. The quantum repeater protocols with SEM were well developed by the group of Gisin [25–27]. They also presented an SEM purification protocol and realized their protocol in experiment [28, 29]. The entanglement concentration protocols for SEM were also proposed [30, 31].

However, like any other quantum entanglement based on a two-photon pair or two-mode electromagnetic field, SEM cannot avoid the environment noise. The SEM is also sensitive to decoherence. The degree of entanglement generated between two distant sites normally decreases exponentially with the length of the connecting channel [24]. Therefore, the photon loss is one of the main obstacle for long-distance quantum communication. One of the powerful ways to overcome the difficulty associated with the exponential fidelity decay is the photon noiseless linear amplification (NLA), which was first proposed by Ralph and Lund [32]. In 2010, the proposal for implementing Device-Independent-Quantum key distribution based on a heralded qubit amplifier was proposed [33]. Xiang *et al.* also realized the heralded NLA and distillation of entanglement in the same year [34]. Curty and Moroder discussed the heralded-qubit amplifier for practical device-independent quantum key distribution [35]. Pitkanen also present an efficient way of heralding photonic qubit signals using linear optics devices [36]. Recently, Osorio *et al.* reported their experimental result for heralded noiseless amplification based on single-photon sources and linear optics [37]. Inspired by the previous works, Zhang *et al.* proposed an efficient way for protecting single-photon entanglement from photon loss using NLA [38]. In their protocol, based on the model of photon loss, the maximally entangled state  $\frac{1}{\sqrt{2}}(|0\rangle_A|1\rangle_B + |1\rangle_A|0\rangle_B)$  may become the mixed state of the form

$$\rho_{AB} = \eta|\Phi\rangle_{AB}\langle\Phi| + (1 - \eta)|vac\rangle\langle vac|. \quad (1)$$

Here  $|\Phi\rangle_{AB} = \frac{1}{\sqrt{2}}(|0\rangle_A|1\rangle_B + |1\rangle_A|0\rangle_B)$  and  $|vac\rangle$  is the vacuum state, which means that the photon is completely lost with the probability of  $1 - \eta$ .

Actually, during the practical transmission, though the sing-photon entanglement is not completely lost, the parties still cannot obtain the maximally entangled state, because the single photon can be partially lost can become the less-entangled state of the form of  $|\Psi\rangle_{AB} = \alpha|1\rangle_A|0\rangle_B + \beta|0\rangle_A|1\rangle_B$ . Here  $|\alpha|^2 + |\beta|^2 = 1$ . Therefore, in order to obtain the maximally entangled state, the parties not only need to increase the probability of the SEM, but also need to convert the less-entangled state into the maximally entangled state.

Entanglement concentration provides us a good way for distilling the maximally entangled state from the less-entangled state [39–58]. The first protocol was presented by Bennett *et al.* [39]. The entanglement concentration

protocol (ECP) based on the linear optics for the photon pair encoded in the polarization degree of freedom was proposed by Zhao *et al.* and Yamamoto *et al.* independently [42, 43]. This kind of ECPs was developed with the help of cross-Kerr nonlinearity [44–46]. There are other ECPs for the entangled state encoded in the other physical qubits, such as the spin of the electron [47, 48], quantum dot and optical microcavities systems [49–52], and so on. In this paper, we propose a new entanglement concentration protocol (ELACP) for

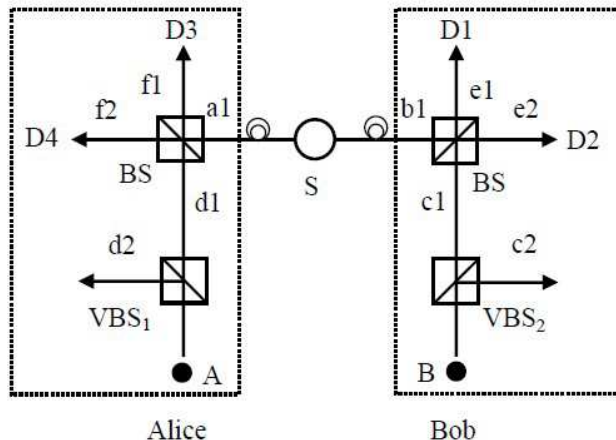


FIG. 1: A schematic drawing of the ELACP for single-photon entangled state. Two different VBSs are used here.

the single-photon entangled state. We both amplify the fidelity of the entangled state and distill the maximally entangled state from the less-entangled state. Interestingly, with the help of two local single photons, by adjusting the different transmission coefficient of two variable fiber beam splitters (VBSs), the whole task can be achieved with some probability. Moreover, the similar setup described in Ref. [38] can be used to complete this protocol and only two different VBSs are required, which make this protocol be useful for current quantum communication.

This paper is organized as follows: In Sec. 2, we first briefly described the basic model of this ELACP. In Sec. 3, we provide our numerical simulation and discussion. In Sec. 4, we make a conclusion.

## II. LINEAR AMPLIFICATION AND CONCENTRATION

In this section, we start to explain our EALCP model. As shown in Fig. 1, the single-photon source (S) emits one pair of maximally entangled state and distributes to Alice and Bob. However, the lossy channel will degrade it and make it becomes

$$\rho_{AB} = \eta |\Psi\rangle_{a_1 b_1} \langle \Psi| + (1 - \eta) |vac\rangle \langle vac|. \quad (2)$$

Here  $|\Psi\rangle_{a_1 b_1}$  still is a less-entangled state with  $|\Psi\rangle_{a_1 b_1} = \alpha |1\rangle_{a_1} |0\rangle_{b_1} + \beta |0\rangle_{a_1} |1\rangle_{b_1}$ , with  $|\alpha|^2 + |\beta|^2 = 1$ . From Eq. (2), after the noisy channel, it is shown that the single photon will be completely lost and become a vacuum state  $|vac\rangle$  with the probability of  $1 - \eta$ . It can also be partially lost and become a less-entangled state  $|\Psi\rangle_{a_1 b_1}$ . Therefore, the task of this protocol is not only to amplify the single-photon entangled state, but also to convert the less-entangled state to the maximally entangled state.

From Fig. 1, two variable fiber beam splitters (VBSs) are used here. Different from Ref. [38], the transmission of two VBSs are different. The transmission of VBS<sub>1</sub> is  $t_1$  and VBS<sub>2</sub> is  $t_2$ . They will produce the entangled state between different spatial modes as

$$|1\rangle_A \rightarrow \sqrt{t_1} |1\rangle_{d_1} |0\rangle_{d_2} + \sqrt{1 - t_1} |0\rangle_{d_1} |1\rangle_{d_2}, \quad (3)$$

$$|1\rangle_B \rightarrow \sqrt{t_2} |1\rangle_{c_1} |0\rangle_{c_2} + \sqrt{1 - t_2} |0\rangle_{c_1} |1\rangle_{c_2}. \quad (4)$$

Here the  $|1\rangle_A$  and  $|1\rangle_B$  are the single photons prepared by Alice and Bob, respectively. Therefore, the two single photons combined with the  $\rho_{AB}$  can be described as: with the probability of  $\eta$ , it is in the state  $|\Psi\rangle_{a_1 b_1} \otimes |1\rangle_A \otimes |1\rangle_B$ ,

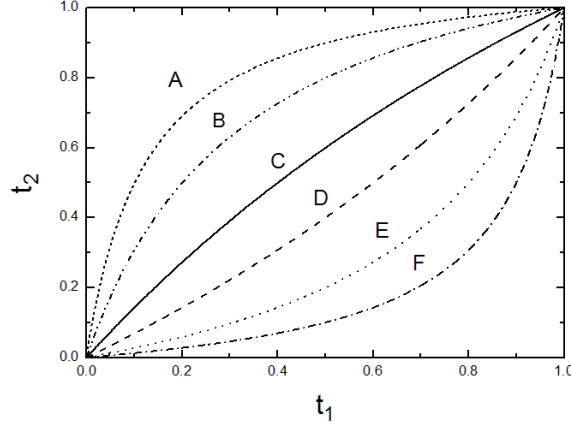


FIG. 2: The transmission coefficient  $t_2$  is altered with the  $t_2$  to satisfy the concentration condition as shown in Eq. (15). Curve A:  $\alpha^2=0.1$ . Curve B:  $\alpha^2=0.2$ . Curve C:  $\alpha^2=0.4$ . Curve D:  $\alpha^2=0.5$ . Curve E:  $\alpha^2=0.8$ . Curve F:  $\alpha^2=0.9$ .

with the probability of  $1 - \eta$ , it is in the state  $|vac\rangle \otimes |1\rangle_A \otimes |1\rangle_B$ . We first describe the  $|\Psi\rangle_{a_1 b_1} \otimes |1\rangle_A \otimes |1\rangle_B$ .

$$\begin{aligned}
|\Psi\rangle_{a_1 b_1} \otimes |1\rangle_A \otimes |1\rangle_B &= (\alpha|1\rangle_{a_1}|0\rangle_{b_1} + \beta|0\rangle_{a_1}|1\rangle_{b_1}) \otimes |1\rangle_A \otimes |1\rangle_B \\
&\rightarrow (\alpha|1\rangle_{a_1}|0\rangle_{b_1} + \beta|0\rangle_{a_1}|1\rangle_{b_1}) \otimes (\sqrt{t_1}|1\rangle_{d_1}|0\rangle_{d_2} + \sqrt{1-t_1}|0\rangle_{d_1}|1\rangle_{d_2}) \\
&\otimes (\sqrt{t_2}|1\rangle_{c_1}|0\rangle_{c_2} + \sqrt{1-t_2}|0\rangle_{c_1}|1\rangle_{c_2}) \\
&= \alpha\sqrt{t_1 t_2}|1\rangle_{a_1}|0\rangle_{b_1}|1\rangle_{d_1}|0\rangle_{d_2}|1\rangle_{c_1}|0\rangle_{c_2} + \alpha\sqrt{t_1(1-t_2)}|1\rangle_{a_1}|0\rangle_{b_1}|1\rangle_{d_1}|0\rangle_{d_2}|0\rangle_{c_1}|1\rangle_{c_2} \\
&+ \alpha\sqrt{t_2(1-t_1)}|1\rangle_{a_1}|0\rangle_{b_1}|0\rangle_{d_1}|1\rangle_{d_2}|1\rangle_{c_1}|0\rangle_{c_2} + \alpha\sqrt{(1-t_1)(1-t_2)}|1\rangle_{a_1}|0\rangle_{b_1}|0\rangle_{d_1}|1\rangle_{d_2}|0\rangle_{c_1}|1\rangle_{c_2} \\
&+ \beta\sqrt{t_1 t_2}|0\rangle_{a_1}|1\rangle_{b_1}|1\rangle_{d_1}|0\rangle_{d_2}|1\rangle_{c_1}|0\rangle_{c_2} + \beta\sqrt{t_1(1-t_2)}|0\rangle_{a_1}|1\rangle_{b_1}|1\rangle_{d_1}|0\rangle_{d_2}|0\rangle_{c_1}|1\rangle_{c_2} \\
&+ \beta\sqrt{t_2(1-t_1)}|0\rangle_{a_1}|1\rangle_{b_1}|0\rangle_{d_1}|1\rangle_{d_2}|1\rangle_{c_1}|0\rangle_{c_2} + \beta\sqrt{(1-t_1)(1-t_2)}|0\rangle_{a_1}|1\rangle_{b_1}|0\rangle_{d_1}|1\rangle_{d_2}|0\rangle_{c_1}|1\rangle_{c_2}. \tag{5}
\end{aligned}$$

In order to realize the protocol, both Alice and Bob should detect one and only one photon. From Eq. (5), terms  $|1\rangle_{a_1}|0\rangle_{b_1}|1\rangle_{d_1}|0\rangle_{d_2}|1\rangle_{c_1}|0\rangle_{c_2}$ ,  $|1\rangle_{a_1}|0\rangle_{b_1}|1\rangle_{d_1}|0\rangle_{d_2}|0\rangle_{c_1}|1\rangle_{c_2}$ ,  $|1\rangle_{a_1}|0\rangle_{b_1}|0\rangle_{d_1}|1\rangle_{d_2}|0\rangle_{c_1}|1\rangle_{c_2}$ ,  $|0\rangle_{a_1}|1\rangle_{b_1}|1\rangle_{d_1}|0\rangle_{d_2}|1\rangle_{c_1}|0\rangle_{c_2}$ ,  $|0\rangle_{a_1}|1\rangle_{b_1}|0\rangle_{d_1}|1\rangle_{d_2}|1\rangle_{c_1}|0\rangle_{c_2}$  and  $|0\rangle_{a_1}|1\rangle_{b_1}|0\rangle_{d_1}|1\rangle_{d_2}|0\rangle_{c_1}|1\rangle_{c_2}$  cannot lead the Alice and Bob both only detect one photon. Therefore, by choosing the cases that both Alice and Bob only detect one photon, Eq. (5) will become

$$|\Psi_1\rangle = \alpha\sqrt{t_2(1-t_1)}|1\rangle_{a_1}|0\rangle_{b_1}|0\rangle_{d_1}|1\rangle_{d_2}|1\rangle_{c_1}|0\rangle_{c_2} + \beta\sqrt{t_1(1-t_2)}|0\rangle_{a_1}|1\rangle_{b_1}|1\rangle_{d_1}|0\rangle_{d_2}|0\rangle_{c_1}|1\rangle_{c_2}. \tag{6}$$

Certainly,  $|vac\rangle \otimes |1\rangle_A \otimes |1\rangle_B$  can also lead Alice and Bob both obtain one photon. In detail,

$$\begin{aligned}
|vac\rangle \otimes |1\rangle_A \otimes |1\rangle_B &= |vac\rangle \otimes (\sqrt{t_1}|1\rangle_{d_1}|0\rangle_{d_2} + \sqrt{1-t_1}|0\rangle_{d_1}|1\rangle_{d_2}) \\
&\otimes (\sqrt{t_2}|1\rangle_{c_1}|0\rangle_{c_2} + \sqrt{1-t_2}|0\rangle_{c_1}|1\rangle_{c_2}) \\
&= |vac\rangle \otimes (\sqrt{t_1 t_2}|1\rangle_{d_1}|0\rangle_{d_2}|1\rangle_{c_1}|0\rangle_{c_2} + \sqrt{(1-t_1)t_2}|0\rangle_{d_1}|1\rangle_{d_2}|1\rangle_{c_1}|0\rangle_{c_2} \\
&+ \sqrt{t_1(1-t_2)}|1\rangle_{d_1}|0\rangle_{d_2}|0\rangle_{c_1}|1\rangle_{c_2} + \sqrt{(1-t_1)(1-t_2)}|0\rangle_{d_1}|1\rangle_{d_2}|0\rangle_{c_1}|1\rangle_{c_2}). \tag{7}
\end{aligned}$$

From Eq. (7), they will obtain

$$|\Psi_2\rangle = (\sqrt{t_1 t_2}|1\rangle_{d_1}|0\rangle_{d_2}|1\rangle_{c_1}|0\rangle_{c_2}, \tag{8}$$

if Alice and Bob both contain one photon. The total success probability is

$$P = \eta(\alpha^2 t_2 + \beta^2 t_1) + t_1 t_2 - 2\eta t_1 t_2 \tag{9}$$

In Fig. 1, the beam splitters (BSs) are used to convert

$$\begin{aligned}
|1\rangle_{a_1} &\rightarrow \frac{1}{\sqrt{2}}(|1\rangle_{f_1} + |1\rangle_{f_2}), \\
|1\rangle_{d_1} &\rightarrow \frac{1}{\sqrt{2}}(|1\rangle_{f_1} - |1\rangle_{f_2}).
\end{aligned}$$

$$\begin{aligned}
|1\rangle_{b1} &\rightarrow \frac{1}{\sqrt{2}}(|1\rangle_{e1} + |1\rangle_{e2}), \\
|1\rangle_{c1} &\rightarrow \frac{1}{\sqrt{2}}(|1\rangle_{e1} - |1\rangle_{e2}).
\end{aligned} \tag{10}$$

Therefore, if the single-photon detectors  $D_1D_3$  or  $D_2D_4$  register,  $|\Psi_1\rangle$  becomes

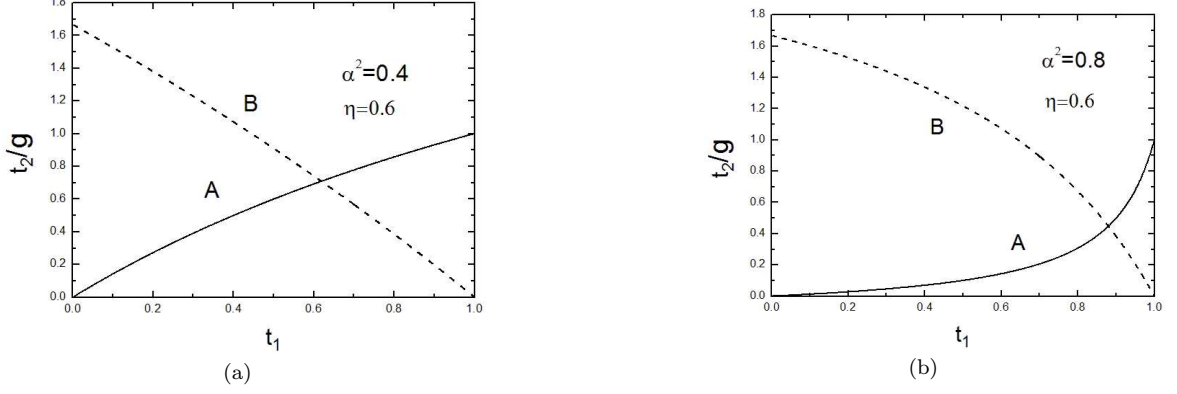


FIG. 3: The transmission coefficient  $t_2$  (Curve A) and amplification factor  $g$  (Curve B) are altered with  $t_1$ , with  $\alpha^2=0.4$  and  $\alpha^2=0.8$ , respectively. We choose  $\eta = 0.6$  for both Figures.

$$|\Psi_2\rangle' = \alpha\sqrt{t_2(1-t_1)}|1\rangle_{a1}|0\rangle_{b1} + \beta\sqrt{t_1(1-t_2)}|0\rangle_{a1}|1\rangle_{b1}. \tag{11}$$

On the other hand, if  $D_2D_3$  or  $D_1D_4$  register,  $|\Psi_1\rangle$  becomes

$$|\Psi_2\rangle'' = \alpha\sqrt{t_2(1-t_1)}|1\rangle_{a1}|0\rangle_{b1} - \beta\sqrt{t_1(1-t_2)}|0\rangle_{a1}|1\rangle_{b1}. \tag{12}$$

One of the parties only needs to perform a phase-flip operation to convert it to  $|\Psi_2\rangle'$ .  $|\Psi_2\rangle$  always becomes the vacuum state after the two photons being detected.

Therefore, after the two photons being detected, the initial state becomes

$$\rho'_{AB} = \eta'|\Psi_2\rangle\langle\Psi_2| + (1-\eta')|vac\rangle\langle vac|. \tag{13}$$

Here

$$\eta' = \frac{\eta(\alpha^2 t_2 + \beta^2 t_1 - t_1 t_2)}{\eta(\alpha^2 t_2 + \beta^2 t_1) + t_1 t_2 - 2\eta t_1 t_2}. \tag{14}$$

In order to obtain the maximally entangled state, they should let

$$\frac{\alpha^2}{\beta^2} = \frac{t_1(1-t_2)}{t_2(1-t_1)}. \tag{15}$$

Moreover, in order to realize the linear amplification, they should make  $\eta' > \eta$ . If we denote the amplification factor  $g \equiv \frac{\eta'}{\eta}$ , we can obtain

$$g = \frac{\alpha^2 t_2 + \beta^2 t_1 - t_1 t_2}{\eta(\alpha^2 t_2 + \beta^2 t_1) + t_1 t_2 - 2\eta t_1 t_2}. \tag{16}$$

### III. DISCUSSION

Thus far, we have briefly explained the EALCP. From above discussion, we should require two different VBSs, while in Ref.[38], two similar VBSs are used. In Eq. (15), we should adjust the coefficients  $t_1$  and  $t_2$  to obtain the maximally entangled state, according to the initial coefficients  $\alpha$  and  $\beta$ . Certainly, if we choose a special case that  $\alpha^2 = \beta^2 = \frac{1}{2}$ ,

we can obviously obtain  $t_1=t_2 \equiv t$ . Moreover, according to the Eq. (16), we can get  $g = \frac{1-t}{\eta+t-2\eta t}$ . In this way, our results is consist with the Ref.[38]. As shown in Fig. 2, we calculate the  $t_2$  alate with  $t_1$  under different  $\alpha^2$ . In Fig. 2, Curve A is corresponding to the  $\alpha^2 = 0.1$ . Curve B is corresponding to the  $\alpha^2 = 0.2$ . Curve C is corresponding to the  $\alpha^2 = 0.4$ . Curve D is corresponding to the  $\alpha^2 = 0.6$ . Curve E is corresponding to the  $\alpha^2 = 0.8$ , and Curve F is corresponding to the  $\alpha^2 = 0.9$ . From Eq. (15), if  $\alpha = \beta$ , we can obtain that  $t_1=t_2$ , which is same as Ref. [38]. The relationship described in Fig. 2 only realizes the function of entanglement concentration. In order to increases the fidelity of the entangled state, we should let  $\eta' > \eta$ . In Fig. 3, we both calculate the  $t_2$  and amplification factor  $g$

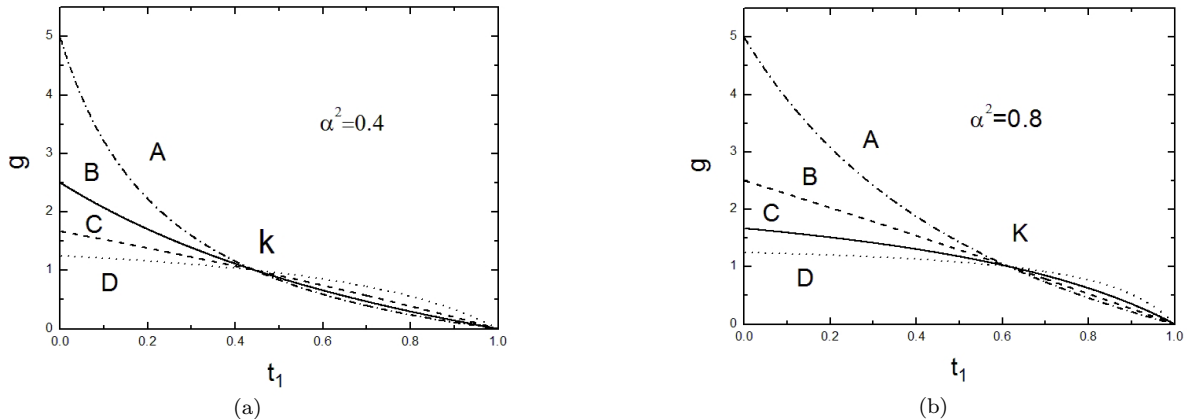


FIG. 4: The amplification factor  $g$  is altered with the transmission coefficient  $t_1$  with  $\alpha^2 = 0.4$  and  $\alpha^2 = 0.8$ , respectively. Curve A:  $\eta = 0.2$ . Curve B:  $\eta = 0.4$ . Curve C:  $\eta = 0.6$ . Curve D:  $\eta = 0.8$ . All four curves pass through the same point  $K$  with  $g = 1$ . The numerical simulation of the limitation  $g$  shows that it is equal to  $\frac{1}{\eta}$ , which is consist to the theoretical derivation.

alters with the  $t_1$  when  $\eta_0 = 0.4$ ,  $\alpha^2 = 0.4$  and  $\alpha^2 = 0.8$ , respectively. In Fig. 3 (a), Curve A is the  $t_2$  alters with the coefficient  $t_1$  and the Curve B is the  $g$  alters with the  $t_1$ . Therefore, in order to realize the amplification, we should require  $t_1 \in (0, 0.44)$ , and  $t_2 \in (0, 0.54)$  when  $\eta_0 = 0.4$ ,  $\alpha^2 = 0.4$ . On the other hand, In Fig. 3. (b), when  $\eta_0 = 0.4$ ,  $\alpha^2 = 0.8$ , we get  $t_1 \in (0, 0.63)$  and  $t_1 \in (0, 0.15)$ . We also calculate the  $g$  alters with the different initial probability  $\eta$  and  $\alpha^2$ . In Fig. 4 (a) and (b), Curve A is relationship between  $t_1$  and  $g$  when  $\eta = 0.2$ . Curve B is  $\eta = 0.4$ . Curve C is  $\eta = 0.6$  and Curve D is  $\eta = 0.8$ . Interestingly, as shown in Fig. 4 (a) and (b), all four curves pass through the same point  $K$ , which corresponding to  $\eta = 1$ . Actually, according to Eq. (16), if  $\eta = 1$ , we can get  $\frac{\alpha^2 t_2 + \beta^2 t_1}{2t_1 t_2} = 1$ . It is shown that the initial coefficient  $\eta$  disappears. This is the reason that all curves pass through the same point  $K$ . From both Figs. 3 and 4, another interesting case is that the limitation of  $g$  seems to be a constant. It changes with initial  $\eta$  and has nothing to do with the initial  $\alpha$  and  $\beta$ . From Eq. (15) and Fig. 2,  $t_2 \rightarrow 0$  when  $t_1 \rightarrow 0$ . In Eq. (16), term  $t_1 t_2$  is the second-order infinitesimal when  $t_2 \rightarrow 0$  and  $t_1 \rightarrow 0$ , which can be omitted. Therefore, we can calculate the limitation of  $g$  as

$$\lim_{t_1, t_2 \rightarrow 0} g = \frac{\alpha^2 t_2 + \beta^2 t_1}{\eta(\alpha^2 t_2 + \beta^2 t_1)} = \frac{1}{\eta}. \quad (17)$$

The numerical simulation shown in Fig. 4 is consist with the Eq. (17). It is easy to explain the limitation  $g$  in Eq. (17). Because the upper limit of both  $\eta$  and  $\eta'$  is 1, according to Eq. (2). If the initial probability  $\eta$  is 0.2 as shown in Fig. 4, the maximally value of  $g$  must be 5. In this way, the limitation of  $g$  is nothing to do with the coefficient  $\alpha$ .

Finally, let us briefly discuss the possible realization in experiment. The main challenge for amplification and concentration process is to ensure the input and auxiliary photons are indistinguishable in every degree of freedom, they are essentially the Hong-Ou-Mandel (HOM) interference on two BSs. As shown in Fig. 5, the pump pulse of ultraviolet light passes through a  $\beta$ -barium borate crystal (BBO). Then a correlated pair of photons will be generated with the probability  $p$  in the spatial modes  $a_0$  and  $b_0$ . The pump pulse of ultraviolet light will be reflected by the mirror (M) and pass through the BBO crystal in a second time, which generate another correlated pair in the spatial mode  $b_1$  and  $b_2$ . The position of the mirror can be adjusted. The Delay line can also used to ensure the photons arrive at the two BSs simultaneously. The photon in the spatial mode  $b_0$  is blocked. The photon in the spatial mode  $a_0$  is used to prepare the initial state as shown in Eq. (2). The VBS<sub>1</sub> is to generate the less-entangled state  $|\Psi\rangle$ , similar to Ref. [38]. The coefficient  $\alpha$  is decided by the transmission of VBS<sub>1</sub>. The VBS<sub>2</sub> and VBS<sub>3</sub> with the same transmission are used to prepare the local bosonic lossy channels. The transmission coefficients of VBS<sub>2</sub> and VBS<sub>3</sub> is  $T_0 = \eta$ . The two auxiliary photons in the spatial modes  $b_1$  and  $b_2$ . According to the initial  $\eta$  and  $\alpha$ , we should adjust the transmission



- [8] M. Hillery, V. Bužek, and A. Berthiaume, "Quantum secret sharing," *Phys. Rev. A* **59**, 1829-1834 (1999).
- [9] A. Karlsson, M. Koashi, and N. Imoto, "Quantum entanglement for secret sharing and secret splitting," *Phys. Rev. A* **59**, 162-168 (1999).
- [10] L. Xiao, G.-L. Long, F.-G. Deng, and J.-W. Pan, "Efficient multiparty quantum-secret-sharing schemes," *Phys. Rev. A* **69**, 052307 (2004).
- [11] F.-G. Deng, G.-L. Long, and X.-S. Liu, "Two-step quantum direct communication protocol using the Einstein-Podolsky-Rosen pair block," *Phys. Rev. A*, **68**, 042317 (2003).
- [12] C. Wang, F. G. Deng, Y. S. Li, X. S. Liu, and G. L. Long, "Quantum secure direct communication with high-dimension quantum superdense coding," *Phys. Rev. A* **71**, 042305 (2005).
- [13] R. Cleve, D. Gottesman, and H. K. Lo, "How to Share a Quantum Secret," *Phys. Rev. Lett.* **83**, 648-651 (1999).
- [14] A. M. Lance, T. Symul, W. P. Bowen, B. C. Sanders, and P. K. Lam, "Tripartite Quantum State Sharing," *Phys. Rev. Lett.* **92**, 177903 (2004).
- [15] F. G. Deng, X. H. Li, C. Y. Li, P. Zhou, and H. Y. Zhou, "Multiparty quantum-state sharing of an arbitrary two-particle state with Einstein-Podolsky-Rosen pairs," *Phys. Rev. A* **72**, 044301 (2005).
- [16] S. Tan, D. Walls, and M. Collett, "Nonlocality of a single photon," *Phys. Rev. Lett.* **66**, 252-255 (1991).
- [17] L. Hardy, "Nonlocality of a single photon revisited," *Phys. Rev. Lett.* **73**, 2279-2283 (1994).
- [18] A. Peres, "Nonlocal effects in Fock space," *Phys. Rev. Lett.* **74**, 4571-4571 (1995).
- [19] C. Silberhorn, T. C. Ralph, N. Lütkenhaus, and G. Leuchs, "Continuous variable quantum cryptography: beating the 3 dB loss limit," *Phys. Rev. Lett.* **89**, 167901-167904 (2002).
- [20] Ch. Silberhorn, N. Korolkova, and G. Leuchs, "Quantum key distribution with bright entangled beams," *Phys. Rev. Lett.* **88**, 167902-167905 (2002).
- [21] M. G. A. Paris, M. Cola, and R. Bonifacio, "Quantum state engineering assisted by entanglement," *Phys. Rev. A* **67**, 042104 (2003).
- [22] G. M. D'Ariano and P. Lo Presti, "Quantum tomography for measuring experimentally the matrix elements of an arbitrary quantum operation," *Phys. Rev. Lett.* **86**, 4195-4198 (2001).
- [23] G. M. D'Ariano, P. Lo Presti, and M. G. A. Paris, "Using entanglement improves the precision of quantum measurements," *Phys. Rev. Lett.* **87**, 270404-270407 (2001).
- [24] L. M. Duan, M. D. Lukin, J. T. Cirac and P. Zoller, "Long-distance quantum communication with atomic ensembles and linear optics," *Nature (London)* **414**, 413-418 (2001).
- [25] C. Simon, H. de Riedmatten, M. Afzelius, N. Sangouard, H. Zbinden, N. Gisin, "Quantum repeaters with photon pair sources and multimode memories," *Phys. Rev. Lett.* **98**, 190503 (2007).
- [26] N. Sangouard, C. Simon, B. Zhao, Y. A. Chen, H. de Riedmatten, J. W. Pan, and N. Gisin, "Robust and efficient quantum repeaters with atomic ensembles and linear optics," *Phys. Rev. A* **77**, 062301 (2008).
- [27] N. Sangouard, C. Simon, H. de Riedmatten, and N. Gisin, "Quantum repeaters based on atomic ensembles and linear optics," *Rev. Mod. Phys.* **83**, 33-80 (2011).
- [28] N. Sangouard, C. Simon, T. Coudreau, and N. Gisin, "Purification of single-photon entanglement with linear optics," *Phys. Rev. A* **78**, 050301 (2008).
- [29] D. Salart, O. Landry, N. Sangouard, N. Gisin, H. Herrmann, B. Sanguinetti, C. Simon, W. Sohler, R. T. Thew, A. Thomas, H. Zbinden, "Purification of Single-Photon Entanglement," *Phys. Rev. Lett.* **104**, 180504 (2010).
- [30] Y. B. Sheng, F. G. Deng, and H. Y. Zhou, "Single-photon entanglement concentration for long-distance quantum communication," *Quant. Inf. Comput.* **10**, 272-281 (2010).
- [31] L. Zhou, Y. B. Sheng, W. W. Cheng, L. Y. Gong and S. M. Zhao, "Efficient entanglement concentration for arbitrary single-photon multimode W state," *J. Opt. Soc. Am. B* **30**, 71-78 (2013).
- [32] T. C. Ralph, and A. P. Lund, in *Quantum Communication Measurement and Computing*, Proceedings of 9th International Conference, edited by A. Ilovsky (AIP, New York, 2009) pp. 155-160.
- [33] N. Gisin, S. Pironio, and N. Sangouard, "Proposal for implementing device-independent quantum key distribution based on a heralded qubit amplifier," *Phys. Rev. Lett.* **105**, 070501 (2010).
- [34] G. Y. Xiang, T. C. Ralph, A. P. Lund, N. Walk, and G. J. Pryde, "Heralded noiseless linear amplification and distillation of entanglement," *Nat. Photon.* **4**, 316-319 (2010).
- [35] M. Curty, and T. Moroder, "Heralded-qubit amplifiers for practical device-independent quantum key distribution," *Phys. Rev. A* **84**, 010304(R) (2011).
- [36] D. Pitkanen, X. Ma, R. Wickert, P. van Loock, and N. Lütkenhaus, "Efficient heralding of photonic qubits with applications to device-independent quantum key distribution," *Phys. Rev. A* **84**, 022325 (2011).
- [37] C. I. Osorio, N. Bruno, N. Sangouard, H. Zbinden, N. Gisin, and R. T. Thew, "Heralded photon amplification for quantum communication," *Phys. Rev. A* **86**, 023815 (2012).
- [38] S. L. Zhang, S. Yang, X. B. Zou, B. S. Shi, and G. C. Guo, "Protecting single-photon entangled state from photon loss with noiseless linear amplification," *Phys. Rev. A* **86**, 034302 (2012).
- [39] C. H. Bennett, H. J. Bernstein, S. Popescu, and B. Schumacher, "Concentrating partial entanglement by local operations," *Phys. Rev. A* **53**, 2046-2052 (1996).
- [40] S. Bose, V. Vedral, and P. L. Knight, "Purification via entanglement swapping and conserved entanglement," *Phys. Rev. A* **60**, 194-197 (1999).
- [41] B. S. Shi, Y. K. Jiang, and G. C. Guo, "Optimal entanglement purification via entanglement swapping," *Phys. Rev. A* **62**, 054301 (2000).
- [42] Z. Zhao, J. W. Pan, and M. S. Zhan, "Practical scheme for entanglement concentration," *Phys. Rev. A* **64**, 014301 (2001).

- [43] T. Yamamoto, M. Koashi, and N. Imoto, "Concentration and purification scheme for two partially entangled photon pairs," *Phys. Rev. A* **64**, 012304 (2001).
- [44] Y. B. Sheng, F. G. Deng, and H. Y. Zhou, "Nonlocal entanglement concentration scheme for partially entangled multipartite systems with nonlinear optics," *Phys. Rev. A* **77**, 062325 (2008).
- [45] Y. B. Sheng, L. Zhou, S. M. Zhao, and B. Y. Zheng, "Efficient single-photon-assisted entanglement concentration for partially entangled photon pairs," *Phys. Rev. A* **85**, 012307 (2012).
- [46] F. G. Deng, "Optimal nonlocal multipartite entanglement concentration based on projection measurements," *Phys. Rev. A* **85**, 022311 (2012).
- [47] Y. B. Sheng, F. G. Deng, and H. Y. Zhou, "Efficient polarization entanglement concentration for electrons with charge detection," *Phys. Lett. A* **373**, 1823-1825 (2009).
- [48] L. Zhou, "Efficient entanglement concentration for electron-spin W state with the charge detection," *Quant. Inf. Process.* **12**, 2087-2101 (2013).
- [49] C. Wang, Y. Zhang and G. S. Jin, "Entanglement purification and concentration of electron-spin entangled states using quantum-dot spins in optical microcavities," *Phys. Rev. A* **84**, 032307 (2011).
- [50] C. Wang, "Efficient entanglement concentration for partially entangled electrons using a quantum-dot and microcavity coupled system," *Phys. Rev. A* **86**, 012323 (2012).
- [51] Y. B. Sheng, L. Zhou, L. Wang, and S. M. Zhao, "Efficient entanglement concentration for quantum dot and optical microcavities systems," *Quantum. Inf. Process.* **12**, 1885-1895 (2013).
- [52] Y. B. Sheng, and L. Zhou, "Efficient W-state entanglement concentration using quantum-dot and optical microcavities," *J. Opt. Soc. Am. B* **30**, 678-686 (2013).
- [53] W. Xiong and L. Ye, "Schemes for entanglement concentration of two unknown partially entangled states with cross-Kerr nonlinearity," *J. Opt. Soc. Am. B* **28**, 2030-2037 (2011).
- [54] L. Zhou, Y. B. Sheng, W. W. Cheng, G. L. Yan, and S. M. Zhao, "Efficient entanglement concentration for arbitrary less-entangled NOON states," *Quant. Inf. Process.* **12**, 1307-1320 (2013).
- [55] H. F. Wang, S. Zhang, and K. H. Yeon, "Linear-optics-based entanglement concentration of unknown partially entangled three-photon W states," *J. Opt. Soc. Am. B* **27**, 2159-2164 (2010).
- [56] Y. B. Sheng, L. Zhou, and S. M. Zhao, "Efficient two-step entanglement concentration for arbitrary W states," *Phys. Rev. A* **85**, 042302 (2012).
- [57] B. Gu, "Single-photon-assisted entanglement concentration of partially entangled multiphoton W states with linear optics," *J. Opt. Soc. Am. B* **29**, 1685-1689 (2012).
- [58] F. F. Du, T. Li, B. C. Ren, H. R. Wei, and F. G. Deng, "Single-photon-assisted entanglement concentration of a multiphoton system in a partially entangled W state with weak cross-Kerr nonlinearity," *J. Opt. Soc. Am. B* **29**, 1399-1405 (2012).
- [59] C. Simon, and J. W. Pan, "Polarization Entanglement Purification using Spatial Entanglement," *Phys. Rev. Lett.* **89**, 257901 (2002).
- [60] J. W. Pan, C. Simon, Č. Brukner, and A. Zeilinger, "Entanglement purification for quantum communication," *Nature* **410**, 1067-1070 (2001).