

Representation of Crystallographic Subperiodic Groups by Geometric Algebra

Eckhard Hitzer and Daisuke Ichikawa

Abstract We explain how following the representation of 3D crystallographic space groups in geometric algebra it is further possible to similarly represent the 162 so-called subperiodic groups of crystallography in geometric algebra. We construct a new compact geometric algebra group representation symbol, which allows to read off the complete set of geometric algebra generators. For clarity we moreover state explicitly what generators are chosen. The group symbols are based on the representation of point groups in geometric algebra by versors (Clifford group, Lipschitz elements).

1 Introduction

The 3D crystallographic space groups [1] have been successfully represented [3, 2] in geometric algebra [4]. Following this an interactive 3D visualization has been created [6, 5]. But for crystallographers the subperiodic space groups [7] in 2D and 3D with only one or two degrees of freedom for translations are also of great interest.

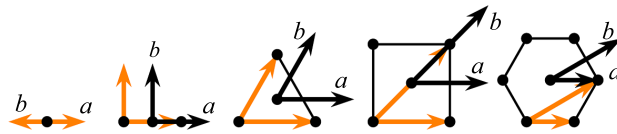


Fig. 1 Regular polygons ($p = 1, 2, 3, 4, 6$) and point group generating vectors a, b subtending angles π/p shifted to center.

Eckhard Hitzer, Daisuke Ichikawa

Department of Applied Physics, University of Fukui, 910-8507 Fukui, Japan e-mail: hitzer@mech.fukui-u.ac.jp, e-mail: ichikawa@hello.apphy.fukui-u.ac.jp

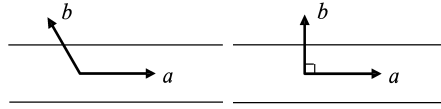


Fig. 2 Generating vectors a, b of oblique and rectangular cells for 2D frieze groups.

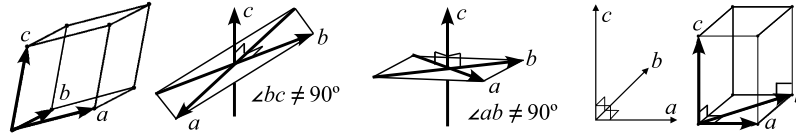


Fig. 3 From left to right: Triclinic, monoclinic inclined, monoclinic orthogonal, orthorhombic, and tetragonal cell vectors a, b, c for rod and layer groups.

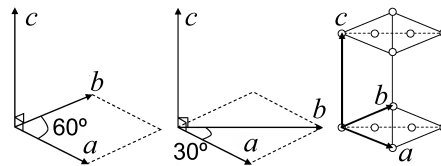


Fig. 4 Generating vectors a, b, c of trigonal (left), hexagonal (center) and hexagonally centered (right, Bravais symbol: H or h) cells for 3D rod and layer groups.

Table 1 Geometric and international notation for 2D point groups.

Crystal	Oblique	Rectangular	Trigonal	Square	Hexagonal
geometric	$\bar{1}$ $\bar{2}$	1 2	3 $\bar{3}$	4 $\bar{4}$ 6 $\bar{6}$	
international	1 2	m mm	3m 3	4m 4 6m 6	

Clifford geometric algebra. Clifford’s associative geometric product of two vectors simply adds the inner product to the outer product of Grassmann

$$ab = a \cdot b + a \wedge b. \tag{1}$$

This allows to write the reflection of a vector x at a hyperplane through the origin with normal a as

Table 2 Geometric 3D point group symbols [2] and generators with $\theta_{a,b} = \pi/p$, $\theta_{b,c} = \pi/q$, $\theta_{a,c} = \pi/2$, $p, q \in \{1, 2, 3, 4, 6\}$.

Symbol	1	$p \neq 1$	\bar{p}	pq	$\bar{p}q$	$p\bar{q}$	$\bar{p}\bar{q}$	$\bar{p}\bar{q}$
Generators	a	a, b	ab	a, b, c	ab, c	a, bc	ab, bc	abc

Table 3 Table of frieze groups. Group number (col. 1), intern. frieze group notation [7] (col. 2), related intern. 3D space group numbers [1] (col. 3), and notation [1] (col. 4), geometric 3D space group notation [3] (col. 5), related intern. 2D space group numbers [1] (col. 6), and notation [1] (col. 7), related geometric 2D space group notation [3] (col. 8), geometric frieze group notation (col. 9), geometric algebra frieze group versor generators (col. 10). The pure translation generator T_a is omitted.

Frieze Group #	Intern. Notat.	3D SG#	Intern. 3D SGN	Geom. 3D SGN	2D SG#	Intern. 2D SGN	Geom. 2D SGN	Geom. Notat.	Frieze Group Generators
Oblique									
F_1	$\not\parallel 1$	1	$P1$	$P\bar{1}$	1	$p1$	$p\bar{1}$	$\not\parallel \bar{1}$	
F_2	$\not\parallel 211$	3	$P2$	$P\bar{2}$	2	$p2$	$p\bar{2}$	$\not\parallel \bar{2}$	$a \wedge b$
Rectangular									
F_3	$\not\parallel 1m1$	6	Pm	$P1$	3	$pm(p1m1)$	$p1$	$\not\parallel 1$	a
F_4	$\not\parallel 11m$	6	Pm	$P1$	3	$pm(p11m)$	$p1$	$\not\parallel .1$	b
F_5	$\not\parallel 11g$	7	Pc	$P_a 1$	4	$pg(p11g)$	$p_g 1$	$\not\parallel .g 1$	$bT_a^{1/2}$
F_6	$\not\parallel 2mm$	25	$Pmm2$	$P2$	6	$p2mm$	$p2$	$\not\parallel 2$	a, b
F_7	$\not\parallel 2mg$	28	$Pma2$	$P2_a$	7	$p2mg$	$p2_g$	$\not\parallel 2_g$	$a, bT_a^{1/2}$

$$x' = -a^{-1}xa, \quad a^{-1} = \frac{a}{a^2}. \quad (2)$$

The composition of two reflections at hyperplanes whose normal vectors a, b subtend the angle $\alpha/2$ yields a rotation around the intersection of the two hyperplanes by α

$$x' = (ab)^{-1}xab, \quad (ab)^{-1} = b^{-1}a^{-1}. \quad (3)$$

In general the geometric product of k normal vectors (the versor S) corresponds to the composition of reflections to all symmetry transformations [2] of 2D and 3D crystal cell point groups

$$x' = (-1)^k S^{-1}xS. \quad (4)$$

Point groups. 2D point groups are generated (cf. Table 1) by multiplying vectors selected [2] as in Fig. 1. For example the hexagonal point group is given by multiplying its two generating vectors a, b

$$6 = \{a, b, R = ab, R^2, R^3, R^4, R^5, R^6 = -1, aR^2, bR^2, aR^4, bR^4\}. \quad (5)$$

Table 4 Table of triclinic, monoclinic and orthorhombic rod groups. The pure translator T_c is omitted.

Rod Group #	Intern. Notat.	3D Space Group #	Intern. 3D SGN	Geom. 3D SGN	Geom. Notat.	Rod Group Generators
Triclinic						
R_1	$\not\parallel 1$	1	$P1$	$P\bar{1}$	$\not\parallel \bar{1}$	$a \wedge b \wedge c$
R_2	$\not\parallel 2$	2	$P\bar{1}$	$P\bar{2}2$	$\not\parallel \bar{2}2$	$a \wedge b \wedge c$
Monoclinic/inclined						
R_3	$\not\parallel 211$	3	$P112$	$P\bar{2}$	$\not\parallel .\bar{2}$	$b \wedge c$
R_4	$\not\parallel m11$	6	Pm	$P1$	$\not\parallel 1$	a
R_5	$\not\parallel c11$	7	Pc	P_c1	$\not\parallel_c 1$	$aT_c^{1/2}$
R_6	$\not\parallel 2/m11$	10	$P2/m$	$P\bar{2}2$	$\not\parallel \bar{2}2$	$a, b \wedge c$
R_7	$\not\parallel 2/c11$	13	$P2/c$	$P_a\bar{2}2$	$\not\parallel_c \bar{2}2$	$aT_c^{1/2}, b \wedge c$
Monoclinic/orthogonal						
R_8	$\not\parallel 112$	3	$P112$	$P\bar{2}$	$\not\parallel \bar{2}$	$a \wedge b$
R_9	$\not\parallel 112_1$	4	$P2_1$	$P\bar{2}_1$	$\not\parallel \bar{2}_1$	$(a \wedge b)T_c^{1/2}$
R_{10}	$\not\parallel 11m$	6	Pm	$P1$	$\not\parallel ..1$	c
R_{11}	$\not\parallel 112/m$	10	$P2/m$	$P\bar{2}2$	$\not\parallel \bar{2}2$	$a \wedge b, c$
R_{12}	$\not\parallel 112_1/m$	11	$P2_1/m$	$P\bar{2}_12$	$\not\parallel \bar{2}_12$	$(a \wedge b)T_c^{1/2}, c$
Orthorhombic						
R_{13}	$\not\parallel 222$	16	$P222$	$P\bar{2}\bar{2}\bar{2}$	$\not\parallel \bar{2}\bar{2}\bar{2}$	ab, bc
R_{14}	$\not\parallel 222_1$	17	$P222_1$	$P\bar{2}_1\bar{2}\bar{2}$	$\not\parallel \bar{2}_1\bar{2}\bar{2}$	$abT_c^{1/2}, bc$
R_{15}	$\not\parallel mm2$	25	$Pmm2$	$P2$	$\not\parallel 2$	a, b
R_{16}	$\not\parallel cc2$	27	$Pcc2$	P_c2_c	$\not\parallel_c 2_c$	$aT_c^{1/2}, bT_c^{1/2}$
R_{17}	$\not\parallel mc2_1$	26	$Pmc2_1$	$P2_c$	$\not\parallel 2_c$	$a, bT_c^{1/2}$
R_{18}	$\not\parallel 2mm$	25	$Pmm2$	$P2$	$\not\parallel .2$	b, c
R_{19}	$\not\parallel 2cm$	28	$Pma2$	$P2_a$	$\not\parallel_c .2$	$bT_c^{1/2}, c$
R_{20}	$\not\parallel mmm$	47	$Pmmm$	$P22$	$\not\parallel 22$	a, b, c
R_{21}	$\not\parallel ccm$	49	$Pccm$	P_c2_c2	$\not\parallel_c 2_c2$	$aT_c^{1/2}, bT_c^{1/2}, c$
R_{22}	$\not\parallel mcm$	51	$Pmma$	$P22_a$	$\not\parallel 2_c2$	$a, bT_c^{1/2}, c$

The rotation subgroups are denoted with bars, e.g. $\bar{6}$. The selection of three vectors a, b, c from each crystal cell [2, 5] for generating (cf. Table 2) 3D point groups are indicated in Figs. 3 and 4.

Space groups. The smooth composition with translations is best done in the conformal model [4] of Euclidean space (in the GA of $\mathbb{R}^{4,1}$). A plane can be described by the vector

$$m = p - d e_\infty, \quad (6)$$

Table 5 Table of tetragonal and trigonal rod groups. The pure translator T_c is omitted.

Rod Group #	Intern. Notat.	3D Space Group #	Intern. 3D SGN	Geom. 3D SGN	Geom. Notat.	Rod Group Generators
Tetragonal						
R_{23}	$\cancel{4}$	75	$P4$	$P\bar{4}$	$\cancel{4}$	ab
R_{24}	$\cancel{4}_1$	76	$P4_1$	$P\bar{4}_1$	$\cancel{4}_1$	$abT_c^{\frac{1}{4}}$
R_{25}	$\cancel{4}_2$	77	$P4_2$	$P\bar{4}_2$	$\cancel{4}_2$	$abT_c^{\frac{1}{2}}$
R_{26}	$\cancel{4}_3$	78	$P4_3$	$P\bar{4}_3$	$\cancel{4}_3$	$abT_c^{\frac{3}{4}}$
R_{27}	$\cancel{4}$	81	$P\bar{4}$	$P4\bar{2}$	$\cancel{4}\bar{2}$	abc
R_{28}	$\cancel{4}/m$	83	$P4/m$	$P\bar{4}2$	$\cancel{4}\bar{2}$	ab, c
R_{29}	$\cancel{4}_2/m$	84	$P4_2/m$	$P\bar{4}_22$	$\cancel{4}_2\bar{2}$	$abT_c^{\frac{1}{2}}, c$
R_{30}	$\cancel{4}22$	89	$P422$	$P\bar{4}\bar{2}\bar{2}$	$\cancel{4}\bar{2}\bar{2}$	ab, bc
R_{31}	$\cancel{4}_122$	91	$P4_122$	$P\bar{4}_1\bar{2}\bar{2}$	$\cancel{4}_1\bar{2}\bar{2}$	$abT_c^{\frac{1}{4}}, bc$
R_{32}	$\cancel{4}_222$	93	$P4_222$	$P\bar{4}_2\bar{2}\bar{2}$	$\cancel{4}_2\bar{2}\bar{2}$	$abT_c^{\frac{1}{2}}, bc$
R_{33}	$\cancel{4}_322$	95	$P4_322$	$P\bar{4}_3\bar{2}\bar{2}$	$\cancel{4}_3\bar{2}\bar{2}$	$abT_c^{\frac{3}{4}}, bc$
R_{34}	$\cancel{4}mm$	99	$P4mm$	$P4$	$\cancel{4}$	a, b
R_{35}	$\cancel{4}_2cm$	101	$P4_2cm$	P_c4	$\cancel{c}4$	$aT_c^{\frac{1}{2}}, b$
R_{36}	$\cancel{4}cc$	103	$P4cc$	P_c4_c	$\cancel{c}4_c$	$aT_c^{\frac{1}{2}}, bT_c^{\frac{1}{2}}$
R_{37}	$\cancel{4}m2$	115	$P\bar{4}m2$	$P4\bar{2}$	$\cancel{4}\bar{2}$	a, bc
R_{38}	$\cancel{4}c2$	116	$P\bar{4}c2$	$P_c4\bar{2}$	$\cancel{c}4\bar{2}$	$aT_c^{\frac{1}{2}}, bc$
R_{39}	$\cancel{4}/mmm$	123	$P4/mmm$	$P42$	$\cancel{4}2$	a, b, c
R_{40}	$\cancel{4}/mcc$	124	$P4/mcc$	P_c4_c2	$\cancel{c}4_c2$	$aT_c^{\frac{1}{2}}, bT_c^{\frac{1}{2}}, c$
R_{41}	$\cancel{4}_2/mmc$	131	$P4_2/mmc$	$P4_c2$	$\cancel{4}_c2$	$a, bT_c^{\frac{1}{2}}, c$
Trigonal						
R_{42}	$\cancel{3}$	143	$P3$	$P\bar{3}$	$\cancel{3}$	ab
R_{43}	$\cancel{3}_1$	144	$P3_1$	$P\bar{3}_1$	$\cancel{3}_1$	$abT_c^{\frac{1}{3}}$
R_{44}	$\cancel{3}_2$	145	$P3_2$	$P\bar{3}_2$	$\cancel{3}_2$	$abT_c^{\frac{2}{3}}$
R_{45}	$\cancel{3}$	147	$P\bar{3}$	$P\bar{6}\bar{2}$	$\cancel{6}\bar{2}$	abc
R_{46}	$\cancel{3}12$	149	$P312$	$P\bar{3}\bar{2}$	$\cancel{3}\bar{2}$	ab, bc
R_{47}	$\cancel{3}_112$	151	$P3_112$	$P\bar{3}_1\bar{2}$	$\cancel{3}_1\bar{2}$	$abT_c^{\frac{1}{3}}, bc$
R_{48}	$\cancel{3}_212$	153	$P3_212$	$P\bar{3}_2\bar{2}$	$\cancel{3}_2\bar{2}$	$abT_c^{\frac{2}{3}}, bc$
R_{49}	$\cancel{3}m1$	156	$P3m1$	$P3$	$\cancel{3}$	a, b
R_{50}	$\cancel{3}c1$	158	$P3c1$	P_c3_c	$\cancel{c}3_c$	$aT_c^{\frac{1}{2}}, bT_c^{\frac{1}{2}}$
R_{51}	$\cancel{3}1m$	162	$P\bar{3}1m$	$P\bar{2}6$	$\cancel{6}\bar{2}$	a, bc
R_{52}	$\cancel{3}1c$	163	$P\bar{3}1c$	$P\bar{2}_c6$	$\cancel{c}6\bar{2}$	$aT_c^{\frac{1}{2}}, bc$

Table 6 Table of hexagonal rod groups. The pure translator T_c is omitted.

Rod Group #	Intern. Notat.	3D Space Group #	Intern. 3D SGN	Geom. 3D SGN	Geom. Notat.	Rod Group Generators
R_{53}	$\not\!/\bar{6}$	168	$P\bar{6}$	$P\bar{6}$	$\not\!/\bar{6}$	ab
R_{54}	$\not\!/\bar{6}_1$	169	$P\bar{6}_1$	$P\bar{6}_1$	$\not\!/\bar{6}_1$	$abT_c^{\frac{1}{6}}$
R_{55}	$\not\!/\bar{6}_2$	171	$P\bar{6}_2$	$P\bar{6}_2$	$\not\!/\bar{6}_2$	$abT_c^{\frac{1}{3}}$
R_{56}	$\not\!/\bar{6}_3$	173	$P\bar{6}_3$	$P\bar{6}_3$	$\not\!/\bar{6}_3$	$abT_c^{\frac{1}{2}}$
R_{57}	$\not\!/\bar{6}_4$	172	$P\bar{6}_4$	$P\bar{6}_4$	$\not\!/\bar{6}_4$	$abT_c^{\frac{2}{3}}$
R_{58}	$\not\!/\bar{6}_5$	170	$P\bar{6}_5$	$P\bar{6}_5$	$\not\!/\bar{6}_5$	$abT_c^{\frac{5}{6}}$
R_{59}	$\not\!/\bar{6}$	174	$P\bar{6}$	$P\bar{3}2$	$\not\!/\bar{3}2$	ab, c
R_{60}	$\not\!/\bar{6}/m$	175	$P\bar{6}/m$	$P\bar{6}2$	$\not\!/\bar{6}2$	ab, c
R_{61}	$\not\!/\bar{6}_3/m$	176	$P\bar{6}_3/m$	$P\bar{6}_32$	$\not\!/\bar{6}_32$	$abT_c^{\frac{1}{2}}$
R_{62}	$\not\!/\bar{6}22$	177	$P\bar{6}22$	$P\bar{6}\bar{2}$	$\not\!/\bar{6}\bar{2}$	ab, bc
R_{63}	$\not\!/\bar{6}_122$	178	$P\bar{6}_122$	$P\bar{6}_1\bar{2}$	$\not\!/\bar{6}_1\bar{2}$	$abT_c^{\frac{1}{6}}, bc$
R_{64}	$\not\!/\bar{6}_222$	180	$P\bar{6}_222$	$P\bar{6}_2\bar{2}$	$\not\!/\bar{6}_2\bar{2}$	$abT_c^{\frac{1}{3}}, bc$
R_{65}	$\not\!/\bar{6}_322$	182	$P\bar{6}_322$	$P\bar{6}_3\bar{2}$	$\not\!/\bar{6}_3\bar{2}$	$abT_c^{\frac{1}{2}}, bc$
R_{66}	$\not\!/\bar{6}_422$	181	$P\bar{6}_422$	$P\bar{6}_4\bar{2}$	$\not\!/\bar{6}_4\bar{2}$	$abT_c^{\frac{2}{3}}, bc$
R_{67}	$\not\!/\bar{6}_522$	179	$P\bar{6}_522$	$P\bar{6}_5\bar{2}$	$\not\!/\bar{6}_5\bar{2}$	$abT_c^{\frac{5}{6}}, bc$
R_{68}	$\not\!/\bar{6}mm$	183	$P\bar{6}mm$	$P\bar{6}$	$\not\!/\bar{6}$	a, b
R_{69}	$\not\!/\bar{6}cc$	184	$P\bar{6}cc$	$P_c\bar{6}_c$	$\not\!/\bar{6}_c$	$aT_c^{\frac{1}{2}}, bT_c^{\frac{1}{2}}$
R_{70}	$\not\!/\bar{6}_3cm$	185	$P\bar{6}_3cm$	$P_c\bar{6}$	$\not\!/\bar{6}_c$	$aT_c^{\frac{1}{2}}, b$
R_{71}	$\not\!/\bar{6}m2$	187	$P\bar{6}m2$	$P\bar{3}2$	$\not\!/\bar{3}2$	a, b, c
R_{72}	$\not\!/\bar{6}c2$	188	$P\bar{6}c2$	$P_c\bar{3}_c2$	$\not\!/\bar{6}_c3_c2$	$aT_c^{\frac{1}{2}}, bT_c^{\frac{1}{2}}, c$
R_{73}	$\not\!/\bar{6}/mmm$	191	$P\bar{6}/mmm$	$P\bar{6}2$	$\not\!/\bar{6}2$	a, b, c
R_{74}	$\not\!/\bar{6}/mcc$	192	$P\bar{6}/mcc$	$P_c\bar{6}_c2$	$\not\!/\bar{6}_c6_c2$	$aT_c^{\frac{1}{2}}, bT_c^{\frac{1}{2}}, c$
R_{75}	$\not\!/\bar{6}_3/mcm$	193	$P\bar{6}_3/mcm$	$P_c\bar{6}2$	$\not\!/\bar{6}_c6_2$	$aT_c^{\frac{1}{2}}, b, c$

where p is a unit normal to the plane and d its signed scalar distance from the origin. Reflecting at two parallel planes m, m' with distance $t/2$ we get the *translation operator* (by $t \in \mathbb{R}^3$)

$$X' = m'mXmm' = T_t^{-1}XT_t, \quad T_t = 1 + \frac{1}{2}te_\infty. \quad (7)$$

Reflection at two non-parallel planes m, m' yields the rotation around the m, m' -intersection by twice the angle subtended by m, m' . Applying these techniques one can compactly tabulate geometric space group symbols and generators [2], and consequently visualize them [5].

Table 7 Table of triclinic and monoclinic layer groups. The pure translators T_a, T_b are omitted.

Layer Group #	Intern. Notat.	3D Space Group #	Intern. 3D SGN	Geom. 3D SGN	Geom. Notat.	Layer Group Generators
Triclinic/oblique						
L_1	$p1$	1	$P1$	$P\bar{1}$	$p\bar{1}$	$a \wedge b \wedge c$
L_2	$p\bar{1}$	2	$P\bar{1}$	$P\bar{2}2$	$p\bar{2}2$	$a \wedge b \wedge c$
Monoclinic/oblique						
L_3	$p112$	3	$P2$	$P\bar{2}$	$p\bar{2}$	$a \wedge b$
L_4	$p11m$	6	Pm	$P1$	$p..1$	c
L_5	$p11a$	7	Pc	P_a1	$p.._a1$	$cT_a^{\frac{1}{2}}$
L_6	$p112/m$	10	$P2/m$	$P\bar{2}2$	$p\bar{2}2$	$a \wedge b, c$
L_7	$p112/a$	13	$P2/c$	$P_a2\bar{2}$	$p\bar{2}2_a$	$a \wedge b, cT_a^{\frac{1}{2}}$
Monoclinic/rectangular						
L_8	$p211$	3	$P2$	$P\bar{2}$	$p.\bar{2}$	$b \wedge c$
L_9	$p2_111$	4	$P2_1$	$P\bar{2}_1$	$p.\bar{2}_1$	$(b \wedge c)T_a^{\frac{1}{2}}$
L_{10}	$c211$	5	$C2$	$A\bar{2}$	$c.\bar{2}$	$b \wedge c, T_{a+b}^{1/2}$
L_{11}	$pm11$	6	Pm	$P1$	$p1$	a
L_{12}	$pb11$	7	Pc	P_a1	p_b1	$aT_b^{\frac{1}{2}}$
L_{13}	$cm11$	8	Cm	$A1$	$c1$	$a, T_{a+b}^{1/2}$
L_{14}	$p2/m11$	10	$P2/m$	$P\bar{2}2$	$p\bar{2}2$	$a, b \wedge c$
L_{15}	$p2_1/m11$	11	$P2_1/m$	$P\bar{2}_1$	$p\bar{2}_1$	$a, (b \wedge c)T_a^{\frac{1}{2}}$
L_{16}	$p2/b11$	13	$P2/c$	$P_a2\bar{2}$	$p_b2\bar{2}$	$aT_b^{\frac{1}{2}}, b \wedge c$
L_{17}	$p2_1/b11$	14	$P2_1/c$	$P_a2\bar{2}_2$	$p_b2\bar{2}_1$	$aT_b^{\frac{1}{2}}, (b \wedge c)T_a^{\frac{1}{2}}$
L_{18}	$c2/m11$	12	$C2/m$	$A\bar{2}2$	$c\bar{2}2$	$a, b \wedge c, T_{a+b}^{1/2}$

2 Subperiodic groups represented in Clifford geometric algebra

Compared to [3] we have introduced dots: If one or two dots occur between the Bravais symbol ($\not\in, p, c$) and index 1, the vector b or c , respectively, is present in the generator list. If one or two dots appear between the Bravais symbol and the index 2 (without or with bar), then the vectors b, c or a, c , respectively, are present in the generator list.

In agreement [3] the indexes a, b, c, n (and g for frieze groups) in first, second or third position after the Bravais symbol indicate that the reflections a, b, c (in this order) become glide reflections. Index n indicates diagonal glides. The dots also serve as position indicators. For example rod group 5: $\not\in c1$ has glide reflection $aT_c^{1/2}$, rod group 19: $\not\in c2$ has $bT_c^{1/2}$, and layer group 39: $p_b2_a2_n$ has $aT_b^{\frac{1}{2}}, bT_a^{1/2}$ and $cT_{a+b}^{1/2}$.

The notation \bar{n}_p indicates a right handed screw rotation of $2\pi/n$ around the \bar{n} -axis, with pitch $T_i^{p/n}$ where t is the shortest lattice translation vector parallel to the

Table 8 Table of orthorhombic/rectangular layer groups. The pure translators T_a, T_b are omitted.

Layer Group #	Intern. Notat.	3D Space Group #	Intern. 3D SGN	Geom. 3D SGN	Geom. Notat.	Layer Group Generators
L_{19}	$p222$	16	$P222$	$P\bar{2}\bar{2}\bar{2}$	$p\bar{2}\bar{2}\bar{2}$	ab, bc
L_{20}	$p2_122$	17	$P222_1$	$P\bar{2}_1\bar{2}\bar{2}$	$p\bar{2}\bar{2}_1\bar{2}$	$ab, bcT_a^{\frac{1}{2}}$
L_{21}	$p2_12_12$	18	$P2_12_12$	$P\bar{2}_1\bar{2}_1\bar{2}$	$p\bar{2}\bar{2}_1\bar{2}_1$	$bcT_a^{\frac{1}{2}}, acT_b^{\frac{1}{2}}$
L_{22}	$c222$	21	$C222$	$C\bar{2}\bar{2}\bar{2}$	$c\bar{2}\bar{2}\bar{2}$	$ab, bc, T_{a+b}^{\frac{1}{2}}$
L_{23}	$pmm2$	25	$Pmm2$	$P2$	$p2$	a, b
L_{24}	$pma2$	28	$Pma2$	$P2_a$	$p2_a$	$a, bT_a^{\frac{1}{2}}$
L_{25}	$pba2$	32	$Pba2$	$Pb2_a$	$pb2_a$	$aT_b^{\frac{1}{2}}, bT_a^{\frac{1}{2}}$
L_{26}	$cmm2$	35	$Cmm2$	$C2$	$c2$	$a, b, T_{a+b}^{1/2}$
L_{27}	$pm2m$	25	$Pmm2$	$P2$	$p..2$	a, c
L_{28}	$pm2_1b$	26	$Pmc2_1$	$P2_c$	$p..b2$	$a, cT_b^{\frac{1}{2}}$
L_{29}	$pb2_1m$	26	$Pmc2_1$	$P2_c$	$pb..2$	$aT_b^{\frac{1}{2}}, c$
L_{30}	$pb2b$	27	$Pcc2$	$Pc2_c$	$pb..b2$	$aT_b^{\frac{1}{2}}, cT_b^{\frac{1}{2}}$
L_{31}	$pm2a$	28	$Pma2$	$P2_a$	$p..a2$	$a, cT_a^{\frac{1}{2}}$
L_{32}	$pm2_1n$	31	$Pmn2_1$	$P2_n$	$p..n2$	$a, cT_{a+b}^{1/2}$
L_{33}	$pb2_1a$	29	$Pca2_1$	$Pc2_a$	$pb..a2$	$aT_b^{\frac{1}{2}}, cT_a^{\frac{1}{2}}$
L_{34}	$pb2n$	30	$Pnc2$	$Pn2_c$	$pb..n2$	$aT_b^{\frac{1}{2}}, cT_{a+b}^{1/2}$
L_{35}	$cm2m$	35	$Cmm2$	$C2$	$c..2$	$a, c, T_{a+b}^{1/2}$
L_{36}	$cm2e$	39	$Aem2$	A_b2	$c..a2$	$a, cT_a^{\frac{1}{2}}, T_{a+b}^{1/2}$
L_{37}	$pmmm$	47	$Pmmm$	$P22$	$p22$	a, b, c
L_{38}	$pmaa$	49	$Pccm$	$Pc2_c2$	$p2_a2_a$	$a, bT_a^{\frac{1}{2}}, cT_a^{\frac{1}{2}}$
L_{39}	$pban$	50	$Pban$	$Pb2_a2_n$	$pb2_a2_n$	$aT_b^{\frac{1}{2}}, bT_a^{1/2}, cT_{a+b}^{1/2}$
L_{40}	$pmam$	51	$Pmma$	$P22_a$	$p2_a2$	$a, bT_a^{\frac{1}{2}}, c$
L_{41}	$pmma$	51	$Pmma$	$P22_a$	$p22_a$	$a, b, cT_a^{\frac{1}{2}}$
L_{42}	$pman$	53	$Pmna$	$P2_n2_a$	$p2_a2_n$	$a, bT_a^{\frac{1}{2}}, cT_{a+b}^{1/2}$
L_{43}	$pbaa$	54	$Pcca$	$Pc2_c2_a$	$pb2_a2_a$	$aT_b^{\frac{1}{2}}, bT_a^{\frac{1}{2}}, cT_a^{\frac{1}{2}}$
L_{44}	$pbam$	55	$Pbam$	$Pb2_a2$	$pb2_a2$	$aT_b^{\frac{1}{2}}, bT_a^{\frac{1}{2}}, c$
L_{45}	$pbma$	57	$Pbcm$	$Pb2_c2$	$pb22_a$	$aT_b^{\frac{1}{2}}, b, cT_a^{1/2}$
L_{46}	$pmmn$	59	$Pmmn$	$P22_n$	$p22_n$	$a, b, cT_{a+b}^{\frac{1}{2}}$
L_{47}	$cmmm$	65	$Cmmm$	$C22$	$c22$	$a, b, c, T_{a+b}^{1/2}$
L_{48}	$cmme$	67	$Cmme$	$C22_a$	$c22_a$	$a, b, cT_a^{\frac{1}{2}}, T_{a+b}^{1/2}$

axis, in the screw direction. For example the layer group 21: $p\bar{2}\bar{2}_1\bar{2}_1$ has the screw generators $bcT_a^{1/2}$ and $acT_b^{1/2}$.

Frieze groups. Figure 2 shows the generating vectors a, b of oblique and rectangular cells for 2D frieze groups. The only translation direction is a . Table 3 lists the seven frieze groups with new geometric symbols and generators.

Rod groups. Figure 3 shows the generating vectors a, b, c of triclinic, monoclinic, orthorhombic and tetragonal cells for 3D rod and layer groups. Figure 4 shows the

Table 9 Table of tetragonal, trigonal and hexagonal layer groups. L_{57} , L_{58} and L_{71} use special vector notation. The pure translators T_a, T_b are omitted.

Layer Group #	Intern. Notat.	3D Space Group #	Intern. 3D SGN	Geom. 3D SGN	Geom. Notat.	Layer Group Generators
Tetragonal/square						
L_{49}	$p4$	75	$P4$	$P\bar{4}$	$p\bar{4}$	ab
L_{50}	$p\bar{4}$	81	$P\bar{4}$	$P4\bar{2}$	$p\bar{4}2$	abc
L_{51}	$p4/m$	83	$P4/m$	$P\bar{4}2$	$p\bar{4}2$	ab, c
L_{52}	$p4/n$	85	$P4/n$	$P\bar{4}_n2$	$p\bar{4}_n2$	$ab, cT_b^{1/2}$
L_{53}	$p422$	89	$P422$	$P\bar{4}2\bar{2}$	$p\bar{4}2\bar{2}$	ab, bc
L_{54}	$p42_12$	90	$P42_12$	$P\bar{4}2_1\bar{2}$	$p\bar{4}2_1\bar{2}$	$ab, bcT_{2a-b}^{1/2}$
L_{55}	$p4mm$	99	$P4mm$	$P4$	$p4$	a, b
L_{56}	$p4bm$	100	$P4bm$	P_b4	p_b4	$aT_{a-b}^{1/2}, b$
L_{57}	$p\bar{4}2m$	111	$P\bar{4}2m$	$P\bar{2}4$	$p\bar{2}4$	ac, b
L_{58}	$p\bar{4}2_1m$	113	$P\bar{4}2_1m$	$P\bar{2}_14$	$p\bar{2}_14$	$acT_{a-b}^{1/2}, b$
L_{59}	$p\bar{4}m2$	115	$P\bar{4}m2$	$P4\bar{2}$	$p4\bar{2}$	a, bc
L_{60}	$p\bar{4}b2$	117	$P\bar{4}b2$	$P_b4\bar{2}$	$p_b4\bar{2}$	$aT_{a-b}^{1/2}, bc$
L_{61}	$p4/mmm$	123	$P4/mmm$	$P42$	$p42$	a, b, c
L_{62}	$p4/nbm$	125	$P4/nbm$	P_b42_n	p_b42_n	$aT_{a-b}^{1/2}, b, cT_b^{1/2}$
L_{63}	$p4/mbm$	127	$P4/mbm$	P_b42	p_b42	$aT_{a-b}^{1/2}, b, c$
L_{64}	$p4/nmm$	129	$P4/nmm$	$P42_n$	$p42_n$	$a, b, cT_b^{1/2}$
Trigonal/hexagonal						
L_{65}	$p3$	143	$P3$	$P\bar{3}$	$p\bar{3}$	ab
L_{66}	$p\bar{3}$	147	$P\bar{3}$	$P\bar{6}2$	$p\bar{6}2$	abc
L_{67}	$p312$	149	$P312$	$P\bar{3}2$	$p\bar{3}2$	ab, bc
L_{68}	$p321$	150	$P321$	$H\bar{3}2$	$h\bar{3}2$	ab, bc
L_{69}	$p3m1$	156	$P3m1$	$P3$	$p3$	a, b
L_{70}	$p31m$	157	$P31m$	$H3$	$h3$	a, b
L_{71}	$p\bar{3}1m$	162	$P\bar{3}1m$	$P\bar{2}6$	$p\bar{2}6$	ac, b
L_{72}	$p\bar{3}m1$	164	$P\bar{3}m1$	$P\bar{6}2$	$p\bar{6}2$	a, bc
Hexagonal/hexagonal						
L_{73}	$p6$	168	$P6$	$P\bar{6}$	$p\bar{6}$	ab
L_{74}	$p\bar{6}$	174	$P\bar{6}$	$P\bar{3}2$	$p\bar{3}2$	ab, c
L_{75}	$p6/m$	175	$P6/m$	$P\bar{6}2$	$p\bar{6}2$	ab, c
L_{76}	$p622$	177	$P622$	$P\bar{6}2$	$p\bar{6}2$	ab, bc
L_{77}	$p6mm$	183	$P6mm$	$P6$	$p6$	a, b
L_{78}	$p\bar{6}m2$	187	$P\bar{6}m2$	$P32$	$p32$	a, b, c
L_{79}	$p\bar{6}2m$	189	$P\bar{6}2m$	$H32$	$h32$	a, b, c
L_{80}	$p6/mmm$	191	$P6/mmm$	$P62$	$p62$	a, b, c

same for trigonal and hexagonal cells. For rod groups the only translation direction is c . Tables 4, 5, 6 list the 75 rod groups with new geometric symbols and generators: Rod group number (col. 1), intern. rod group notation [7] (col. 2), related intern. 3D space group numbers [1] (col. 3), and notation [1] (col. 4), related geometric 3D space group notation [3] (col. 5), geometric rod group notation (col. 6), geometric algebra generators (col. 7).

Layer groups. For layer groups the two translation directions are a, b . Tables 7, 8, and 9 list the 80 3D layer groups with new geometric symbols and generators: Layer group number (col. 1), intern. layer group notation [7] (col. 2), related intern. 3D space group numbers [1] (col. 3), and notation [1] (col. 4), related geometric 3D space group notation [3] (col. 5), geometric layer group notation (col. 6), geometric algebra generators (col. 7). The layer groups are classified according to their 3D crystal system/2D Bravais system. The monoclinic/oblique(rectangular) system corresponds to the monoclinic/orthogonal(inclined) system of Fig. 3. Figure 4 shows the hexagonally centered cell with Bravais symbols H (space group) and h (layer group).

Conclusion We have devised a new Clifford geometric algebra representation for the 162 subperiodic space groups using versors (Clifford group, Lipschitz elements). In the future this may be extended to magnetic subperiodic space groups, the sign of the generators may achieve that. We expect that the present work forms a suitable foundation for interactive visualization software of subperiodic space groups [5]. Fig. 5 shows how the rod groups 13: $\overline{p}2\overline{2}\overline{2}$ and 14: $\overline{p}2_1\overline{2}\overline{2}$, and the layer group 11: $p1$ and might be visualized in the future, based on [5].

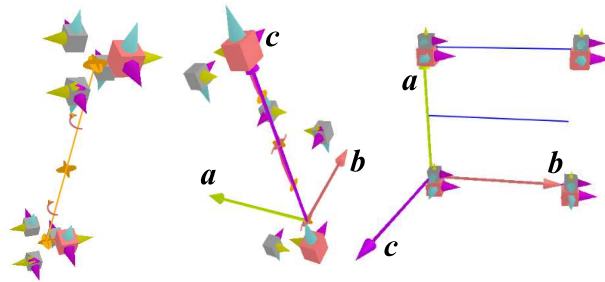


Fig. 5 How a future subperiodic space group viewer software might depict rod groups 13: $\overline{p}2\overline{2}\overline{2}$ and 14: $\overline{p}2_1\overline{2}\overline{2}$, and the layer group 11: $p1$, based on [5].

Acknowledgements E. Hitzer wishes to thank God for his wonderful creation: *You answer us with awesome deeds of righteousness, O God our Savior, the hope of all the ends of the earth and of the farthest seas ...* [8] He wishes to thank his family for their loving support, and D. Hestenes, C. Perwass, M. Aroyo, D. Litvin, A. Hayashi, N. Onoda, and Y. Koga.

References

1. T. Hahn (ed.), *Int. Tables for Crystallography*, 5th ed., Vol. A, Springer, Dordrecht, 2005.
2. D. Hestenes, *Point Groups and Space Groups in Geometric Algebra*, in L. Dorst, et al (eds.), AGACSE, Birkhauser, Boston, 3–34 (2002).
3. D. Hestenes, J. Holt, *The Crystallographic Space Groups in Geometric Algebra*, JMP, Vol. 48, 023514, (2007).
4. D. Hestenes, H. Li, A. Rockwood, New Algebraic Tools for Classical Geometry, in G. Sommer (ed.), *Geometric Computing with Clifford Algebras*, Springer, Berlin, 4–26, (2001).
5. E. Hitzer, C. Perwass, *The Space Group Visualizer*, Proceedings of ISAMPE, 172–181 (2006). Compare the companion paper: *Interactive 3D Space Group Visualization with CLUCalc based on Geometric Algebra*. Space Group Visualizer, www.spacegroup.info (2005).
6. D. Ichikawa, E.Hitzer, *Symmetry of orthorhombic materials and interactive 3D visualization in Geometric Algebra*, Proc. of ISAMPE, 302–312 (2007).
7. V. Kopsky, D. B. Litvin, (eds.), *Int. Tables for Crystallography*, 1st ed., Vol. E, Kluwer, Dordrecht, 2002.
8. *The Holy Bible, New Int. Version* Int. Bible Society, Colorado Springs, 1984.