

Machine Learning of Molecular Electronic Properties in Chemical Compound Space

Grégoire Montavon,¹ Matthias Rupp,² Vivekanand Gobre,³ Alvaro Vazquez-Mayagoitia,⁴ Katja Hansen,³ Alexandre Tkatchenko,^{3,5,*} Klaus-Robert Müller,^{1,6,†} and O. Anatole von Lilienfeld^{4,‡}

¹*Machine Learning Group, Technical University of Berlin, Franklinstr 28/29, 10587 Berlin, Germany*

²*Institute of Pharmaceutical Sciences, ETH Zurich, 8093 Zürich, Switzerland*

³*Fritz-Haber-Institut der Max-Planck-Gesellschaft, 14195 Berlin, Germany*

⁴*Argonne Leadership Computing Facility, Argonne National Laboratory, Argonne, Illinois 60439, USA*

⁵*Department of Chemistry, Pohang University of Science and Technology, Pohang 790-784, Korea*

⁶*Department of Brain and Cognitive Engineering, Korea University, Anam-dong, Seongbuk-gu, Seoul 136-713, Korea*

(Dated: May 31, 2013)

The combination of modern scientific computing with electronic structure theory can lead to an unprecedented amount of data amenable to intelligent data analysis for the identification of meaningful, novel, and predictive structure-property relationships. Such relationships enable high-throughput screening for relevant properties in an exponentially growing pool of virtual compounds that are synthetically accessible. Here, we present a machine learning (ML) model, trained on a data base of *ab initio* calculation results for thousands of organic molecules, that simultaneously predicts multiple electronic ground- and excited-state properties. The properties include atomization energy, polarizability, frontier orbital eigenvalues, ionization potential, electron affinity, and excitation energies. The ML model is based on a deep multi-task artificial neural network, exploiting underlying correlations between various molecular properties. The input is identical to *ab initio* methods, *i.e.* nuclear charges and Cartesian coordinates of all atoms. For small organic molecules the accuracy of such a “Quantum Machine” is similar, and sometimes superior, to modern quantum-chemical methods—at negligible computational cost.

I. INTRODUCTION

The societal need for novel computational tools and data treatment that serve the accelerated discovery of improved and novel materials has gained considerable momentum in the form of the materials genome initiative¹. Modern electronic structure theory and compute hardware have progressed to the point where electronic properties of virtual compounds can routinely be calculated with satisfying accuracy. For example, using quantum chemistry and distributed computing, members of the widely advertised Harvard Clean Energy Project endeavor to calculate relevant electronic properties for millions of chromophores². A more fundamental challenge persists, however: It is not obvious how to distill from the resulting data the crucial insights that relate structure to property in a predictive and quantitative manner. How are we to systematically construct robust models of electronic structure properties that properly reflect the information already obtained for thousands to millions of different chemical compounds?

With increasing amounts of data and available computational resources, increasingly sophisticated statistical data analysis, or machine learning (ML) methods, have already been applied to predicting not only outcomes of experimental measurements but also outcomes of computationally demanding high-level electronic structure calculations. In close analogy to the quantitative structure property relationships (QSPRs) prevalent in cheminformatics and bioinformatics, QSPRs can also be constructed for electronic structure properties. Examples include QSPRs for exchange-correlation potentials using

neural networks (NNs)^{3,4}, basis-set effects using support vector machines^{5,6}, or molecular reorganization energies affecting charge transfer rates^{7,8}, or for solid ternary oxides⁹. Ordinarily, these applications rely on association, using regression methods that create statistically optimized relationships between so called descriptor variables and electronic property of interest. Not surprisingly, the heuristic *ad hoc* identification and formatting of appropriate descriptors represents a crucial and challenging aspect of any QSPR, and is to be repeated for every property and class of chemicals.

We make use of an alternative ML approach, recently introduced by some of us for the modeling of molecular atomization energies¹⁰. This approach is based on a strict first principles view on chemical compound space¹¹. Specifically, solutions to Schrödinger’s equation (SE) are inferred for organic query molecules using the same variables that also enter the electronic Hamiltonian H , *i.e.* nuclear charges Z_I and positions \mathbf{R}_I ,⁶⁵ and that are mapped to the corresponding total potential energy, $H(\{Z_I, \mathbf{R}_I\}) \stackrel{\Psi}{\mapsto} E$.^{11,12} Unlike the aforementioned QSPRs this ML model is free of any heuristics: It exactly encodes the supervised learning problem posed by SE, *i.e.* instead of finding the wavefunction Ψ which maps the system’s Hamiltonian to its energy, it directly maps system to energy (based on examples given for training), $\{Z_I, \mathbf{R}_I\} \stackrel{\text{ML}}{\mapsto} E$. The employed descriptor, dubbed “Coulomb”-matrix, is directly obtained from $\{Z_i, \mathbf{R}_I\}$. As such this constitutes a well defined supervised-learning problem and in the limit of converged number of training examples the ML model becomes a formally exact inductive equivalent to the deductive so-

lution of SE. It is advantageous that the training data can come from experiment just as well as from numerical evaluation of the corresponding quantum mechanical observable using approximate wave-functions (separated nuclear and electronic wavefunctions, Slater determinant expansions etc.), Hamiltonians (such as Hückel or any exchange-correlation potential), and self-consistent field procedures.

Building on our previously introduced work¹⁰, we here present a more mature ML model developed to accomplish the following two additional tasks, (i) simultaneously predict a variety of different electronic properties for a single query, and (ii) reach an accuracy comparable with the employed reference method used for generating the training set. The presented ML model is based on a *multi-task* deep artificial NN approach that captures correlations between seemingly related and unrelated properties and levels of theory. Remarkable predictive accuracy for “out-of-sample” molecules (*i.e.* molecules that were not part of the training set) has been obtained through the use of random Coulomb-matrices that introduce invariance with respect to atom indexing. For training we generated a quantum chemical data base containing nearly 10^5 entries for over seven thousand stable organic molecules, made of up to 7 atoms from main-group elements, consisting of C, N, O, S, and Cl, saturated with hydrogens to satisfy valence rules.^{13,14} For each molecule atomization energy, static polarizabilities, frontier orbital eigenvalues, and excitation energies and intensities have been calculated using a variety of widely used electronic structure methods, including state-of-the-art first principles methods, such as hybrid density-functional theory and the many-body *GW* approach (see Methods and Ref.¹⁵). Fig. 1 illustrates the complete property data base, and how it has been used for model training and prediction.

II. METHODS

A. Molecular structures (input)

While the present ML model approach is generally applicable, for the purpose of this study we restrict ourselves to the chemical space of small organic molecules. For all the cross-validated training and out-of-sample model performance testing, we rely on a controlled test-bed of molecules, namely a subset of the GDB-13 data base^{13,14} consisting of all the 7211 small organic molecules that have up to 7 second and third row atoms consisting of C, N, O, S, or Cl, saturated with hydrogens. The entire GDB-13 data base represents an exhaustive list of the $\sim 0.97\text{B}$ organic molecules that can be constructed from up to 13 such “heavy” atoms. All GDB molecules are stable and synthetically accessible according to organic chemistry rules¹⁶. Molecular features such as functional groups or signatures include single, double and triple bonds; (hetero-)cycles, carboxy, cyanide,

amide, amines, alcohol, epoxy, sulfide, ether, ester, chloride, aliphatic, and aromatic groups. For each of the many possible stoichiometries, many constitutional isomers are considered, each being represented only by a single conformational isomer.

Based on the string representation (SMILES^{17,18}) of molecules in the data base, we used the universal force-field¹⁹ to generate reasonable Cartesian molecular geometries, as implemented in `OpenBabel`²⁰. The resulting geometries were relaxed using the PBE approximation²¹ to Kohn-Sham DFT²² in converged numerical basis, as implemented in the `FHI-aims` code²³ (tight settings/tier2 basis set). All geometries are provided in the supplementary material.

B. Molecular representation (descriptor)

One of the most important aspects for creating a functional ML model is the choice of an appropriate data representation (descriptor) that reflects important constraints and properties due to the underlying physics, SE in our case. While there is a wide variety of descriptors used in chem- and bio-informatics applications^{24–28} they conventionally are based on prior knowledge about chemical binding, electronic configuration, or other quantum mechanical observables. Instead, we derive our representation without any pre-conceived knowledge, *i.e.* exclusively from stoichiometry and configurational information, from the generated according to the previous subsection. As such, the molecular representation is in complete analogy to the electronic Hamiltonian used in *ab initio* methods.

For this study we use a randomized variant of the recently introduced “Coulomb matrix”, \mathbf{M} .¹⁰ The Coulomb matrix is an inverse atom-distance matrix representation that is unique (*i.e.* no two molecules will have the same Coulomb matrix unless they are identical or enantiomers), and retains invariance with respect to molecular translation and rotation by construction.

$$M_{IJ} = \begin{cases} 0.5Z_I^{2.4} & \text{for } I = J, \\ \frac{Z_I Z_J}{|\mathbf{R}_I - \mathbf{R}_J|} & \text{for } I \neq J. \end{cases} \quad (1)$$

Off-diagonal elements encode the Coulomb repulsion between nuclear charges of atoms I and J , while diagonal elements represent the stoichiometry through an exponential fit in Z to the free atoms’ potential energy. We have enforced invariance with respect to atom indexing by representing each molecule by a probability distribution over Coulomb matrices $p(\mathbf{M})$ generated by different atoms indexings of the same molecule. Details for producing such random Coulomb matrices are given in the supplementary material.

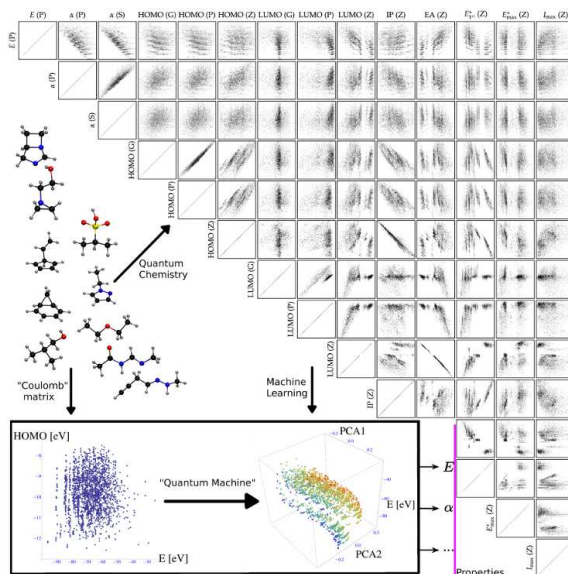


FIG. 1: Overview of calculated data base used for training and testing of the Machine Learning model. Quantum chemistry results for 14 properties of 7211 molecules are displayed. All properties and level theory, GW (G), PBE0 (P), and ZINDO (Z), are defined in Section II C. Cartoons of 10 exemplary molecules from the data base are shown, they are used as input for quantum chemistry, for learning, or for prediction. Relying on input in “Coulomb” matrix form, the concept of a “Quantum Machine” is illustrated for two seemingly uncorrelated properties, atomization energy E and HOMO eigenvalue, which are decoded in terms of the two largest principal components (PCA1, PCA2) of the last neural network layer for 2k molecules, not part of training. The color-coding corresponds to the HOMO eigenvalues.

C. Molecular electronic properties (output)

The reference values necessary for learning and testing consist of various electronic ground and excited-state properties of molecules in their PBE geometry minimum. Specifically, we consider atomization energies E , static polarizabilities (trace of tensor) α , frontier orbital eigenvalues HOMO and LUMO, ionization potential IP, and electron affinity EA. Furthermore, from optical spectrum simulations (10nm-700nm), we consider first excitation energy E_{1st}^* , excitation of maximal optimal absorption E_{max}^* , and its corresponding intensity I_{max} . Data ranges of properties for the molecular structures and for various levels of theory are given in footnote¹⁵, property mean-values in the data set also feature in Table I.

To also gauge the impact of the reference method’s level of theory on the ML model, polarizabilities and frontier orbital eigenvalues were evaluated with more than one method. Static polarizability has been calculated using self-consistent screening (SCS)²⁹ as well as hybrid density functional theory (PBE0)^{30,31}. PBE0 has also been used to calculate atomization energies and frontier orbital eigenvalues. Electron affinity, ionization potential, excitation energies, and maximal absorption intensity have been obtained from Zerner’s intermediate neglect of differential overlap (ZINDO)^{32–34}. Hedin’s GW approximation³⁵ has also been used to evaluate frontier orbital eigenvalues. GW is a quasi-particle ab initio many-body perturbation theory, known to accurately account for electronic excitations that describe

electron addition and removal processes³⁵. The SCS, PBE0, and GW calculations have been carried out using FHI-aims^{23,36}, ZINDO/s calculations are based on the ORCA code³⁷. ZINDO/s is an extension of the INDO/s semiempirical method with parameters to accurately reproduce single excitation spectra of organic compounds and complexes with rare earth elements. The INDO Hamiltonian neglects some two-center two-electrons integrals in order to simplify the calculation of time-dependent Hartree-Fock equations. While ZINDO results are usually not as accurate as highly correlated methodologies the semiempirical Hamiltonian reproduces the most important features of the absorption spectra of many small molecules and complexes, particularly characterizing their most intense bands on the UV-Vis spectra. All properties are provided in the supplementary material.

Similar conclusions hold for the selected levels of theory: The employed methods can be considered to represent a reasonable compromise between computational cost and predictive accuracy. It should be mentioned, that ML methods can, in principle, be applied to any method or level of approximation.

D. Training the model

Our model consists of a deep and multi-task neural network^{38,39} that is trained on molecule-properties pairs. It learns to map Coulomb matrices to all the 14 proper-

ties of the corresponding molecule simultaneously. NNs are well-established for learning functional relationships between input and output. They have successfully been applied to varying tasks such as object recognition⁴⁰ and speech recognition⁴¹. Given a sufficiently large NN, its universal approximation capabilities⁴², and the existence of the underlying noise-free Schrödinger equation, a NN solution can be expected to exist that satisfyingly relates molecules to their properties. Specifically, a deep NN will properly unfold, layer after layer, a complex input into a simple representation of molecular properties. Finding the true relationship unfolding among those that fit the training data can be challenging because there is typically a manifold of solutions. The multi-task set up forces the NN to predict multiple properties simultaneously. This is conceptually appealing because these additional constraints narrow down the search for the “true model”⁴³ as the set of models that fit all properties simultaneously is smaller. Details about the neural network training procedure are provided in the supplementary material.

III. RESULTS AND DISCUSSION

Before reporting and discussing our results, we note the long history of statistical learning of the potential energy hyper surface for molecular dynamics applications. It includes, for example, the modeling of potential energies surfaces with artificial neural networks starting with the work of Sumpter and Noid in 1992^{44–49}, or Gaussian processes^{50,51}. Our work aims to move beyond single molecular systems and learn to generalize to unseen compounds. This extension is not trivial, as the input representation must deal with molecules of diverse sizes and compositions in the absence of one-to-one mapping between atoms of different molecules.

A. Database

Scatter plots among all properties for all molecules are shown in Fig. 1. Visual inspection confirms expected relationships between various properties: Koopman’s theorem relating ionization potential to the HOMO eigenvalue⁵², hard soft acid base principle linking polarizability to stability⁵³, or electron affinity correlating with first excitation energy. Correlations of identical properties at different levels of theory reveal more subtle differences. Polarizabilities, calculated using PBE0, or with the more approximate self-consistent screening (SCS) model²⁹, are strongly correlated. Also less well known relationships can be extracted from this data. One can obtain to a very decent degree, for example, the GW HOMO eigenvalues by subtracting 1.5 eV from the corresponding PBE0 HOMO values.

Some properties, such as atomization and HOMO energies, exhibit very little correlation in their scatter plot. The inset of Fig. 1 illustrates how our Quantum Machine

(i.e. NN based ML model) extracts and exploits hidden correlations for these properties despite the fact that they can not be recognized by visual inspection. Similar conclusions hold for atomization energy versus first excitation energy, or polarizability versus HOMO.

B. Accuracy vs. training set size

It is an important feature of any ML model that the error can be controlled systematically as the training size is varied. We have investigated this dependence for our ML model. Fig. 2 shows a typical decay of the ML model’s mean absolute error (MAE) for predicting properties of “out-of-sample” molecules as the number of molecules in training set increases logarithmically from 500 to 5000, its maximal value in the data base of 7211. For all investigated properties, the improvement of error suggests that the MAE could still be lowered even further through addition of more molecules. However, since the reference method’s “precision” (i.e. estimated accuracy of the employed level of theory) is reached for almost all properties already using 5000 examples, adding further examples does not make sense. For the atomization energy the decay is particularly dramatic: A ten-fold increase in number of molecules (500 \rightarrow 5000) reduces the error by 70%, from 0.55 to 0.16 eV. But also for the HOMO/LUMO eigenvalues, the error reduces substantially. We find that the expected error decay law of $\propto 1/\sqrt{N}$ is only recovered for the atomization energy, for other properties the error decays more slowly. Fig. 2 also features the statistical error bars for the MAEs—a measure of outliers. The error bar is only slightly larger than symbol size, and hardly varies as the training set increases and the testing set decreases.

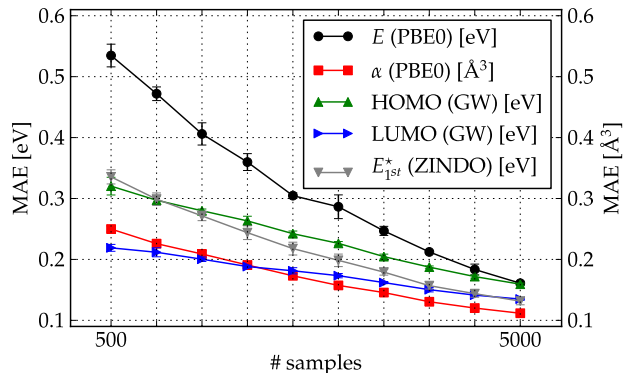


FIG. 2: Error decay of ML model with increasing number of molecules in training set (shown on a logarithmic scale). The MAE and its error bar is shown for atomization energy (E), polarizability (α), frontier orbital eigenvalues (HOMO, LUMO), and first excitation energy (E_{1st}^*).

C. Final ML model

After cross-validated training on the largest training set with randomly selected 5000 molecules, 2211 predictions have been made for the remaining “out-of-sample” molecules, yielding at once all the 14 quantum chemical properties per molecule. The corresponding true versus predicted scatter plots feature in Fig. 3. The corresponding mean absolute and root-mean square errors are shown in Table I, together with literature estimates of errors typical for the corresponding level of theory. Errors of all properties range in the single digit % of the mean property. Remarkably, when compared to published typical errors for the corresponding level of theory, *i.e.* used as reference method for training, similar accuracy is obtained—the sole exception being the most intense absorption and its associated excitation energy. This, however, is not too surprising: Extracting the information about a particular excitation energy and the associated absorption intensity requires sorting the entire optical spectrum—thus encoding significant knowledge that was entirely absent from the information employed for training. For all other properties, however, our results suggest that the presented ML model makes “out-of-sample” predictions with an accuracy competitive to the employed reference methods. These methods include some of the more costly state-of-the-art electronic structure calculations, such as GW results for HOMO/LUMO eigenvalues and hybrid DFT calculations for atomization energies and polarizabilities. Work is in progress to extend our ML approach to other properties, such as the prediction of ionic forces or the full optical spectrum. We note, however, that for the purpose of this study any level of theory and any set of geometries could have been used.

The remarkable predictive power of the ML model can be rationalized by (i) the deep layered nature of the NN model that permits to progressively extract the relevant problem subspace from the input representation and gain predictive accuracy^{59,60}; (ii) inclusion of random Coulomb matrices for training, effectively imposing invariance of property with respect to atoms indexing, clearly benefits the model’s accuracy: Additional tests suggest that using random, instead of sorted or diagonalized¹⁰ Coulomb matrices, also improves the accuracy of Kernel Ridge Regression models to similar degrees; and (iii) the multi-task nature of the NN accounts for strong and weak correlations between seemingly unrelated properties and different levels of theory. Aspects (i) and (iii) are also illustrated in Fig. 4.

We reiterate that evaluation of all the 14 properties at said level of accuracy for an out-of-sample molecule requires only milli-seconds using the ML model, as opposed to several CPU hours using the reference methods used for training. The down-side of such accuracy, of course, are the limits in transferability. All ML model predictions are strictly limited to out-of-sample molecules that interpolate. More specifically, the 5000 training molecules must resemble the query molecule in a similar fashion as

TABLE I: Mean absolute errors (MAE) and root mean square errors (RMSE) for out-of-sample predictions by ML model, together with typical error estimates of corresponding reference level of theory. Errors are reported for all 14 molecular properties, and are based on out-of-sample predictions for 2211 molecules using a multi-task multi-layered NN ML model obtained by cross-validated training on 5000 molecules. The corresponding true versus predicted scatter plots feature in Fig. 3. Property labels refer to level of theory and molecular property, *i.e.* atomization energy (E^{ref}), averaged molecular polarizability (α), HOMO and LUMO eigenvalues, ionization potential (IP), electron affinity (EA), 1st excitation energy ($E_{1^{\text{st}}}^*$), excitation frequency of maximal absorption (E_{max}^*), and corresponding maximal absorption intensity (I_{max}). To guide the reader, the mean value of the property across all the 7211 molecules in the data base is shown in the second column. Energies, polarizabilities, and intensity are in eV, Å³, and arbitrary units, respectively.

Property	Mean	MAE	RMSE	Reference MAE
E (PBE0)	-67.79	0.16	0.36	0.15 ^a , 0.23 ^b , 0.09-0.22 ^c
α (PBE0)	11.11	0.11	0.18	0.05-0.27 ^d , 0.04-0.14 ^e
α (SCS)	11.87	0.08	0.12	0.05-0.27 ^d , 0.04-0.14 ^e
HOMO (GW)	-9.09	0.16	0.22	-
HOMO (PBE0)	-7.01	0.15	0.21	2.08 ^f
HOMO (ZINDO)	-9.81	0.15	0.22	0.79 ^h
LUMO (GW)	0.78	0.13	0.21	-
LUMO (PBE0)	-0.52	0.12	0.20	1.30 ^h
LUMO (ZINDO)	1.05	0.11	0.18	0.93 ^h
IP (ZINDO)	9.27	0.17	0.26	0.20 ^g , 0.15 ^d
EA (ZINDO)	0.55	0.11	0.18	0.16 ^g , 0.11 ^d
$E_{1^{\text{st}}}^*$ (ZINDO)	5.58	0.13	0.31	0.18 ^h , 0.21 ⁱ
E_{max}^* (ZINDO)	8.82	1.06	1.76	-
I_{max} (ZINDO)	0.33	0.07	0.12	-

^aPBE0, MAE of formation enthalpy for G3/99 set^{54,55}

^bPBE0, MAE of atomization energy for 6 small molecules^{56,57}

^cB3LYP, MAE of atomization energy from various studies⁵²

^dB3LYP, MAE from various studies⁵²

^eMP2, MAE from various studies⁵²

^fMAE from GW values

^gPBE0, MAE for G3/99 set^{54,55}

^hZINDO, MAE for set of 17 retinal analogs⁵⁸

ⁱTD-DFT(PBE0), MAE for set of 17 retinal analogs⁵⁸

they resemble the 2211 test molecules. For compounds that bear no resemblance to the training set, the ML model must not be expected to yield accurate predictions. This limited transferability might one day become moot through more intelligent choice and construction of molecular training sets tailored cover *all* of a pre-defined chemical compound space, *i.e.* all of the relevant geometries and elemental compositions, up to a certain number of atoms.

IV. CONCLUSION

We have introduced a machine learning (ML) model for predicting electronic properties of molecules based on training deep multi-task artificial NNs in chemical space. Advantages of such a “Quantum Machine” (QM) (con-

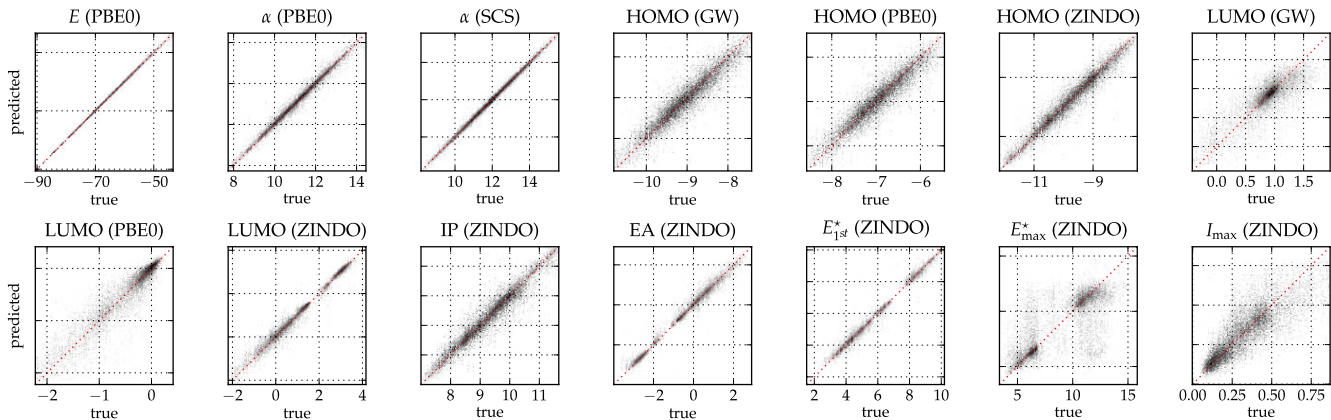


FIG. 3: Scatter plot of true value versus ML model value for all properties. The red line indicates the identity mapping. All units correspond to the entries shown in Table I,

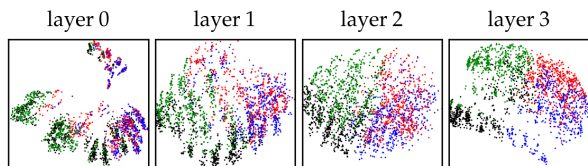


FIG. 4: Principal component analysis (PCA) on the multiple layers of the deep neural network. Each point (molecule) is colored according to the rule: E and HOMO large \rightarrow red ; E large and HOMO small \rightarrow blue ; E small and HOMO large \rightarrow green ; E and HOMO small \rightarrow black. We can observe that the neural network extracts, layer after layer, a representation of the chemical space, that better captures the multiple properties of the molecule.

ceptually speaking, as illustrated in Fig. 1) are the following, (a) multiple dimensions: A single QM execution simultaneously yields multiple properties at multiple levels of theory; (b) systematic reduction of error: By increasing the training set size the QM’s accuracy can be converged to a degree that outperforms modern quantum chemistry methods, hybrid density-functional theory and the GW method in particular; (c) dramatic reduction in computational cost: The QM makes virtually instantaneous property predictions; (d) user-friendly character: Training and use of the QM does not require knowledge about electronic structure, or even about the existence of the chemical bond. (e) arbitrary reference: The QM can learn from data corresponding to *any* level of theory, and even experimental results. The main limitation of the QM is the empirical nature inherent to any statistical learning method used for inferring solutions, namely that meaningful predictions for new molecules can only be made if they fall in the regime of interpolation.

We believe our results to be encouraging numerical evidence that ML models can systematically infer highly predictive structure-property relationships from high-quality data bases generated via first principles atomistic simulations or experiments. In this study we

have demonstrated the QM’s performance for a rather small subset of chemical space, namely for small organic molecules with only up to seven atoms (not counting hydrogens) as defined by the GDB. Due to its inherent first principles setup we expect the overall approach to be equally applicable to molecules or materials of arbitrary size, configurations, and composition — without any major modification. We note, however, that in order to apply the QM to other regions in chemical space with similar accuracy differing amounts of training data might be necessary.

We conclude that combining reliable data bases with ML promises to be an important step towards the general goal of exploring chemical compound space for the computational bottom up design of novel and improved compounds.

V. ACKNOWLEDGMENTS

This research used resources of the Argonne Leadership Computing Facility at Argonne National Laboratory, which is supported by the Office of Science of the U.S. DOE under contract DE-AC02-06CH11357. K.-R.M. acknowledges partial support by DFG (MU 987/4-2) and EU (PASCAL2). M. Rupp acknowledges support by FP7 programme of the European Community (Marie Curie IEF 273039). This work was also supported by the World Class University Program through the National Research Foundation of Korea funded by the Ministry of Education, Science, and Technology, under Grant R31-10008.

VI. SUPPLEMENTARY MATERIALS

True properties and geometries for all compounds. They can also be retrieved from www.quantum-machine.org.

Appendix A: Details on Random Coulomb Matrices

Random Coulomb matrices define a probability distribution over the set of Coulomb matrices and account for different atoms indexing of the same molecule. The following four-steps procedure randomly draws Coulomb matrices from the distribution $p(\mathbf{M})$: (i) Take an arbitrary valid Coulomb matrix \mathbf{M} of the molecule (ii) Compute the norm of each row of this Coulomb matrix: $\mathbf{n} = (||M_1||, \dots, ||M_{23}||)$, (iii) draw a zero-mean unit-variance noise vector $\boldsymbol{\varepsilon}$ of same size as \mathbf{n} , and (iv) permute the rows and columns of \mathbf{M} with the same permutation that sorts $\mathbf{n} + \boldsymbol{\varepsilon}$. An important feature of random Coulomb matrices is that the probability distributions over Coulomb matrices of two different molecules are completely disjoint. This implies that the randomized representation is not introducing any noise into the prediction problem. Invariance to atoms indexing proves to be crucial for obtaining models with high predictive accuracy. The idea of encoding known invariances through such data extension has previously been used to improve prediction accuracy on image classification and handwritten digit recognition data sets⁶¹.

Appendix B: Details on Training the Neural Network

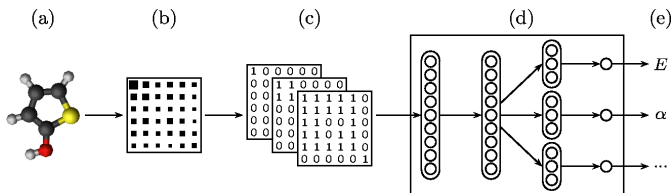


FIG. 5: Predicting properties for a new molecule: (a) Enter Cartesian coordinates and nuclear charges, (b) form a Coulomb matrix, (c) binarize representation, (d) propagate into trained neural network, (e) scale outputs back to property units.

The ML model and the neural network perform a sequence of transformation to the input that are illustrated in Fig. 5. The Coulomb matrix is first converted to a binary representation before being processed by the neural network. The rationale for this binarization is that con-

tinuous quantities such as Coulomb repulsion energies encoded in the Coulomb matrix are best processed when their information content is distributed across many dimensions of low information content. Such binary expansion can be obtained by applying the transformation

$$\phi(x) = \left[\dots, \text{sigm}\left(\frac{x-\theta}{\theta}\right), \text{sigm}\left(\frac{x}{\theta}\right), \text{sigm}\left(\frac{x+\theta}{\theta}\right), \dots \right]$$

where $\phi: \mathbb{R} \rightarrow [0, 1]^\infty$, the parameter θ controls the granularity of the transformation and $\text{sigm}(x) = e^x / (1 + e^x)$ is a sigmoid function. Transforming Coulomb matrices \mathbf{M} of size 23×23 with a granularity $\theta = 1$ yields 3D tensors of size $[\infty \times 23 \times 23]$ of quasi-binary values, approximately 2000 dimensions of which are non-constant. Transforming vectors P of 14 properties with a granularity 0.25 of same units as in Table I yields matrices of size $[\infty \times 14]$, approximately 1000 components of which are non-constant.

We construct a four layer neural network with 2000, 800, 800 and 1000 nodes at each layer. The network implements the function $\phi^{-1} \circ f_3 \circ f_2 \circ f_1 \circ \phi(\mathbf{M})$ where functions f_1 , f_2 and f_3 between each layer correspond to a linear transformation learned from data followed by a sigmoid nonlinearity. The neural network is trained to minimize the mean absolute error of each property using the stochastic gradient descent algorithm (SGD⁶²). Errors are back-propagated⁶³ from the top layer back to the inputs in order to update all parameters of the model. We run 250,000 iterations of the SGD and present at each iteration 25 training samples. During training, each molecule-property pair is presented in total 1250 times to the neural network, but each time with a different atoms indexing. A moving average of the model parameters is maintained throughout training in order to attenuate the noise of the stochastic learning algorithm⁶⁴. The moving average is set to remember the last 10% of the training history and is used for prediction of out-of-sample molecules. Once the neural network has been trained, the typical CPU time for predicting all 14 properties of a new out-of-sample molecule is ~ 100 milli seconds. Training the neural network on a CPU takes ~ 24 hours. Prediction of an out-of-sample molecule is obtained by propagating 10 different realizations of $p(\mathbf{M})$ and averaging outputs. Prediction of multiple molecules can be easily parallelized by replicating the trained neural network on multiple machines.

* Electronic address: tkatchen@fhi-berlin.mpg.de

† Electronic address: klaus-robert.mueller@tu-berlin.de

‡ Electronic address: anatole@alcf.anl.gov

¹ Based on the Materials Genome Initiative www.whitehouse.gov/mgi announced by US President Obama in June 2011, four federal science and research agencies (National Science Foundation, Department of Energy, Air Force Research Laboratory, and

Office of Naval Research) recently published their support: www.whitehouse.gov/blog/2011/10/26/four-new-federal-programs-support-materials-genome-initiative.

² J. Hachmann et al. The harvard clean energy project: Large-scale computational screening and design of organic photovoltaics on the world community grid. *J. Phys. Chem. Lett.*, 2:2241–2251, 2011.

³ L. Hu, X. Wang, L. Wong, and G. Chen. Combined first-

- principles calculation and neural-network correction approach for heat of formation. *J. Chem. Phys.*, 119:11501–11507, 2003.
- 4 X. Zheng, L. Hu, X. Wang, and G. Chen. A generalized exchange-correlation functional: the Neural-Networks approach. *Chem. Phys. Lett.*, 390:186–192, 2004.
 - 5 Roman M. Balabin and Ekaterina I. Lomakina. Neural network approach to quantum-chemistry data: Accurate prediction of density functional theory energies. *The Journal of Chemical Physics*, 131(7):074104, 2009.
 - 6 R. M. Balabin and E. I. Lomakina. Support vector machine regression (ls-svm)—an alternative to artificial neural networks (anns) for the analysis of quantum chemistry data. *Phys. Chem. Chem. Phys.*, 13:11710–11718, 2011.
 - 7 G. R. Hutchison, M. A. Ratner, and T. J. Marks. Hopping transport in conductive heterocyclic oligomers: Reorganization energies and substituent effects. *J. Am. Chem. Soc.*, 127:2339–2350, 2005.
 - 8 M. Misra, D. Andrienko, B. Baumeier, J.-L. Faulon, and O. A. von Lilienfeld. Toward quantitative structure-property relationships for charge transfer rates of polycyclic aromatic hydrocarbons. *J. Chem. Theory Comput.*, 7:2549–2555, 2011.
 - 9 G. Hautier, C. C. Fischer, A. Jain, T. Mueller, and G. Ceder. Finding nature’s missing ternary oxide compounds using machine learning and density functional theory. *Chem. Mater.*, 22:3762–3767, 2010.
 - 10 M. Rupp, A. Tkatchenko, K.-R. Müller, and O. A. von Lilienfeld. Fast and accurate modeling of molecular atomization energies with machine learning. *Phys. Rev. Lett.*, 108:058301–058306, 2012.
 - 11 O. Anatole von Lilienfeld. First principles view on chemical compound space: Gaining rigorous atomistic control of molecular properties. *Int. J. Quantum Chem.*, 2013. DOI: 10.1002/qua.24375.
 - 12 P. Hohenberg and W. Kohn. Inhomogeneous electron gas. *Phys. Rev.*, 136:B864, 1964.
 - 13 T. Fink, H. Bruggesser, and J.-L. Reymond. Virtual exploration of the small-molecule chemical universe below 160 Daltons. *Angew. Chem. Int. Ed.*, 44:1504–1508, 2005.
 - 14 T. Fink and J.-L. Reymond. Virtual exploration of the chemical universe up to 11 atoms of C, N, O, F: Assembly of 26.4 million structures (110.9 million stereoisomers) and analysis for new ring systems, stereochemistry, physicochemical properties, compound classes, and drug discovery. *J. Chem. Inf. Model.*, 47:342–353, 2007.
 - 15 Electronic properties considered include PBE0 atomization energies ranging from -800 to -2000 kcal/mol; first excitation energies (1.52 - 36.77 eV), as well as maximal absorption intensities (oscillator strengths ($\langle j|r|0\rangle$) ranging from 0.05 to 3.35 arbitrary units) and corresponding excitation energies (3.37 - 39.69 eV) at the ZINDO level of theory; HOMO and LUMO values calculated at the ZINDO/s, PBE0, and GW level of theory (HOMO_{PBE0}: -10.95 - -5.12; HOMO_{GW}: -14.13 - -6.98 eV; LUMO_{PBE0}: -3.81 - 0.41 eV; LUMO_{GW}: -1.84 - 1.96 eV) (the corresponding gap ranging from 6.9 to 20.2 eV and 7.3 to 15.2 eV, respectively); PBE0 and SCS²⁹ molecular polarizabilities (2.5 - 10 Å³); electron affinity (-3.99 to 2.91 eV) and ionization potentials (6.93 to 15.73 eV) at the ZINDO/s level of theory.
 - 16 L. C. Blum and J.-L. Reymond. 970 million druglike small molecules for virtual screening in the chemical universe database GDB-13. *J. Am. Chem. Soc.*, 131:8732–8733, 2009.
 - 17 David Weininger. SMILES, a chemical language and information system. 1. Introduction to methodology and encoding rules. *J. Chem. Inform. Comput. Sci.*, 28(1):31–36, 1988.
 - 18 David Weininger, Arthur Weininger, and Joseph Weininger. SMILES. 2. Algorithm for generation of unique SMILES notation. *J. Chem. Inf. Model.*, 29(2):97–101, 1989.
 - 19 A. K. Rappé, C. J. Casewit, K. S. Colwell, W. A. Goddard III, and W. M. Skid. Uff, a full periodic table force field for molecular mechanics and molecular dynamics simulations. *J. Am. Chem. Soc.*, 114:10024–10035, 1992.
 - 20 R. Guha, M. T. Howard, G. R. Hutchison, P. Murray-Rust, H. Rzepa, C. Steinbeck, J. K. Wegner, and E. Willighagen. The blue obelisk – interoperability in chemical informatics. *J. Chem. Inf. Model.*, 46:991–998, 2006.
 - 21 J. P. Perdew, K. Burke, and M. Ernzerhof. Generalized gradient approximation made simple. *Phys. Rev. Lett.*, 77:3865–3868, 1996.
 - 22 W. Kohn and L. J. Sham. Self-consistent equations including exchange and correlation effects. *Phys. Rev.*, 140:A1133, 1965.
 - 23 V. Blum, R. Gehrke, F. Hanke, P. Havu, V. Havu, X. Ren, K. Reuter, and M. Scheffler. Ab initio molecular simulations with numeric atom-centered orbitals. *Comput. Phys. Comm.*, 180:2175–2196, 2009.
 - 24 G. Schneider. Virtual screening: an endless staircase? *Nature Reviews*, 9:273–276, 2010.
 - 25 J.-L. Faulon, D. P. Visco, Jr., and R. S. Pophale. The signature molecular descriptor. 1. Using extended valence sequences in QSAR and QSPR studies. *J. Chem. Inf. Comp. Sci.*, 43:707–720, 2003.
 - 26 O. Ivanciuc. QSAR Comparative Study of Wiener Descriptors for Weighted Molecular Graphs. *J. Chem. Inf. Comp. Sci.*, 40:1412–1422, 2000.
 - 27 R. Todeschini and V. Consonni. *Handbook of Molecular Descriptors*. Wiley-VCH, Weinheim, 2009.
 - 28 J. Braun, A. Kerber, M. Meringer, and C. Rücker. Similarity of molecular descriptors: The equivalence of Zagreb indices and walk counts. *MATCH*, 54:163–176, 2005.
 - 29 A. Tkatchenko, R. A. DiStasio Jr., R. Car, and M. Scheffler. Accurate and efficient method for many-body van der waals interactions. *Phys. Rev. Lett.*, 108:236402–236406, 2012.
 - 30 J. P. Perdew, M. Ernzerhof, and K. Burke. Rationale for mixing exact exchange with density functional approximations. *J. Chem. Phys.*, 105:9982–9985, 1996.
 - 31 M. Ernzerhof and G. E. Scuseria. Assessment of the Perdew-Burke-Ernzerhof exchange-correlation functional. *J. Chem. Phys.*, 110:5029–5037, 1999.
 - 32 J. Ridley and M. C. Zerner. An intermediate neglect of differential overlap technique for spectroscopy: Pyrrole and the azines. *Theor. Chim. Acta*, 32:111–134, 1973.
 - 33 A. D. Bacon and M. C. Zerner. An intermediate neglect of differential overlap theory for transition metal complexes: Fe, Co and Cu chlorides. *Theor. Chim. Acta*, 53:21–54, 1979.
 - 34 M. Zerner. *Semiempirical Molecular Orbital Methods*. VCH New York, 1991. Reviews in Computational Chemistry, Volume 2, Editors K. B. Lipkowitz and D. B. Boyd.
 - 35 L. Hedin. New method for calculating the one-particle green’s function with application to the electron-gas problem. *Phys. Rev.*, 139:A796–A823, 1965.

- ³⁶ X. Ren, P. Rinke, V. Blum, J. Wierink, A. Tkatchenko, A. Sanfilippo, K. Reuter, and M. Scheffler. Resolution-of-identity approach to HartreeFock, hybrid density functionals, RPA, MP2 and GW with numeric atom-centered orbital basis functions. *New J. Phys.*, 14:053020–053074, 2012.
- ³⁷ F. Neese. ORCA 2.8, *An ab initio, density functional and semiempirical program package*, University of Bonn, Germany. 2006.
- ³⁸ Rich Caruana. Multitask learning. *Mach. Learn.*, 28(1):41–75, 1997.
- ³⁹ Yoshua Bengio and Yann LeCun. Scaling learning algorithms towards AI. In Léon Bottou, Olivier Chapelle, D. DeCoste, and J. Weston, editors, *Large Scale Kernel Machines*. MIT Press, 2007.
- ⁴⁰ Y LeCun, L. Bottou, Y. Bengio, and P. Haffner. Gradient-based learning applied to document recognition. *Proceedings of the IEEE*, 86(11):2278–2324, 1998.
- ⁴¹ Alex Waibel, T. Hanazawa, Geoffrey E. Hinton, K. Shikano, and K. Lang. Phoneme recognition using time-delay neural networks. *IEEE Transactions on Acoustics, Speech, and Signal Processing*, 37:328–339, 1989.
- ⁴² G. Cybenko. Approximation by superpositions of a sigmoidal function. *Mathematics of Control, Signals, and Systems (MCSS)*, 2(4):303–314, 1989.
- ⁴³ Jonathan Baxter. A model of inductive bias learning. *J. Artif. Int. Res.*, 12(1):149–198, 2000.
- ⁴⁴ Bobby G. Sumpter and Donald W. Noid. Potential energy surfaces for macromolecules. a neural network technique. *Chemical Physics Letters*, 192(56):455 – 462, 1992.
- ⁴⁵ S. Lorenz, A. Gross, and M. Scheffler. Representing high-dimensional potential-energy surfaces for reactions at surfaces by neural networks. *Chem. Phys. Lett.*, 395:210–215, 2004.
- ⁴⁶ J. Behler and M. Parrinello. Generalized neural-network representation of high-dimensional potential-energy surfaces. *Phys. Rev. Lett.*, 98:146401–146404, 2007.
- ⁴⁷ C. M. Handley and P. L. A. Popelier. Dynamically polarizable water potential based on multipole moments trained by machine learning. *J. Chem. Theory Comput.*, 5:1474, 2009.
- ⁴⁸ C. M. Handley and P. L. A. Popelier. Potential energy surfaces fitted by artificial neural networks. *The Journal of Physical Chemistry A*, 114(10):3371–3383, 2010.
- ⁴⁹ J. Behler. Atom-centered symmetry functions for constructing high-dimensional neural networks potentials. *J. Chem. Phys.*, 134:074106, 2011.
- ⁵⁰ Albert P. Bartók, Mike C. Payne, Risi Kondor, and Gábor Csányi. Gaussian approximation potentials: The accuracy of quantum mechanics, without the electrons. *Phys. Rev. Lett.*, 104(13):136403–136406, 2010.
- ⁵¹ M. J. L. Mills and P. L. A. Popelier. Intramolecular polarisable multipolar electrostatics from the machine learning method kriging. *Computational and Theoretical Chemistry*, 975(13):42 – 51, 2011.
- ⁵² W. Koch and M. C. Holthausen. *A Chemist’s Guide to Density Functional Theory*. Wiley-VCH, 2002.
- ⁵³ Ralph G. Pearson. Hard and Soft Acids and Bases. *J. Am. Chem. Soc.*, 85:3533–3539, 1963.
- ⁵⁴ V. N. Staroverov, G. E. Scuseria, J. Tao, and J. P. Perdew. Comparative assessment of a new nonempirical density functional: Molecules and hydrogen-bonded complexes. *J. Chem. Phys.*, 119(23):12129–12137, 2003.
- ⁵⁵ L. A. Curtiss, K. Raghavachari, G. W. Trucks, and J. A. Pople. Assessment of gaussian-3 and density functional theories for a larger experimental test set. *J. Chem. Phys.*, 112:7374–7383, 2000.
- ⁵⁶ Y. Zhao, J. Pu, B. J. Lynch, and D. G. Truhlar. Tests of second-generation and third-generation density functionals for thermochemical kinetics. *Phys. Chem. Chem. Phys.*, 6:673–676, 2004.
- ⁵⁷ B. J. Lynch and D. G. Truhlar. Small representative benchmarks for thermochemical calculations. *J. Phys. Chem. A*, 107:8996–8999, 2003.
- ⁵⁸ C. S. López, O. N. Faza, S. L. Estévez, and A. R. de Lera. Computation of vertical excitation energies of retinal and analogs: Scope and limitations. *J. Comp. Chem.*, 27:15–123, 2006.
- ⁵⁹ M. L. Braun, J. M. Buhmann, and K. R. Müller. On relevant dimensions in kernel feature spaces. *J. Mach. Learn. Res.*, 9:1875–1906, 2008.
- ⁶⁰ G. Montavon, M. L. Braun, and K. R. Müller. Kernel analysis of deep networks. *J. Mach. Learn. Res.*, 12:2563–2581, 2011.
- ⁶¹ Dan Claudiu Ciresan, Ueli Meier, Luca Maria Gambardella, and Jürgen Schmidhuber. Deep, big, simple neural nets for handwritten digit recognition. *Neural Computation*, 22(12):3207–3220, 2010.
- ⁶² Léon Bottou. Stochastic gradient learning in neural networks. In *Proceedings of Neuro-Nimes 91*, Nimes, France, 1991. EC2.
- ⁶³ David E. Rumelhart, Geoffrey E. Hinton, and Ronald J. Williams. Learning representations by back-propagating errors. *Nature*, 323(6088):533–536, 1986.
- ⁶⁴ B. T. Polyak and A. B. Juditsky. Acceleration of stochastic approximation by averaging. *SIAM J. Control Optim.*, 30(4):838–855, 1992.
- ⁶⁵ The number of electrons is implicitly encoded by imposing charge neutrality.