

Streamforce: Outsourcing Access Control Enforcement for Stream Data to the Clouds

Tien Tuan Anh Dinh and Anwitaman Datta

School of Computer Engineering, Nanyang Technological University, Singapore
{ttadinh,anwitaman}@ntu.edu.sg

Abstract. As tremendous amount of data being generated everyday from human activity and from devices equipped with sensing capabilities, cloud computing emerges as a scalable and cost-effective platform to store and manage the data. While benefits of cloud computing are numerous, security concerns arising when data and computation are outsourced to a third party still hinder the complete movement to the cloud. In this paper, we focus on the problem of data privacy on the cloud, particularly on access controls over stream data. The nature of stream data and the complexity of sharing data make access control a more challenging issue than in traditional archival databases. We present Streamforce — a system allowing data owners to securely outsource their data to the cloud. The owner specifies fine-grained policies which are enforced by the cloud. The latter performs most of the heavy computations, while learning nothing about the data content. To this end, we employ a number of encryption schemes, including deterministic encryption, proxy-based attribute based encryption and sliding-window encryption. In Streamforce, access control policies are modeled as secure continuous queries, which entails minimal changes to existing stream processing engines, and allows for easy expression of a wide-range of policies. In particular, Streamforce comes with a number of secure query operators including Map, Filter, Join and Aggregate. Finally, we implement Streamforce over an open-source stream processing engine (Esper) and evaluate its performance on a cloud platform. The results demonstrate practical performance for many real-world applications, and although the security overhead is visible, Streamforce is highly scalable.

1 Introduction

An enormous amount of data is being generated everyday, with sources ranging from traditional enterprise systems to social applications. It becomes increasingly common to process such data as they arrive in continuous streams. Examples range from high-frequency streams such as generated from stock or network monitoring applications, to low-frequency streams originated from weather monitoring, social network or fitness monitoring ¹ applications. The variety and abundance of data, combined with the potential of social interactivity, mash-up

¹ nikeplus.nike.com, fitbit.com

services and data sciences, has turned data sharing into a new norm. A critical problem with sharing data is security, which concerns the question of who gets access to which aspects of the data (fine-grained access control), and under which context (data privacy). This paper studies the former question, which we believe to be more challenging for stream data than for archival data because of three reasons. First, traditional archival data systems enforce access control by pre-computing views, which is not possible with stream data because of its infinite size. Second, access control over stream is inherently data-driven (triggered by arrival of specific data values) as opposed to user-driven with archival data, and it often involves temporal constraints (sliding windows). Third, many of the sharing activities take place in collaborative settings which entail a large number of users and even a larger number of policies.

At the same time, cloud computing is driving a paradigm shift in the computing landscape. More businesses and individual users are taking full advantage of the elastic, instantly available and virtually unbounded computing resources provided by various vendors at competitive prices. Many enterprise systems are migrating their infrastructure to the cloud, while the convenience and instant access to computing resource also spawns a plethora of small-to-medium size systems being developed and deployed on the cloud. In the context of stream data sharing, cloud computing emerges as an ideal platform for two reasons. First, data can be hosted and managed by a small number of cloud providers with unlimited resources, which is important since data streams are of infinite sizes. Second, data co-location makes it easy to share and to perform analytics. However, since data is outsourced to untrusted third parties, enforcing access control on the cloud becomes even more imperative and more challenging.

In this paper, we present *Streamforce* — a fine-grained access control system for stream data over untrusted clouds. Streamforce is designed with three goals. First, it supports specification and enforcement of fine-grained access control policies. Second, data is outsourced to the cloud where access control policies are enforced, with the latter learning nothing about the data content. Third, the system is *efficient*, in the sense that the cloud handles most of the expensive computations. The last two goals require the cloud to be more active than being merely a storage facility. To realize these goals, Streamforce uses a number of encryption schemes: deterministic encryption, proxy-based attribute based encryption, and a sliding-window based encryption. While encryption is necessary to protect data confidentiality against the cloud and against unauthorized access, we believe that directly exposing encryption details to the system entities (data owner, user and cloud) is not the ideal abstraction when it comes to access control. Instead, Streamforce models access control policies using secure query operators: secure Map, Filter, Join and Aggregate. These operators are at higher level and more human-friendly than raw encryption keys. Enforcement at the cloud is the same as executing the secure queries. Since existing stream processing engines are very efficient at executing continuous queries made from similar query operators, they can be leveraged by the cloud without major changes.

Streamforce occupies an unique position in the design space of outsourced access control. It considers untrusted (semi-honest) clouds, which is different to [4,8]. Systems such as Plutus [14] and CryptDb [18] assume untrusted clouds, but they support only coarse-grained policies over archival data. Recent systems utilizing attribute-based encryption [12,20] achieve more fine-grained access control on untrusted clouds, but they do not support stream data. Furthermore, the cloud is not fully utilized as it is used mainly for storage and distribution. To the best of our knowledge, Streamforce is the first system that allows secure, efficient outsourcing of fine-grained access control for stream data to untrusted clouds. It is not catered for applications demanding high throughput, but it presents important first steps towards supporting them. Our contributions are summarized as follows:

- We present a system and formal security model for outsourcing access control of stream data to untrusted clouds. We discuss different security levels that different query operators can achieve.
- We present details and analyze security properties of different encryption schemes used for fine-grained access control, including a new scheme supporting sliding window aggregation.
- We show how to use these encryption schemes to construct secure query operators: secure Map, secure Filter, secure Join and secure Aggregate.
- We implement a prototype of Streamforce [9] over Esper — a high-performance stream processing engine. We then benchmark it on Amazon EC2. The results indicate practical performance for many applications. Although the cost of security is evident, we show that it can be compensated by the system’s high scalability.

Next we present the system and security model, followed by the constructions of the encryption schemes. We then describe how to construct secure query operators. Prototype implementation and evaluation is presented in Section 5. Related work follows in Section 6, before we draw conclusion and discuss future work.

2 System and Security Model

2.1 System Model

Overview. There are three types of entities: *data owners* (or owners), *data users* (or users) and a *cloud*. Their interactions are illustrated in Fig. 1: the owners encrypt their data and relay them to the cloud, which performs transformation and forwards the results to the users for final decryption. We do not consider how the owner determines access control policies, and we assume that the negotiation process (in which the owner grants policies to the user) happens out-of-band. The system goals are three-folds:

1. The owner is able to express flexible, fine-grained access control policies.

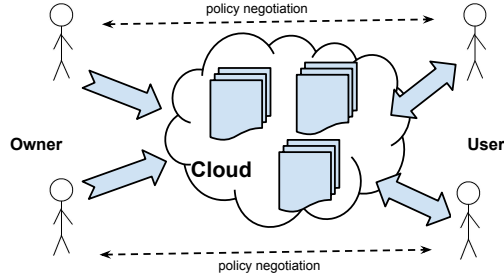


Fig. 1: Overview of Streamforce's deployment

2. The system ensures data confidentiality against untrusted cloud, and access control against unauthorized users (as elaborated later).
3. Access control enforcement is done by the cloud. Decryptions at the user are light-weight operations compared to the transformations at the cloud.

Data Model. A data stream S has the following schema:

$$S = (TS, A_1, A_2, \dots, A_n)$$

where $TS = \mathbb{N}$ is the timestamp, and all data attributes A_i are of integer domains. A data tuple at time ts is written as $d_{ts} = (ts, v_{A_1}, \dots, v_{A_n})$. Queries over data streams are continuous, i.e. they are *triggered* when new data arrives. Each query is composed from one or more *query operators*, which take one or more streams as inputs and output another stream. We adopt the popular Aurora query model [2], and focus on four operators: Map, Join and Aggregate.

- *Map*: outputs only the specified attributes.
- *Filter*: outputs tuples satisfying a given predicate.
- *Join*: takes as inputs two streams (S_1, S_2) , two integers (ws_1, ws_2) and a join attribute. Incoming data are added to the queues of size ws_1 and ws_2 , from which they are joined together.
- *Aggregate*: outputs the averages over a sliding window. A sliding window is defined over the timestamp attribute, with a window size ws and an advance step $step$.

Access Control via Queries. In Streamforce, access control is defined via *views*. As in traditional archival database systems, views are created by querying the database. In our settings, the access control process involves two steps. First, the owner specifies a policy by mapping it into a continuous query. Second, the query is registered to be executed by the cloud, whose outputs are then forwarded to authorized users.

The example depicted in Fig. 2 includes two streams: $S_{vs} = (TS, RTime, Name, HR, BP)$ and $S_{fn} = (TS, RTime, Name, Cals, Act, Loc)$. S_{vs} contains

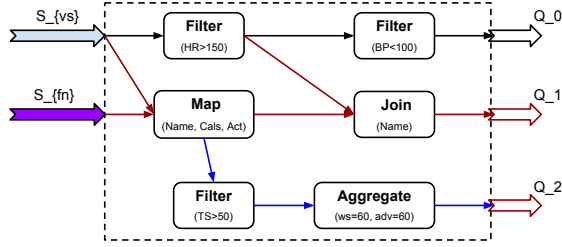


Fig. 2: Examples of access control policies via queries

owner’s vital signs as produced by health monitoring devices, where $RTime$, HR , BP are the real time, heart rate and blood pressure respectively. S_{fn} contains fitness information, where $Cals$, Act are the number of calories burned, the activity and the owner’s location respectively. Data users could be friends from social network, research institutes or insurance companies. For a friend, the owner may want to share vitals data when they exceed a certain threshold (Q_0), or average fitness information every hour (Q_2). A research institute may be given a joined view from both streams in order to monitor the individual’s vitals during exercises (Q_1).

2.2 Security Model

Adversary Model. The cloud is not trusted, in the sense that it tries to learn content of the outsourced data, but it follows the protocol correctly. This passive (or semi-honest) adversary model reflects the cloud’s incentives to gain benefits from user data while being bound by the service level agreements. We do not consider malicious cloud, which may try to break data integrity, launch denial of service attacks, or compute using stale data. Security against such attacks is crucial for many applications, but it is out of the scope of this paper. Data users are considered dishonest, in the sense that they may proactively try to access unauthorized data. To this end, they may collude with each other and also with the cloud.

Encryptions Model. To meet both fine-grained access control and data confidentiality requirements, we use three different encryption schemes. Proxy attribute based encryption is used for Map and Filter operators. Second, Join operator is possible via deterministic encryption. Aggregate is supported by sliding-window encryption. This section provides formal definition of these schemes and their security properties. Detailed constructions and proofs of security are presented in Section 3.

Deterministic encryption scheme. $\mathcal{E}_d = (\text{Gen}, \text{Enc}, \text{Dec})$ is a private-key encryption scheme, where:

- $\text{Gen}(\kappa)$ generates secret key SK using security parameter κ .
- $\text{Enc}(m, SK)$ encrypts message m with SK .
- $\text{Dec}(CT, SK)$ decrypts the ciphertext.

For any message m , $\text{Dec}(\text{Enc}(m, \text{Gen}(\kappa))) = m$. Security of \mathcal{E}_d is defined via the security game consisting of three phases: *Setup*, *Challenge*, *Guess*

- *Setup*: the challenger runs $\text{Gen}(\cdot)$.
- *Challenge*: the adversary sends to the challenger two messages: $M_0 = (m_{0,0}, m_{0,1}, \dots)$ and $M_1 = (m_{1,0}, m_{1,1}, \dots)$, such that $|M_0| = |M_1|$ and $m_{i,j}$ are all distinct. The challenger chooses $b \xleftarrow{R} \{0, 1\}$, runs $\text{Enc}(M_b, SK)$ and returns the ciphertext to the adversary.
- *Guess*: the adversary outputs a guess $b' \in \{0, 1\}$.

The adversary Adv is said to have an advantage $\text{Adv}_{\mathcal{A}}^{\kappa} = |\Pr[b = b'] - \frac{1}{2}|$.

Definition 1. \mathcal{E}_d is said to be secure with respect to deterministic chosen plaintext attacks, or **Det-CPA secure**, if the adversary advantage is negligible.

Proxy Attribute-Based Encryption scheme. Attribute-Based Encryption (ABE) is a public-key scheme that allows for fine-grained access control: ciphertexts can only be decrypted if the security credentials satisfy a certain predicate. There are two types of ABE [12]: Key-Policy (KP-ABE) and Ciphertext-Policy (CP-ABE). We opt for the former, in which the predicate is embedded in user keys and the ciphertext contains a set of encryption attributes. KP-ABE and CP-ABE can be used interchangeably, but the former is more data-centric (who gets access to the given data), while the latter is more user-centric (which data the given user has access to).

ABE's encryption and decryption are expensive operations. Proxy Attribute Based Encryption [13] (or proxy ABE) is design to aid the decryption process by letting a third party *transform* the original ABE ciphertexts into a simpler form. It consists of five algorithms $\mathcal{E}_p = (\text{Gen}, \text{KeyGen}, \text{Enc}, \text{Trans}, \text{Dec})$:

- $\text{Gen}(\kappa)$: generates public parameters PK and master key MK .
- $\text{KeyGen}(MK, P)$: creates a transformation key TK and a decryption key SK for the predicate P .
- $\text{Enc}(m, PK, A)$: encrypts m with the set of encryption attributes A .
- $\text{Trans}(TK, CT)$: partially decrypts the ciphertext using TK .
- $\text{Dec}(SK, CT)$: decrypts the transformed ciphertext using the decryption key.

For any message m , attribute set A , policy P , $MK \leftarrow \text{Gen}(\kappa)$, $(TK, SK) \leftarrow \text{KeyGen}(MK, P)$, the following holds:

$$P(A) = 1 \Leftrightarrow \text{Dec}(SK, \text{Trans}(TK, \text{Enc}(m, A))) = m$$

Security of \mathcal{E}_p is defined in [13] via a *selective-set security game*, consisting of five phase: *Setup*, *Query-1*, *Challenge*, *Query-2*, *Guess*:

- Setup: the challenger executes $\text{Gen}(\cdot)$ to generate public parameters. It gives PK and an attribute set A to the adversary.
- Query-1: the adversary performs either *private key query* or *decryption query*. In the former, it asks the challenger for the keys of an access structure T . The challenger calls KeyGen to generate (TK, SK) . If $T(A) = 0$, it sends both (TK, SK) to the adversary. If $T(A) = 1$, it sends TK to the adversary. For decryption query, the adversary asks the challenger to decrypt a ciphertext CT' (which has been transformed using a key TK). The challenger retrieves the corresponding SK , and calls $\text{Dec}(SK, CT')$ and sends the result back to the adversary.
- Challenge: the adversary sends two messages m_0, m_1 of equal length to the challenger. The challenger chooses $b \xleftarrow{R} \{0, 1\}$, computes $CT \leftarrow \text{Enc}(m_b, A)$ and returns CT to the adversary.
- Query-2: the adversary continues the queries like in Query-1, except that it cannot ask the challenger to decrypt CT .
- Guess: the adversary outputs a guess $b' \in \{0, 1\}$.

Definition 2. *The scheme \mathcal{E}_p is said to be secure with respect to replayable chosen ciphertext attacks, or **R-CCA secure**, in the selective-set model if the adversary advantage in the selective-set security game is negligible.*

*Modify the security game so that the adversary does not issue decryption queries. We say that \mathcal{E}_p is secure in the selective-set model with respect to chosen plaintext attacks (or **CPA secure**) if the adversary advantage is negligible.*

Sliding-window encryption scheme (SWE). $\mathcal{E}_w = (\text{Gen}, \text{Enc}, \text{Dec})$ is a private-key encryption scheme which allows an user to decrypt only the aggregate of a window of ciphertexts, and not the individual ciphertexts. Let $s(M, ws)[i]$ and $p(M, ws)[i]$ be the sum and product of the i^{th} window sliding windows (size ws and advance step $step = ws$) over a sequence M .

- $\text{Gen}(\kappa)$: generates public parameters and the private keys.
- $\text{Enc}(M = \langle m_0, m_1, \dots, m_{n-1} \rangle, W)$: encrypts M using a set of window sizes W , whose result is $CT = \langle c_0, c_1, c_2, \dots \rangle$.
- $\text{Dec}(ws, CT, SK_{ws})$ decrypts CT for the window size ws using the private key SK_{ws} . The result is the aggregates of the sliding window, i.e. $s(M, ws)[i]$ for all i .

Security of \mathcal{E}_w is defined via a *selective-window security game* consisting of four phases: *Setup*, *Corrupt*, *Challenge*, *Guess*.

- Setup: the challenger calls $\text{Gen}(\cdot)$ to setup public parameters. It chooses a value ws and sends it to the adversary.
- Corrupt: the adversary asks the challenger for the private key of a window size ws' , provided that $\text{gcd}(ws, ws') = ws$.
- Challenge: the adversary picks $M_0 = \langle m_{0,0}, m_{0,1}, \dots, m_{0,n-1} \rangle$ and $M_1 = \langle m_{1,0}, m_{1,1}, \dots, m_{1,n-1} \rangle$, such that $s(M_0, ws)[i] = s(M_1, ws)[i]$ for all i and sends them to the challenger. The adversary also sends a set of window sizes

- W . The challenger chooses $b \xleftarrow{R} \{0, 1\}$, invokes $\text{Enc}(M_b, W)$ and forwards the result to the adversary.
- Guess: the adversary outputs a guess $b' \in \{0, 1\}$.

Definition 3. \mathcal{E}_w is said to be secure with respect to restricted chosen encrypted window attacks (or **Res-CEW secure**) in the selective-window model if the adversary’s advantage is negligible. It is secure with respect to chosen window attacks (or **CW secure**) when the Corrupt phase is removed from the game.

2.3 Discussion

The encryption schemes above have a different definition of security which makes different assumptions about the adversary’s capabilities. R-CCA is the strongest definition, as it assumes active adversary that has access to the decryption oracles. R-CCA ensures both data integrity and confidentiality. CPA security assumes a passive (eavesdropping) adversary who only tries to break the secrecy property of the ciphertext. CPA security ensures confidentiality, while allowing meaningful changes to be made on the ciphertext (which is necessary for transformation to work). Det-CPA is a weaker security level, as it protects data confidentiality only for unique messages.

Security of the sliding-window scheme \mathcal{E}_w is related to that of secure multi-party computation, which ensures that no other information is leaked during the computation of a function except from the final output. Our model is similar, but stronger than the *aggregator oblivious* model proposed in [19], since the security game allows for more types of adversarial attacks. More specifically, [19] requires the two message sequences M_0 and M_1 to have the same aggregate, but our model requires only the windows (sub-sequences) of M_0 and M_1 to have the same aggregate. Both Res-CEW and CW security allow for meaningful computations (aggregate) over ciphertexts. Res-CEW is secure against a weak form of collusion (between users with access to window sizes which are multiples of each others), whereas CW is not.

Access control via Encryption. Encryption plays two roles in our system: protecting data confidentiality against untrusted cloud, and providing access control against unauthorized users. Neither of cloud nor the unauthorized user have access to decryption keys, hence they cannot learn the plaintexts. In addition, Res-CEW and CW security ensure that given access to a window size w , the user cannot learn information of other window sizes (except from what can be derived from its own window). Res-CEW guarantees access control under weak collusion among dishonest users.

For access control to be enforced by the cloud, some information must be revealed to the latter. There exists a trade-off between security and functionality of the query operators that make up the policies. For Map and Filter policies, the cloud must be able to check if certain attributes are included in the ciphertexts, which is allowed by CPA security. For Join, the cloud needs to be able to

compare if two ciphertexts are encryptions of the same message, which requires the encryption to be deterministic (or Det-CPA secure). For Aggregate, a homomorphic encryption is required, which in our case means the highest security level is Res-CEW.

3 Encryption Scheme Constructions

3.1 Deterministic Encryption

Let \mathbb{G} be a multiplicative group of prime order p and generator g . Let $F : \mathbb{Z}_p \times \{0,1\}^* \rightarrow \mathbb{G}$ be a pseudorandom permutation with outputs in \mathbb{G} . The scheme \mathcal{E}_d is constructed as follows.

- $\text{Gen}(\kappa)$: $SK = (k_1, k_2)$ where $k_1, k_2 \xleftarrow{R} \mathbb{Z}_p$.
- $\text{Enc}(m, SK)$: $CT = F(k_1, m)^{k_2}$.
- $\text{Dec}(CT, SK)$: $m = F^{-1}(k_1, CT^{\frac{1}{k_2}})$.

Theorem 1. *Assume that F is a pseudorandom permutation, \mathcal{E}_d is Det-CPA secure*

Proof sketch. Given any $m_{0,0}, m_{0,1}, \dots$ which are distinct, $F(k_1, m_{0,0}), F(k_1, m_{0,1}), \dots$ are independent and uniformly distributed. As a consequence, $F(k_1, m_{0,0})^{k_2}, F(k_1, m_{0,1})^{k_2}, \dots$ are also independent and indistinguishable from random. It follows that CT is independent from the choice of M_0 or M_1 , therefore $\Pr[b = b'] = \frac{1}{2}$, or the adversary advantage is 0. \square

3.2 Proxy ABE Construction

Since our adversary model assume passive attackers, we present here the CPA secure construction as proposed in [13] (a R-CCA secure construction can be found in the original paper). The scheme makes use of *bilinear map* $e : \mathbb{G}_1 \times \mathbb{G}_1 \rightarrow \mathbb{G}_2$ where $\mathbb{G}_1, \mathbb{G}_2$ are multiplicative, cyclic groups of prime order p . e is efficient to compute, and $e(u^a, v^b) = e(u, v)^{ab}$ for $u, v \in \mathbb{G}_1$ and $a, b \in \mathbb{Z}_p$. Its security relies on the *bilinear decisional Diffie Hellman assumption*: let g be the generator of \mathbb{G}_1 , for all $a, b, c, z \xleftarrow{R} \mathbb{Z}_p$, it is difficult to distinguish $e(g, g)^{abc}$ from $e(g, g)^z$.

$\text{Gen}(\kappa)$: generates groups and the bilinear map as the public key. Let \mathcal{U} be the attribute universe, and $t_1, t_2, \dots, t_{\mathcal{U}} \xleftarrow{R} \mathbb{Z}_p$. We have:

$$PK = (g, p, \mathbb{G}_1, \mathbb{G}_2, e, T_1 = g^{t_1}, \dots, T_{\mathcal{U}} = g^{t_{\mathcal{U}}})$$

Let $y \xleftarrow{R} \mathbb{Z}_p$, the master key MK is: $MK = (y, t_1, \dots, t_{\mathcal{U}})$.

$\text{KeyGen}(MK, P)$: translates P into an access tree, in which the leaf nodes represent attributes $\mathcal{U}' \subseteq \mathcal{U}$, and the internal nodes represent *threshold gates*.

An **AND** node corresponds to a 2-out-of- N gate, an **OR** nodes to a 1-out-of- N gate. For each k -out-of- N node x we define a $(k - 1)$ -degree polynomial q_x . Starting from the root node r , defines the polynomial with $q_r(0) = y$. Recursively, for a child node x , define q_x such that $q_x(0) = q_{\text{parent}(x)}(\text{index}(x))$. When x is a leaf node, let $z_u \xleftarrow{R} \mathbb{Z}_p$ define:

$$D_x = g^{\frac{q_x(0)}{z_u \cdot t_{a(x)}}}$$

where $a(x)$ returns the attribute in \mathcal{U} represented by the leaf node. The transformation key TK and decryption key SK are defined as follows:

$$TK = \{D_x \mid a(x) \in \mathcal{U}'\}, \text{ SK} = z_u$$

$\text{Enc}(m, PK, A)$: assume $m \in \mathbb{G}_1$ (or has been mapped from a string to a group element). Let $s \xleftarrow{R} \mathbb{Z}_p$, the ciphertext is:

$$CT = (A, E = m \cdot e(g, g)^{y \cdot s}, E' = \{T_x^s \mid x \in A\})$$

$\text{Trans}(TK, CT)$: given the access tree used to generate TK, when x is a leaf node, compute:

$$\text{Transform}(x) = \begin{cases} e(T_{a(x)}, D_{a(x)}) = e(g, g)^{\frac{s \cdot q_x(0)}{z_u}} & \text{when } a(x) \in A \\ \perp & \text{otherwise} \end{cases}$$

When x is a non-leaf node, let F_z be the result from recursive call to $\text{Transform}(z)$ and z is a child node of x . Let S_x be the set of x 's children such that $F_z \neq \perp$ for $z \in S_x$. Let $\Delta_{i,S}(x) = \prod_{j \in S, j \neq i} \frac{x-j}{i-j}$ be the Lagrange coefficient for $i \in \mathbb{Z}_p, S \subseteq \mathbb{Z}_p$. We compute:

$$\begin{aligned} \text{Transform}(x) &= F_x \\ &= \prod_{z \in S_x} F_z^{\Delta_{\text{index}(z), S_x}(0)} \text{ for } S_x = \{\text{index}(z) \mid z \in S_x\} \\ &= e(g, g)^{\frac{s \cdot q_x(0)}{z_u}} \end{aligned}$$

Thus, calling $\text{Transform}(r)$ for the root node r results in

$$CT' = (U, V) = (E, \text{Transform}(r)) = (E, e(g, g)^{\frac{y \cdot s}{z_u}})$$

$\text{Dec}(SK, CT')$: the message can be recovered as:

$$m = \frac{U}{V^{z_u}}$$

Theorem 2 ([13]). \mathcal{E}_p is CPA-secure in the selective-set model.

3.3 Sliding-Window Encryption

Let \mathcal{W} be the set of all possible window sizes, \mathbb{G} be a multiplicative group of prime order p and generator g . Assuming the message space is a small integer domain, we propose three different constructions for SWE.

Construction 1 (\mathcal{E}_w^1): masks the plaintext with random values whose sum over the sliding window is the user decryption key.

- $\text{Gen}(\kappa)$: for all $ws \in \mathcal{W}$, $SK_{ws} \xleftarrow{R} \mathbb{Z}_p$.
- $\text{Enc}(M, W)$: for each $ws \in W$, let $R = (r_0, r_1, \dots, r_{|M|})$ such that $r_i \xleftarrow{R} \mathbb{Z}_p$ and $s(R, ws)[i] = SK_{ws}$. The ciphertext is $CT = \bigcup_{ws} CT_{ws}$ where $CT_{ws} = (g^{m_0+r_0}, g^{m_1+r_1}, \dots)$.
- $\text{Dec}(ws, CT, SK_{ws})$: extracts CT_{ws} from CT and compute:
 $s(M, ws)[i] = \text{dLog} \left(\frac{p(CT_{ws, ws}[i])}{g^{SK_{ws}}} \right)$

Theorem 3. *The scheme \mathcal{E}_w^1 is Res-CEW secure.*

Proof sketch. Given input $X = (x_0, x_1, \dots, x_n)$, window size ws and key SK_{ws} , define two distributions P_0 and P_1 as:

$$\begin{aligned} P_0(ws) &= (g^{x_0+r_0}, g^{x_1+r_1}, \dots, g^{x_n+r_n}) \\ P_1(ws) &= (R_0, R_1, \dots, R_n) \end{aligned}$$

where $r_i \xleftarrow{R} \mathbb{Z}_p$ and $R_i \xleftarrow{R} \mathbb{G}$ such that for all i :

$$\prod_{j \in ws[i]} R_j = \prod_{j \in ws[i]} g^{x_j+r_j} = g^{SK_{ws}+s(X, ws)[i]}$$

It can be seen that P_0 and P_1 are indistinguishable (in the information theoretic sense), because r_i is chosen at random and independently of x_i .

Consider the single-window case, i.e. $W = \{ws\}$. In the security game, P_0 is the distribution of ciphertext for the input X . For input M_0 , this distribution is indistinguishable from $D_0 = (R_0, R_1, \dots, R_n)$ where $\prod_{j \in ws[i]} R_j = g^{SK_{ws}+s(M_0, ws)[i]}$. For input M_1 , the ciphertext distribution is indistinguishable from $D_1 = (R'_0, R'_1, \dots, R'_n)$ where $\prod_{j \in ws[i]} R'_j = g^{SK_{ws}+s(M_1, ws)[i]}$. Since $s(M_0, ws)[i] = s(M_1, ws)[i]$, D_0 and D_1 are the same distribution. Therefore, the adversary can only distinguish the two ciphertext distributions with probability $\frac{1}{2}$.

Consider the case with multiple windows where $\text{gcd}(ws, ws') = ws$ for all $ws' \in W$. $P_0(ws)$ and $P_0(ws')$ are independent, because the random values r_i, r'_i are chosen independently. They are indistinguishable from $P_1(ws)$ and $P_1(ws')$, which are also independent. Consequently, the combined distribution $(P_0(ws')|ws' \in W)$ and $(P_1(ws')|ws' \in W)$ are indistinguishable. Similar to the single-window case above, using the fact that $s(M_0, ws')[i] = s(M_1, ws')[i]$, the adversary can only distinguish the two ciphertext distributions with probability $\frac{1}{2}$. \square

Construction 2 (\mathcal{E}_w^2): uses an auxiliary encryption scheme to encrypt the window aggregates directly.

- $\text{Gen}(\kappa)$: let $\mathcal{E}_{aux} = (\text{Gen}, \text{Enc}, \text{Dec})$ be a CPA-secure asymmetric encryption scheme. For all $ws \in \mathcal{W}$, invokes $\mathcal{E}_{aux}.\text{Gen}(\kappa)$ to generate a key pair (PK_{ws}, SK_{ws}) .
- $\text{Enc}(M, W)$: $CT = \bigcup_{ws \in W} \mathcal{E}_{aux}.\text{Enc}(PK_{ws}, s(M, ws)[i])$.
- $\text{Dec}(ws, CT, SK_{ws})$: extracts CT_{ws} from CT , then computes $s(M, ws)[i] = \mathcal{E}_{aux}.\text{Dec}(SK_{ws}, CT_{ws}[i])$

Theorem 4. *Assuming that \mathcal{E}_{aux} is CPA-secure, the construction \mathcal{E}_w^2 is Res-CEW secure.*

Proof sketch. The proof is similar to that of Theorem 5. Because \mathcal{E}_{aux} is CPA-secure, its ciphertext distribution is independent of the input and is indistinguishable from random. Hence, given $SK_{ws'}$ for all $ws' \in W$ and $\text{gcd}(ws, ws') = ws$, both ciphertext distributions $D(M_0)$ and $D(M_1)$ are indistinguishable from the following distribution:

$$(R_0, R_1, \dots, s(M_0, ws')[0], s(M_0, ws')[1], \dots)$$

where $R_i \xleftarrow{R} \mathbb{G}$. \square

Construction 3 (\mathcal{E}_w^3): masks the plaintexts with random values whose sums over the sliding window are encrypted using another encryption scheme.

- $\text{Gen}(\kappa)$: the same as in \mathcal{E}_w^2 .
- $\text{Enc}(M, W)$: let $R = (r_0, r_1, \dots, r_{|M|-1})$ where $r_i \xleftarrow{R} \mathbb{Z}_p$, let $CT_0 = (g^{m_0+r_0}, g^{m_1+r_1}, \dots)$. For all $ws \in W$, let $CT_{ws}[i] = \mathcal{E}_{aux}.\text{Enc}(PK_{ws}, s(R, ws)[i])$. Finally, $CT = CT_0 \cup \bigcup_{ws \in W} CT_{ws}$.
- $\text{Dec}(ws, CT, SK_{ws})$: extracts CT_{ws} from CT , then computes $s(M, ws)[i] = \text{dLog} \left(\frac{p(CT_0, ws)[i]}{g^{\mathcal{E}_{aux}.\text{Dec}(SK_{ws}, CT_{ws}[i])}} \right)$

Theorem 5. *Assuming that \mathcal{E}_{aux} is CPA-secure, the scheme \mathcal{E}_w^3 is Res-CEW secure.*

Proof sketch. Given \mathcal{W} and $X = (x_0, x_1, \dots)$, consider the ciphertext distribution:

$$D_0(X) = (g^{x_0+r_0}, g^{x_1+r_1}, \dots, CT_{ws'}[0], CT_{ws'}[1], \dots \mid ws' \in W)$$

Because r_i is chosen independently from x_i , D_0 is indistinguishable from $D_1(X) = (R_0, R_1, \dots, CT_{ws'}[0], CT_{ws'}[1], \dots)$ where $R_i \xleftarrow{R} \mathbb{G}$.

Let $\mathcal{R} = \{R_0, R_1, \dots\}$, given SK'_{ws} for all $ws' \in W$ and $gcd(ws', ws) = ws$, D_1 becomes:

$$D_2(X) = (R_0, R_1, \dots, \frac{g^{s(X, ws')[0]}}{p(\mathcal{R}, ws')[0]}, \frac{g^{s(X, ws')[1]}}{p(\mathcal{R}, ws')[1]}, \dots, CT_{ws^*}[0], \dots | gcd(ws^*, ws) \neq ws)$$

Since \mathcal{E}_{aux} is CPA-secure, it follows that $CT_{ws^*}[i]$ is independent from its input and indistinguishable from random. That is, D_2 is indistinguishable from D_3 :

$$D_3(X) = (R_0, R_1, \dots, \frac{g^{s(X, ws')[0]}}{p(\mathcal{R}, ws')[0]}, \frac{g^{s(X, ws')[1]}}{p(\mathcal{R}, ws')[1]}, \dots, T_0, T_1, \dots)$$

where $T_i \xleftarrow{R} \mathbb{G}$.

Given the challenge M_0 and M_1 , the ciphertext distribution is $D_3(M_0)$ and $D_3(M_1)$ respectively. Since, $g^{s(M_0, ws')[i]} = g^{s(M_1, ws')[i]}$ for all $0 \leq i < \lfloor \frac{|M_0|}{|ws'|} \rfloor$ and $ws' \in W$ such that $gcd(ws', ws) = ws$, $D_3(M_0)$ is the same as $D_3(M_1)$. Therefore, the adversary can only distinguish the two distributions with probability $\frac{1}{2}$. \square

4 Secure Query Operators

The encryption schemes discussed in previous sections provide the underlying security assurance for Streamforce. Using encryption directly, access control can be implemented by distributing decryption keys to the authorized users. Streamforce exposes a higher-level abstraction: system entities deal only with *secure query operators* which hide the complex and mundane cryptographic details. This section focuses on the implementation of the secure operators using the encryption schemes from previous sections. There are three design components pertaining each operator: (1) how to map the corresponding policy to user decryption key, (2) how to encrypt the data at the owner, (3) how the transformation at the cloud is done. Many fine-grained policies can be constructed by using one of these operators directly. We also describe the design for combining these operators to support more complex policies.

4.1 Map

This operator returns data tuples containing only attributes in a given set \mathbb{B} . We use \mathcal{E}_p to implement this operator. First, $\mathcal{E}_p.\text{Gen}(\cdot)$ is invoked to setup the public parameters and master key MK . The user decryption key is created by $\mathcal{E}_p.\text{KeyGen}(MK, \text{P-Map}(\mathbb{B}))$, where:

$$\text{P-Map}(\mathbb{B}) = ('att = B_1' \cap 'att = B_2' \cap \dots)$$

The owner encrypts using:

$$\text{Enc-Map}(d_{ts}) = (ts, \mathcal{E}_p.\text{Enc}(v_{A_1}, \{'att = A_1'\}), \mathcal{E}_p.\text{Enc}(v_{A_2}, \{'att = A_2'\}), \dots)$$

When the ciphertext CT arrives at the cloud, it is transformed using $\mathcal{E}_p.\text{Trans}(TK, CT)$ before being forwarded to the user.

This implementation achieves the same level of security as \mathcal{E}_p , i.e. CPA security in the selective set model. The storage cost is $O(|\mathbb{A}|\log(p))$ bits per data tuple, where p is the size of \mathbb{G} .

4.2 Filter

Let FA be the set of *filter attributes*. A filter *predicate* is defined by a tuple (A, k, op) in which $k \in \mathbb{Z}, A \in \mathbb{A}, op \in \{ '=', '<=', '≥', 'mod p \}$. The predicate returns true when $(A op k)$ returns true. Let $\lambda(A, v, b)$ be the bag-of-bit representation of v_A in base b , as explained in [12]. In particular, assuming $v = (y_0y_1..y_{m-1})_b$, we have:

$$\lambda(A, v, b) = \left\{ \begin{array}{l} 'att_{A,b,0} = (xx..xy_0)_b' \\ 'att_{A,b,1} = (xx..y_1x)_b' \\ \dots \\ 'att_{A,b,m-1} = (y_{m-1}x..x)_b' \end{array} \right\}$$

Let \mathbb{P} be a set of primes, define

$$AS(A, v) = \bigcup_{b \in \mathbb{P}} \lambda(A, v, b) \cup \{ 'att_A = \text{don't care}' \}$$

as the set of encryption attributes representing the value v .

```

cond_ge(A, s, i):
  if (i == 1) AND s[0] == '0')
    return 'att_{A,2,1} = xx..1x'
  else
    if (s[i] == '0')
      return 'att_{A,2,i} = x..1x..x' ∪ cond_ge(s, i - 1)
    else if (i == 0) return 'att_{A,2,0} = x..x1'
    else return 'att_{A,2,i} = x..1x..x' ∩ cond_ge(s, i - 1)

```

Algorithm 1: Generate policy condition when op is \geq .

```

cond_le(A, s, i):
  if (i == 0) return 'att_{A,2,0} = x..x0'
  else
    if (s[i] == '0')
      return 'att_{A,2,i} = x..0x..x' ∩ cond_le(s, i - 1)
    else return 'att_{A,2,i} = x..0x..x' ∪ cond_le(s, i - 1)

```

Algorithm 2: Generate policy condition when op is \leq

Denote $D(A, k, op)$ as the policy corresponding to the predicate (A, k, op) . When op is ‘=’, $D(A, k, ‘=’) \leftarrow \bigcap_{P \in \lambda(A, k, 2)} P$. When $op \in \{\leq, \geq\}$, $D(A, k, op) \leftarrow \text{cond_le}(A, (y_{m-1}..y_0)_2, m-1)$ or $D(A, k, op) \leftarrow \text{cond_ge}(A, (y_{m-1}..y_0), m-1)$ where cond_le and cond_ge are detailed in Alg. 2 and Alg. 1 respectively.

When op is ‘mod p ’, we consider three cases.

- If $p \in \mathbb{P}$: $D(A, k, ‘\text{mod } p’) \leftarrow ‘att_{A,p,0} = (xx..xk’)_p’$ where $k' = k \bmod p$.
- If there exists $q \in \mathbb{P}$ and $p = q^t$ for some t . Let $k' = (y_{t-1}..y_1y_0)_q$ be the representation of $k' = k \bmod p$ in base q . Let

$$D(A, k, ‘\text{mod } p’) = \bigcap \left(\begin{array}{c} ‘att_{A,q,0} = (xx..xy_0)_q’ \\ \dots \\ ‘att_{A,q,t-1} = (x.. \underbrace{y_{t-1}x..x}_t)_q’ \end{array} \right)$$

- $p = q_1^{t_1} q_2^{t_2} .. q_m^{t_m}$ for $q_i \in \mathbb{P}$ and some values of t_i . Then, we have $D(A, k, ‘\text{mod } p’) \leftarrow \bigcap_i D(A, k \bmod q_i^{t_i}, \text{mod } q_i^{t_i})$.

The user decryption key is generated by $\mathcal{E}_p.\text{KeyGen}(MK, \text{P-Filter}(\{(A, k, op)\}))$, where

$$\text{P-Filter}(\{(A, k, op)\}) = \bigcap_{A \in FA} D(A, k, op)$$

The owner encrypts data using:

$$\text{Enc-Filter}(d_{ts}) = \left(\{v_A \mid A \in FA\}, \mathcal{E}_p.\text{Enc}\left(d, \bigcup_{A \in FA} \text{AS}(A, v_A)\right) \right)$$

When the ciphertext CT arrives at the cloud, the latter transforms it using $\mathcal{E}_p.\text{Trans}(TK, CT)$ and forwards the result to the user.

Similar to **Map**, this operator uses proxy ABE scheme directly, therefore it has CPA security in the selective set model. The storage cost per ciphertext is $O(|FA| \cdot |\mathbb{P}| \cdot \log(p))$ bits, which grows with the size of \mathbb{P} . The bigger the size of \mathbb{P} , the more policies of the type ‘mod p ’ can be supported, but at the expense of more storage overhead. Notice that values of filtering attributes are exposed to the cloud in the form of encryption attributes, thus the data owner should only use non-sensitive attributes, such as TS , for the set FA .

4.3 Join

Let J be the join attributes of two streams S_1, S_2 . We assume that the join operator returns all data attributes (more complex cases are discussed in Section 4.5). We use a combination of proxy ABE scheme \mathcal{E}_p and deterministic scheme \mathcal{E}_d . Initially, the two owners of S_1, S_2 invoke $\mathcal{E}_d.\text{Gen}(\cdot)$ in a way that satisfies two conditions: (1) both end up with the same group \mathbb{G} and pseudorandom function F ; (2) $SK_1 = (k_{1,1}, k_{1,2})$ and $SK_2 = (k_{2,1}, k_{2,2})$ are the two secret keys such that $k_{1,1} = k_{2,1}$.

The user decryption for stream i is $(k_{i,2}, \mathcal{E}_p.\text{KeyGen}(MK, \text{P-Join}(J)))$, where

$$\text{P-Join}(J) = \text{'att} = J\text{'}$$

The owner encrypts using:

$$\text{Enc-Join}(d_{ts}, J) = (U, V) = \left(\mathcal{E}_p.\text{Enc}(d, \text{'att} = J'), \mathcal{E}_d.\text{Enc}(v_J) \right)$$

The user who received both $k_{1,2}$ and $k_{2,2}$ computes $(z_1 = \frac{s}{k_{1,2}}, z_2 = \frac{s}{k_{2,2}})$ where $s \xleftarrow{R} \mathbb{Z}_p$ and sends it to the cloud. When two ciphertexts (U_1, V_1) and (U_2, V_2) arrive at the cloud, it checks if $V_1^{z_1} = V_2^{z_2}$. If true, the ciphertexts can be joined. The cloud then performs $\mathcal{E}_p.\text{Trans}(TK_1, U_1), \mathcal{E}_p.\text{Trans}(TK_2, U_2)$ and forwards the results to the user.

Because \mathcal{E}_d is Det-CPA secure, the cloud can learn if the encryption of v_J is the same as in both streams. But this check is only possible if the user requests it (by sending z_1 and z_2 to the cloud). Other attributes in d_{ts} are protected with CPA security by \mathcal{E}_p . The storage requirement is $O(\log(p))$ bits per data tuple, because $\mathcal{E}_d.\text{Enc}(\cdot)$ produces a group element and \mathcal{E}_p encrypts the entire data tuple with only one encryption attribute.

4.4 Aggregate (Sliding Window)

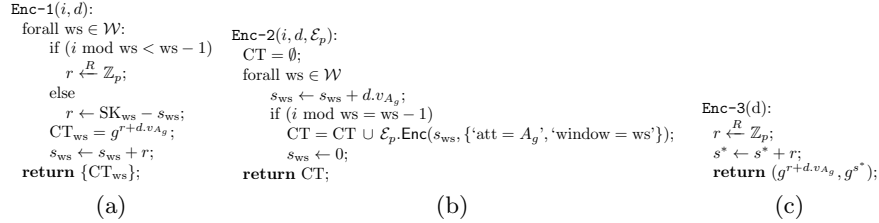


Fig. 3: Encryption used for aggregate protocols

In Streamforce, sliding windows are based on timestamp attribute TS , with advance steps being the same as the window sizes. Let A_g be the aggregate attribute, over which the sums are computed. In the following, we present three implementations for this operator, and discuss their trade-offs at the end.

Agg-1. The owner first encrypts data using \mathcal{E}_w^1 , the ciphertext is then encrypted with \mathcal{E}_p . The user decryption key is $(SK_{ws}, \mathcal{E}_p.\text{KeyGen}(MK, \text{P-Agg1}(ws, A_g)))$, where SK is the secret key generated by $\mathcal{E}_w^1.\text{Gen}(\cdot)$, and

$$\text{P-Agg1}(ws, A_g) = \text{'att} = A_g' \cap \text{'window} = ws\text{'}$$

To encrypt d_{ts} , the owner first executes $\text{Enc-1}(ts, d_{ts}) \rightarrow \{CT_{ws}\}$ as shown in Fig. 3[a], then computes:

$$\text{Enc-Agg1}(d_{ts}, \{CT_{ws}\}) = \left(\mathcal{E}_p.\text{Enc}(d, \text{'window} = 1\text{'}) , \bigcup_{ws \in W} \mathcal{E}_p.\text{Enc}(CT_{ws}, \text{'att} = A_g', \text{'window} = ws\text{'}) \right)$$

For every window size ws , the cloud maintains a buffer of size ws . The incoming ciphertext CT is transformed using $\mathcal{E}_p.\text{Trans}(\cdot)$, and the result is added to the buffer. Once the buffer is filled, the cloud computes the product of its elements, sends the result to the user and clears the buffer.

Agg-2. This implementation uses \mathcal{E}_w^2 with \mathcal{E}_p as the auxiliary encryption scheme. The owner itself computes the window aggregates and encrypts the result using \mathcal{E}_p . User decryption key is $\mathcal{E}_p.\text{KeyGen}(MK, \text{P-Agg2}(ws, A_g))$, where:

$$\text{P-Agg2}(ws, A_g) = \text{'att} = A_g \text{'} \cap \text{'window} = ws \text{'}$$

To encrypt d_{ts} , the owner first executes $\text{Enc-2}(ts, d_{ts}, \mathcal{E}_p) \rightarrow CT$ as shown in Fig. 3[b], then the ciphertext is computed as:

$$\text{Enc-Agg2}(d_{ts}) = \left(\mathcal{E}_p.\text{Enc}(d_{ts}, \text{'window} = 1 \text{'}), CT \right)$$

At the cloud, the ciphertexts for a window aggregate are of the same form as for a normal data tuple. The cloud simply invokes $\mathcal{E}_p.\text{Trans}(CT_{ws}, TK_{ws})$ and forwards the results to the user.

Agg-3. This implementation uses \mathcal{E}_w^3 with \mathcal{E}_p as the auxiliary encryption scheme. The user key is $\mathcal{E}_p.\text{KeyGen}(MK, \text{P-Agg3}(ws, A_g))$, where:

$$\text{P-Agg3}(ws, A_g) = \text{'att} = A_g \text{'} \cup D(TS, ws - 1, \text{'mod } ws \text{'})$$

To encrypt d_{ts} , the owner first computes $\text{Enc-3}(d_{ts}) \rightarrow (U, V)$ as shown in Fig. 3[c] where $s^* \xleftarrow{R} \mathbb{Z}_p$ is a public parameter. The ciphertext is:

$$\text{Enc-Agg3}(d_{ts}) = \left(ts, \mathcal{E}_p.\text{Enc}(v_{A_g}, \text{'window} = 1 \text{'}), \mathcal{E}_p.\text{Enc}(U, \text{'att} = A_g \text{'}), \mathcal{E}_p.\text{Enc}(V, \text{AS}(TS, i)) \right)$$

The cloud maintains a ws -size buffer, and a variable X whose initial value is $(g^{s^*}, 1)$. For the incoming ciphertext $CT = (ts, U, V, Z)$, the cloud performs $\mathcal{E}_p.\text{Trans}(TK, V)$ and adds the result to the buffer. Once the buffer is filled (at index ts), the cloud computes the product U' of the buffer elements and clears the buffer. Next, it computes $V' \leftarrow \frac{\mathcal{E}_p.\text{Trans}(TK, Z)}{X}$, and then assign $X \leftarrow V'$. Finally, it sends (U', V') to the user, at which the sum is decrypted as: $\text{dLog} \left(\frac{\mathcal{E}_p.\text{Dec}(SK, U')}{\mathcal{E}_p.\text{Dec}(SK, V')} \right)$

Discussion. Unlike **Map**, **Filter** and **Join**, the **Aggregate** operator requires more effort from the cloud, i.e. multiplication of ciphertexts. Since it uses \mathcal{E}_p as the final layer of encryption, it achieves CPA security with respect to the cloud. In all three implementations, the transformed ciphertexts received by the user are data encrypted with \mathcal{E}_w^1 , \mathcal{E}_w^2 or \mathcal{E}_w^3 . As discussed in the previous section, these schemes achieve Res-CEW security, therefore the user learns nothing more than the aggregate values.

While both security with respect to the cloud and access control property are the same for the three protocols, their main differences lie in their flexibility and storage cost:

- *Flexibility*: Agg-1 and Agg-2 support a fixed set of window sizes, as defined by W . Agg-3, however, specifies a set of prime \mathbb{P} and is able to support any window size ws which can be factorized into the form ($ws = q_1^{t_1} \cdot q_2^{t_2} \dots$) for all $q_i \in \mathbb{P}$ and $t_i \in \mathbb{N}$. For instance, with $\mathbb{P} = \{2, 3, 5\}$, Agg-3 can support any window size in $\{2, 3, 5, 4, 6, 8, 9, 20, 23, \dots\}$. Finally, Agg-3 allows the data owners to specify windows starting from arbitrary positions, as opposed to the fixed starting position $\{0, ws, 2 \cdot ws, \dots\}$ for windows of size ws . For this usage, however, the security model must be extended to deal with collusion not only from users whose policies permit access for different window sizes, but also from users having access to the same window sizes but from different starting positions.
- *Storage cost*: In Agg-1, each data tuple needs to be encrypted W times, each for a different window size. Hence, its cost is $O(|W| \cdot \log(p))$ bit per encrypted data tuple. In Agg-2, encrypting data tuple d_i may follow by encryptions of window sums for windows that ends at i . In the worst case, the cost for encryption of d_i is $O(|W| \cdot \log(p))$. Notice that even though both protocols have the same asymptotic cost, bound for memory cost, the cost incurred by Agg-2 is much cheaper in practice, because most of the time d_i requires only one encryption, whereas Agg-1 always requires W encryptions for all d_i . In Agg-3, even though each d_i requires only two encryptions, each encryption requires bigger storage for all the attributes in $AS(TS, i)$. Hence, its memory cost is $O(|\mathbb{P}| \cdot \log(p))$.

It can be seen that there is a trade-off between flexibility and storage overhead. In particular, when the owner wishes to support a small number of windows, Agg-2 is a better choice among the three. However, when more flexible windows are required, Agg-3 may have a better trade-off between flexibility and storage cost. Our experimentation with Streamforce in Section 5 suggests that this is indeed the case.

4.5 Combining Multiple Operators

Each operator presented above can be used by itself to support a wide range of fine-grained policies. However, many more policies can be supported when two or more of these operators are combined together. In the following, we show how to implement such high-level combinations.

Map and Filter. The user decryption key is generated by combining the Map and Filter key, i.e. $\mathcal{E}_p.\text{Gen}(MK, \text{P-Map}(\mathbb{B}), \text{P-Filter}(\{A, k, op\}))$. The owner encrypts using:

$$\text{MF-Enc}(d_{ts}) = (ts, \{v_A \mid A \in FA\}, \mathcal{E}_p.\text{Enc}(v_{A_1}, A_1^*), \mathcal{E}_p.\text{Enc}(v_{A_2}, A_2^*), \dots)$$

where $A_i^* = \{att = A_i\} \cup \bigcup_{A \in FA} AS(A, v_a)$. This operator is CPA secure, and the storage cost is $O(\mathbb{A} \cdot |FA| \cdot |\mathbb{P}| \cdot \log(p))$ bits per data tuple.

Map, Filter and Join. This operator allows the cloud to join two encrypted streams only when filter conditions on each stream are met. The user decryption key is made up of the Map-Filter key and the Join key, i.e:

$$\left(k_{i,2}, \mathcal{E}_p.\text{KeyGen}(MK, \text{P-Join}(J)), \mathcal{E}_p.\text{Gen}(MK, \text{P-Map}(\mathbb{B}), \text{P-Filter}(\{A, k, op\})) \right)$$

The data owner encrypts using:

$$\text{MFJ-Enc}(d_{ts}) = \left(\{v_A \mid A \in FA\}, \text{MF-Enc}(d_{ts}), \mathcal{E}_p.\text{Enc}(\mathcal{E}_d.\text{Enc}(v_J)) \right)$$

This operator is Det-CPA secure, and its storage cost is dominated by the cost of MF-Enc, which is $O(\mathbb{A} \cdot |FA| \cdot |\mathbb{P}| \cdot \log(p))$ bits per data tuple.

Filter and Aggregate. We assume that each sliding window contains only *continuous* elements, i.e. $\{d_{ts}, d_{ts+1}, \dots, d_{ts+ws-1}\}$. Therefore, combining Filter and Aggregate only applies to filtering conditions of the form $(TS, k, ' \ge '$) for $k \in \mathbb{Z}$. When Agg-2 is used, the user decryption key is:

$$\left(\mathcal{E}_p.\text{KeyGen}(MK, \text{P-Agg2}(ws, A_g)), \mathcal{E}_p.\text{KeyGen}(MK, \text{P-Filter}(\{TS, k, ' \ge '\})) \right)$$

To encrypt d_{ts} , the owner simply invokes $\text{Enc-Agg2}(d_{ts})$. Thus, this operator has the same security level as that of Agg-2: CPA security against the cloud and Res-CEW security against users. The memory cost is $O(|W| \cdot \log(p))$ bits per data tuple.

When Agg-3 is used, the user key is created by $\mathcal{E}_p.\text{KeyGen}(MK, \text{FA-Policy}(ws, A_g, x))$ where:

$$\begin{aligned} \text{FA-Policy}(ws, A_g, x) = & ('att = A_g' \cap D(TS, x, ' \ge ')) \\ & \cup ('att = TS' \cap D(TS, x-1, ' \ge ') \cap D(TS, x-1, ' \text{mod } ws')) \end{aligned}$$

The encryption of d_{ts} is:

$$\begin{aligned} \text{FA-Enc}(i, d_i) = & \left(i, \mathcal{E}_p.\text{Enc}(v_{A_g}, \{'window = 1'\}), \right. \\ & \mathcal{E}_p.\text{Enc}(U, \{'att = A_g'\} \cup AS(TS, i)), \\ & \left. \mathcal{E}_p.\text{Enc}(V, \{'att = TS'\} \cup AS(TS, i)) \right) \end{aligned}$$

where (U, V) is output of $\text{Enc-3}(d_{ts})$. The implementation of Aggregate box is modified slightly as follows. The cloud will only start transforming and filling the buffer when $i = x$. In addition, when $x = 0$, the initial value of X is $(g^s, 1)$ as before. When $x > 0$, the cloud waits to receive the ciphertext $(x-1, U, V, Z)$ and then initializes $X \leftarrow \mathcal{E}_p.\text{Trans}(TK, Z)$. The memory cost is $O(|W| \cdot \log(p))$.

5 Prototype and Evaluation

5.1 Implementation and Benchmark

We implement a prototype of Streamforce [9] over Esper². Esper is an open source stream processing engine which can process millions of data items per

² esper.codehause.org

Policy	Description	Esper query
T1	select certain stock	select * from StockEvent(stockId=x)
T2	stock within timestamp range	select * from StockEvent(stockId=x, y < ts < z)
T3	stock within time interval	select * from StockEvent(stockId=x, y < hour < z)
T4	stock every fixed interval	select * from StockEvent(stockId=x, ts%x = y)
T5	aggregate (Agg-1,3)	select price('ws=l'), volume('ws=l') from StockEvent(stockId=x).win:length_batch(y)
	aggregate (Agg-2)	select price('ws=l'), volume('ws=l') from StockEvent(stockId=x)
T6	join price	select * from StockEvent(stockId=x, y < ts < z) //output StockJoinEvent stream select * from StockJoinEvent(policyId=p).win:length(l ₁) as s ₁ , StockJoinEvent(policyId=p).win:length(l ₂) as s ₂ where s ₁ .price('det')=s ₂ .price('det')

Table 1: Access control policies

second. One can register a continuous query to Esper, then implement a *listener* that processes the output stream. In Streamforce, policies are translated into queries (Table 1), and transformations for each policy are done at the corresponding listener. We leverage Esper to manage policies, to quickly process the ciphertext streams (i.e. direct the ciphertext to the correct listener), and to handle the complex join operation. We use OpenSSL’s AES implementation for deterministic encryption scheme, while proxy ABE and sliding window schemes are implemented by extending the KP-ABE library [1].

We create a benchmark containing stock market data of the scheme:

$$StockEvent = (TS, hour, stockId, price, volume)$$

in which *hour* values are in $[0, 24)$ while *price*, *volume* values are in $[0, 100)$. Each stream is identified by its *stockId*. The benchmark data contains 1 million encrypted data tuples belonging to 100 streams, which is over 100GB in size and is available on request. We generate different types of policies, as listed in Table 1 which also shows how the policies are translated into Esper queries. Notice that when Agg-1 or Agg-3 implementation is used, the query involves Esper’s window operator because we rely on Esper to maintain the window’s buffer. In contrast, Agg-1 requires no window since the cloud only transforms individual ciphertexts. Join policies use Filter-Join operators (the Filter conditions are similar to those of T2, T3 and T4 policies), and involves two steps: the first transforms the input stream into *StockJoinEvent* stream containing the deterministic encryption of the join attribute, the second takes two *StockJoinEvent* streams and produces join outputs.

We first benchmark individual cost of various operations at the owner, the cloud and the user by measuring their execution time. Next, we evaluate system performance in terms of *throughput* and *latency*. Throughput is quantified by the number of unique data tuples processed by the system per second. For join policies, however, it is measured as the number of join outputs processed per second. Latency is determined from the time a data tuple enters Streamforce to the time it is sent to the user. This metric includes both queuing time and transformation time. Our experiments were carried out on Amazon’s EC2 instances, with 8 window sizes ($\{2, 4, 8, \dots, 256\}$) and maximum of 100 policies (mixture of all different types) per stream.

Type	Throughput	Latency at saturation (ms)	Latency at rate 1 tuple/sec
m1.large	125.58 (± 3.32)	781	9.12 (± 0.05)
m2.xlarge	160.26 (± 5.88)	628	6.95 (± 0.04)
m3.xlarge	248.28 (± 8.54)	567	5.70 (± 0.11)

Table 2: Performances for different cloud instances

5.2 Experiment Results

We start with a simple workload consisting of one stream and one T1 policy. We run the workload on different types of EC2 instances with different capacity, including (from small to large): *m1.large*, *m2.xlarge* and *m3.xlarge*. We vary the data rate, and observe the system performance at saturation point. As seen in Tab. 2, *m3.xlarge* achieves the best performance, with throughput of 249 (tuples/sec) and latency of 567ms (at 99th percentile). In contrast, *m1.large* and *m2.xlarge* have lower throughputs at 125 and 160 (tuples/sec), and higher latency at 781ms and 628ms. This is because *m3.xlarge* have more CPU power (3.5 CPU units as compared to 2.5 and 2 units). The remaining results presented below are from experiments running on *m3.xlarge* instances.

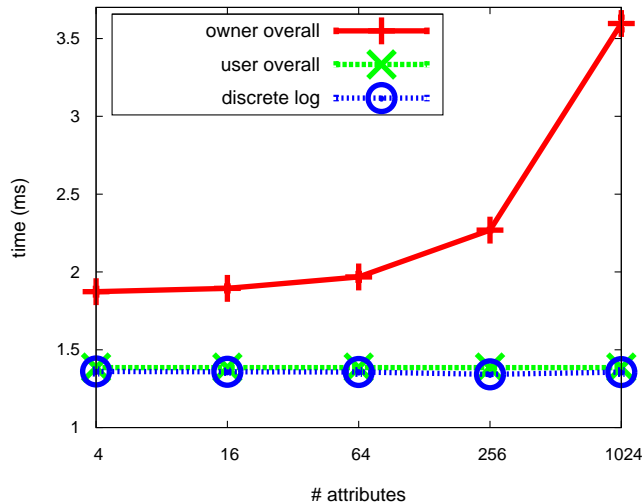


Fig. 4: Initialization time

When the system first starts, the owners and users have to initialize the cryptographic sub-systems (running `Gen(.)`, among other things). This one-off cost consists of a constant cost for pre-computing discrete logarithms, and a variable cost depending on the number of encryption attributes. Fig. 4 shows that even with 1024 encryption attributes, this initialization process takes less than 3.5s.

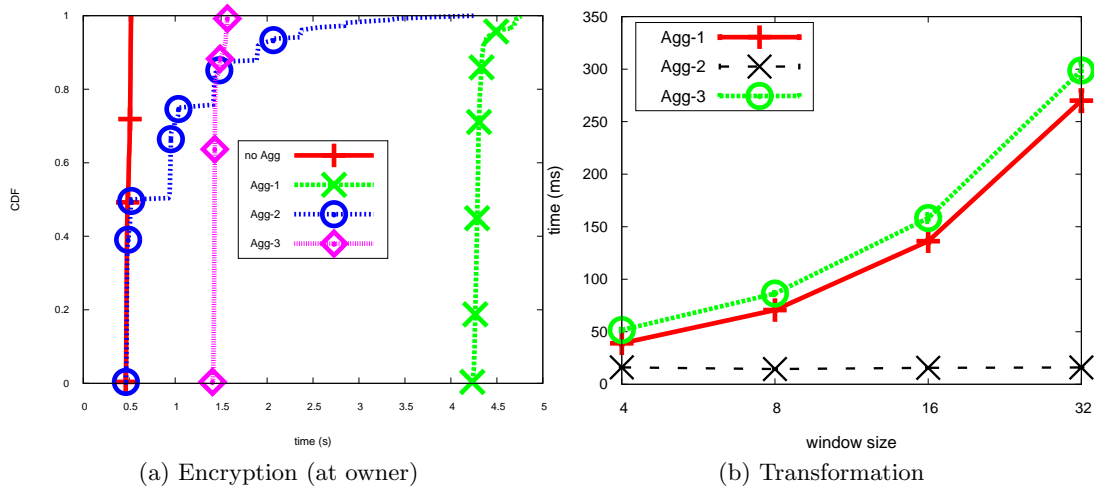


Fig. 5: Transformation for aggregate policies

Fig. 5[a] shows the cost of encryption per data tuple at the owner. If the owner does not allow for aggregate policies, it is relatively constant at approximately 0.5s. The cost for supporting Agg-1 is the largest (over 4s), since the owner has to encrypt the data multiple times (one for each window size). Agg-3 is also more expensive, since two extra columns are encrypted for each tuple. The cost of Agg-2 stays low for most of the time (its maximum value is still as high as of that of Agg-1). This agrees with our analysis in Section 4, i.e. most of the time the owner incurs no extra encryption per tuple, but in the worst case it has to do 8 encryptions per tuple. Fig. 5[b] compares the transformation costs at the cloud for different implementations of the aggregate operator. It can be seen that for Agg-2 the cost is constant, whereas for others it is linear with the size of the window. This is because for Agg-1 and Agg-3, the cloud needs to transform many ciphertexts and multiply them to get the average.

The cost to generate and initialize different types of policies are depicted in Fig. 6. Generating a new policy at the owner involves creating new transformation and decryption key for the corresponding predicate, which varies with the policy complexity. T2 policies, for example, contain many bag-of-bit attributes that make up complex predicates, and therefore they take longer. The cost of initializing policies at the cloud depends on key sizes, hence it is roughly the same for all types of policies, except for Join (which involves 2 keys from the two input streams).

Fig. 7[a] shows the transformation cost at the cloud versus decryption cost at the user, in which the former is in an order of magnitude bigger. This illustrates that heavy computations are being outsourced to the cloud. Fig. 7[b] shows the throughput for different policies, in which policies with high transformation cost have low throughput. The highest throughput is for T1 policies,

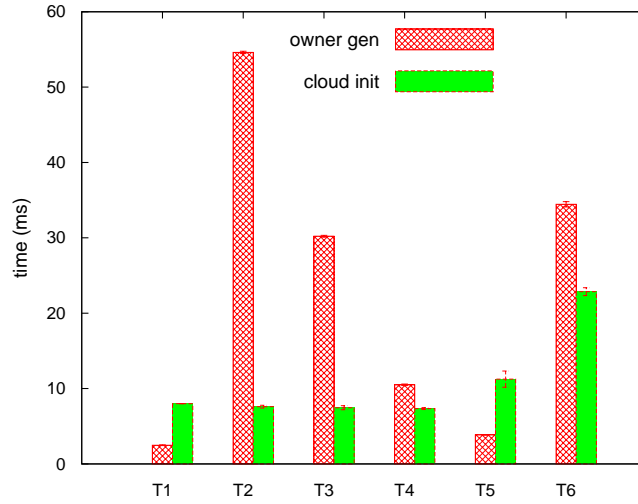


Fig. 6: Policy initialization time

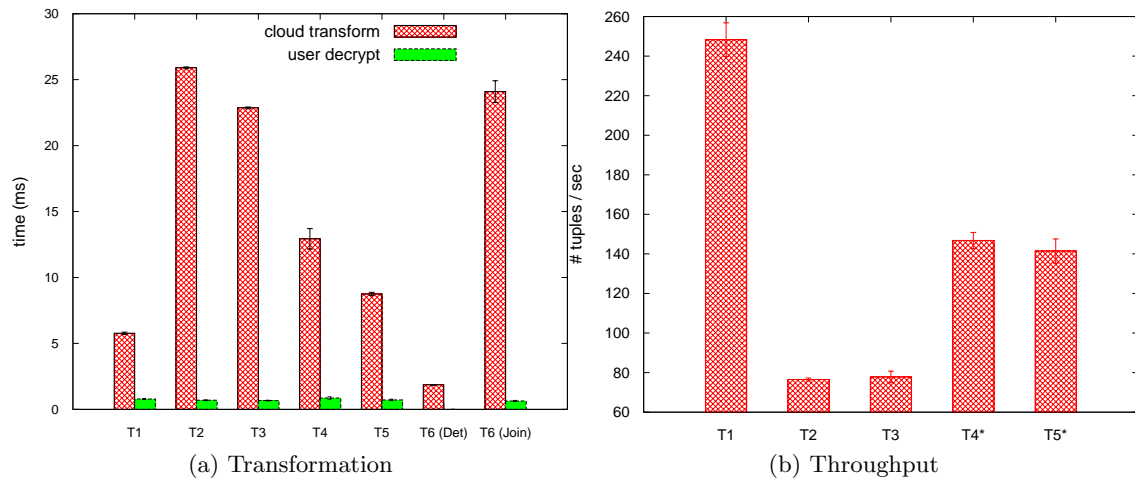


Fig. 7: Cost incurred and throughput achieved at the cloud

at 250 (tuples/sec). Compared to Esper’s reported throughput of over 1 million (tuples/sec), this embarrassingly low figure clearly demonstrates the high cost of security. However, in many stream applications in practice, such as fitness and weather monitoring, data arrives at very low rate (in order of minutes). In these cases, our throughput can sufficiently accommodate many streams at the same time. Furthermore, as shown later, that independent streams can be processed in parallel on different servers means the throughput can be improved by equipping the cloud with more servers.

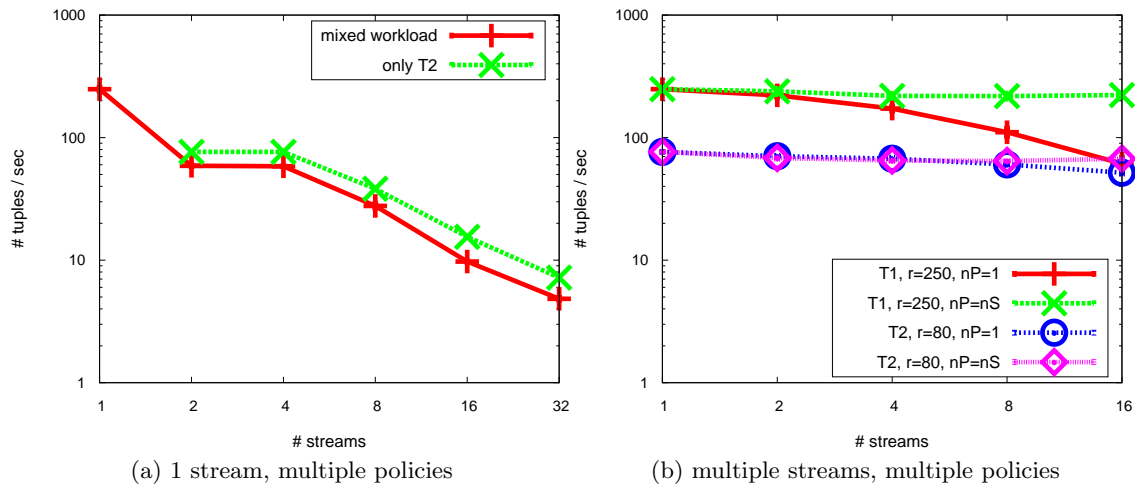


Fig. 8: System throughput for complex workloads

Fig. 8 illustrates system throughputs for more complex workloads consisting of multiple policies, multiple streams. We create mixed workloads containing different types of policies. Fig. 8[a] shows that increasing the number of policies decreases the throughput, which is heavily influenced by the number of T2 policies (the workload of 2 and 4 policies contain only 1 T2 policy). This makes sense because each tuple has to be matched with (and transformed for) more policies, and because T2’s transformation cost is the highest. When there are multiple streams but only one matching policy, communication overheads can reduce the throughput. But as Fig. 8[b] indicates, having more matching policies for every stream helps maintain the overall throughput (r, nP, nS are the data rate per stream, number of matching policies and number of streams respectively). The similar pattern is found for Join policies, as shown in Fig. 9. It can be observed that throughput of join depends on the *similarity* of the two joining streams. Specifically, when two Filter conditions are of type T2 ($y < ts < z$), the output streams (for joining) have more matches and therefore are more similar

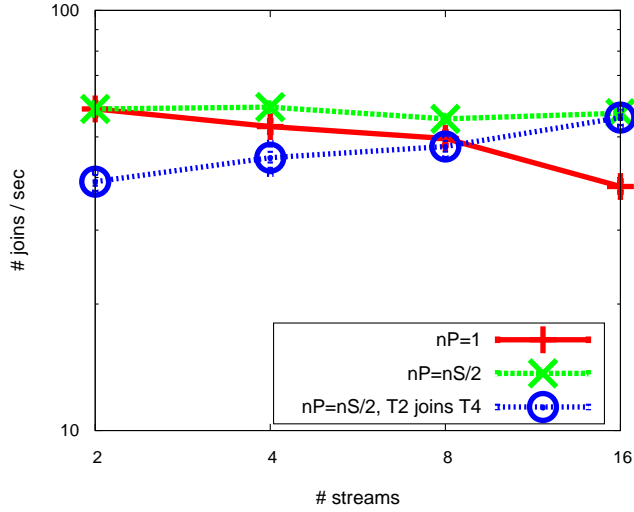


Fig. 9: System throughput for join

(throughput of 60) than when one filter condition is of type T4 ($ts\%x = y$) where throughput is at 40 tuples/sec.

Finally, Fig. 10 illustrates how the system performance improves when more servers added to the cloud. We create a workload consisting of 16 streams and 320 policies. 4 of these streams incur expensive load with 4 T2 policies per stream. When there are more than one servers at the cloud, we consider two ways of distributing the workload: *simple* — each stream occupies one machine, and *balanced* — expensive policies are distributed evenly among the machine. The latter may result in one stream occupying multiple servers. Fig. 10[a] shows that the throughput increases linearly with the number of servers, which is as expected. Also, the balanced distribution achieves lower throughputs, because in the simple distribution the servers handling light workload gets very high throughputs, whereas with the balanced distribution all servers get low throughputs. However, at 16 servers, the balanced distribution outgrows the simple distribution, but this throughput is obtained over duplicate tuples. This is because at 8 and more servers, there are streams being processed by multiple servers. Fig. 10[b] shows the latency distributions which clearly demonstrates the benefit of having more servers. The maximum latency using 1 server is over 100s, but is reduced to below 14s using 16 machines. The balanced distribution achieves lower maximum latency and lower variance, since all servers incur a similar load (as opposed to a few servers incurring much heavier loads than the others).

6 Related Work

The design space concerning access control enforcement on a cloud environment can be characterized using three properties: policy *fine-grainedness*, cloud *trust-*

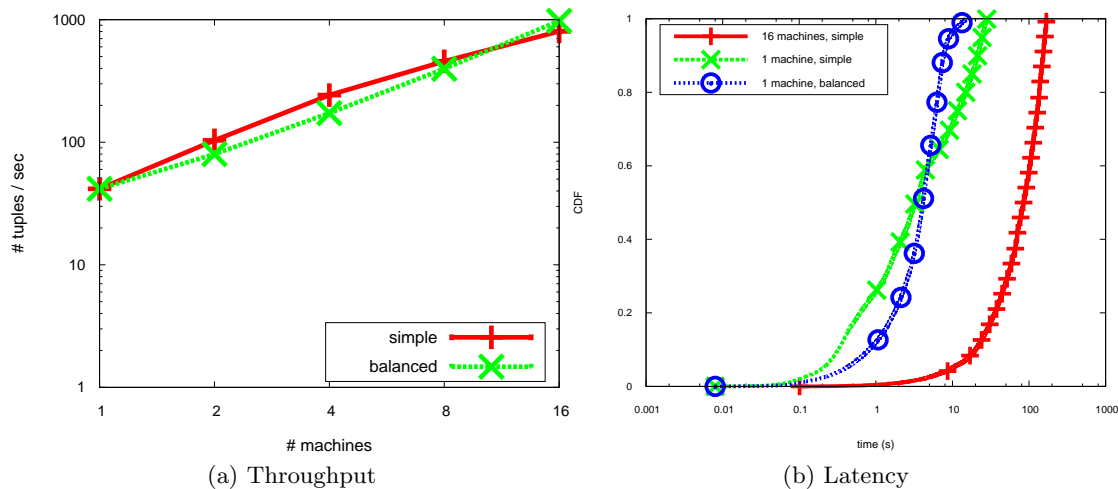


Fig. 10: Workload distribution

worthiness and cloud/client *work ratio*. The last property specifies how much work the cloud and user has to perform in relation to each other: the higher this value, the better it is to move to the cloud. When the cloud is trusted, it is equivalent to running a private infrastructure, thus the remaining concern is policy fine-grainedness. In this setting, [4] explores access control model on top of Aurora query model, while [8] shows how to extend XACML language to support fine-grained policies. Such systems achieve the highest level of fine-grainedness. When the cloud is untrusted, the security must be balanced against the fine-grainedness and work ratio property. CryptDb [18] ensures data confidentiality against the cloud for archival database, but it supports only coarse-grained access control policies. Systems such as [20] employ ABE schemes for more fine-grained policies, but the work ratio is low because the cloud only serves as a data storage and distribution facility.

Streamforce strikes unique balance against all three properties. It considers untrusted cloud (same as in [18]), supports a wide range of policies (with more fine-grainedness than [20,18]), and at the same time achieves high work ratio (the cloud shares a larger proportion of the workload than in other systems).

7 Conclusions and Future Work

In this paper, we have presented a system providing fine-grained access control for stream data over untrusted clouds. Our system — Streamforce — allows the owners to encrypt data before relaying them to the cloud. Encryption ensures both confidentiality against the cloud and access control against dishonest users. Streamforce uses combinations of three encryption schemes: a deterministic scheme, a proxy ABE scheme and a sliding-window scheme. We have showed

how the cloud can enforce access control over ciphertexts by transforming them for authorized user, without learning the plaintexts. In Streamforce, the cloud handles most of the heavy computations, while the users are required to do only simple, inexpensive decryptions. We have implemented Streamforce on top of Esper, and carried out a benchmark study of the system. The security cost is large enough to hinder the system from achieving very high throughputs (as compared to the maximum throughput of Esper). However, we believe the current throughput is sufficient for many real-life applications in which data arrives at low rate. Furthermore, we have showed that employing more servers in the cloud can substantially improve the overall performance.

We believe that our work has put forth the first secure system for outsourcing the enforcement of fine-grained access control for stream data. Streamforce occupies a unique position in the design space, and also opens up a wide avenue for future work. There exists classes of applications that require much higher throughput than currently possible in Streamforce. We acknowledge that more effort is required to satisfy both security and demand for performance. However, Streamforce provides a crucial first step. Our immediate plan is to incorporate our current implementation with Storm [15], which deals with workload distribution and helps automate the scaling of our system. At the current stage, getting the data into Streamforce is the main bottleneck: each ciphertext is over $100KB$ in size. We are exploring techniques to reduce the ciphertext sizes and to improve the (incoming) data throughput.

Although Streamforce supports a wide range of policies, this range can still be improved. As stated in [6], policies involving more complex functions such as granularity and similarity policies are useful in many applications. Supporting these functions over ciphertext requires more powerful homomorphic encryptions, such as [11]. However, one must be careful to strike the balance between security and performance. Our current encryption schemes do not support revocation, nor do they support negative and hidden attributes. In particular, hidden attributes are necessary when the owner wishes to hide more information from the cloud. We plan to explore if and how existing proposals for these features [3,17,16] can be implemented in our system. Furthermore, we would like to relax the current adversary model which is semi-honest. A malicious adversary may compromise data integrity, skip computation or compute using stale data. We believe that detecting and recovering from these attacks are important for outsourced database systems, but they may come at heavy cost of performance. Finally, in Streamforce we have assumed that owners know which data to share and under which policies. In reality, these decisions are not easy to make. Differential privacy [10] can be used to reason about which data to share, while recommendation techniques [5] can help determining the appropriate policies.

References

1. Key-policy attribute-based encryption scheme implementation. <http://www.cnsr.ictas.vt.edu/resources.html>.

2. D.J. Abadi, D. Carney, U. Cetintemel, M. Cherniack, C. Convey, S. Lee, M. Stonebraker, N. Tatbul, and S. Zdonik. Aurora: a new model and architecture for data stream management. *VLDB Journal*, 12(2), 2003.
3. N. Attrapadung. Revocation scheme for attribute-based encryption. RCIS Workshop, 2008.
4. B. Carminati, E. Ferrari, J. Cao, and K. L. Tan. A framework to enforce access control over data streams. *ACM ToIS*, 2010.
5. G. P. Cheek and M. Shehab. Policy-by-example for online social networks. In *SACMAT*, 2012.
6. T. T. A. Dinh and A. Datta. The blind enforcer: on fine-grained access control enforcement on untrusted clouds. *DEB*, 2013.
7. T. T. A. Dinh and A. Datta. Streamforce: outsourcing access control enforcement of stream data to untrusted clouds. <http://arxiv.org/abs/1305.6146>, 2013.
8. T. T. A. Dinh, W. Wengiang, and A. Datta. City on the sky: extending xacml for flexible, secure data sharing on the cloud. *Journal of Grid Computing*, 10(1), 2012.
9. T.T.A Dinh and A. Datta. Streamforce - access control enforcement on the cloud. <https://code.google.com/p/streamforce>.
10. C. Dwork. Differential privacy. In *ICALP*, 2006.
11. C. Gentry. Fully homomorphic encryption using ideal lattices. In *SOTC*, 2009.
12. V. Goyal, O. Pandey, A. Sahai, and B. Waters. Attribute-based encryption for fine-grained access control of encrypted data. In *CCS'06*, 2006.
13. M. Green, S. Hohenberger, and B. Waters. Outsourcing the decryption of abe ciphertexts. In *USENIX Security*, 2011.
14. M. Kallahalla, E. Riedel, R. Swaminathan, Q. Wang, and K. Fu. Plutus: scalable secure file sharing on untrusted storage. In *FAST*, pages 29–42, 2003.
15. H. Lim, Y. Han, and S. Babu. How to fit when no one size fits. In *CIDR*, 2013.
16. Y. Lu. Privacy-preserving logarithmic-time search on encrypted data in cloud. In *NDSS*, 2013.
17. R. Ostrovsky, A. Sahai, and B. Waters. Attribute-based encryption with non-monotonic access structures. In *CCS'07*, 2007.
18. R. A. Popa, N. Zeldovich, and H. Balakrishnan. Cryptdb: a practical encrypted relational dbms. Technical Report MIT-CSAIL-TR-2011-005, CSAIL, MIT, 2011.
19. E. Shi, T. H. Chan, E. R. FxPal, R. Chow, and D. Song. Privacy-preserving aggregation of time-series data. In *NDSS*, 2011.
20. S. Yu, C. Wang, K. Ren, and W. Lou. Achieving secure, scalable and fine-grained data access control in cloud computing. In *INFOCOM*, 2010.