

The Kapitza-Dirac effect in the relativistic regime

Sven Ahrens,¹ Heiko Bauke,^{1,*} Christoph H. Keitel,¹ and Carsten Müller^{1,2,†}

¹Max-Planck-Institut für Kernphysik, Saupfercheckweg 1, 69117 Heidelberg, Germany

²Institut für Theoretische Physik I, Heinrich-Heine-Universität Düsseldorf, Universitätsstraße 1, 40225 Düsseldorf, Germany

(Dated: December 3, 2024)

A relativistic description of the Kapitza-Dirac effect in the so-called Bragg regime with two and three interacting photons is presented by investigating both numerical and perturbative solutions of the Dirac equation in momentum space. We demonstrate that spin-flips can be observed in the two-photon and the three-photon Kapitza-Dirac effect for certain parameters. During the interaction with the laser field the electron's spin is rotated and we give explicit expressions for the rotation axis and the rotation angle. The off-resonant Kapitza-Dirac effect, that is when the Bragg condition is not exactly fulfilled, is described by a generalized Rabi theory. We also analyze the in-field quantum dynamics as obtained from the numerical solution of the Dirac equation.

PACS numbers: 03.65.Pm, 42.50.Ct, 42.55.Vc, 03.75.-b

1. Introduction

The diffraction of electrons at a standing wave of light is referred to as the Kapitza-Dirac effect [1, 2]. It is the counterpart process of the usual diffraction of light at a material grating. The observation of the Kapitza-Dirac effect seemed to be feasible with the advent of the laser [3, 4] but its experimental realization has been refuted shortly after the claim of detection [5–7]. The first observation of the Kapitza-Dirac effect in the so-called Bragg regime was achieved by employing atoms [8, 9] in 1986 [10] and two years later in the so-called diffraction regime [11]. The realization of the Kapitza-Dirac effect with electrons was achieved in 1988 [12] in the diffraction regime. The scattering of electrons in the Bragg regime has been demonstrated in a precise and sophisticated experimental setup in 2001 [13, 14]. Among all experiments this comes closest to the diffraction process as proposed originally by Kapitza and Dirac [1].

The latter experiment has been performed at nonrelativistic laser intensities with a laser field parameter [15] $\xi_0 = eE_0/(mc\omega) = 5 \cdot 10^{-6}$ (with $-e$ denoting the electron's charge and m its mass, laser electric field amplitude E_0 and angular frequency ω , and the speed of light c), with nonrelativistic electron momenta $|p| = 0.04mc$, and at nonrelativistic photon energies $\mathcal{E} = 5 \cdot 10^{-6} mc^2$, raising the question [13] how the Kapitza-Dirac effect might be modified in the relativistic regime. Higher intensities [16–18] and shorter wavelengths [19–21] are indeed available nowadays, demanding for a relativistic theory of Kapitza-Dirac scattering within the framework of the Dirac theory which also accounts for the electron's spin degree of freedom. Beside considerations of the Kapitza-Dirac effect with adiabatic pulse turn on [22], two electrons [23, 24], perturbative solutions [25–28], relativistic investigations have been carried out in [29, 30] based on the Klein-Gordon equation and therefore neglecting the spin. Freimund and Batelaan raised the question, whether the electron spin is affected in

the Kapitza-Dirac effect, but found a vanishing small spin-flip probability in the investigated parameter regime by simulating the Bargmann-Michel-Telegdi equations [31]. Another derivation which has been carried out by Rosenberg [32] solved the Pauli equation perturbatively in a second quantized field in the diffraction regime and found only tiny spin effects, too. The impact of the electron's spin has also been investigated with respect to free-electron motion [33], bound-electron dynamics [34], atomic photoionization [35], and Compton and Mott [36] scattering in strong plane-wave laser fields. In addition collapse and revival spin dynamics has been put forward in strongly laser driven electrons [37] and notable spin signatures have been found in laser induced ionization [38]. Our recent publication on the Kapitza-Dirac effect [39] solves the Dirac equation numerically and perturbatively in the Bragg regime and demonstrates pronounced spin dynamics in the Kapitza-Dirac effect involving three photons. In the present paper, we elaborate our theory in detail and discuss the possibility of spin dynamics for Kapitza-Dirac scattering with only two interacting photons.

This article is organized as follows. In section 2, we specify the Bragg and the diffraction regime and characterize the interaction in the Bragg regime employing a classical picture. The quantum equations of motions (namely the Pauli- and Dirac equation) are considered in section 3 where it is shown that for the setup of the Kapitza-Dirac effect they take a particular simple form in momentum space. Based on these equations, we study the Kapitza-Dirac effect with two interacting photons in section 4 numerically and analytically and demonstrate the occurrence of spin-flips at relativistic electron momenta. We show, that the diffraction probability is independent of the spin orientation of the incident electron beam. The spin orientation of the diffracted electrons is rotated as a result of the interaction with the laser field. We also discuss the resonance peak structure of the diffraction with a generalized Rabi theory. In section 5, we investigate the Kapitza-Dirac effect with three interacting photons in close analogy to the two-photon case. We analyze the in-field quantum dynamics of the Kapitza-Dirac effect and we discuss the tilt of the axis, about which the electron spin is rotated.

* heiko.bauke@mpi-hd.mpg.de

† mueller@tp1.uni-duesseldorf.de

2. Semi-classical considerations

Depending on the parameters of the laser and the incident electron, the scattering dynamics of the Kapitza-Dirac effect happens in different regimes. Phenomenologically one refers to the Bragg regime if the electron is scattered into a single diffraction order and one refers to the diffraction regime if many diffraction orders can be reached. Employing an argument based on the time-energy uncertainty relation [14, 40] one can show that if the interaction time of the electron with the laser is short, the electron is diffracted into several diffraction orders. Long interaction times, however, permit dynamics in the Bragg regime [25]. In the Bragg regime the electron can be diffracted only if it fulfills the classical energy- and momentum-conservation. This article focuses on the Kapitza-Dirac effect in the Bragg regime.

The electron either absorbs or emits photons from or into the counter-propagating laser beams. We denote the number of absorbed photons from the left (right) travelling laser beam with n_l (n_r). Negative values of n_l or n_r correspond to photon emission of the electron into the left or the right laser beam. Following this notion, classical momentum conservation requires

$$\mathbf{p}_{\text{out}} = \mathbf{p}_{\text{in}} + n_r \mathbf{k} - n_l \mathbf{k}. \quad (1)$$

Note that, Gaussian units are used in this article and we set $\hbar = 1$. Furthermore, energy conservation implies

$$\mathcal{E}(\mathbf{p}_{\text{out}}) = \mathcal{E}(\mathbf{p}_{\text{in}}) + n_r ck + n_l ck, \quad (2)$$

with \mathbf{p}_{in} and \mathbf{p}_{out} denoting the electron's momentum before and after interaction with the laser, the electron's kinetic energy $\mathcal{E}(\mathbf{p})$, and the photon momentum \mathbf{k} . For convenience, we separate electron's momentum in components in laser propagation direction p_k , laser polarization direction p_E and the direction of the laser magnetic field p_B (see Fig. 1). Applying the nonrelativistic energy-momentum relation

$$\mathcal{E}^{\text{nr}}(\mathbf{p}) = \frac{\mathbf{p}^2}{2m}, \quad (3)$$

the solution of Eq. (2) with respect to $p_{k,\text{in}}$ yields

$$p_{k,\text{in}}^{\text{nr}} = -\frac{n_r - n_l}{2}k + \frac{n_r + n_l}{n_r - n_l}mc, \quad (4)$$

whereas Eq. (2) with the relativistic energy-momentum relation

$$\mathcal{E}^{\text{r}}(\mathbf{p}) = \sqrt{m^2 c^4 + c^2 \mathbf{p}^2} \quad (5)$$

yields

$$p_{k,\text{in}}^{\text{r}} = -\frac{n_r - n_l}{2}k + \frac{n_r - n_l}{|n_r - n_l|} \frac{n_r + n_l}{2} \sqrt{k^2 - \frac{m^2 c^2 + (p_{B,\text{in}}^{\text{r}})^2 + (p_{E,\text{in}}^{\text{r}})^2}{n_r n_l}}. \quad (6)$$

Note, that the solution (6) is real-valued and finite only if n_r and n_l are non-zero and have opposite signs. This means that

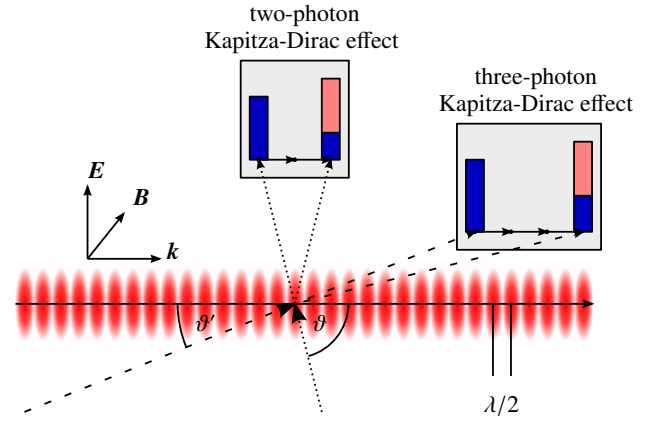


Figure 1: (Color online.) Setup of the two-photon and the three-photon Kapitza-Dirac effect. If the electron is diffracted, it may pick up two photon momenta or three photon momenta, respectively, from the laser field. Directions of the electron beams are indicated by dotted lines (two-photon Kapitza-Dirac effect) and dashed lines (three-photon Kapitza-Dirac effect). The gray panels emblemize screens, which display the intensity of the scattered and unscattered electron beam (colored bars), depending on the electron momentum in laser propagation direction. In both Kapitza-Dirac effects spin-flips may occur, indicated by the light red bar of the diffraction pattern as compared to the dark blue bars of the unflipped electron beam intensity. According to the considerations of sections 2 and 4, the electron enters the laser almost perpendicular to the laser's propagation direction for the two-photon Kapitza-Dirac effect with spin-flip dynamics, implying $\vartheta \approx 90^\circ$. For the three-photon Kapitza-Dirac effect, however, the energy-momentum conservation constraint (6) results in relativistic momenta of the electron in laser propagation direction such that typically $\vartheta' \ll 90^\circ$.

the Kapitza-Dirac effect in the Bragg regime requires that at least one photon is absorbed from one laser beam and at least one photon is emitted into the counterpropagating laser beam. For $n_r + n_l = 0$ the electron's energy (2) is conserved and, therefore, the scattering is elastic, otherwise it is inelastic.

Equation (4) as well as Eq. (6) yield $p_{k,\text{out}}^{\text{nr/r}} = -p_{k,\text{in}}^{\text{nr/r}}$ for elastic electron scattering corresponding to "The reflection of electrons from standing light waves" as it has been proposed by Kapitza and Dirac [1]. Energy-momentum conservation can be illustrated in an energy-momentum diagram as shown in Fig. 2a for the elastic two-photon Kapitza-Dirac effect.

In the case of the three-photon Kapitza-Dirac effect, two laser photons are absorbed ($n_r = 2$) and one is emitted ($n_l = -1$). The energy-momentum diagram of this process is sketched in Fig. 2b. For such an inelastic process, energy is transferred from the laser field to the electron. This energy transfer is indicated by a dashed line in Fig. 2b. Approaching the limit $k \rightarrow 0$, the dashed line in Fig. 2b is shifted downwards while preserving its slope until it becomes a tangent of the energy hyperbola (5). Consequently, energy-momentum conservation requires a non-vanishing initial momentum of the electron in laser propagation direction even for small photon momenta. Furthermore, energy conservation (2) enforces at least one of the momenta k , p_k , p_E , or p_B to be relativistic, i. e., of the order of or larger than mc . Consequently, no non-

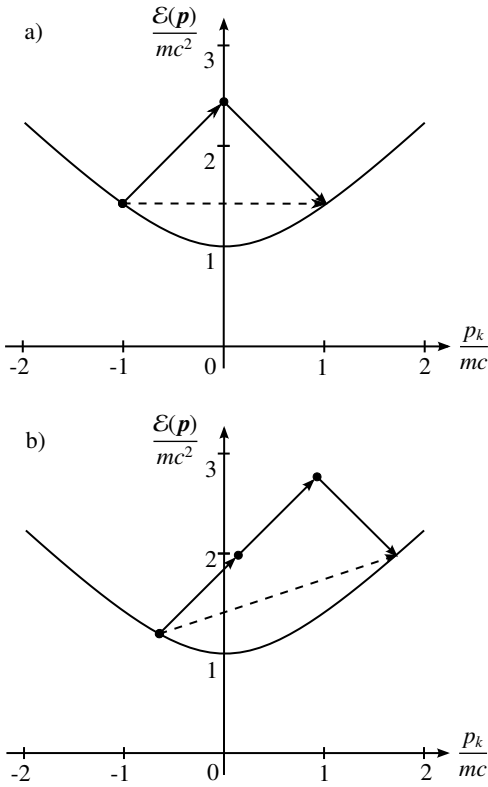


Figure 2: Sketch of the energy- and momentum conservation in the Kapitza-Dirac effect. The electron must reside on its relativistic energy-momentum relation (5) (solid hyperbola) before as well as after the interaction and the laser can only transfer energy and momentum quanta, which fulfill $\Delta\mathcal{E} = ck$ (diagonal arrows). In the two-photon Kapitza-Dirac effect (part a), one photon is absorbed and one photon is emitted, whereas in the three-photon Kapitza-Dirac effect (part b) two photons are absorbed and one photon is emitted. In the latter process the energy of the electron changes during diffraction as indicated by the nonhorizontal dashed line.

relativistic limit of (6) exists in this case. For example, the momenta (4) and (6) do not converge even for small laser photon momenta k . Rather we find with $n_r = 2$ and $n_l = -1$ the differing limiting values

$$\lim_{k \rightarrow 0} p_{k,\text{in}}^{\text{nr}} = \frac{mc}{3} \quad (7a)$$

and

$$\lim_{k \rightarrow 0} p_{k,\text{in}}^{\text{r}} = \sqrt{\frac{m^2 c^2 + p_E^2 + p_B^2}{8}}. \quad (7b)$$

For $p_{k,\text{in}}^{\text{r}}$ to be small compared to mc the number of interacting photons has to go to infinity such that $|n_r - n_l| \gg 1$ and $|n_r + n_l| \approx 1$. In this case the slope of the energy-momentum transfer (dashed lines in Fig. 2) goes to zero. Therefore, the touching point of the corresponding tangent that results in the limit $k \rightarrow 0$ lies at small electron momenta in laser propagation direction for Kapitza-Dirac scattering with a high number of interacting photons.

3. Quantum dynamics in momentum space

In order to study spin effects and the quantum dynamics of the two-photon and the three-photon Kapitza-Dirac effect in a relativistic setting we will solve the time-dependent Dirac equation. For two-photon interactions we will also utilize the nonrelativistic Pauli equation given that relativistic parameters are not mandatory in this case. As we will show in this section, the Pauli equation and the Dirac equation for the setup of the Kapitza-Dirac effect can be reduced to a system of ordinary differential equations by transforming them into momentum space

3.1. Laser setup

For the Kapitza-Dirac effect we consider two counterpropagating linearly polarized lasers of equal intensity and angular frequency ω . The vector potential of this laser setup is given by

$$\mathbf{A}(\mathbf{x}, t) = \hat{\mathbf{A}}(t) \cos(\mathbf{k} \cdot \mathbf{x}) \sin(\omega t), \quad (8)$$

where we have introduced the temporal envelope function

$$\hat{\mathbf{A}}(t) = \hat{\mathbf{A}}_{\text{max}} \cdot \begin{cases} \sin^2 \frac{\pi t}{2\Delta T} & \text{if } 0 \leq t \leq \Delta T, \\ 1 & \text{if } \Delta T \leq t \leq T - \Delta T, \\ \sin^2 \frac{\pi(T-t)}{2\Delta T} & \text{if } T - \Delta T \leq t \leq T, \\ 0 & \text{else,} \end{cases} \quad (9)$$

which allows for a smooth turn-on and turn-off of the laser field. The variables T and ΔT denote the total interaction time and the time of turn-on and turn-off. After turn-on and before turn-off, the electric and magnetic amplitudes of the oscillating electromagnetic fields are given by

$$\hat{\mathbf{E}} = k \hat{\mathbf{A}}_{\text{max}}, \quad (10)$$

$$\hat{\mathbf{B}} = -\mathbf{k} \times \hat{\mathbf{A}}_{\text{max}}. \quad (11)$$

For convenience, we will choose our coordinate system such that the orthogonal vectors \mathbf{k} , $\hat{\mathbf{B}}$, and $\hat{\mathbf{E}}$ point along the x , y , and z direction. In the following all vector quantities will be projected in the directions of \mathbf{k} , $\hat{\mathbf{E}}$, and $\hat{\mathbf{B}}$ as indicated by the indices k , E , and B , respectively. For simplicity, we omit the index E for the vector potential, because the vector potential always points in the electric field direction, that is $\hat{\mathbf{A}}(t) = \hat{\mathbf{A}}_E(t)$.

3.2. The Pauli equation

The Pauli equation that governs the quantum motion of a spin-half particle of mass m and charge q is given by

$$i\dot{\psi}(\mathbf{x}, t) = \frac{1}{2m} \left(-i\nabla - \frac{q}{c} \mathbf{A}(\mathbf{x}, t) \right)^2 \psi(\mathbf{x}, t) - \frac{q}{2mc} \boldsymbol{\sigma} \cdot \mathbf{B}(\mathbf{x}, t) \psi(\mathbf{x}, t) \quad (12)$$

with the Pauli matrices $\boldsymbol{\sigma} = (\sigma_1, \sigma_2, \sigma_3)^\top = (\sigma_k, \sigma_B, \sigma_E)^\top$ and $\mathbf{B}(\mathbf{x}, t) = \nabla \times \mathbf{A}(\mathbf{x}, t)$. Taking advantage of the sinusoidal spatial periodicity of the vector potential $\mathbf{A}(\mathbf{x}, t)$, we expand the wavefunction

$$\psi(\mathbf{x}, t) = \sum_{n, \zeta} c_n^\zeta(t) \psi_n^\zeta(\mathbf{x}) \quad (13)$$

into momentum eigenfunctions of the free Pauli Hamiltonian

$$\psi_n^\zeta(\mathbf{x}) = \sqrt{\frac{k}{2\pi}} \chi^\zeta e^{i\mathbf{p}_n \cdot \mathbf{x}} \quad (14)$$

with $\zeta \in \{\uparrow, \downarrow\}$, the two spinor basis functions

$$\chi^\uparrow = \begin{pmatrix} 1 \\ 0 \end{pmatrix}, \quad \chi^\downarrow = \begin{pmatrix} 0 \\ 1 \end{pmatrix}, \quad (15)$$

and the momentum $\mathbf{p}_n = \mathbf{p} + n\mathbf{k}$. Inserting the ansatz (13) into the Pauli equation (12) and projecting onto the basis elements (14) from the left-hand side yields the Pauli equation in momentum space

$$\begin{aligned} i\dot{c}_n(t) = & \frac{(\mathbf{p} + n\mathbf{k})^2}{2m} c_n(t) + \frac{q^2 \hat{A}(t)^2}{8mc^2} \sin^2(\omega t) [c_{n-2}(t) + 2c_n(t) + c_{n+2}(t)] \\ & - \frac{q \sin(\omega t)}{4mc} \sum_{\delta n \in \{1, -1\}} \left[2\hat{A}(t) p_E \mathbb{1} - i\delta n \hat{\mathbf{k}} \times \hat{\mathbf{A}}(t) \sigma_B \right] c_{n+\delta n}(t), \end{aligned} \quad (16)$$

where the vectors $c_n(t) = (c_n^\uparrow(t), c_n^\downarrow(t))^\top$ and the 2×2 identity matrix $\mathbb{1}$ have been introduced.

3.3. The Dirac equation

The Dirac equation is a relativistic generalization of the non-relativistic Pauli equation. It is given by

$$i\psi(\mathbf{x}, t) = c\boldsymbol{\alpha} \cdot \left(-i\nabla - \frac{q}{c} \mathbf{A}(\mathbf{x}, t) \right) \psi(\mathbf{x}, t) + mc^2 \beta \psi(\mathbf{x}, t) \quad (17)$$

with $\boldsymbol{\alpha} = (\alpha_1, \alpha_2, \alpha_3)^\top$ and β denoting the Dirac matrices [41]. We transform the Dirac equation (17) into momentum space in close analogy to the momentum space transformation of the Pauli equation (16). For this purpose, the basis elements (14) of the wavefunction (13) are replaced by

$$\psi_n^\gamma(\mathbf{x}) = \sqrt{\frac{k}{2\pi}} u_n^\gamma e^{i\mathbf{p}_n \cdot \mathbf{x}}. \quad (18)$$

The bi-spinors u_n^γ with $\gamma \in \{+, \uparrow, -, \downarrow, +, \downarrow, -\}$ are explicitly given by

$$u_n^{+\zeta} = \sqrt{\frac{\mathcal{E}_n + mc^2}{2\mathcal{E}_n}} \begin{pmatrix} \chi^\zeta \\ \frac{\boldsymbol{\sigma} \cdot c\mathbf{p}_n}{\mathcal{E}_n + mc^2} \chi^\zeta \end{pmatrix} \quad (19a)$$

and

$$u_n^{-\zeta} = \sqrt{\frac{\mathcal{E}_n + mc^2}{2\mathcal{E}_n}} \begin{pmatrix} -\frac{\boldsymbol{\sigma} \cdot c\mathbf{p}_n}{\mathcal{E}_n + mc^2} \chi^\zeta \\ \chi^\zeta \end{pmatrix}. \quad (19b)$$

The basis functions $\psi_n^{\pm\zeta}(\mathbf{x})$ are simultaneous eigenfunctions of the free time-independent Dirac equation with energy eigenvalue $\pm\mathcal{E}_n$ defined as

$$\mathcal{E}_n = \sqrt{mc^2 + c^2 \mathbf{p}_n^2} \quad (20)$$

and eigenfunctions of the momentum operator with momentum eigenvalue \mathbf{p}_n . Furthermore, $\psi_n^{\pm\uparrow}(\mathbf{x})$ and $\psi_n^{\pm\downarrow}(\mathbf{x})$ are eigenfunctions of the Foldy-Wouthuysen spin operator along the $\hat{\mathbf{E}}$ direction with eigenvalues $1/2$ and $-1/2$ [42–45].

Inserting the ansatz (13) with the basis elements (19) in the Dirac equation (12) and projecting with these from the left-hand side yields the Dirac equation in momentum space

$$i\dot{c}_n(t) = \mathcal{E}_n \beta c_n(t) - \frac{q \sin(\omega t)}{2} (L_{n, n-1} c_{n-1}(t) + L_{n, n+1} c_{n+1}(t)), \quad (21)$$

with the vectors

$$c_n(t) = (c_n^{+\uparrow}(t), c_n^{+\downarrow}(t), c_n^{-\uparrow}(t), c_n^{-\downarrow}(t))^\top \quad (22)$$

and the coupling matrices $L_{n, n'}$ whose elements are defined as

$$L_{n, n'}^{\gamma, \gamma'} = u_n^{\gamma \dagger} (\boldsymbol{\alpha} \cdot \hat{\mathbf{A}}(t)) u_{n'}^{\gamma'}. \quad (23)$$

3.4. Numerical procedure

The absolute square values of the expansion coefficients $c_n^\zeta(t)$ in (13) represent the probability of finding the electron in a particular free-particle quantum state. The state that is represented by $c_n^\zeta(t)$ has definite spin that is encoded in the index ζ and also has a definite momentum $\mathbf{p}_n = \mathbf{p} + n\mathbf{k}$. Thus, the index n counts the number of laser photon momenta relative to the reference momentum \mathbf{p} . For convenience, we use the term ‘‘mode n ’’ for these different electron momenta.

In numerical simulations, we start from an initial quantum state with definite momentum \mathbf{p} and spin-up polarization. This means

$$c_n^\gamma(0) = \begin{cases} 1 & \text{if } n = 0 \text{ and } \gamma = +\uparrow \text{ or } \gamma = \uparrow, \\ 0 & \text{else.} \end{cases} \quad (24)$$

The case $\gamma = +\uparrow$ applies for the Dirac equation, while $\gamma = \uparrow$ is for the Pauli equation. The initial electron momentum \mathbf{p} , the laser intensity and the laser frequency are chosen to meet the nonrelativistic Bragg condition (4) or its relativistic generalization (6) depending on whether the Pauli equation or the Dirac equation is solved numerically. The numerical solution of the differential Eqs. (16) and (21) is obtained by employing a Crank-Nicholson scheme [46]. Equations (16) and (21) couple an infinite number of modes. In numerical simulations, however, these systems are truncated to a finite number of modes, $-n_{\max} \leq n \leq n_{\max}$ with n_{\max} large enough such that physical results are independent of n_{\max} . The number of included modes depends on the laser parameters and ranges typically from one dozen to several dozens. The duration of turn-on and turn-off phases ΔT is ten laser periods for all

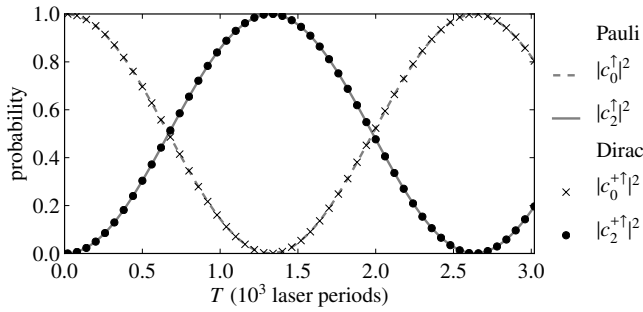


Figure 3: Occupation probabilities as a function of the total interaction time T for the two-photon Kapitza-Dirac effect calculated by employing the Dirac equation (crosses and dots) (21) and the Pauli equation (16) (solid and dashed lines). The electron enters the laser field with a momentum component of $p_E = -12.5 \text{ keV}/c = 2.4 \cdot 10^{-2} mc$ along the laser electric field direction and interacts with the standing laser field of peak intensity $5 \cdot 10^{21} \text{ W/cm}^2$ (corresponding to $e\hat{A}_{\text{max}} = 8.6 \cdot 10^{-3} mc^2$) for each laser beam and a photon energy of 12.5 keV (corresponding to a laser wave length of $\lambda = 0.1 \text{ nm}$). The probability that the electron is diffracted from mode 0 to mode 2 oscillates in Rabi cycles as a function of the total interaction time T . The laser field is modulated via the envelope function (9) with a turn-on-off time of ten laser periods.

simulations presented in this article unless another turn-on-off time is indicated.

Note that our approach to solve the Dirac equation is tailored for interactions with monochromatic laser fields. More general approaches include solving the Dirac equation via a Fourier transform split-operator method [47], in particular by employing geometric algebra [48] and by making use of a graphics processing unit [49]. Other methods employ spherical harmonics as basis functions and Runge-Kutta integration [50] or are based on the method of characteristics [51].

4. Two-photon Kapitza-Dirac effect

4.1. Numerical results

In the electron scattering dynamics as described by Kapitza and Dirac [1] one photon is absorbed from the laser field and one is emitted into the laser field, $n_r = 1$ and $n_l = -1$ in our notation. For realizing this effect the parameters of the laser as well as of the incident electron have to be chosen such that the quantum dynamics is in the Bragg regime [40]. For $n_r + n_l = 0$ the nonrelativistic Bragg condition (4) as well as the relativistic Bragg condition (6) require that the electron enters the laser beam with $p_k = -k$. For the numerical simulations shown in Fig. 3 we choose $\mathbf{p} = -k\mathbf{e}_k + k\mathbf{e}_E$ with $k = 2.4 \cdot 10^{-2} mc$ and $e\hat{A}_{\text{max}} = 8.6 \cdot 10^{-3} mc^2$.

Figure 3 shows the quantum state after turn-off of the laser for the two-photon Kapitza-Dirac effect for different total interaction times T as calculated by solving the Dirac and the Pauli equation numerically. As all parameters are in the nonrelativistic regime the Dirac equation and the Pauli equation give

qualitatively and quantitatively the same results. The quantum dynamics exhibits the well-known Rabi oscillations of the diffraction probability [40] from mode 0 with momentum $\mathbf{p} = -k\mathbf{e}_k + k\mathbf{e}_E$ to mode 2 with momentum $\mathbf{p} = +k\mathbf{e}_k + k\mathbf{e}_E$, in the form

$$|c_0^{+\uparrow}(T)|^2 = \cos^2\left(\frac{\Omega_R T}{2}\right), \quad (25a)$$

$$|c_2^{+\uparrow}(T)|^2 = \sin^2\left(\frac{\Omega_R T}{2}\right). \quad (25b)$$

Here, Ω_R denotes the Rabi frequency. The occupation probability of all other modes is vanishingly small, in particular, $|c_2^{+\downarrow}(T)|^2 < 10^{-6}$. This means no spin-flip occurs during two-photon Kapitza-Dirac scattering. From a naive point of view the vanishing spin-flip probability might be surprising, because one might expect a precession of the electron spin in the magnetic field of the external laser field. The question of electron spin precession has already been investigated based on nonrelativistic classical equations of motion [31] but no significant spin effects could be found. In section 4.4, however, we will show that spin-flips are possible in the two-photon Kapitza-Dirac effect for certain relativistic parameter settings.

4.2. Perturbation theory

In the following we will complement our numerical findings with analytical results obtained via time-dependent perturbation theory. Time-dependent perturbation theory for the Dirac equation (21) will allow us to calculate analytical expressions for the Rabi frequency and to derive conditions that permit spin-flip dynamics in the two-photon Kapitza-Dirac effect. The perturbative solution also allows for deduction of a rotation of the electron spin during diffraction. As the initial condition is given by (24) and the electron momentum is changed by two photon momenta our aim is to approximate the time evolution operator $U_{2,0}(t, 0)$ that maps $c_0(0)$ to $c_2(t)$, viz.

$$c_2(t) = U_{2,0}(t, 0)c_0(0). \quad (26)$$

Since the Dirac equation (21) couples next neighboring modes only, the lowest non-vanishing contribution to $U_{2,0}(t, 0)$ is of second order in time-dependent perturbation theory. The general second order propagator for a time-dependent Hamiltonian $H(t)$ reads [52]

$$U_{\text{nd}}(t, 0) = \frac{1}{i^2} \int_0^t dt_2 \int_0^{t_2} dt_1 U_0(t, t_2) V(t_2) U_0(t_2, t_1) V(t_1) U_0(t_1, 0). \quad (27)$$

The symbol $U_0(t, 0)$ denotes the free propagator $U_0(t, 0) = e^{-iH_0 t}$, with the time-independent field-free Hamiltonian

$$H_0 = \begin{pmatrix} \ddots & & & & \\ & H_{0;1,1} & & & \\ & & H_{0;0,0} & & \\ & & & H_{0;-1,-1} & \\ & & & & \ddots \end{pmatrix} \quad (28)$$

with $H_{0;a,b} = \mathcal{E}_a \beta \delta_{a,b}$ and the time-dependent interaction Hamiltonian $V(t) = H(t) - H_0$. For the Dirac equation in momentum space (21), the free propagator reads explicitly

$$U_{0;a,b}(t, 0) = e^{-i\mathcal{E}_a \beta t} \delta_{a,b} = \begin{pmatrix} \exp(-i\mathcal{E}_a t) \mathbb{1} & 0 \\ 0 & \exp(i\mathcal{E}_a t) \mathbb{1} \end{pmatrix} \delta_{a,b}. \quad (29)$$

The corresponding interaction Hamiltonian reads

$$V_{a,b}(t) = -\frac{q \sin(\omega t)}{2} (L_{a,a-1} \delta_{a,b+1} + L_{a,a+1} \delta_{a,b-1}). \quad (30)$$

Inserting these expressions into (27) yields

$$U_{\text{nd};2,0}(t, 0) = -\int_0^t dt_2 \int_0^{t_2} dt_1 e^{-i\mathcal{E}_2 \beta(t-t_2)} \frac{q \sin(\omega t_2)}{2} L_{2,1} \cdot e^{-i\mathcal{E}_1 \beta(t_2-t_1)} \frac{q \sin(\omega t_1)}{2} L_{1,0} e^{-i\mathcal{E}_0 \beta t_1}. \quad (31)$$

$$U_{\text{nd};2,0}^{++}(t, 0) = -\frac{q^2}{4} L_{2,1}^{++} L_{1,0}^{++} \int_0^t dt_2 \int_0^{t_2} dt_1 \sin(\omega t_2) \sin(\omega t_1) v^+(t, t_2, t_1) - \frac{q^2}{4} L_{2,1}^{+-} L_{1,0}^{--} \int_0^t dt_2 \int_0^{t_2} dt_1 \sin(\omega t_2) \sin(\omega t_1) v^-(t, t_2, t_1), \quad (34)$$

where we have introduced the two complex phases

$$v^+(t, t_2, t_1) = \exp \left[-i \left(\mathcal{E}_2 t + \Delta \mathcal{E}_{1,2}^{++} t_2 + \Delta \mathcal{E}_{0,1}^{++} t_1 \right) \right], \quad (35)$$

$$v^-(t, t_2, t_1) = \exp \left[-i \left(\mathcal{E}_2 t + \Delta \mathcal{E}_{1,2}^{+-} t_2 + \Delta \mathcal{E}_{0,1}^{--} t_1 \right) \right]. \quad (36)$$

Here, $\Delta \mathcal{E}_{n,n'}^{ab}$ is an abbreviation for the energy difference $\Delta \mathcal{E}_{n,n'}^{ab} = \text{sign}(a) \mathcal{E}_n - \text{sign}(b) \mathcal{E}_{n'}$, where the signum of the upper indices is $\text{sign}(+) = 1$ and $\text{sign}(-) = -1$. Performing the first integral in (34) we find

$$\begin{aligned} \int_0^t dt_2 \int_0^{t_2} dt_1 \sin(\omega t_2) \sin(\omega t_1) v^+(t, t_2, t_1) = \\ -\frac{1}{4} e^{-i\mathcal{E}_2 t} \int_0^t dt_2 \left[\frac{i}{\Delta \mathcal{E}_{0,1}^{++} + \omega} \left(e^{-i(\Delta \mathcal{E}_{0,2}^{++} + 2\omega)t_2} - e^{-i(\Delta \mathcal{E}_{1,2}^{++} + \omega)t_2} \right) - \frac{i}{\Delta \mathcal{E}_{0,1}^{++} - \omega} \left(e^{-i\Delta \mathcal{E}_{0,2}^{++} t_2} - e^{-i(\Delta \mathcal{E}_{1,2}^{++} + \omega)t_2} \right) \right. \\ \left. - \frac{i}{\Delta \mathcal{E}_{0,1}^{++} + \omega} \left(e^{-i\Delta \mathcal{E}_{0,2}^{++} t_2} - e^{-i(\Delta \mathcal{E}_{1,2}^{++} - \omega)t_2} \right) + \frac{i}{\Delta \mathcal{E}_{0,1}^{++} - \omega} \left(e^{-i(\Delta \mathcal{E}_{0,2}^{++} - 2\omega)t_2} - e^{-i(\Delta \mathcal{E}_{1,2}^{++} - \omega)t_2} \right) \right]. \quad (37) \end{aligned}$$

The integral (37) may show linear or oscillating behavior depending on the laser parameters and the initial electron momentum \mathbf{p} . For transitions from mode 0 to mode 2 the absolute value of the coefficient $c_2(t)$ must grow linearly in t within perturbation theory. The expression (37) and therefore the propagator (34) features terms growing linearly in t if and only if at least one the exponents on the right hand side of (37) is zero. Taking into account $|\Delta \mathcal{E}_{n,n'}^{++}| < |n - n'| \omega$ this leads us to the unique resonance condition $\Delta \mathcal{E}_{0,2}^{++} = 0$ which is equivalent to the classical energy momentum conservation conditions (1) and (2) with $\mathbf{p}_{\text{in}} = \mathbf{p}$ and $n_r = 1$ and $n_l = -1$. The second integral in (34) leads to the same resonance condition. Thus, on resonance the propagator $U_{\text{nd};2,0}^{++}(t, 0)$ reads in leading order

In order to ease notations, it will be useful to split the 4×4 matrices $L_{n,n'}$ and $U_{\text{nd};2,0}(t, 0)$ into blocks of 2×2 matrices, viz.

$$L_{n,n'} = \begin{pmatrix} L_{n,n'}^{++} & L_{n,n'}^{+-} \\ L_{n,n'}^{-+} & L_{n,n'}^{--} \end{pmatrix} \quad \text{with} \quad L_{n,n'}^{ab} = \begin{pmatrix} L_{n,n'}^{a\uparrow,b\uparrow} & L_{n,n'}^{a\uparrow,b\downarrow} \\ L_{n,n'}^{a\downarrow,b\uparrow} & L_{n,n'}^{a\downarrow,b\downarrow} \end{pmatrix} \quad (32)$$

and

$$U_{\text{nd};2,0}(t, 0) = \begin{pmatrix} U_{\text{nd};2,0}^{++}(t, 0) & U_{\text{nd};2,0}^{+-}(t, 0) \\ U_{\text{nd};2,0}^{-+}(t, 0) & U_{\text{nd};2,0}^{--}(t, 0) \end{pmatrix}. \quad (33)$$

Explicit expressions for the matrices $L_{n,n'}^{ab}$ are given in the appendix A. With these definitions the sub-propagator $U_{\text{nd};2,0}^{++}(t, 0)$ in the space of positive energy free particle states reads for times after turn-on phase and before turn-off phase ($\Delta T = 0$ and $0 < t < T$)

in t

$$U_{\text{nd};2,0}^{++}(t, 0) = -\frac{iq^2 t}{16} e^{-i\mathcal{E}_2 t} \left(l^+ L_{2,1}^{++} L_{1,0}^{++} + l^- L_{2,1}^{+-} L_{1,0}^{--} \right) \quad (38)$$

with the coefficients

$$l^+ = \frac{1}{\Delta \mathcal{E}_{0,1}^{++} - \omega} + \frac{1}{\Delta \mathcal{E}_{0,1}^{++} + \omega}, \quad (39a)$$

$$l^- = \frac{1}{\Delta \mathcal{E}_{0,1}^{+-} - \omega} + \frac{1}{\Delta \mathcal{E}_{0,1}^{+-} + \omega}. \quad (39b)$$

4.3. The relativistic Rabi frequency

Employing the explicit form of the matrices $L_{n,n'}^{ab}$ in (A3) and the propagator (38) we calculate the diffraction probability $|c_2^{+\uparrow}(t)|^2 + |c_2^{+\downarrow}(t)|^2$ which equals with $c_n^+(t) = (c_n^{+\uparrow}(t), c_n^{+\downarrow}(t))^T$

$$\begin{aligned} |c_2^{+\uparrow}(t)|^2 + |c_2^{+\downarrow}(t)|^2 &= c_2^+(t)^\dagger c_2^+(t) \\ &= c_2^+(0)^\dagger U_{\text{nd};2,0}^{++}(t, 0)^\dagger U_{\text{nd};2,0}^{++}(t, 0) c_2^+(0). \end{aligned} \quad (40)$$

Expanding $U_{\text{nd};2,0}^{++}(t, 0)$ from Eq. (38) in the momenta k , p_B , and p_E yields

$$\begin{aligned} U_{\text{nd};2,0}^{++}(t, 0) &= -\frac{iq^2 t \hat{A}_{\text{max}}^2}{16 mc^2 m^2 c^2} \left[\left(m^2 c^2 - \frac{p_B^2}{2} - \frac{5p_E^2}{2} \right) \mathbb{1} \right. \\ &\quad \left. + \frac{ikp_B}{2} \sigma_E + \frac{i3kp_E}{2} \sigma_B \right] + \mathcal{O}(k^3, p_E^3, p_B^3). \end{aligned} \quad (41)$$

Taking advantage of the normalization of the initial state, i. e., $|c_0^{+\uparrow}(0)|^2 + |c_0^{+\downarrow}(0)|^2 = 1$, we finally get with (40) and (41)

$$|c_2^{+\uparrow}(t)|^2 + |c_2^{+\downarrow}(t)|^2 = \frac{t^2}{4} \left(\frac{q^2 \hat{E}^2}{8k^2 mc^2} \right)^2 \quad (42)$$

in leading order in k , p_B , and p_E . For times of the order of $8kmc^2/(q^2 \hat{E}^2)$ or larger we leave the domain where our time-dependent perturbation theory is valid. Thus, the result (42) is correct for times much shorter than $8kmc^2/(q^2 \hat{E}^2)$ only. Making the ansatz

$$|c_0^{+\uparrow}(t)|^2 = \cos^2 \left(\frac{\Omega_R t}{2} \right), \quad (43a)$$

$$|c_2^{+\uparrow}(t)|^2 + |c_2^{+\downarrow}(t)|^2 = \sin^2 \left(\frac{\Omega_R t}{2} \right) \quad (43b)$$

for the long-time behavior, expanding this ansatz for short times and comparing it to (42) gives the known Rabi frequency of the two-photon Kapitza Dirac effect [2, 40]

$$\Omega_{R,2} = \frac{q^2 \hat{E}^2}{8k^2 mc^2}. \quad (44)$$

The expression (44) for the Rabi frequency which is based on the expansion (41) is valid only in the nonrelativistic domain. The Rabi frequency for relativistic momenta k , p_B , and p_E can be calculated, however, with the help of computer algebra and numerical methods in a similar fashion as (44) by evaluating (40) and employing the fully relativistic propagator (38). The relativistic Rabi frequency is shown Fig. 4. Generally the relativistic Rabi frequency is lower than the nonrelativistic result (44). For the parameters as applied in the setup of Fig. 3 the theoretical relativistic Rabi frequency is $\Omega_R = 7.241 \cdot 10^{15}$ Hz, while numerically we obtain $\Omega_R = 7.237 \cdot 10^{15}$ Hz which is in a fair agreement with the theoretical prediction.

Let k^* denote an electron momentum and a photon momentum that fulfill the Bragg condition (6). When the Bragg condition (6) is not exactly fulfilled by shifting the photon momentum k from k^* , electrons scatter off-resonantly leading

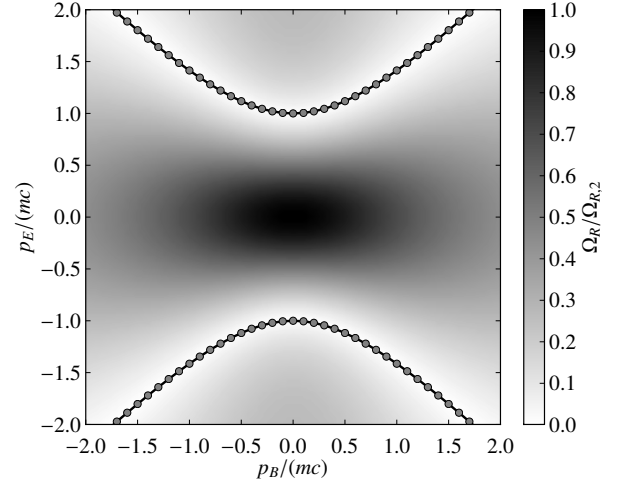


Figure 4: The relativistic Rabi frequency Ω_R of the two-photon Kapitza-Dirac effect normalized to the nonrelativistic Rabi frequency $\Omega_{R,2}$ in Eq. (44). The applied parameters correspond to a photon energy of 12.5 keV. The gray filled circles indicate momenta for which the condition (49) is fulfilled and full spin-flips can be observed. These momenta can be approximated by Eq. (50) (solid black line).

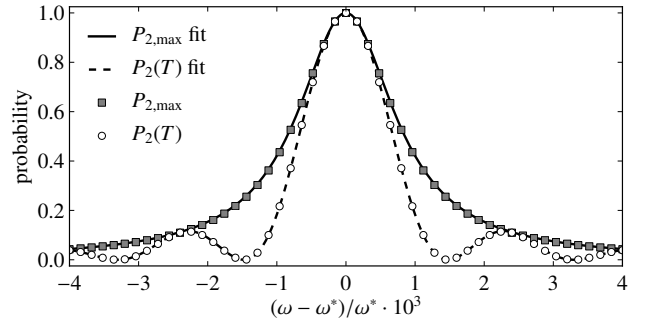


Figure 5: The off-resonant scattering probability $P_2(T) = |c_2^{+\uparrow}(T)|^2 + |c_2^{+\downarrow}(T)|^2$ at time $T = \pi/\Omega_R$ (half a Rabi cycle on resonance) and maximal scattering probability maximized over the total interaction time $P_{2,\text{max}} = \max_{T'} P_2(T')$ as functions of the relative detuning $(\omega - \omega^*)/\omega^*$. Dots and squares represent numerical data while lines are obtained via a fit to (45) and (46) yielding $b = 29.2$ for the fitting parameter.

to a modification of the Rabi frequency and a reduction of the maximal scattering probability. In the resonant two-photon Kapitza-Dirac effect only modes 0 and 2 are populated. Thus, the quantum system behaves similarly to an effective two-level system. This leads us to the off-resonant generalization

$$|c_2^{+\uparrow}(T)|^2 + |c_2^{+\downarrow}(T)|^2 = \frac{\Omega_R^2}{\Omega^2} \sin^2 \left(\frac{\Omega T}{2} \right) \quad (45)$$

of (25b) with the off-resonant Rabi frequency [53]

$$\Omega = \sqrt{\Omega_R^2 + \frac{(\omega - \omega^*)^2}{b^2}}, \quad (46)$$

$\omega = kc$, $\omega^* = k^*c$, and the parameter b that accounts for the fact that the two-photon Kapitza-Dirac effect is not a pure two-level system. Numerical simulations indicate that the parameter b varies with the laser frequency and the electron momentum and has the value $b = 29.2$ for $p_B = 0$ and $p_E = 1.00012mc$ and $e\hat{A}_{\max} = 8.6 \cdot 10^{-3}mc^2$. The off-resonant scattering probability $P_2(T) = |c_2^{+\uparrow}(T)|^2 + |c_2^{+\downarrow}(T)|^2$ at time $T = \pi/\Omega_R$ (half a Rabi cycle on resonance) and maximal scattering probability maximized over the total interaction time $P_{2,\max} = \max_{T'} P_2(T')$ obtained via numerical simulations are shown in Fig. 5 as functions of the relative detuning $(\omega - \omega^*)/\omega^*$. These numerical results can be fitted to (45) and (46), respectively, leading to the value $b = 29.2$.

4.4. Spin-flips

The propagator (41) features spin-preserving terms (proportional to $\mathbb{1}$) and spin-flipping terms (proportional to σ_E and σ_B). If the condition

$$m^2c^2 - \frac{1}{2}p_B^2 - \frac{5}{2}p_E^2 = 0 \quad (47)$$

is met, the propagator (41) predicts that spin-preserving transitions are totally suppressed, thus, a spin-flipping dynamics may become observable in the two-photon Kapitza-Dirac effect. However, this condition corresponds to an ellipse with major axis $p_B = \sqrt{2}mc$ and minor axis $p_E = \sqrt{2/5}mc$ and, therefore, we are beyond the validity of the nonrelativistic propagator (41). Though, Eq. (47) is not a valid condition for spin-flipping transitions its derivation gives us a hint how to calculate the proper condition. In analogy to (41) one can expand the relativistic propagator (38) as a superposition of the matrices $\mathbb{1}$, σ_k , σ_B , and σ_E . With the help of the Frobenius inner product one can write

$$U_{\text{nd};2,0}^{++}(t,0) = \text{tr}(\mathbb{1}^\dagger U_{\text{nd};2,0}^{++}(t,0)) \frac{1}{2} \mathbb{1} + \text{tr}(\sigma_k^\dagger U_{\text{nd};2,0}^{++}(t,0)) \frac{1}{2} \sigma_k + \text{tr}(\sigma_B^\dagger U_{\text{nd};2,0}^{++}(t,0)) \frac{1}{2} \sigma_B + \text{tr}(\sigma_E^\dagger U_{\text{nd};2,0}^{++}(t,0)) \frac{1}{2} \sigma_E. \quad (48)$$

Thus, spin-preserving transitions are expected to be suppressed for

$$\text{tr}(\mathbb{1}^\dagger U_{\text{nd};2,0}^{++}(t,0)) = 0. \quad (49)$$

Again this condition can be evaluated with the help of computer algebra and numerical methods. The result is indicated in Fig. 4 by gray filled circles. These points lie approximately on the hyperbola (black solid line in Fig. 4)

$$m^2c^2 + p_B^2 - p_E^2 = 0, \quad (50)$$

which can be seen as the fully relativistic version of the condition (47).

Employing time-dependent perturbation theory for the Pauli equation one can show that $m^2c^2 - p_E^2 = 0$ is the corresponding condition for spin-flips in the two-photon Kapitza-Dirac effect under the dynamics of the Pauli equation. Thus, the parameter

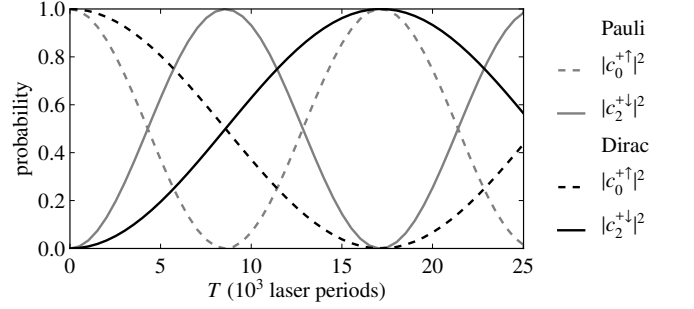


Figure 6: The two-photon Kapitza-Dirac effect with electron momenta chosen such that the spin-flip condition is fulfilled simulated by employing the Dirac equation (21) (black solid and dashed lines) and the Pauli equation (16) (gray solid and dashed lines). The electron interacts with a standing laser field of peak intensity $3 \cdot 10^{22} \text{ W/cm}^2$ (corresponding to $e\hat{A}_{\max} = 8.6 \cdot 10^{-3}mc^2$) for each beam and photon energy of 12.5 keV. The electron is diffracted to mode 2, similarly to Fig. 3. However, because the initial electron momentum ($p_B = 0$, $p_E = 1.00012mc$) fulfills the spin-flip condition the electron spin changes its spin orientation during the diffraction process.

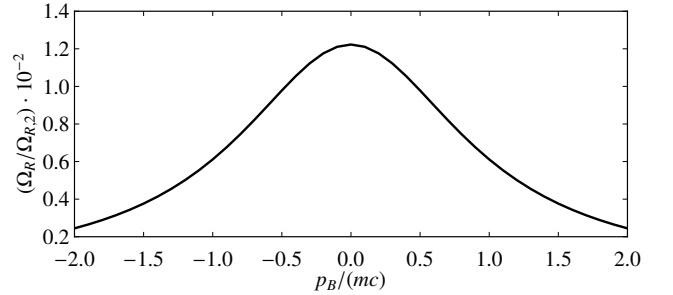


Figure 7: Relativistic Rabi frequency of the two-photon Kapitza-Dirac effect at momenta for which full spin-flips are possible. (that means along the gray filled circles in Fig. 4)

setting $p_B = 0$ and $p_E = mc$ fulfills the conditions for spin-flipping electron scattering under the dynamics of the Dirac equation as well as under the Pauli equation as demonstrated in Fig. 6. In contrast to the setting in Fig. 3, the Pauli equation and the Dirac equation yield different Rabi frequencies due to the relativistic electron momenta, for which the Pauli equation is actually not applicable. The hyperbola (50) lies approximately in a local minimum of the Rabi frequency (see Fig. 4). The Rabi frequency along the gray filled dots in Fig. 4 is shown in Fig. 7. For photon momenta k that are small compared to mc the Rabi frequency drops down by two orders of magnitude compared to $\Omega_{R,2}$ which is a consequence of the relative strengths of the spin-preserving and the spin-flipping terms in (41).

Because the basis functions (18) are eigenfunctions of the Foldy-Wouthuysen spin operator in the laser's polarization direction the coefficients $c_2^{+\uparrow}(t)$ and $c_2^{+\downarrow}(t)$ give immediately the spin of the diffracted beam if one chooses the electric field direction as quantization axis. Perturbation theory allows us also to calculate the orientation of the spin in the diffracted part of the electron beam. More precisely, we ask the question

what is the expectation value of the spin s_{out} in the scattered beam if the beam of incident electrons has spin s_{in} ?

The electron spin is determined by applying the Foldy-Wouthuysen spin operator to the quantum state. In our momentum space representation the expectation value of the Foldy-Wouthuysen spin operator is

$$s = \frac{1}{2} \sum_n c_n(t)^\dagger \Sigma c_n(t), \quad (51)$$

with $\Sigma = (\Sigma_1, \Sigma_2, \Sigma_3)^\top$ and

$$\Sigma_i = \begin{pmatrix} \sigma_i & 0 \\ 0 & \sigma_i \end{pmatrix}. \quad (52)$$

The incident electron beam has well defined momentum but may have arbitrary spin orientation, thus it can be expressed as a superposition of two positive energy states with the same momentum. Introducing the Bloch angles θ and ϕ we may write the initial state as

$$c_0(0) = \begin{pmatrix} c_0^{+\uparrow}(0) \\ c_0^{+\downarrow}(0) \\ c_0^{-\uparrow}(0) \\ c_0^{-\downarrow}(0) \end{pmatrix} = \begin{pmatrix} \cos(\theta/2) \\ \sin(\theta/2)e^{i\phi} \\ 0 \\ 0 \end{pmatrix} \quad (53)$$

and $c_n(0) = (0, 0, 0, 0)^\top$ for all $n \neq 0$. The spin expectation value of the initial quantum state is

$$s_{\text{in}} = \frac{1}{2} \begin{pmatrix} \sin(\theta) \cos(\phi) \\ \sin(\theta) \sin(\phi) \\ \cos(\theta) \end{pmatrix}. \quad (54)$$

The spin expectation value of the diffracted part is

$$s_{\text{out}} = \frac{1}{2} \frac{c_2(t)^\dagger \Sigma c_2(t)}{c_2(t)^\dagger c_2(t)}. \quad (55)$$

Employing the time evolution operator (38) we find

$$s_{\text{out}} = \frac{1}{2} \frac{c_0^{+\uparrow}(0) U_{\text{nd};2,0}^{++\dagger} \sigma U_{\text{nd};2,0}^{++} c_0^+(0)}{c_0^{+\uparrow}(0) U_{\text{nd};2,0}^{++\dagger} U_{\text{nd};2,0}^{++} c_0^+(0)}. \quad (56)$$

The time evolution operator (38) is up to a multiplicative factor a unitary 2×2 matrix and, therefore, may be written as

$$U_{\text{nd};2,0}^{++} = \sqrt{P} e^{i\phi} \left[\cos\left(\frac{\gamma}{2}\right) \mathbb{1} - i \sin\left(\frac{\gamma}{2}\right) \mathbf{n}_r \cdot \boldsymbol{\sigma} \right] \quad (57)$$

with the real valued parameters γ , \mathbf{n}_r , and P which can be determined via equating coefficients in (57) and in (38). The expression in the brackets is the SU(2) representation of a rotation around the rotation axis given by the unit vector \mathbf{n}_r and the rotation angle γ . Thus, the electron's spin orientation after diffraction s_{out} results from a rotation of s_{in} around the axis \mathbf{n}_r by the angle γ .

For nonrelativistic electron momenta the parameters of this rotation can be uniquely identified by equating coefficients in (57) and (41). We find the rotation axis

$$\mathbf{n}_r = -\frac{1}{\sqrt{9p_E^2 + p_B^2}} \begin{pmatrix} 0 \\ 3p_E \\ p_B \end{pmatrix} \quad (58)$$

and the rotation angle

$$\gamma = 2 \arctan \left(\frac{k \sqrt{9p_E^2 + p_B^2}}{2m^2 c^2 - p_B^2 - 5p_E^2} \right). \quad (59)$$

Thus, for nonrelativistic momenta k , p_E , and p_B only very small spin rotations may be observed in the two-photon Kapitza-Dirac effect.

5. Three-photon Kapitza-Dirac effect

5.1. Numerical results

According to the semi-classical considerations in section 2, two photons are absorbed from the laser field and one photon is emitted into the laser field in the three-photon Kapitza-Dirac effect, corresponding to $n_r = 2$ and $n_l = -1$. This particular Kapitza-Dirac effect has been examined in our recent publication [39] where we demonstrated that explicit spin dynamics can be observed depending on the electron's and the laser's parameters. Here we will investigate the three-photon Kapitza-Dirac effect in more detail analyzing, for example, the in-field dynamics, conditions for full spin-flips and the Rabi frequency at relativistic electron momenta. For the readers convenience we show in Fig. 8 the time evolution of the occupation $|c_n^s(t)|^2$ governed by the Dirac equation in momentum space (21) for the parameters that have also been considered in [39]. The parameters of the simulation are a photon momentum of $k = 6.1 \cdot 10^{-3} mc$, an electron momentum of $p_E = 2.4 \cdot 10^{-3} mc$ in laser polarization direction, an electron momentum of $p_k = 0.347 mc$ in laser propagation direction and

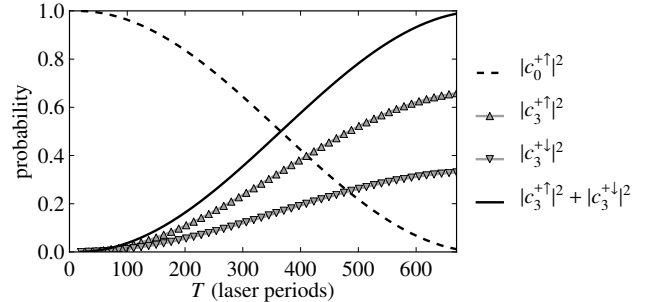


Figure 8: The three-photon Kapitza-Dirac effect simulated by employing the Dirac equation (21) for one half Rabi cycle. The electron with initial momentum $176 \text{ keV} = 0.347 mc$ in laser propagation direction (dashed line) is diffracted to the final momentum $177 \text{ keV} = 0.365 mc$ in laser propagation direction (solid line) by its interaction with a standing light wave with peak intensity $2 \cdot 10^{23} \text{ W/cm}^2$ (corresponding to $e\hat{A}_{\text{max}} = 0.21 mc^2$) for each beam and photon momentum $3.1 \text{ keV}/c = 6.1 \cdot 10^{-3} mc$. The electron momentum in laser polarization direction is $1.2 \text{ keV} = 2.4 \cdot 10^{-3} mc$. The probability of the diffracted electron thereby splits up in a spin-flipped part (downward triangles) and a spin-preserving part (upward triangles). Data adopted from [39].

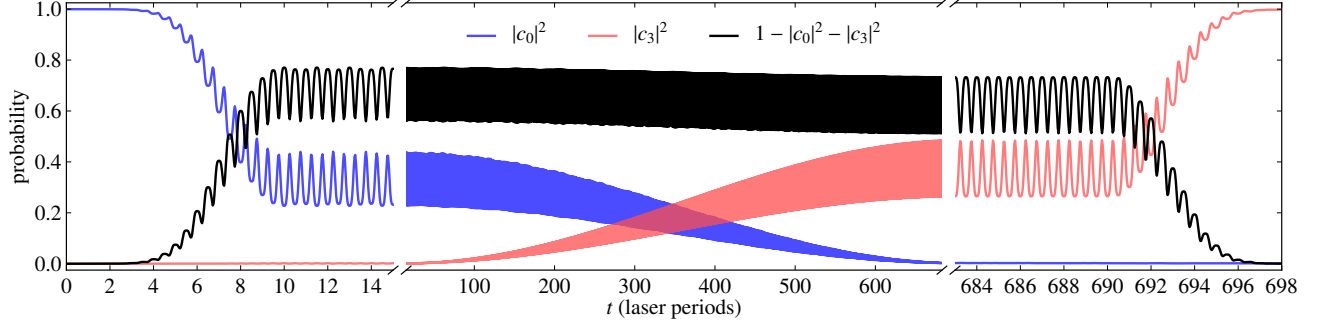


Figure 9: (Color online.) The in-field quantum dynamics of the three-photon Kapitza-Dirac effect. The graph shows the occupation probability of the unscattered beam $|c_0|^2$, of the diffracted beam $|c_3|^2$, and the remaining occupation probability $1 - |c_0|^2 - |c_3|^2$ of all other modes. The occupation probabilities oscillate in the laser field with twice the laser frequency. The laser field is shaped by a turn-on envelope of ten laser cycles (left part of the plot) followed by a period of 678 laser cycles with constant laser intensity (center part of the plot) and turn-off envelope of ten laser cycles (right part of the plot), see (9). When the laser is at maximal intensity the probability of finding the electron at a certain momentum is distributed over the neighboring modes of the modes 0 and 3. After the final turn-off, however, only the modes 0 and 3 are occupied. The relative occupation of modes 0 and 3 depends on the total interaction time T , see Fig. 8. Here T has been chosen that $|c_0(T)|^2 \approx 0$ and $|c_3(T)|^2 \approx 1$.

a field amplitude of $e\hat{A}_{\max} = 0.21mc^2$. Starting from the initial condition (24) the quantum dynamics features Rabi oscillations in the form

$$|c_0^{+\uparrow}(T)|^2 = \cos^2\left(\frac{\Omega_R T}{2}\right), \quad (60a)$$

$$|c_3^{+\uparrow}(T)|^2 + |c_3^{+\downarrow}(T)|^2 = \sin^2\left(\frac{\Omega_R T}{2}\right), \quad (60b)$$

similarly to the two-photon Kapitza-Dirac effect. However, a fraction of 0.33 of the diffracted electrons have flipped their spin with respect to the quantization axis in the laser polarization direction.

In contrast to the quantum state after the interaction with the laser (shown in Fig. 8), also the neighboring modes of the modes 0 and 3 are occupied during the in-field quantum dynamics, see Fig. 9. During the turn-on phase the quantum state populates the neighboring modes of mode 0 and in the following interaction with the laser at constant intensity mode 3

gets partly occupied. After turn-off, however, only the modes 0 and 3 have a significant occupation probability and all other occupation probabilities vanish.

5.2. Perturbation theory

In this section we derive a perturbative short time solution of the three-photon Kapitza-Dirac effect, for obtaining analytic expressions for the Rabi frequency and the electron spin-flip probability, similarly to the two-photon Kapitza-Dirac effect. Analogously to the two-photon Kapitza-Dirac effect, we want to approximate the propagator $U_{3,0}(t, 0)$, which maps the initial quantum state $c_0(0)$ to the final quantum state by $c_3(t)$ by

$$c_3(t) = U_{3,0}(t, 0)c_0(0). \quad (61)$$

Since the Dirac equation only contains couplings to the next neighboring modes, the lowest order perturbative solution is of third order and reads

$$U_{\text{rd}}(t, 0) = \frac{1}{i^3} \int_0^t dt_3 \int_0^{t_3} dt_2 \int_0^{t_2} dt_1 U_0(t, t_3) V(t_3) U_0(t_3, t_2) V(t_2) U_0(t_2, t_1) V(t_1) U_0(t_1, 0). \quad (62)$$

Utilizing the explicit form of the free propagator (29) and the interaction Hamiltonian (30) in momentum space yields the time-dependent perturbation theory propagator

$$\begin{aligned} U_{\text{rd};3,0}(t, 0) = & \frac{iq^3}{8} L_{3,2}^{++} L_{2,1}^{++} L_{1,0}^{++} \int_0^t dt_3 \int_0^{t_3} dt_2 \int_0^{t_2} dt_1 \sin(\omega t_3) \sin(\omega t_2) \sin(\omega t_1) v^{++}(t, t_3, t_2, t_1) \\ & + \frac{iq^3}{8} L_{3,2}^{+-} L_{2,1}^{-+} L_{1,0}^{++} \int_0^t dt_3 \int_0^{t_3} dt_2 \int_0^{t_2} dt_1 \sin(\omega t_3) \sin(\omega t_2) \sin(\omega t_1) v^{-+}(t, t_3, t_2, t_1) \\ & + \frac{iq^3}{8} L_{3,2}^{++} L_{2,1}^{+-} L_{1,0}^{-+} \int_0^t dt_3 \int_0^{t_3} dt_2 \int_0^{t_2} dt_1 \sin(\omega t_3) \sin(\omega t_2) \sin(\omega t_1) v^{+-}(t, t_3, t_2, t_1) \\ & + \frac{iq^3}{8} L_{3,2}^{+-} L_{2,1}^{--} L_{1,0}^{-+} \int_0^t dt_3 \int_0^{t_3} dt_2 \int_0^{t_2} dt_1 \sin(\omega t_3) \sin(\omega t_2) \sin(\omega t_1) v^{--}(t, t_3, t_2, t_1), \quad (63) \end{aligned}$$

with the phases

$$v^{ab}(t, t_3, t_2, t_1) = \exp \left[-i \left(\mathcal{E}_3 t + \Delta \mathcal{E}_{2,3}^{a+} t_3 + \Delta \mathcal{E}_{1,2}^{ba} t_2 + \Delta \mathcal{E}_{0,1}^{+b} t_1 \right) \right], \quad (64)$$

where the upper indices a and b take the values $+$ and $-$. Analogously to section 4.2, the integrand of the time integral

$$\int_0^t dt_3 \int_0^{t_3} dt_2 \int_0^{t_2} dt_1 \sin(\omega t_3) \sin(\omega t_2) \sin(\omega t_1) v^{ab}(t, t_3, t_2, t_1) \quad (65)$$

also contains oscillating terms which become constant, if the resonance condition of the three-photon Kapitza-Dirac effect $\mathcal{E}_3 - \mathcal{E}_0 = \omega$ is met. Accounting only for the terms, which grow linearly in time, yields the propagator

$$U_{\text{rd},3,0}^{++}(t, 0) = \left(-\frac{q^3 t}{64} \right) e^{-i\mathcal{E}_3 t} \left(l^{++} L_{3,2}^{++} L_{2,1}^{++} L_{1,0}^{++} + l^{+-} L_{3,2}^{+-} L_{2,1}^{+-} L_{1,0}^{+-} + l^{-+} L_{3,2}^{-+} L_{2,1}^{-+} L_{1,0}^{-+} + l^{--} L_{3,2}^{--} L_{2,1}^{--} L_{1,0}^{--} \right), \quad (66)$$

with the coefficients

$$l^{ab} = \frac{1}{\Delta E_{0,1}^{+b} - \omega} \frac{1}{\Delta E_{0,2}^{+a}} + \frac{1}{\Delta E_{0,1}^{+b} + \omega} \frac{1}{\Delta E_{0,2}^{+a}} + \frac{1}{\Delta E_{0,1}^{+b} + \omega} \frac{1}{\Delta E_{0,2}^{+a} + 2\omega}. \quad (67)$$

5.3. The relativistic Rabi frequency

An expansion of the propagator $U_{\text{rd},3,0}^{++}(t, 0)$ in Eq. (66) with respect to the momenta k , p_B and p_E yields

$$U_{\text{rd},3,0}^{++}(t, 0) = \frac{q^3 t \hat{A}_{\text{max}}^3}{48 m^2 c^4} \frac{e^{-i\mathcal{E}_3 t}}{mc} \left(\frac{5p_E}{\sqrt{2}} \mathbb{1} - ik\sigma_B - i \frac{3-2\sqrt{2}}{mc} k p_B \sigma_k \right) + \mathcal{O}(k^3, p_E^3, p_B^3). \quad (68)$$

Evaluating $|c_3^{+\uparrow}(t)|^2 + |c_3^{+\downarrow}(t)|^2$ in analogy to (40) with (61) and (68) yields the short time diffraction probability

$$|c_3^{+\uparrow}(t)|^2 + |c_3^{+\downarrow}(t)|^2 = \frac{t^2}{4} \left(\frac{q^3 \hat{E}^3}{24m^3 c^5 k^3} \right)^2 \left[\frac{25}{2} p_E^2 + k^2 + (3-2\sqrt{2}) k^2 \frac{p_B^2}{m^2 c^2} \right]. \quad (69)$$

By comparing this probability with the analogous short time expansion of the ansatz (43), one finds the Rabi frequency

$$\Omega_R = \Omega_{R,3} \sqrt{\frac{25}{2} \frac{p_E^2}{k^2} + 1 + (3-2\sqrt{2}) \frac{p_B^2}{m^2 c^2}}, \quad (70)$$

with the Rabi frequency

$$\Omega_{R,3} = \frac{q^3 \hat{E}^3}{24m^3 c^5 k^2}. \quad (71)$$

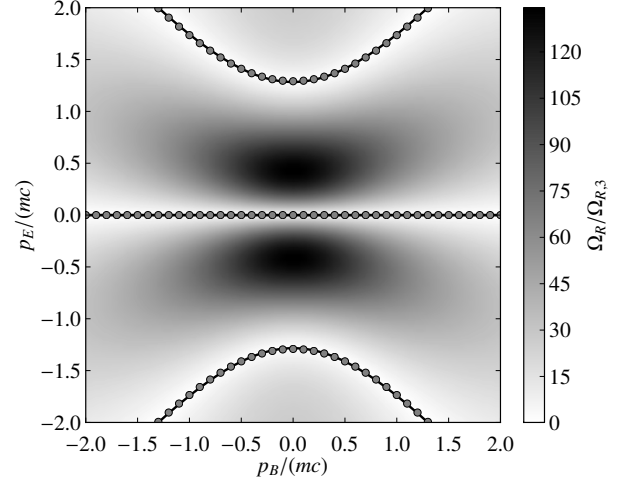


Figure 10: The relativistic Rabi frequency of the three-photon Kapitza-Dirac effect normalized to the full spin-flip Rabi frequency $\Omega_{R,3}$ in Eq. (71). The parameters in this figure are a laser intensity of $2 \cdot 10^{23}$ W/cm² and a photon energy of 3.1 keV. The gray filled circles mark positions, in which condition (72) is fulfilled, which is approximated by the equations (73).

The expression (70) holds only for small k , p_E and p_B . However, one may evaluate $|c_3^{+\uparrow}(t)|^2 + |c_3^{+\downarrow}(t)|^2$ with the exact relativistic propagator (66), which is shown in Fig. 10. The common property of the Rabi frequencies $\Omega_{R,2}$ and $\Omega_{R,3}$ is, that both hold at the origin $p_E = p_B = 0$ of the p_E - p_B plane. The difference of both is, that the two-photon Kapitza-Dirac effect shows no spin-flip for $p_E = p_B = 0$ and the Rabi frequency is maximal for these momenta. In the three-photon Kapitza-Dirac effect $p_E = p_B = 0$ implies a full spin-flip position (see next section) and the Rabi frequency has a saddle point. For the parameters which are used in Fig. 8 this Rabi frequency evaluates to $\Omega_R = 3.43 \cdot 10^{15}$ Hz whereas the Rabi frequency from the simulation $\Omega_R = 3.34 \cdot 10^{15}$ Hz agrees well with the analytical result.

In analogy to the two-photon Kapitza-Dirac effect, the off-resonant diffraction probability (45) with the off-resonant Rabi frequency (46) also applies to the three-photon Kapitza-Dirac effect. For the parameters applied in Fig. 8 we find numerically $b = 45.7$. We remark, that in the case of the three-photon Kapitza-Dirac effect a systematic shift of the resonance peak appears in the numerical simulation, as compared to the peak position which we obtain from the classical resonance condition (6). For the parameters $p_k = 0.3470 mc$ and $p_E = 2.4 \cdot 10^{-3} mc$ of Fig. 8 for example, one finds the resonance peak at the photon momentum $k = 6.1 \cdot 10^{-3} mc$ in the numerical simulation, whereas the resonance condition (6) predicts the photon momentum $k = 4.4 \cdot 10^{-3} mc$. This shift scales with the laser intensity, as the quantum dynamics leaves the perturbative regime with increasing field amplitude. Therefore, the resonance peak position of the numerical solution and the classical condition (6) converge to the same value in the limit of small laser intensities.

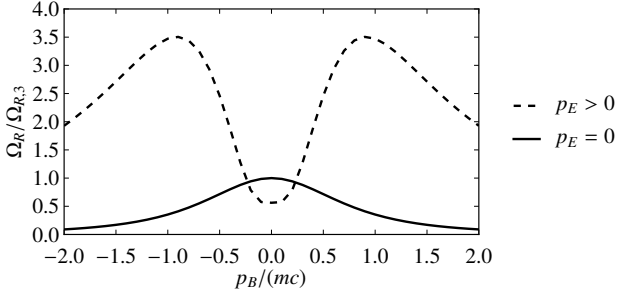


Figure 11: Relativistic Rabi frequency of the three-photon Kapitza-Dirac effect at momenta, for which full spin-flips are possible. (that means along the gray filled circles in Fig. 10)

5.4. Spin-flips

Similarly to section 4.4, we identify the parameter space for spin-flips in the three-photon Kapitza-Dirac effect by the condition

$$\text{tr}(\mathbb{1}^\dagger U_{\text{rd};3,0}^{++}(t, 0)) = 0. \quad (72)$$

The numerical evaluation of this condition yields the gray filled circles in Fig. 10 and form a line and a hyperbola. The line and the hyperbola can be approximated by the equations

$$p_E = 0, \quad (73a)$$

$$m^2 c^2 + 0.847 p_B^2 - 0.608 p_E^2 = 0. \quad (73b)$$

The line (73a) can also be derived from the expansion (68), because the spin-flip condition runs through the point $p_E = p_B = 0$, and the Taylor expansion is exact in the vicinity of this point. We also plot the Rabi frequency at the regions of a full spin-flip in Fig. 11. Similar to section 4.4, the Rabi frequency of the spin-flip regions is about two orders of magnitude lower than the Rabi frequency of the spin-preserving regions.

In analogy to the two-photon Kapitza-Dirac effect the electron spin in the diffracted part of the laser beam can be expressed as

$$s_{\text{out}} = \frac{1}{2} \frac{c_0^{+\dagger}(0) U_{\text{rd};3,0}^{++\dagger} \sigma U_{\text{rd};3,0}^{++} c_0^+(0)}{c_0^{+\dagger}(0) U_{\text{rd};3,0}^{++\dagger} U_{\text{rd};3,0}^{++} c_0^+(0)}. \quad (74)$$

by utilizing the time evolution operator (66). For nonrelativistic electron momenta p_B and p_E the parameters of the rotation of the spin can be uniquely identified by equating coefficients in (57) and (68). In contrast to the two-photon Kapitza-Dirac effect we find significant spin rotations for electron momenta p_E and p_B . For the case of the three-photon Kapitza-Dirac effect, the rotation axis is given by

$$\mathbf{n}_r = \frac{1}{\sqrt{(3-2\sqrt{2})^2 p_B^2 + m^2 c^2}} \begin{pmatrix} (3-2\sqrt{2}) p_B \\ mc \\ 0 \end{pmatrix} \quad (75)$$

and the rotation angle reads

$$\gamma = 2 \arctan \left[\frac{\sqrt{2}}{5} \frac{k}{p_E} \sqrt{1 + (3-2\sqrt{2})^2 \frac{p_B^2}{m^2 c^2}} \right]. \quad (76)$$

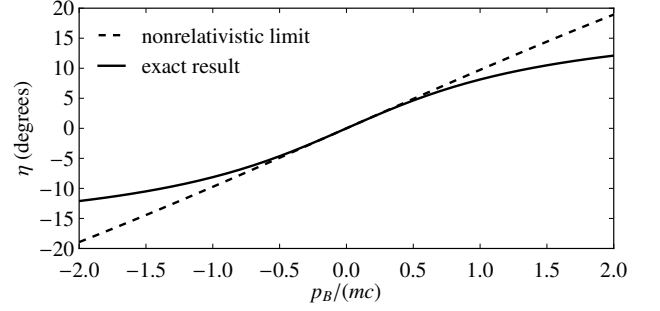


Figure 12: Tilt of the electron spin rotation axis \mathbf{n}_r . The dashed line shows the analytical result (77) of the expanded propagator (68). The black line is obtained numerically from the exact propagator (66). The tilt of the rotation angle takes place in the plane spanned by \mathbf{k} and $\hat{\mathbf{B}}$, because the E component of the vector (75) and the E component of the vector from the exact computation is zero.

Equation (75) means that the electron spin is rotated around the axis of the magnetic field, if the electron momentum p_B in magnetic field direction is zero. A nonvanishing p_B , however tilts the rotation axis of the spin rotation into the direction of the laser propagation direction by the angle

$$\eta \equiv \arctan \left(\frac{n_{r,k}}{n_{r,B}} \right) = \arctan \left[(3-2\sqrt{2}) \frac{p_B}{mc} \right]. \quad (77)$$

This tilt angle η is plotted together with the exact value, obtained from the propagator (66) in Fig. 12.

6. Conclusions and Outlook

We discussed the general relativistic and nonrelativistic Bragg conditions for a Kapitza-Dirac effect with n interacting photons that follow from energy-momentum conservation. We investigated the two-photon and three-photon Kapitza-Dirac effect by accounting for the Bragg conditions and simulating the Pauli equation and the Dirac equation, which have been transformed into a momentum space representation. In both scenarios spin effects appear at relativistic momenta of the electron. We also present an analytic solution of the Kapitza-Dirac effect by computing the short-time evolution with time-dependent perturbation theory for the two-photon and the three-photon Kapitza-Dirac effect. By the help of our analytical and numerical methods, we were able to demonstrate full spin-flips within the two-photon Kapitza-Dirac effect. Furthermore, we pointed out, that the spin-flip in the Kapitza-Dirac effect corresponds to a rotation of the electron spin, when the electron is diffracted. The diffraction probability, however, does not depend on the spin orientation of the incident electrons. Our numerical simulations indicate that the off-resonant Kapitza-Dirac effect can be described by a generalization of Rabi theory for two-level systems.

The Rabi frequency of the n -photon Kapitza-Dirac effect scales with the n th power of $e\hat{E}/(kmc^2)$, because the lowest order contribution in time-dependent perturbation theory is of n th

order and contains a product of n times the interaction Hamiltonian (30). Therefore, the Rabi frequency of the three-photon Kapitza-Dirac effect is suppressed by a factor of $e\hat{E}/(kmc^2)$ as compared to the Rabi frequency of the two-photon Kapitza-Dirac effect. Note, that $e\hat{E}/k$ is always smaller than mc^2 in the Bragg regime. Thus, from this point of view, higher laser intensities are in principle required for higher photon processes.

The two-photon and three-photon Kapitza-Dirac effect are different, if both are compared against the background of spontaneous emission. Since spontaneous emission is proportional to the square of the electric field, the radiation power spontaneously emitted by the electron scales like the Rabi frequency of the two-photon Kapitza-Dirac effect with the square of $e\hat{E}/(kmc^2)$. This implies, that the spontaneously emitted energy which is emitted in one Rabi cycle, is independent of the laser intensity for the two-photon Kapitza-Dirac effect. The Rabi frequency of the three-photon Kapitza-Dirac effect, however, scales with the third power of $e\hat{E}/(kmc^2)$. Therefore, the three-photon Kapitza-Dirac effect and all higher order Kapitza-Dirac effects may only become visible for very high intensities of the external laser field.

Even though the above considerations favor the two-photon Kapitza-Dirac effect for an experimental demonstration of spin effects, the two-photon Kapitza-Dirac effect has the drawback, that spin effects only occur for relativistic momenta of the injected electron in laser polarization direction. This implies less favorable short interaction times of the electron with the laser, if the electron passes through a narrowly focused laser beam.

Our numerical solution of the quantum dynamics also shows, that many modes are excited in the in-field dynamics, indicating that the results from perturbation theory might be applicable even for interaction parameters, in which higher order perturbative corrections should be of relevance. The good agreement of our numerical results with the perturbative approximation moreover suggests the applicability of our predictions in the parameter space of intensive, optical laser beams. Therefore we conjecture, that spin signatures in the Kapitza-Dirac effect might be realizable even for the interaction of moderately relativistic electrons with intensive laser beams in the optical regime.

Acknowledgments

S. A. would like to thank Rainer Grobe for inspiring discussions.

A. Spin-interaction matrices

To express the spin-interaction matrices $L_{n,n'}^{ab}$ (32), we first introduce the coefficients

$$d_n^+ = \frac{1}{\sqrt{2}} \sqrt{\frac{\mathcal{E}_n + mc^2}{\mathcal{E}_n}} \quad (\text{A1a})$$

$$d_n^- = \frac{c}{\sqrt{2}} \sqrt{\frac{1}{\mathcal{E}_n(\mathcal{E}_n + mc^2)}}, \quad (\text{A1b})$$

which allows us to define the coefficients

$$t_{n,n'} = d_n^+ d_{n'}^+ + \mathbf{p}_n \cdot \mathbf{p}_{n'} d_n^- d_{n'}^-, \quad (\text{A2a})$$

$$s_{n,n'}^l = p_n^l d_n^- d_{n'}^+ + p_{n'}^l d_n^+ d_{n'}^-, \quad (\text{A2b})$$

$$r_{n,n'}^l = p_n^l d_n^- d_{n'}^+ - p_{n'}^l d_n^+ d_{n'}^-, \quad (\text{A2c})$$

$$w_{n,n'}^{l,q} = p_n^l p_{n'}^q d_n^- d_{n'}^- + p_n^q p_{n'}^l d_n^- d_{n'}^-, \quad (\text{A2d})$$

$$h_{n,n'}^l = \mathbf{e}_l \cdot (\mathbf{p}_n \times \mathbf{p}_{n'}) d_n^- d_{n'}^-. \quad (\text{A2e})$$

The upper indices denote the vector components of the coefficients, whereas the lower indices correspond to a mode number of the wavefunction (13) of the electron. One can show [54] that the matrices $L_{n,n'}^{ab}$ in (32) are given by

$$L_{n,n'}^{++} = -L_{n,n'}^{--} = \sum_l \hat{A}^l(t) s_{n,n'}^l \mathbb{1} + i \sum_{lqj} \epsilon_{jlq} r_{n,n'}^l \hat{A}^q(t) \sigma^j \quad (\text{A3})$$

and

$$\begin{aligned} L_{n,n'}^{+-} &= L_{n,n'}^{-+} \\ &= \sum_l t_{n,n'}^l \hat{A}^l(t) \sigma^l - \sum_{l,q} w_{n,n'}^{l,q} \hat{A}^q(t) \sigma^l + i \sum_l \hat{A}^l(t) h_{n,n'}^l \mathbb{1}. \end{aligned} \quad (\text{A4})$$

[1] P. L. Kapitza and P. A. M. Dirac, *Math. Proc. Cambridge Philos. Soc.* **29**, 297 (1933).
 [2] H. Batelaan, *Rev. Mod. Phys.* **79**, 929 (2007).
 [3] H. Schwarz, H. A. Tourtellotte, and W. W. Gaertner, *Phys. Lett.* **19**, 202 (1965).
 [4] H. Schwarz, *Zeitschrift für Physik* **204**, 276 (1967).
 [5] H. C. Pfeiffer, *Phys. Lett. A* **26**, 362 (1968).
 [6] Y. Takeda and I. Matsui, *Journal of the Physical Society of Japan* **25**, 1202 (1968).

[7] L. Bartell, *Physics Letters A* **27**, 236 (1968).
 [8] C. Adams, M. Sigel, and J. Mlynek, *Phys. Rep.* **240**, 143 (1994).
 [9] M. Freyberger, A. Herkommer, D. Krähmer, E. Mayr, and W. Schleich, in *Adv. At., Mol., Opt. Phys.*, Vol. 41, edited by B. Bederson and H. Walther (Academic Press, New York, 1999) pp. 143–180.
 [10] P. L. Gould, G. A. Ruff, and D. E. Pritchard, *Phys. Rev. Lett.* **56**, 827 (1986).

- [11] P. J. Martin, B. G. Oldaker, A. H. Miklich, and D. E. Pritchard, *Phys. Rev. Lett.* **60**, 515 (1988).
- [12] P. H. Bucksbaum, D. W. Schumacher, and M. Bashkansky, *Phys. Rev. Lett.* **61**, 1182 (1988).
- [13] D. L. Freimund, K. Aflatooni, and H. Batelaan, *Nature* **413**, 142 (2001).
- [14] D. L. Freimund and H. Batelaan, *Phys. Rev. Lett.* **89**, 283602 (2002).
- [15] A. Di Piazza, C. Müller, K. Z. Hatsagortsyan, and C. H. Keitel, *Rev. Mod. Phys.* **84**, 1177 (2012).
- [16] V. Yanovsky, V. Chvykov, G. Kalinchenko, P. Rousseau, T. Planchon, T. Matsuoka, A. Maksimchuk, J. Nees, G. Cheriaux, G. Mourou *et al.*, *Optics Express* **16**, 2109 (2008).
- [17] F. Amiranoff, F. Augé, H. Backe *et al.*, *Proposal for a European Extreme Light Infrastructure*, Tech. Rep. (The extreme light infrastructure, 2010) <http://www.extreme-light-infrastructure.eu/pictures/ELI-scientific-case-id17.pdf>.
- [18] G. Mourou and T. Tajima, *Science* **331**, 41 (2011).
- [19] M. Altarelli, R. Brinkmann, M. Chergui, W. Decking, B. Dobsen, S. Düsterer, G. Grübel, W. Graeff, H. Graafsma, J. Hajdu *et al.*, eds., *The European X-Ray Free-Electron Laser Technical design report* (DESY XFEL Project Group European XFEL Project Team Deutsches Elektronen-Synchrotron Member of the Helmholtz Association, Hamburg, 2007).
- [20] P. Emma, R. Akre, J. Arthur, R. Bionta, C. Bostedt, J. Bozek, A. Brachmann, P. Bucksbaum, R. Coffee, F.-J. Decker *et al.*, *Nature Photon.* **4**, 641 (2010).
- [21] B. W. J. McNeil and N. R. Thompson, *Nature Photon.* **4**, 814 (2010).
- [22] M. V. Fedorov, *Opt. Commun.* **12**, 205 (1974).
- [23] P. Sancho, *Phys. Rev. A* **82**, 033814 (2010).
- [24] P. Sancho, *Journal of Physics B: Atomic, Molecular and Optical Physics* **44**, 145002 (2011).
- [25] R. Gush and H. P. Gush, *Phys. Rev. D* **3**, 1712 (1971).
- [26] M. A. E. und M. V. Fedorov, *Journal of Experimental and Theoretical Physics* **89**, 460 (1999).
- [27] M. A. Efremov and M. V. Fedorov, *J. Phys. B: At., Mol. Opt. Phys.* **33**, 4535 (2000).
- [28] O. Smirnova, D. L. Freimund, H. Batelaan, and M. Ivanov, *Phys. Rev. Lett.* **92**, 223601 (2004).
- [29] V. M. Haroutunian and H. K. Avetissian, *Phys. Lett. A* **51**, 320 (1975).
- [30] M. V. Fedorov and J. K. McIver, *Opt. Commun.* **32**, 179 (1980).
- [31] D. L. Freimund and H. Batelaan, *Laser Phys.* **13**, 892 (2003).
- [32] L. Rosenberg, *Phys. Rev. A* **70**, 023401 (2004).
- [33] P. Krekora, Q. Su, and R. Grobe, *J. Phys. B: At., Mol. Opt. Phys.* **34**, 2795 (2001); M. W. Walser, D. J. Urbach, K. Z. Hatsagortsyan, S. X. Hu, and C. H. Keitel, *Phys. Rev. A* **65**, 043410 (2002).
- [34] S. X. Hu and C. H. Keitel, *Phys. Rev. Lett.* **83**, 4709 (1999).
- [35] F. H. M. Faisal and S. Bhattacharyya, *Phys. Rev. Lett.* **93**, 053002 (2004).
- [36] C. Szymanowski, R. Taïeb, and A. Maquet, *Laser Phys.* **8**, 102 (1998); D. Ivanov, G. Kotkin, and V. Serbo, *Eur. Phys. J. C* **36**, 127 (2004); F. Ehlotzky, K. Krajewska, and J. Z. Kamiński, *Rep. Prog. Phys.* **72**, 046401 (2009).
- [37] O. D. Skoromnik, I. D. Feranchuk, and C. H. Keitel, *Phys. Rev. A* **87**, 052107 (2013).
- [38] M. Klaißer, E. Yakaboylu, C. Müller, H. Bauke, G. G. Paulus, and K. Z. Hatsagortsyan, submitted (2013).
- [39] S. Ahrens, H. Bauke, C. H. Keitel, and C. Müller, *Phys. Rev. Lett.* **109**, 043601 (2012).
- [40] H. Batelaan, *Contemp. Phys.* **41**, 369 (2000).
- [41] B. Thaller, *The Dirac Equation*, Texts and Monographs in Physics (Springer, Heidelberg, New York, 1992).
- [42] L. L. Foldy and S. A. Wouthuysen, *Phys. Rev.* **78**, 29 (1950).
- [43] E. de Vries, *Fortschritte der Physik* **18**, 149 (1970).
- [44] S. S. Schweber, *An introduction to relativistic quantum field theory* (Dover, Mineola, 2005).
- [45] H. Bauke, S. Ahrens, C. H. Keitel, and R. Grobe, “What is the relativistic spin operator?” (2013), arXiv:1303.3862.
- [46] W. H. Press, S. A. Teukolsky, W. T. Vetterling, and B. P. Flannery, *Numerical Recipes in C++* (Cambridge University Press, Cambridge, 2002).
- [47] J. W. Braun, Q. Su, and R. Grobe, *Phys. Rev. A* **59**, 604 (1999).
- [48] G. R. Mocken and C. H. Keitel, *Comp. Phys. Comm.* **178**, 868 (2008).
- [49] H. Bauke and C. H. Keitel, *Comp. Phys. Comm.* **182**, 2454 (2011).
- [50] S. Selstø, E. Lindroth, and J. Bengtsson, *Phys. Rev. A* **79**, 043418 (2009).
- [51] F. Fillion-Gourdeau, E. Lorin, and A. D. Bandrauk, *Comp. Phys. Comm.* **183**, 1403 (2012).
- [52] C. J. Joachain, N. J. Kylstra, and R. M. Potvliege, *Atoms in Intense Laser Fields* (Cambridge University Press, Cambridge, 2011).
- [53] M. O. Scully and M. S. Zubairy, *Quantum Optics* (Cambridge University Press, 1997).
- [54] S. Ahrens, *Investigation of the Kapitza-Dirac effect in the relativistic regime*, Ph.D. thesis, Ruprecht-Karls Universität Heidelberg (2012), <http://www.ub.uni-heidelberg.de/archiv/14049>.