

Observation of a structure at 1.84 GeV/c² in the 3($\pi^+\pi^-$) mass spectrum in $J/\psi \rightarrow \gamma 3(\pi^+\pi^-)$ decays

M. Ablikim¹, M. N. Achasov^{6,a}, O. Albayrak³, D. J. Ambrose³⁹, F. F. An¹, Q. An⁴⁰, J. Z. Bai¹, R. Baldini Ferroli^{17A}, Y. Ban²⁶, J. Becker², J. V. Bennett¹⁶, M. Bertani^{17A}, J. M. Bian³⁸, E. Boger^{19,b}, O. Bondarenko²⁰, I. Boyko¹⁹, R. A. Briere³, V. Bytev¹⁹, H. Cai⁴⁴, X. Cai¹, O. Cakir^{34A}, A. Calcaterra^{17A}, G. F. Cao¹, S. A. Cetin^{34B}, J. F. Chang¹, G. Chelkov^{19,b}, G. Chen¹, H. S. Chen¹, J. C. Chen¹, M. L. Chen¹, S. J. Chen²⁴, X. Chen²⁶, X. R. Chen²¹, Y. B. Chen¹, H. P. Cheng¹⁴, Y. P. Chu¹, D. Cronin-Hennessy³⁸, H. L. Dai¹, J. P. Dai¹, D. Dedovich¹⁹, Z. Y. Deng¹, A. Denig¹⁸, I. Denysenko¹⁹, M. Destefanis^{43A,43C}, W. M. Ding²⁸, Y. Ding²², L. Y. Dong¹, M. Y. Dong¹, S. X. Du⁴⁶, J. Fang¹, S. S. Fang¹, L. Fava^{43B,43C}, C. Q. Feng⁴⁰, P. Friedel², C. D. Fu¹, J. L. Fu²⁴, O. Fuks^{19,b}, Y. Gao³³, C. Geng⁴⁰, K. Goetzen⁷, W. X. Gong¹, W. Gradl¹⁸, M. Greco^{43A,43C}, M. H. Gu¹, Y. T. Gu⁹, Y. H. Guan³⁶, A. Q. Guo²⁵, L. B. Guo²³, T. Guo²³, Y. P. Guo²⁵, Y. L. Han¹, F. A. Harris³⁷, K. L. He¹, M. He¹, Z. Y. He²⁵, T. Held², Y. K. Heng¹, Z. L. Hou¹, C. Hu²³, H. M. Hu¹, J. F. Hu³⁵, T. Hu¹, G. M. Huang⁴, G. S. Huang⁴⁰, J. S. Huang¹², L. Huang¹, X. T. Huang²⁸, Y. Huang²⁴, T. Hussain⁴², C. S. Ji⁴⁰, Q. Ji¹, Q. P. Ji²⁵, X. B. Ji¹, X. L. Ji¹, L. L. Jiang¹, X. S. Jiang¹, J. B. Jiao²⁸, Z. Jiao¹⁴, D. P. Jin¹, S. Jin¹, F. F. Jing³³, N. Kalantar-Nayestanaki²⁰, M. Kavatsyuk²⁰, B. Kopf², M. Kornicner³⁷, W. Kuehn³⁵, W. Lai¹, J. S. Lange³⁵, M. Lara¹⁶, P. Larin¹¹, M. Leyhe², C. H. Li¹, Cheng Li⁴⁰, Cui Li⁴⁰, D. M. Li⁴⁶, F. Li¹, G. Li¹, H. B. Li¹, J. C. Li¹, K. Li¹⁰, Lei Li¹, Q. J. Li¹, S. L. Li¹, W. D. Li¹, W. G. Li¹, X. L. Li²⁸, X. N. Li¹, X. Q. Li²⁵, X. R. Li²⁷, Z. B. Li³², H. Liang⁴⁰, Y. F. Liang³⁰, Y. T. Liang³⁵, G. R. Liao³³, X. T. Liao¹, D. Lin¹¹, B. J. Liu¹, C. L. Liu³, C. X. Liu¹, F. H. Liu²⁹, Fang Liu¹, Feng Liu⁴, H. Liu¹, H. B. Liu⁹, H. H. Liu¹³, H. M. Liu¹, H. W. Liu¹, J. P. Liu⁴⁴, K. Liu³³, K. Y. Liu²², P. L. Liu²⁸, Q. Liu³⁶, S. B. Liu⁴⁰, X. Liu²¹, Y. B. Liu²⁵, Z. A. Liu¹, Zhiqiang Liu¹, Zhiqing Liu¹, H. Loehner²⁰, X. C. Lou^{1c}, G. R. Lu¹², H. J. Lu¹⁴, J. G. Lu¹, Q. W. Lu²⁹, X. R. Lu³⁶, Y. P. Lu¹, C. L. Luo²³, M. X. Luo⁴⁵, T. Luo³⁷, X. L. Luo¹, M. Lv¹, C. L. Ma³⁶, F. C. Ma²², H. L. Ma¹, Q. M. Ma¹, S. Ma¹, T. Ma¹, X. Y. Ma¹, F. E. Maas¹¹, M. Maggiora^{43A,43C}, Q. A. Malik⁴², Y. J. Mao²⁶, Z. P. Mao¹, J. G. Messchendorp²⁰, J. Min¹, T. J. Min¹, R. E. Mitchell¹⁶, X. H. Mo¹, H. Moeini²⁰, C. Morales Morales¹¹, K. Moriya¹⁶, N. Yu. Muchnoi^{6,a}, H. Muramatsu³⁹, Y. Nefedov¹⁹, C. Nicholson³⁶, I. B. Nikolaev^{6,a}, Z. Ning¹, S. L. Olsen²⁷, Q. Ouyang¹, S. Pacetti^{17B}, J. W. Park³⁷, M. Pelizaeus², H. P. Peng⁴⁰, K. Peters⁷, J. L. Ping²³, R. G. Ping¹, R. Poling³⁸, E. Prencipe¹⁸, M. Qi²⁴, S. Qian¹, C. F. Qiao³⁶, L. Q. Qin²⁸, X. S. Qin¹, Y. Qin²⁶, Z. H. Qin¹, J. F. Qiu¹, K. H. Rashid⁴², G. Rong¹, X. D. Ruan⁹, A. Sarantsev^{19,d}, M. Shao⁴⁰, C. P. Shen^{37,e}, X. Y. Shen¹, H. Y. Sheng¹, M. R. Shepherd¹⁶, W. M. Song¹, X. Y. Song¹, S. Spataro^{43A,43C}, B. Spruck³⁵, D. H. Sun¹, G. X. Sun¹, J. F. Sun¹², S. S. Sun¹, Y. J. Sun⁴⁰, Y. Z. Sun¹, Z. J. Sun¹, Z. T. Sun⁴⁰, C. J. Tang³⁰, X. Tang¹, I. Tapan^{34C}, E. H. Thorndike³⁹, D. Toth³⁸, M. Ullrich³⁵, I. Uman^{34B}, G. S. Varner³⁷, B. Wang¹, B. Q. Wang²⁶, D. Wang²⁶, D. Y. Wang²⁶, K. Wang¹, L. L. Wang¹, L. S. Wang¹, M. Wang²⁸, P. Wang¹, P. L. Wang¹, Q. J. Wang¹, S. G. Wang²⁶, X. F. Wang³³, X. L. Wang⁴⁰, Y. D. Wang^{17A}, Y. F. Wang¹, Y. Q. Wang¹⁸, Z. Wang¹, Z. G. Wang¹, Z. Y. Wang¹, D. H. Wei⁸, J. B. Wei²⁶, P. Weidenkaff¹⁸, Q. G. Wen⁴⁰, S. P. Wen¹, M. Werner³⁵, U. Wiedner², L. H. Wu¹, N. Wu¹, S. X. Wu⁴⁰, W. Wu²⁵, Z. Wu¹, L. G. Xia³³, Y. X. Xia¹⁵, Z. J. Xiao²³, Y. G. Xie¹, Q. L. Xiu¹, G. F. Xu¹, G. M. Xu²⁶, Q. J. Xu¹⁰, Q. N. Xu³⁶, X. P. Xu^{27,31}, Z. R. Xu⁴⁰, Z. Xue¹, L. Yan⁴⁰, W. B. Yan⁴⁰, Y. H. Yan¹⁵, H. X. Yang¹, Y. Yang⁴, Y. X. Yang⁵, H. Ye¹, M. Ye¹, M. H. Ye⁵, B. X. Yu¹, C. X. Yu²⁵, H. W. Yu²⁶, J. S. Yu²¹, S. P. Yu²⁸, C. Z. Yuan¹, Y. Yuan¹, A. A. Zafar⁴², A. Zallo^{17A}, S. L. Zang²⁴, Y. Zeng¹⁵, B. X. Zhang¹, B. Y. Zhang¹, C. Zhang²⁴, C. C. Zhang¹, D. H. Zhang¹, H. H. Zhang³², H. Y. Zhang¹, J. Q. Zhang¹, J. W. Zhang¹, J. Y. Zhang¹, J. Z. Zhang¹, LiLi Zhang¹⁵, R. Zhang³⁶, S. H. Zhang¹, X. J. Zhang¹, X. Y. Zhang²⁸, Y. Zhang¹, Y. H. Zhang¹, Z. P. Zhang⁴⁰, Z. Y. Zhang⁴⁴, Zhenghao Zhang⁴, G. Zhao¹, H. S. Zhao¹, J. W. Zhao¹, K. X. Zhao²³, Lei Zhao⁴⁰, Ling Zhao¹, M. G. Zhao²⁵, Q. Zhao¹, S. J. Zhao⁴⁶, T. C. Zhao¹, X. H. Zhao²⁴, Y. B. Zhao¹, Z. G. Zhao⁴⁰, A. Zhemchugov^{19,b}, B. Zheng⁴¹, J. P. Zheng¹, Y. H. Zheng³⁶, B. Zhong²³, L. Zhou¹, X. Zhou⁴⁴, X. K. Zhou³⁶, X. R. Zhou⁴⁰, C. Zhu¹, K. Zhu¹, K. J. Zhu¹, S. H. Zhu¹, X. L. Zhu³³, Y. C. Zhu⁴⁰, Y. M. Zhu²⁵, Y. S. Zhu¹, Z. A. Zhu¹, J. Zhuang¹, B. S. Zou¹, J. H. Zou¹

(BESIII Collaboration)

¹ Institute of High Energy Physics, Beijing 100049, People's Republic of China² Bochum Ruhr-University, D-44780 Bochum, Germany³ Carnegie Mellon University, Pittsburgh, Pennsylvania 15213, USA⁴ Central China Normal University, Wuhan 430079, People's Republic of China⁵ China Center of Advanced Science and Technology, Beijing 100190, People's Republic of China⁶ G.I. Budker Institute of Nuclear Physics SB RAS (BINP), Novosibirsk 630090, Russia⁷ GSI Helmholtzcentre for Heavy Ion Research GmbH, D-64291 Darmstadt, Germany⁸ Guangxi Normal University, Guilin 541004, People's Republic of China⁹ Guangxi University, Nanning 530004, People's Republic of China¹⁰ Hangzhou Normal University, Hangzhou 310036, People's Republic of China¹¹ Helmholtz Institute Mainz, Johann-Joachim-Becher-Weg 45, D-55099 Mainz, Germany¹² Henan Normal University, Xinxiang 453007, People's Republic of China¹³ Henan University of Science and Technology, Luoyang 471003, People's Republic of China¹⁴ Huangshan College, Huangshan 245000, People's Republic of China¹⁵ Hunan University, Changsha 410082, People's Republic of China¹⁶ Indiana University, Bloomington, Indiana 47405, USA¹⁷ (A)INFN Laboratori Nazionali di Frascati, I-00044, Frascati,

Italy; (B)INFN and University of Perugia, I-06100, Perugia, Italy

- 61 ¹⁸ Johannes Gutenberg University of Mainz, Johann-Joachim-Becher-Weg 45, D-55099 Mainz, Germany
62 ¹⁹ Joint Institute for Nuclear Research, 141980 Dubna, Moscow region, Russia
63 ²⁰ KVI, University of Groningen, NL-9747 AA Groningen, The Netherlands
64 ²¹ Lanzhou University, Lanzhou 730000, People's Republic of China
65 ²² Liaoning University, Shenyang 110036, People's Republic of China
66 ²³ Nanjing Normal University, Nanjing 210023, People's Republic of China
67 ²⁴ Nanjing University, Nanjing 210093, People's Republic of China
68 ²⁵ Nankai university,
69 ²⁶ Peking University, Beijing 100871, People's Republic of China
70 ²⁷ Seoul National University, Seoul, 151-747 Korea
71 ²⁸ Shandong University, Jinan 250100, People's Republic of China
72 ²⁹ Shanxi University, Taiyuan 030006, People's Republic of China
73 ³⁰ Sichuan University, Chengdu 610064, People's Republic of China
74 ³¹ Soochow University, Suzhou 215006, People's Republic of China
75 ³² Sun Yat-Sen University, Guangzhou 510275, People's Republic of China
76 ³³ Tsinghua University, Beijing 100084, People's Republic of China
77 ³⁴ (A)Ankara University, Dogol Caddesi, 06100 Tandogan, Ankara, Turkey; (B)Dogus
78 University, 34722 Istanbul, Turkey; (C)Uludag University, 16059 Bursa, Turkey
79 ³⁵ Universitaet Giessen, D-35392 Giessen, Germany
80 ³⁶ University of Chinese Academy of Sciences, Beijing 100049, People's Republic of China
81 ³⁷ University of Hawaii, Honolulu, Hawaii 96822, USA
82 ³⁸ University of Minnesota, Minneapolis, Minnesota 55455, USA
83 ³⁹ University of Rochester, Rochester, New York 14627, USA
84 ⁴⁰ University of Science and Technology of China, Hefei 230026, People's Republic of China
85 ⁴¹ University of South China, Hengyang 421001, People's Republic of China
86 ⁴² University of the Punjab, Lahore-54590, Pakistan
87 ⁴³ (A)University of Turin, I-10125, Turin, Italy; (B)University of Eastern
88 Piedmont, I-15121, Alessandria, Italy; (C)INFN, I-10125, Turin, Italy
89 ⁴⁴ Wuhan University, Wuhan 430072, People's Republic of China
90 ⁴⁵ Zhejiang University, Hangzhou 310027, People's Republic of China
91 ⁴⁶ Zhengzhou University, Zhengzhou 450001, People's Republic of China
92 ^a Also at the Novosibirsk State University, Novosibirsk, 630090, Russia
93 ^b Also at the Moscow Institute of Physics and Technology, Moscow 141700, Russia
94 ^c Also at University of Texas at Dallas, Richardson, Texas 75083, USA
95 ^d Also at the PNPI, Gatchina 188300, Russia
96 ^e Present address: Nagoya University, Nagoya 464-8601, Japan

With a sample of 225.3 million J/ψ events taken with the BESIII detector, the decay $J/\psi \rightarrow \gamma 3(\pi^+\pi^-)$ is analyzed. A structure at 1.84 GeV/c² is observed in the $3(\pi^+\pi^-)$ invariant mass spectrum with a statistical significance of 7.6σ . The mass and width are measured to be $M = 1842.2 \pm 4.2^{+7.1}_{-2.6}$ MeV/c² and $\Gamma = 83 \pm 14 \pm 11$ MeV. The product branching fraction is determined to be $B(J/\psi \rightarrow \gamma X(1840)) \times B(X(1840) \rightarrow 3(\pi^+\pi^-)) = (2.44 \pm 0.36^{+0.60}_{-0.74}) \times 10^{-5}$. No η' signals are observed in the $3(\pi^+\pi^-)$ invariant mass spectrum, and the upper limit of the branching fraction for the decay $\eta' \rightarrow 3(\pi^+\pi^-)$ is set to be 3.1×10^{-5} at a 90% confidence level.

97 Within the framework of Quantum Chromodynamics¹¹²
98 (QCD), the existence of gluon self-coupling suggests that¹¹³
99 in addition to conventional meson and baryon states,¹¹⁴
100 there may exist bound states such as glueballs, hybrid¹¹⁵
101 states and multiquark states. Experimental searches for¹¹⁶
102 glueballs and hybrid states have been carried out for¹¹⁷
103 many years, and so far no conclusive evidence has been¹¹⁸
104 found. The establishment of new forms of hadronic mat-¹¹⁹
105 ter beyond simple quark-antiquark system remains one¹²⁰
106 of the main interests in experimental particle physics. ¹²¹

107 Decays of the J/ψ particle have always been regarded¹²²
108 as an ideal environment in which to study light hadron¹²³
109 spectroscopy and search for new hadrons. At BESII, im-¹²⁴
110 portant advances in light hadron spectroscopy were made¹²⁵
111 using studies of J/ψ radiative decays [1–3]. Of interest is¹²⁶

the observation of the $X(1835)$ state in $J/\psi \rightarrow \gamma\pi^+\pi^-\eta'$
decay, which was confirmed recently by BESIII [4] and
CLEO-c [5]. Since the discovery of the $X(1835)$, many
possible interpretations have been proposed, such as a
 $p\bar{p}$ bound state [6–9], a glueball [10, 11], or a radial
excitation of the η' meson [12, 13]. In the search for
the $X(1835)$ in other J/ψ hadronic decays, BESIII re-
ported the first observation of the $X(1870)$ in $J/\psi \rightarrow$
 $\omega\pi^+\pi^-\eta$ [14]. More recently, BESIII performed spin-
parity analyses of threshold structures, the $X(p\bar{p})$, ob-
served in $J/\psi \rightarrow \gamma p\bar{p}$ [15], and the $X(1810)$, observed
in $J/\psi \rightarrow \gamma\omega\phi$ [16]. The spin-parity of the $X(p\bar{p})$ is
found to be 0^{-+} and the $X(1810)$ is confirmed to be a
 0^{++} state. To understand their nature, further study is
strongly needed, in particular, in searching for new decay

127 modes.

128 Since the $X(1835)$ was confirmed to be a pseudoscalar
129 particle [4] and it may have properties in common with
130 the η_c . Six charged pions is a known decay mode of the
131 η_c ; therefore, J/ψ radiative decays to $3(\pi^+\pi^-)$ may be a
132 favorable channel to search for the X states in the 1.8 -
133 1.9 GeV/c^2 region.

134 In this letter, we present results of a study of $J/\psi \rightarrow$
135 $\gamma 3(\pi^+\pi^-)$ decays using a sample of $(225.3 \pm 2.8) \times 10^6$
136 J/ψ events [18] collected with the BESIII detector [19].
137 A structure at 1.84 GeV/c^2 (denoted as $X(1840)$ in this
138 letter), is clearly observed in the mass spectrum of six
139 charged pions. Meanwhile in an attempt to search for
140 η' decaying into six charged pions, no η' signals are ob-
141 served. The upper limit on the decay branching fraction
142 is set at a 90% confidence level.

143 The BESIII detector is a magnetic spectrometer located at
144 BEPCII [20], a double-ring e^+e^- collider with the design
145 peak luminosity of $10^{33} \text{ cm}^{-2}\text{s}^{-1}$ at a center of mass
146 energy of 3.773 GeV. The cylindrical core of the BESIII
147 detector consists of a helium-based main drift chamber (MDC),
148 a plastic scintillator time-of-flight¹⁸³ system (TOF), and a
149 CsI(Tl) electromagnetic calorimeter (EMC), which are all
150 enclosed in a superconducting¹⁸⁵ solenoidal magnet provid-
151 ing a 1.0 T magnetic field.¹⁸⁶ The solenoid is supported
152 by an octagonal flux-return¹⁸⁷ yoke with resistive plate
153 counter muon identifier mod-¹⁸⁸ules interleaved with steel.
154 The acceptance of charged¹⁸⁹ particles and photons is 93%
155 over 4π solid angle, and¹⁹⁰ the charged-particle momentum
156 resolution at 1 GeV/c is¹⁹¹ 0.5%. The EMC measures
157 photon energies with the reso-¹⁹²lution of 2.5% (5%) at
158 1 GeV in the barrel (endcaps).¹⁹³

159 Monte Carlo (MC) simulations are used to estimate¹⁹⁴
160 the backgrounds and determine the detection efficiency.¹⁹⁵
161 Simulated events are processed using GEANT4 [21, 22],¹⁹⁶
162 where measured detector resolutions are incorporated.¹⁹⁷

163 Charged tracks are reconstructed using hits in the¹⁹⁸
164 MDC and are required to pass within ± 10 cm from the¹⁹⁹
165 interaction point in the beam direction and ± 1 cm in²⁰⁰
166 the perpendicular plane to the beam. The polar angle²⁰¹
167 of the charged tracks should be in the region $|\cos\theta| < 202$
168 0.93. Photon candidates are selected from showers in the²⁰³
169 EMC with the energy deposit in the EMC barrel region²⁰⁴
170 ($|\cos\theta| < 0.8$) greater than 25 MeV and in the EMC²⁰⁵
171 endcap region ($0.86 < |\cos\theta| < 0.92$) greater than 50²⁰⁶
172 MeV. The photon candidates should be isolated from the²⁰⁷
173 charged tracks by an opening angle of 10° .²⁰⁸

174 Candidate events are required to have six charged²⁰⁹
175 tracks with zero net charge and at least one photon. All²¹⁰
176 the charged tracks are assumed to be pions. The candi-²¹¹
177 date events are required to successfully pass a primary²¹²
178 vertex fit. A four-momentum constraint (4C) kinematic²¹³
179 fit is performed to the $J/\psi \rightarrow \gamma 3(\pi^+\pi^-)$ hypothesis, and²¹⁴
180 the χ_{4C}^2 is required to be less than 30. If the number of²¹⁵
181 photon candidates is more than one, the $\gamma 3(\pi^+\pi^-)$ com-²¹⁶
182 bination with the minimum χ_{4C}^2 is selected. To suppress²¹⁷

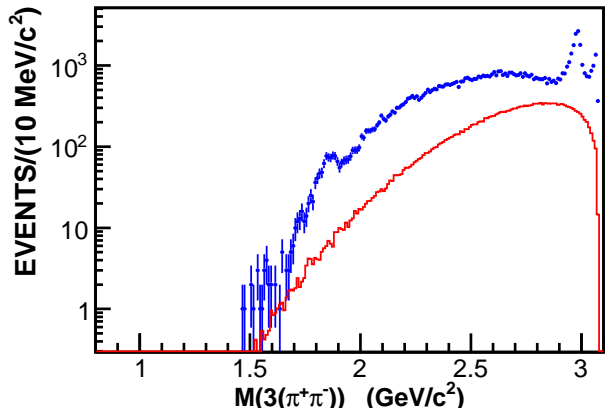


FIG. 1. Distribution of the invariant mass of $3(\pi^+\pi^-)$ from $J/\psi \rightarrow \gamma 3(\pi^+\pi^-)$ events. The dots with error bars are data; the histogram is phase space events with an arbitrary normalization.

background events with multi-photons in the final states, $P_{t\gamma}^2 = 2|\vec{P}_{\text{miss}}|^2(1 - \cos\theta_{\text{miss}})$ is required to be less than $0.0004 \text{ GeV}^2/c^2$, where \vec{P}_{miss} is the missing momentum of the six charged tracks and θ_{miss} is the angle between the missing momentum and the momentum of the radiative photon. To further reject backgrounds with additional photons in the final state, the χ_{4C}^2 of four-constraint kinematic fit in the hypothesis of $J/\psi \rightarrow \gamma 3(\pi^+\pi^-)$ is required to be less than that of the $\gamma\gamma 3(\pi^+\pi^-)$ hypothesis, and the $\gamma\gamma$ invariant mass in the $\gamma\gamma 3(\pi^+\pi^-)$ hypothesis is required to be $|M(\gamma\gamma) - M(\pi^0)| > 0.01 \text{ GeV}/c^2$. To suppress background events with $K_S \rightarrow \pi^+\pi^-$ in the final state, K_S candidates are reconstructed from secondary vertex fits to all oppositely charged track pairs. The invariant mass $M(\pi^+\pi^-)$ must be within the range $|M(\pi^+\pi^-) - M(K_S)| < 0.005 \text{ GeV}/c^2$, where the $M(K_S)$ is the nominal K_S mass [17]. The number of K_S candidates is required to be less than 2.

Figure 1 shows the $3(\pi^+\pi^-)$ invariant mass spectrum for events that survive the above selection criteria, where a clear η_c peak is observed around $2.98 \text{ GeV}/c^2$, no evident η' signal is observed, and a distinct enhancement is seen around $1.84 \text{ GeV}/c^2$. In Fig. 2, the $M(3(\pi^+\pi^-))$ distribution is plotted in the range $[1.55, 2.15] \text{ GeV}/c^2$.

To investigate possible backgrounds, we use a MC sample of 225 million simulated J/ψ decays, in which the decays with known branching fractions [17] are generated by BESEVTGEN [23] and unmeasured J/ψ decays by the Lundcharm model [24]. With the same selection criteria, we find no evident structure at $1.84 \text{ GeV}/c^2$. The background resulting from other, incorrectly reconstructed event topologies is mainly from $J/\psi \rightarrow \pi^0 3(\pi^+\pi^-)$, which show no structure at $1.84 \text{ GeV}/c^2$ in the $3(\pi^+\pi^-)$ mass spectrum. To estimate this contribution, we reconstruct the $J/\psi \rightarrow \pi^0 3(\pi^+\pi^-)$ decay from data and

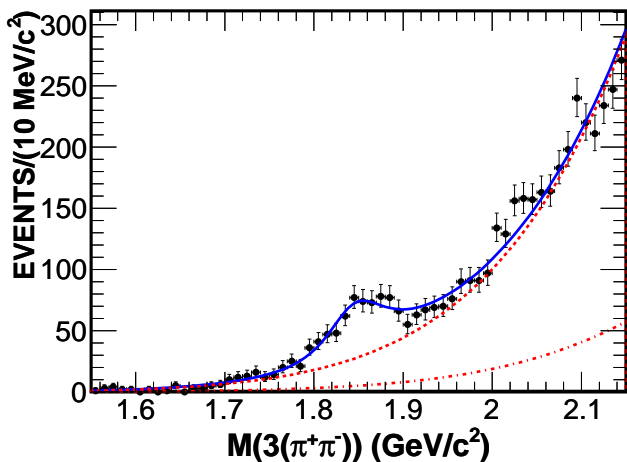


FIG. 2. The fit of mass spectrum of $3(\pi^+\pi^-)$. The dots with error bars are data; the solid line is the fit result. The dashed line represents all the backgrounds, including the background events from $J/\psi \rightarrow \pi^0 3(\pi^+\pi^-)$ (dash-dotted line, fixed in the fit) and a third-order polynomial representing other backgrounds.

then re-weight the $3(\pi^+\pi^-)$ invariant mass spectrum by a multiplicative weighting factor $\varepsilon_1/\varepsilon_2$, where ε_1 and ε_2 are the efficiencies for $J/\psi \rightarrow \pi^0 3(\pi^+\pi^-)$ MC events to pass $J/\psi \rightarrow \gamma 3(\pi^+\pi^-)$ and $J/\psi \rightarrow \pi^0 3(\pi^+\pi^-)$ selection criteria, respectively. The selection criteria for $J/\psi \rightarrow \pi^0 3(\pi^+\pi^-)$ are similar to those applied to $J/\psi \rightarrow \gamma 3(\pi^+\pi^-)$ except for the requirement of an additional photon. The background analysis shows that the structure at $1.84 \text{ GeV}/c^2$ in the $3(\pi^+\pi^-)$ mass spectrum does not come from background events.

To extract the number of signal events associated with the peaking structure, an unbinned maximum likelihood fit is applied to the six pion mass spectrum. The fit includes three components: a signal shape, shapes for the $J/\psi \rightarrow \pi^0 3(\pi^+\pi^-)$ background and other backgrounds, which have the same final states, but not contribute to the structure around $1.84 \text{ GeV}/c^2$. The signal shape is described with a Breit-Wigner function modified by effects of the phase space factor and the detection efficiency, which is determined by a phase-space MC simulation of $J/\psi \rightarrow \gamma 3(\pi^+\pi^-)$. The Breit-Wigner function is convolved with a Gaussian function to account for the detector resolution ($5.1 \text{ MeV}/c^2$, determined from MC simulation). For the background shape, the contribution from the $J/\psi \rightarrow \pi^0 3(\pi^+\pi^-)$ background, which is fixed in the fit and shown by the dash-dotted line in Fig. 2, is represented by the re-weighted $3(\pi^+\pi^-)$ invariant mass spectrum, while other contributions are represented by a third-order polynomial. The total background is shown as the dashed line in Fig. 2.

The fit yields 632 ± 93 events in the peak at $1842.2 \pm 4.2 \text{ MeV}/c^2$ and a width of $\Gamma = 83 \pm 14 \text{ MeV}$. The statistical

significance of the signal is determined from the change in log likelihood and the change of number of degrees of freedom (d.o.f) in the fit with and without the structure $X(1840)$. Different possibilities have been studied by varying the fit range and the background shapes and by removing the phase space factor. Among all possibilities the smallest statistical significance was 7.6σ corresponding to $-2\Delta\ln L = 67$ and $\Delta\text{d.o.f} = 3$. With the detection efficiency, $(11.5 \pm 0.1)\%$, obtained from the phase space MC simulation, the product branching fraction is measured to be $B(J/\psi \rightarrow \gamma X(1840)) \times B(X(1840) \rightarrow 3(\pi^+\pi^-)) = (2.44 \pm 0.36) \times 10^{-5}$, where the error is statistical only.

No η' events are observed in the $3(\pi^+\pi^-)$ mass spectrum. The upper limit at the 90% confidence level is 2.44 events with the confidence intervals suggested in Ref. [25]. The detection efficiency in the mass region $[0.928, 0.988] \text{ GeV}/c^2$ is determined to be $(7.8 \pm 0.1)\%$ from the MC simulation. Since only the statistical error is considered when we obtain the 90% upper limit of the number of events, the upper limit of the number of events is shifted up by one sigma of the total systematic uncertainty shown below in Table I. With the number of J/ψ events and the measured $B(J/\psi \rightarrow \gamma\eta') = (5.16 \pm 0.15) \times 10^{-3}$ [17], the upper limit of the branching fraction is obtained to be $B(\eta' \rightarrow 3(\pi^+\pi^-)) < 3.1 \times 10^{-5}$.

Sources of systematic errors and their corresponding contributions to the measurement of the branching fractions are summarized in Table I. The uncertainties in tracking and photon detection have been studied [26] and the difference between data and MC is about 2% per charged track and 1% per photon, which is taken as the systematic error. Uncertainty associated with the 4C kinematic fit comes from the inconsistency between data and MC simulation of the fit; this difference is reduced by correcting the track helix parameters of MC simulation, as described in detail in Ref. [27]. In this analysis, we take the efficiency with correction as the nominal value, and take the difference between the efficiencies with and without correction as the systematic uncertainty from the kinematic fit. The background uncertainty is determined by changing the background functions and the fit range. The uncertainties from the mass spectrum fit include contributions from the variation of the phase space factor and the possible impact of other resonances (eg. $f_2(2010)$). The systematic error for the $P_{\gamma\gamma}^2$ selection criterion is estimated with the sample of $J/\psi \rightarrow \pi^0 3(\pi^+\pi^-)$ by comparing the efficiency of this requirement between MC and data. For the detection efficiency uncertainty due to the unknown spin-parity of the structure, we use the difference between phase space and a pseudoscalar meson hypothesis. The uncertainties from MC statistics, the branching fraction of $J/\psi \rightarrow \gamma\eta'$ [17] and the flux of J/ψ events [18] are also considered. We assume all of these sources are independent, and take the total systematic error to be their sum in quadrature.

The systematic uncertainties on mass and width are

306 estimated from the mass scale, background shape, fit-
 307 ting range, mass spectrum fit, and possible biases due to
 308 the fitting procedure. The uncertainty from the detector
 309 resolution is checked by using a double Gaussian func-
 310 tion as the resolution function, and the change is found
 311 to be negligible. The uncertainty from the mass scale
 312 is estimated by fitting the η_c resonance in $M(3(\pi^+\pi^-))$
 313 spectrum. Uncertainties from the background shape and
 314 fitting range are estimated by varying the functional form
 315 used to represent the background and the fitting range.
 316 Uncertainties from mass spectrum fit include contribu-
 317 tions from the variation of the phase space factor and
 318 the possible impact of other resonances (eg. $f_2(2010)$).
 319 Possible biases due to the fitting procedure are estimated
 320 from differences between the input and output of the
 321 mass and width values from MC studies. Adding these
 322 sources in quadrature, the total systematic error on the
 323 mass is $^{+7.1}_{-2.6}$ MeV/ c^2 and on the width is ± 11 MeV.

TABLE I. Summary of the systematic uncertainties in the
 branching fractions (in unit of %).

Sources	$X(1840)$	η'
MDC tracking	12	12
Photon detection	1	1
$P_{t\gamma}^2$ cut	2.0	2.0
Kinematic fit	4.3	5.1
Background uncertainty	17.1	-
Mass spectrum fit	$^{+10.3}_{-20.3}$	-
Detection efficiency	6.1	-
MC statistics	0.9	1.3
$B(J/\psi \rightarrow \gamma\eta')$	-	2.9
Number of J/ψ events	1.2	1.2
Total	$^{+24.6}_{-30.2}$	13.7

324 In summary, we studied the decay $J/\psi \rightarrow \gamma 3(\pi^+\pi^-)$
 325 with a 225.3 million J/ψ event sample [18] accumu-
 326 lated at the BESIII detector. A structure at 1.84
 327 GeV/ c^2 is observed in the $3(\pi^+\pi^-)$ mass spectrum with
 328 a statistical significance of 7.6σ . Fitting the structure
 329 $X(1840)$ with a modified Breit-Wigner function yields
 330 $M = 1842.2 \pm 4.2^{+7.1}_{-2.6}$ MeV/ c^2 and $\Gamma = 83 \pm 14 \pm 11$
 331 MeV. The product branching fraction is determined to
 332 be $B(J/\psi \rightarrow \gamma X(1840)) \times B(X(1840) \rightarrow 3(\pi^+\pi^-)) =$
 333 $(2.44 \pm 0.36^{+0.60}_{-0.74}) \times 10^{-5}$. The comparison to the BESIII
 334 results of the masses and widths of the $X(1835)$ [4],
 335 $X(p\bar{p})$ [15], $X(1870)$ [14], and $X(1810)$ [16] are displayed
 336 in Fig. 3, where the mass of $X(1840)$ is in agreement with
 337 those of $X(1835)$ and $X(p\bar{p})$, while its width is signifi-
 338 cantly different from either of them. However, we do not
 339 include the BESII result in Fig. 3 as a more precise study
 340 of the $X(1835)$ in BESIII [4] indicates that one must
 341 consider the presence of additional resonances above 2
 342 GeV/ c^2 that were not apparent in the BESII analysis
 343 to obtain an accurate determination of the width of the
 344 $X(1835)$. Therefore, based on these data, one cannot

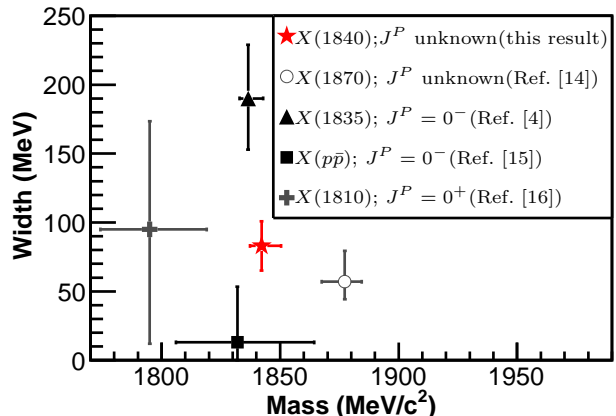


FIG. 3. Comparisons of observations at BESIII. The error bars include statistical, systematic, and, where applicable, model uncertainties.

determine whether $X(1840)$ is a new state or the signal
 of a $3(\pi^+\pi^-)$ decay mode of an existing state. Further
 study, including an amplitude analysis to determine the
 spin and parity of the $X(1840)$, is needed to establish
 the relationship between different experimental observa-
 tions in this mass region and determine the nature of the
 underlying resonance or resonances.

A search for $\eta' \rightarrow 3(\pi^+\pi^-)$ is also performed, but no
 η' signal is observed. The upper limit on the branch-
 ing fraction for the decay at the 90% confidence level is
 $B(\eta' \rightarrow 3(\pi^+\pi^-)) < 3.1 \times 10^{-5}$, which is improved by
 one order of magnitude compared to the previous meas-
 urement [28].

The BESIII collaboration thanks the staff of BEPCII
 and the computing center for their strong support. This
 work is supported in part by the Ministry of Science and
 Technology of China under Contract No. 2009CB825200;
 National Natural Science Foundation of China (NSFC)
 under Contracts Nos. 10625524, 10821063, 10825524,
 10835001, 10935007, 11125525, 11175189, 11235011;
 Joint Funds of the National Natural Science Founda-
 tion of China under Contracts Nos. 11079008, 11179007;
 the Chinese Academy of Sciences (CAS) Large-Scale
 Scientific Facility Program; CAS under Contracts Nos.
 KJCX2-YW-N29, KJCX2-YW-N45; 100 Talents Pro-
 gram of CAS; German Research Foundation DFG under
 Contract No. Collaborative Research Center CRC-1044;
 Istituto Nazionale di Fisica Nucleare, Italy; Ministry of
 Development of Turkey under Contract No. DPT2006K-
 120470; U. S. Department of Energy under Contracts
 Nos. DE-FG02-04ER41291, DE-FG02-05ER41374, DE-
 FG02-94ER40823; U.S. National Science Foundation;
 University of Groningen (RuG) and the Helmholtzzen-
 trum fuer Schwerionenforschung GmbH (GSI), Darm-
 stadt; National Research Foundation of Korea Grant No.
 2011-0029457 and WU Grant No. R32-10155.

-
- 381 [1] J. Z. Bai *et al.* [BES Collaboration], Phys. Rev. Lett. **91**, 022001 (2003).
382
383 [2] M. Ablikim *et al.* [BES Collaboration], Phys. Rev. Lett. **95**, 262001 (2005).
384
385 [3] M. Ablikim *et al.* [BES Collaboration], Phys. Rev. Lett. **96**, 162002 (2006).
386
387 [4] M. Ablikim *et al.* [BESIII Collaboration], Phys. Rev. Lett. **106**, 072002 (2011).
388
389 [5] J. P. Alexander *et al.* [CLEO Collaboration], Phys. Rev. D **82**, 092002 (2010).
390
391 [6] G. J. Ding and M. L. Yan, Phys. Rev. C **72**, 015208 (2005); G. J. Ding and M. L. Yan, Eur. Phys. J. A **28**, 351 (2006).
392
393 [7] J. P. Dedonder, B. Loiseau, B. El-Bennich and S. Wycech, Phys. Rev. C **80**, 045207 (2009).
394
395 [8] C. Liu, Eur. Phys. J. C **53**, 413 (2008).
396
397 [9] Z. G. Wang and S. L. Wan, J. Phys. G **34**, 505 (2007).
398
399 [10] B. A. Li, Phys. Rev. D **74**, 034019 (2006).
400
401 [11] N. Kochelev and D. P. Min, Phys. Lett. B **633**, 283 (2006).
402
403 [12] T. Huang and S. L. Zhu, Phys. Rev. D **73**, 014023 (2006).
404
405 [13] J. S. Yu, Z. F. Sun, X. Liu and Q. Zhao, Phys. Rev. D **83**, 114007 (2011).
406
407 [14] M. Ablikim *et al.* [BESIII Collaboration], Phys. Rev. Lett. **107**, 182001 (2011).
408
409 [15] M. Ablikim *et al.* [BESIII Collaboration], Phys. Rev. Lett. **108**, 112003 (2012).
410
411 [16] M. Ablikim *et al.* [BESIII Collaboration], Phys. Rev. D **87**, 032008 (2013).
412
413 [17] J. Beringer *et al.* [Particle Data Group Collaboration], Phys. Rev. D **86**, 010001 (2012).
414
415 [18] M. Ablikim *et al.* [BESIII Collaboration], Chin. Phys. C **36**, 915 (2012).
416
417 [19] M. Ablikim *et al.* [BESIII Collaboration], Nucl. Instrum. Meth. A **614**, 345 (2010).
418
419 [20] J. Z. Bai *et al.* [BES Collaboration], Nucl. Instrum. Meth. A **458**, 627 (2001).
420
421 [21] S. Agostinelli *et al.* [GEANT4 Collaboration], Nucl. Instrum. Meth. A **506**, 250 (2003).
422
423 [22] J. Allison *et al.*, IEEE Trans. Nucl. Sci. **53**, 270 (2006).
424
425 [23] R. G. Ping, Chin. Phys. C **32**, 599 (2008).
426
427 [24] J. C. Chen, G. S. Huang, X. R. Qi, D. H. Zhang and Y. S. Zhu, Phys. Rev. D **62**, 034003 (2000).
428
429 [25] G. J. Feldman and R. D. Cousins, Phys. Rev. D **57**, 3873 (1998).
430
431 [26] M. Ablikim *et al.* [BESIII Collaboration], Phys. Rev. D **83**, 112005 (2011).
432
433 [27] M. Ablikim *et al.* [BESIII Collaboration], Phys. Rev. D **87**, 012002 (2013).
434
435 [28] P. Naik *et al.* [CLEO Collaboration], Phys. Rev. Lett. **102**, 061801 (2009).