

Closed, oriented, connected 3-manifolds are subtle equivalence classes of plane graphs *

Sóstenes L. Lins¹ and Diogo B. Henriques¹

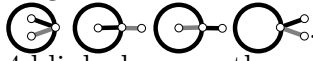
¹Center of Informatics, UFPE

November 27, 2024

Abstract

A *blink* is a plane graph with an arbitrary bipartition of its edges. As a consequence of a recent result of Martelli, it is shown that the homeomorphisms classes of closed oriented 3-manifolds are in 1-1 correspondence with specific classes of blinks. In these classes, two blinks are equivalent if they are linked by a finite sequence of local moves, where each one appears in a concrete list of 64 moves: they organize in 8 types, each being essentially the same move on 8 simply related configurations. The size of the list can be substantially decreased at the cost of losing symmetry, just by keeping a very simple move type, the *ribbon moves* denoted $\pm\mu_{11}^{\pm}$ (which are in principle redundant). The inclusion of $\pm\mu_{11}^{\pm}$ implies that all the moves corresponding to plane duality (the starred moves), except for μ_{20}^* and μ_{02}^* , are redundant and the coin calculus is reduced to 36 moves on 36 coins. A *residual fraction link* or a *flink*, is a new object which generalizes *blackboard-framed link*. It plays an important role in this work. It is in the aegis of this work to find new important connections between 3-manifolds and plane graphs.

1 Introduction

A *blink* is a plane graph with an arbitrary edge bipartition into two colors (black and gray). *Plane* means that it is given embedded in a plane. Two blinks B and B' are the same if there is an isotopy of the plane onto itself so that the image of B is B' . The next four blinks are all distinct even though they have the same subgraph: . Under the equivalence class generated by the coin moves of Theorem 1.1 these 4 blinks become the same and each of them induces the 3-dimensional sphere \mathbb{S}^3 .

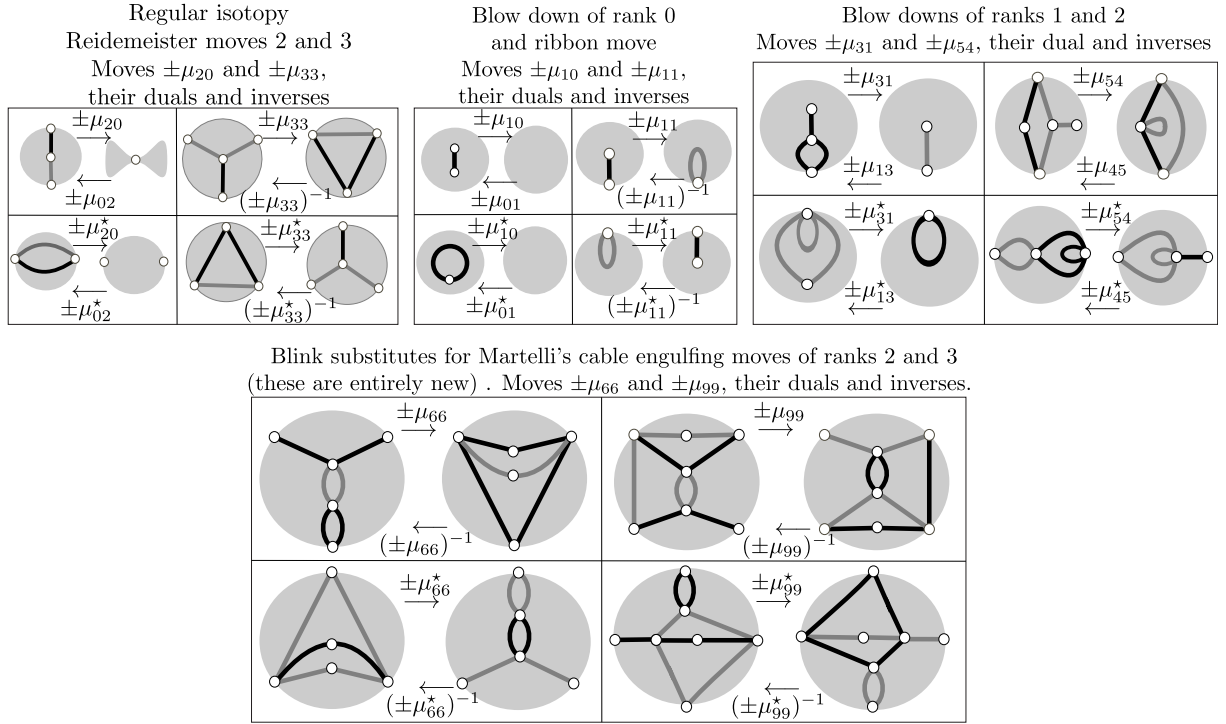
1.1 Statement of the Theorem

This paper proves the following theorem:

(1.1) Theorem. *The classes homeomorphisms of closed oriented connected 3-manifolds are in 1-1 correspondence with the equivalence classes of blinks where two blinks are equivalent if one is obtainable*

*AMS classification 05C85 and 05C83 (primary), 57M27 and 57M15 (secondary)

from the other by a finite sequence of the local moves where each term is one of the 64 moves (not necessary distinct) below



There are 64 local configurations of sub-blinks, each named a *coin*, divided into 8 families of 8 simply related coins and also divided into 32 pairs of left-right coins, A move replaces the left (right) coin of a pair by its right (left) coin. Thus, the number of moves is equal to the number of coins. Boundary and internal vertices of the coins are shown as small white disks. The complementary sub-blink in the exterior a coin is completely arbitrary; its intersection with the corresponding internal coin is a subset of the set of attachment vertices in the boundary of the coin. The support of the coins are disks, except in the the right coin of μ_{20} , case in which is a pinched disk. The number k of the attachment vertices satisfies $k \in \{0, 1, 2, 3, 4\}$.

1.2 Organization of the paper

In Section 2 the motivation, the topological preliminaries and an epistemological view of the work are discussed. The proof of the Theorem 1.1 is given in Section 3. A reduced but sufficient form of this coin calculus having 36 coins (and moves) is obtained in Section 4. In Section 5a complete census with no duplicates of the closed, oriented, connected, prime 3-manifold induced by blinks up to 8 edges.

2 Motivation and topological preliminaries

2.1 Motivation

In his Appendix to part 0, J. H. Conway in his famous book *On Numbers and Games*, [2], says: “*This appendix is in fact a cry for a Mathematician Liberation Movement!*”

Among the permissible kinds of constructions we should have:

- (i) Objects may be created from earlier objects in any reasonable constructive fashion.*
- (ii) Equality among the created objects can be any desirable equivalence relation."*

This paper is in the confluency of two significant research fields: the topological study of closed orientable 3-manifolds and the combinatorial study of plane graphs. The result proved here provides a glimpse, in the spirit of Conway's quotation, to effectively enumerate once each closed orientable 3-manifolds. Blinks are easy to construct from simpler blinks, and their isomorphism problem can be solved by a polynomial algorithm which finds, via a few fixed conventions (lexicography), a numerical *code* for it. What can be more desirable than an equivalence relation on such simple mathematical objects that captures the subtle and difficult computational topological notion of factorizing any homeomorphism between two closed, oriented, connected 3-manifolds?

2.2 Topological preliminaries

This subsection contains the basic topological material needed. It is primarily intended to the combinatorially oriented readers, unfamiliar with the fundamental definitions of knots, links and framed links. Some unfamiliar notation is also introduced and definitions which are new (such as the flinks) and that will be used throughout the paper. Moreover, a short historic overview of the known results is presented.

2.2.1 Knots and links into \mathbb{R}^3 and into \mathbb{S}^3

A *knot* K is an embedding of a circle, \mathbb{S}^1 , into \mathbb{R}^3 (or into \mathbb{S}^3 , the boundary of a 4-dimensional ball). The *unknot* is a knot which is the boundary of a disk. A *link with k components* is an embedding of a disjoint union of k copies of \mathbb{S}^1 , $(\cup_{i=1}^k \mathbb{S}_i^1)$, into \mathbb{R}^3 ((or \mathbb{S}^3) with disjoint images. In this way, a knot is a particular case of a link: one which has one component. Fig. 1 shows a 1-1 correspondence $K \leftrightarrow K'$ between knots into \mathbb{R}^3 and into \mathbb{S}^3 . By abuse of language, a knot is identified with its image.

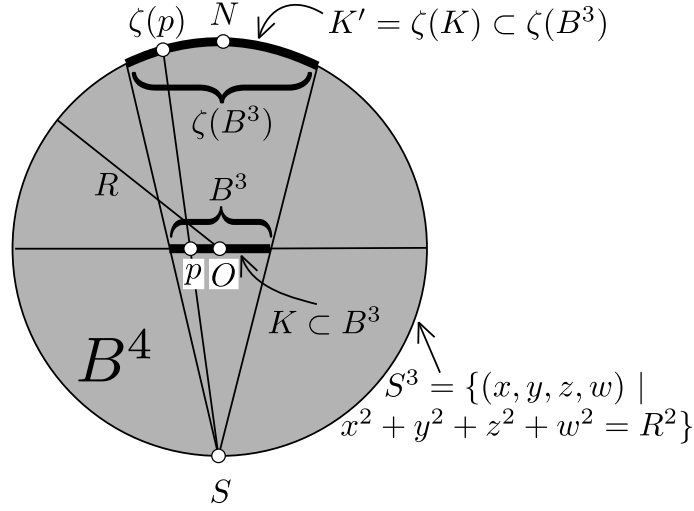


Figure 1: How a knot K into \mathbb{R}^3 is related to a knot K' into \mathbb{S}^3 : the 3-sphere \mathbb{S}^3 is the boundary of a 4-ball \mathbb{B}^4 ; the knot K is contained in a ball \mathbb{B}^3 of radius r centered in the origin O and contained in the equator $\{(x, y, z, w) \in \mathbb{B}^4 \mid w = 0\}$; by making $\frac{R}{r}$ big knots K (which the south pole of the 4-ball) and K' are as close as being isometric as desired. K' is the image of K under the stereographic projection ζ centered at the south pole S . In this work, knots into \mathbb{R}^3 and into \mathbb{S}^3 are worked with. Thus the easy correspondence between the two types is welcome.

Links can be presented with profit by their *decorated general position projections* into the xy -plane \mathbb{R}^2 , by simply making 0 the z -coordinate. As in Fig. 1, the knot is inside $\mathbb{B}^3 \subset \mathbb{R}^3$, having made the 4th coordinate w equal to 0. Here *general position* means that in the image of the link there is no triple points and that at each neighborhood of a double point is the transversal crossing of two segments of the link, named *strands*. *Decorated* means that we keep the information of which strand is the upper one, usually by removing a piece of the lower strand. In this paper yet another way to decorate the link projections is used: the images of the link components are thick black curves and the upper strands are indicated by a thinner white segment inside the thick black curve at the crossing (see left side of Fig. 3).

2.2.2 Framed knots, ribbons, framed links and blackboard-framed links into \mathbb{R}^3

A *framed knot* is an embedding of $\mathbb{S}^1 \times [-\epsilon, +\epsilon]$ into \mathbb{R}^3 (or \mathbb{S}^3), for an arbitrarily fixed $\epsilon > 0$. A framed knot is also called a *ribbon*. The *base knot* of a ribbon is the ribbon restricted to $\mathbb{S}^1 \times \{0\}$. A *framed link* is a collection of ribbons with disjoint images. The ribbons used are prepared by isotopies so that their projections remain with constant width 2ϵ . Fig. 2 shows how to achieve this condition.

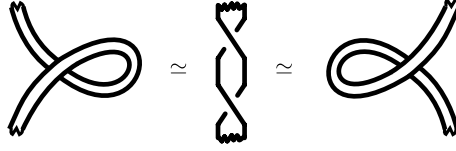


Figure 2: Getting a constant width immersion of a ribbon projection into \mathbb{R}^2 . Each 360-degree rotation of the ribbon in the space is ambient isotopic to a curl in the ribbon (in two different ways) so as to maintain constant the width immersion of the ribbon projection. In particular, after making these isotopies, the intersection of the images of $\mathbb{S}^1 \times \{-\epsilon\}$ and $\mathbb{S}^1 \times \{+\epsilon\}$ have 4 distinct points (it used to have 2 points) near each crossing of the base link and there are no other crossings in the immersed ribbons.

Note that a blackboard-framed link is not a framed link. Indeed, the blackboard-framed is the base link of its framed link, see Fig. 3.

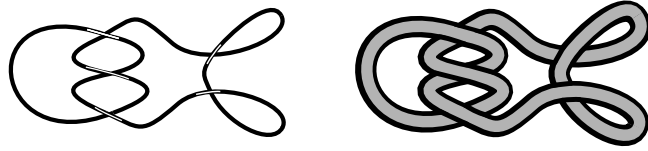
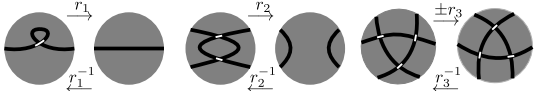


Figure 3: A knot and its corresponding framed knot (its ribbon) in an adequate projection, one which maintains the width of the ribbon. Taking the base knot of this ribbon produces back the blackboard-framed link, seeing on the left.

The isotopy class of a framed link is determined by assigning an integer to each component of the link which is equal to the *linking number* of the two components of the boundary of each of its ribbon oriented in the same way. The linking number can be obtained from an arbitrary decorated general position projection of the oriented band: it is equal to half of the algebraic sum of the (\pm) -signs of the crossings of distinct boundary components. The convention is that $\times \rightarrow +1$, $\times \rightarrow -1$. The linking number is an invariant, that is, it does not depend on the particular projection used. This is proved by K. Reidemeister in its 1932 book on Knot Theory, [20]. He isolates three local moves r_1, r_2, r_3 that are enough to finitely factor any arbitrary ambient isotopy between two decorated general position

projections of the same link: . The *self-writhe* of a projected link component is the algebraic sum of the signs of the self-crossings of that component.

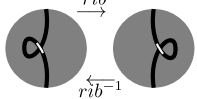
As a matter of fact, Theorem 1.1 which is proved in this work is the counterpart for 3-manifolds of Reidemeister Theorem. Note that in the coin calculus depicted together with flinks in Fig. 12 there are 8 versions of each of Reidemeister moves r_2 and r_3 . Note also that Reidemeister move r_1 is not used at all. The equivalence class of decorated general position link projection generated by $r_2^{\pm 1}$ and $r_3^{\pm 1}$ is called *regular isotopy*. It plays an important role in the computation of the Jones invariants via Kauffman's bracket [9].

A *blackboard-framed link* is an *adequate projection* of a framed link prepared by isotopy so that the base link is projected as a decorated general position one and its ribbons are immersed with constant width 2ϵ , see Fig. 2. Moreover, we adjust the number of curls and their signs (in the base link) so that the self-writhe of each component coincides with the linking number of the two boundary components

of its ribbon. The advantage of the blackboard-framed link is that we no longer have to worry about assigning numbers to the components. These integer numbers are induced by the plane of projection. The importance of this concept was advocated by L. Kauffman in a number of works, including [10] and [11]. Its generalization follows.

2.2.3 Flinks and its relation with blinks

A new object, defined in this work is a *flink*. It generalizes the notion of blackboard-framed link in an adequate way (an invariance under Kirby's handle sliding move) to be made clear, see Fig.6. Flink is a dutch word meaning *significantly*. It is also an acronym for residual **fraction link**. A *residual fraction* is either an irreducible fraction $\frac{p}{q}$ with $0 < p < q$, else $\pm 1/0 = \pm\infty$, else $0/1 = 0$. The *ribbon move* in a decorated general position link projection in \mathbb{R}^2 is the move defined by the following change in a

pair of coins: . A *flink* is the equivalence class of fraction decorated general position link projections under regular isotopies and ribbon moves. *Fraction decorated* means decorated and having a residual fraction assigned to each component. A 0-*flink* is one so that each component has 0 as its residual fraction. Note that 0-flink and blackboard-framed link are the same concept. Fig. 4 shows that there is a 1-1 correspondence between 0-flinks and blinks.

The *surgery coefficients* p' and q associated to a component of a *flink* satisfy (by definition) $\frac{p'}{q} = w + \frac{p}{q}$ where w is the self-writhe of the component and $\frac{p}{q}$ is its residual fraction.

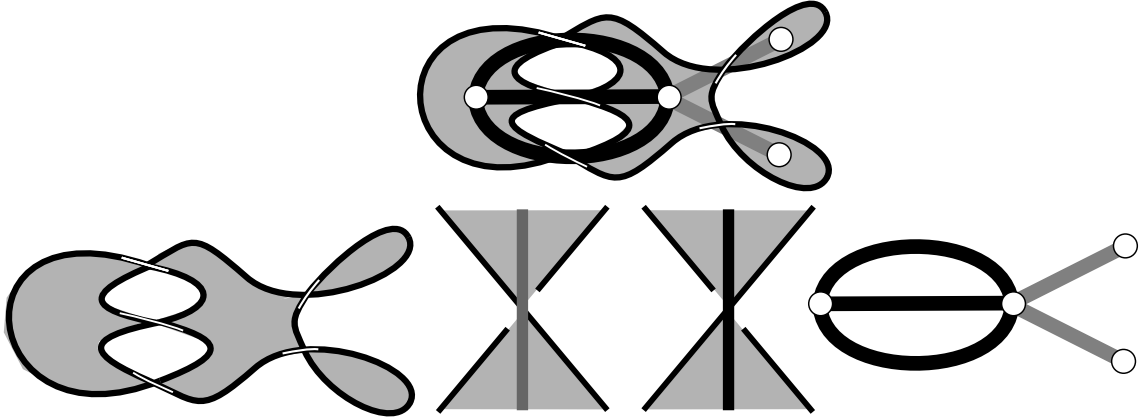


Figure 4: From 0-flink to blink and back: the projection of any link can be 2-face colorable into white and gray with the infinite face being white so that each subcurve between two crossing have their incident faces receiving distinct colors. The above figure shows how to transform a link projection into a blink (with thicker edges than the curves representing the link projection). The vertices of the blink are distinguished fixed points represented by white disks in the interior of the gray faces. Each crossing of the link projection becomes an edge in the corresponding blink, An edge of the blink is gray if the upper strand that crosses it is from northwest to southeast, it is black if the the upper strand that crosses it is from northeast to southwest. The inverse procedure is clearly defined. In fact, the link is the so called *medial map* of the blink. Thus we have a 1-1 correspondence between 0-flinks and blinks. The (complete) blink at the right induces Poincaré's sphere, the spherical dodecahedron space. The expressibility of a blink is powerful: quite complicated 3-manifolds are induced by simple blinks.

2.2.4 Lickorish's groundbreaking result

In a groundbreaking work (1962), W.B.R. Lickorish, [14], proved that any closed, oriented, connected \mathbb{M}^3 has inside it a finite number k of disjoint solid tori each in the form of a homeomorphic image of $\mathbb{S}^1 \times [-\epsilon, +\epsilon] \times [-\delta, +\delta]$, denoted by $(\mathbb{S}^1 \times [-\epsilon, +\epsilon] \times [-\delta, +\delta])_i$ so that, where \mathbb{S}^3 is the 3-dimensional sphere,

$$\mathbb{M}^3 \setminus \bigcup_{i=1}^k (\mathbb{S}^1 \times [-\epsilon, +\epsilon] \times [-\delta, +\delta])_i = \mathbb{S}^3 \setminus \bigcup_{i=1}^k (\mathbb{S}^1 \times [-\epsilon, +\epsilon] \times [-\delta, +\delta])_i.$$

As a consequence, each closed oriented 3-manifold can be obtained from \mathbb{S}^3 by removing a subset of disjoint solid tori and pasting them back in a different way. The most general parameters to identify the pasting is a pair of integers for each component of the link, named *surgery coefficients*. A filling algorithm applies component by component, is named $(\pm p, q)$ -Dehn filling, and is explained in Fig. 5. This Figure explains how to get the surgery coefficients from the flink.

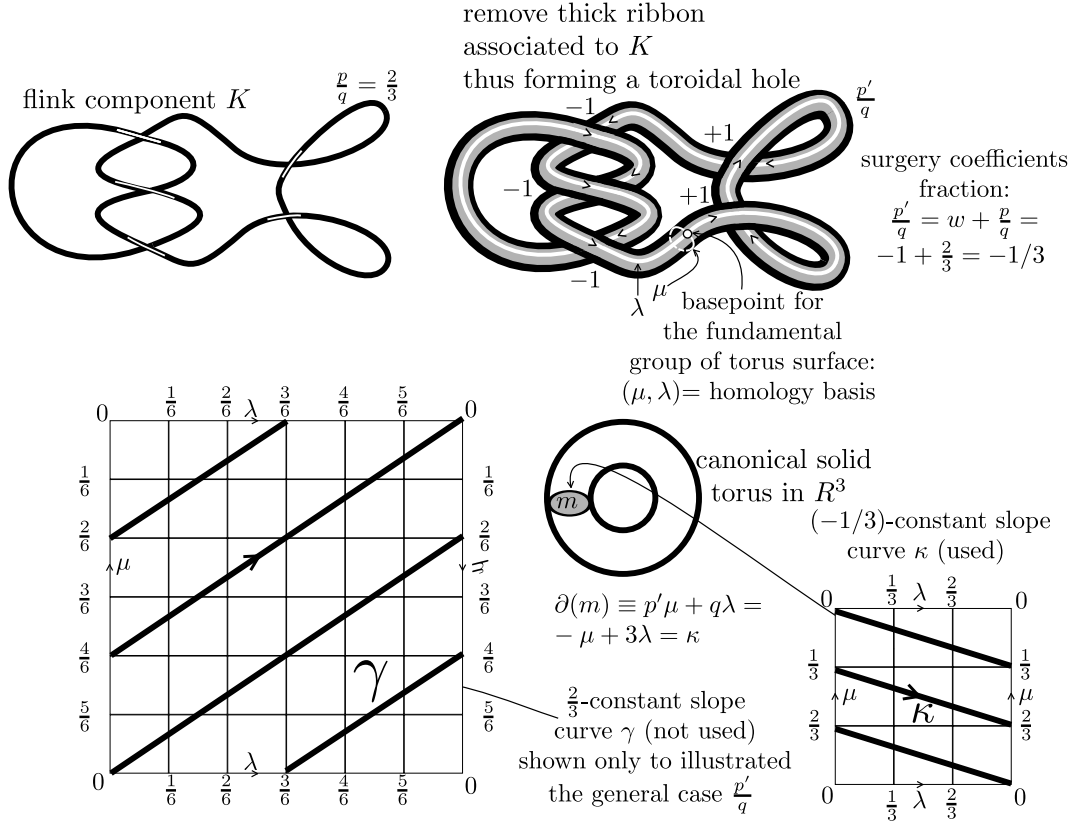


Figure 5: How to obtain a closed oriented connected 3-manifold from a flink in \mathbb{S}^3 : remove the thick ribbons corresponding to all components of the flink. Repeat the following (p', q) -Dehn filling for each component. Let $\lambda = K \times \{0\} \times \{+\delta\}$ and let μ be a closed curve that is contractible in the thick ribbon but not in its boundary. The pair of closed curves (μ, λ) form a basis for the fundamental group of the boundary of the thick ribbon. Orient μ arbitrarily and λ so that K equally oriented has linking number 1 with μ . Note that λ remains parallel to K and never touches the boundary of the ribbon. Let κ be the constant slope closed curve homotopic to $p\mu + q\lambda$. Consider a canonical solid torus embedded into \mathbb{R}^3 and let m be its meridian. Consider a homeomorphism that identify curves κ and the boundary of m , $\partial(m)$. This homeomorphism is univocally extensible to identify the boundaries of the thick ribbon and of the canonical solid torus, thus closing the toroidal hole: indeed, after identifying $m \times [-\zeta, +\zeta]$ (for a small $\zeta > 0$) in the solid torus and in the toroidal hole in the 3-manifold what remains to identify are two 3-balls. This has a unique solution up to isotopy.

For proving the theorem, and this is important in the present work, the fillings used by Lickorish satisfy $q = 1$. He call these surgeries *honest*. Actually, Lickorish's result had been proved 2 years before by A. H. Wallace [28] by using differential geometry. However it was the purely topological flavor of Lickorish's proof that spurred the subsequent developments. Also, Lickorish does not state his theorem in this way. The form used for the solid tori is convenient because of its simple relation with flinks. It is inspired in the lucid account by J. Stillwell of the Lickorish's theorem given in [25]. Each solid torus to be removed from \mathbb{S}^3 is a thick ribbon $K \times [-\epsilon, +\epsilon] \times [-\delta, +\delta]$, where K is (the image of) a component of the flink, with fixed small positive constants $\epsilon > \delta > 0$. Each section $k \in K$, $\{k\} \times [-\epsilon, +\epsilon] \times [-\delta, +\delta]$, is a rectangle whose δ -sides are parallel to the z -axis. Thus the projections of the thick ribbon and the of the ribbon coincide.

2.2.5 Kirby's famous calculus of framed links

In 1978 R. Kirby published his, to become famous, calculus of framed links, [12]. The gist of this paper is that two types of moves are enough to go from any framed link inducing a closed oriented 3-manifold to any other such link inducing the same manifold. One of the moves is absolutely local: creating or cancelling an arbitrary new unknotted component with frame ± 1 separated from the rest of the link by an \mathbb{S}^2 . The other type of move, *the band move*, [12] [10]) (*or handle sliding*) is non-local and infinite in number.

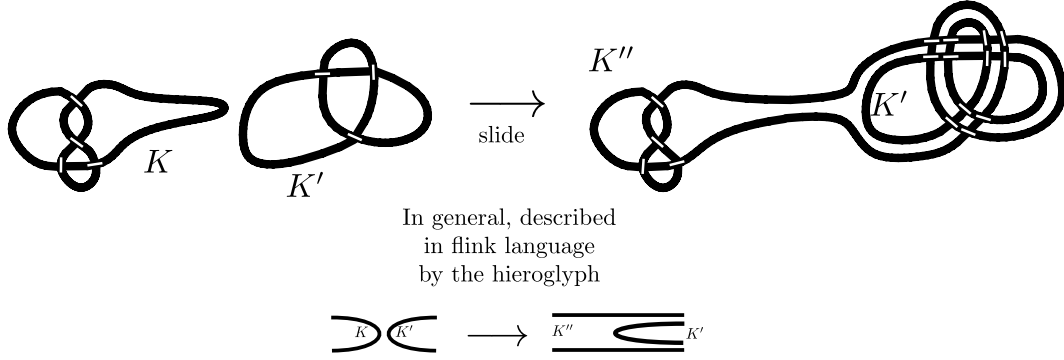


Figure 6: Kirby's *handle slide move*, also known as the *band move*. In this work the handle slide move is applied only to flinks, so there is no issue about surgery coefficients. Given K and K' two distinct components of a flink start by making a close parallel copy of K' in such a way that it forms an immersed band with its originator K . Let K'' be the connected sum of K and the copy of K' . The connected sum is defined by a em new band which is a thin rectangle arbitrarily embedded into \mathbb{S}^3 , so as to miss the link. The short sides of this band are attached to K and to the copy of K' and then, recoupled in the other way. The new band can be quite complicated because it may wander arbitrarily (as long as it misses the link) in \mathbb{R}^3 in its way to connecting the two components. More details in Kauffman's book, [10]. The property of flinks that made me introduce the concept is that the **residual fractions of the flink are invariant under the Kirby's band move**. This move then can be depicted in all its generality, via the hieroglyph shown in the bottom part of the Figure. See Section 12.3 of [11]. However, this hieroglyphic move is non-local since the exterior of the hieroglyph changes, and because there are infinite exteriors, there are infinite Kirby's band moves. Fenn-Rourke reformulation, treated next, provide an infinite sequence of trully local moves.

2.2.6 Fenn-Rourke reformulation of Kirby's calculus

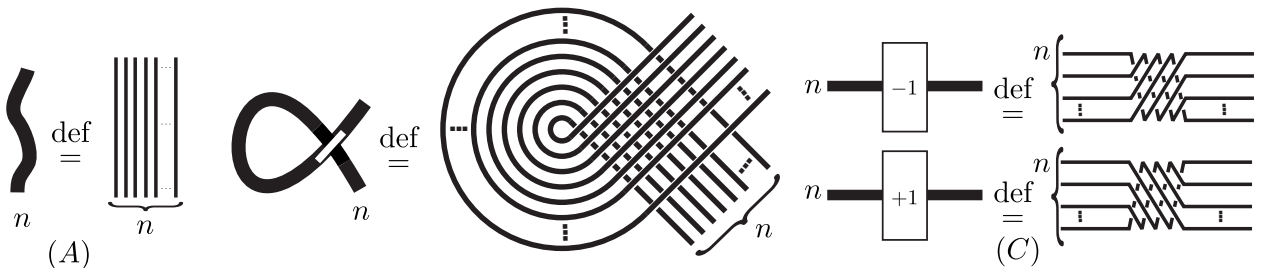


Figure 7: Notation for special disk neighborhoods of general position decorated link projections

In 1979 R. Fenn and C. Rourke ([7]) show that Kirby's moves could be replaced by an infinite sequence of a single type of move (a *blow down move*) indexed by n , which is depicted at the left side of Figure 8. In a blow down move the number of components decreases by 1. This has been a very useful reformulation with many applications, including Martelli's calculus (soon to be treated) which uses it instead of the direct moves of Kirby.

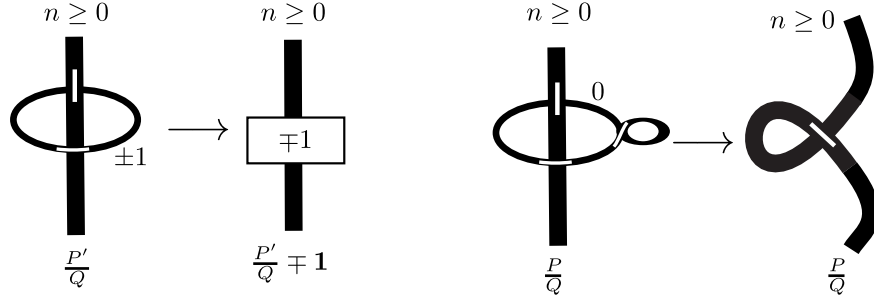


Figure 8: Fenn-Rourke infinite sequence of blown-down moves on fraction decorated links into \mathbb{R}^3 and their counterpart in terms of flinks, which generalizes Kauffman's blackboard-framed links. By definition, $\frac{P'}{Q} = (\frac{p'_1}{q_1}, \dots, \frac{p'_n}{q_n})$ and $\frac{P}{Q} = (\frac{p_1}{q_1}, \dots, \frac{p_n}{q_n})$, where $\frac{p'_i}{q_i}$ are generalized fractions associated with the i -th component of the link in \mathbb{R}^3 and $\frac{p_i}{q_i}$ is the associated residual fraction of the link projection into \mathbb{R}^2 . The blown-downs constitute an infinite sequence of local moves. The special case $n = 0$ of these moves is also defined and replace an isolated ± 1 -framed component of the unknot with one crossing by nothing. Martelli replaced the infinite sequence by the first three and two new simple moves A_3 and A_4 , described in Fig. 9.

2.2.7 Kauffman's idea to let the plane induce the integer framing

In the beginning of the 1990's L. Kauffman presented ([10]) a completely planar diagrammatic way to deal with the calculus of Kirby and its reformulation by Fenn and Rourke. The basic idea comes from the fact that every 3-manifold is induced by surgery on a framed link which has *only finite integer framings*. This characterizes the *handle surgeries*. According to Rolfsen Lickorish call each of these a *honest surgery*, page 262 of [21]. The proof that we can get any manifold by surgery on integer framed links uses, as a lemma, the fact that it is possible to modify the framed link maintaining the induced 3-manifold so that every component becomes unknotted. A proof of this lemma appears 10. If a component is unknotted then it is simple to modify the link so that each component gets an integer framing, without disturb the integrality of the framing of other components. See Theorem 2.2. So, without loss of generality we may suppose that all the components have finite integers as framings. Kauffman's proceeds by adjusting each component by attaching to it a judicious number of curls so that the required framing of a component coincides with the algebraic sum of its self-crossings. By specifying that the link is *blackboard-framed*, we no longer need the integers to specifies the framing. They are a consequence. In this work only blackboard-framed projections or their generalization, flink, are used. Flink is a convenient generalization of blackboard-framed link because their residual fractions remain constant in Kirby's calculus, in Fenn-Rourke reformulation, and in Martelli's calculus, treated next.

2.2.8 Martelli's finite calculus on fractionary framed link

In an important recent paper B. Martelli [19] presented a local and finite reformulation of the Fenn-Rourke version ([7]) of Kirby's calculus [12]. This calculus is presented in Fig. 9. It remains to be seen the consequences of Martelli's result for obtaining new 3-manifold invariants. A possible door for obtaining such invariants are generalizations of the combinatorial approach to get WRT-invariants, justified in [11] and extensively used in [17] and in [16]. To find such a generalization one has to take advantage of the specific sufficient local Martelli's calculus now available (or the coin calculus on blinks). The WRT-invariants are obtained by hiding in the Temperley-Lieb algebra the infinite cases of Kirby's band move, as pioneered by Lickorish in [15]. See also page 144 of the join monography of L. Kauffman and myself, [11]. Finding such generalization of the WRT-invariants still seems to be a formidable task. However, Martelli's theorem and the coin calculus on blinks makes it conceivable.

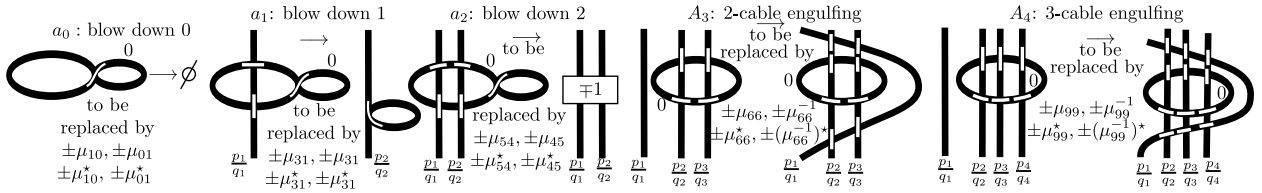


Figure 9: Martelli's calculus on flink language: Note that for the internal components of all the above moves the residual fraction are 0. Martelli' proves that by keeping only the blown-down of ranks 0, 1 and 2 and replacing all the remaining infinite sequence by two new moves, called 2- and 3-cable engulfing (denoted by A_3 and A_4), a sufficient calculus for factorizing homeomorphisms between closed oriented and connected 3-manifolds is achieved solely in terms of the above 5 local moves, their inverses, the regular isotopies moves and the ribbon moves. Moves A_3 and A_4 do not translate into blink moves because their left sides are disconnected. What makes this work possible is the replacement of these non-connected configurations by equivalent moves a_3 and a_4 so that blink translations become available. The equivalences $a_3 \equiv A_3$ and $a_4 \equiv A_4$ are proved in Fig. 11 where the diagrams for the moves appear right angle rotated relative to this figure. Observe that, in the flink language, all the residual fractions of Martelli's calculus remain invariant.

2.2.9 Unknotting a component

Any knot given by an decorated general position projection can be unknotted by a subset of crossing switches: starting in a non-crossing and going along the knot make sure that the first passage through a crossing becomes an upper strand (by switching the crossing if necessary). The result is clearly a projection of an unknot. Let F be a flink and F_i be one of its component which is knotted. It is possible to modify F at the cost of introducing new unknotted components so that F_i becomes unknotted and the induced 3-manifold does not change. This is a consequence of the above algorithm to unknot any knot and of Kirby's calculus on flinks, as shown in Fig. 10, which is adapted to fit the flink language, from [11].

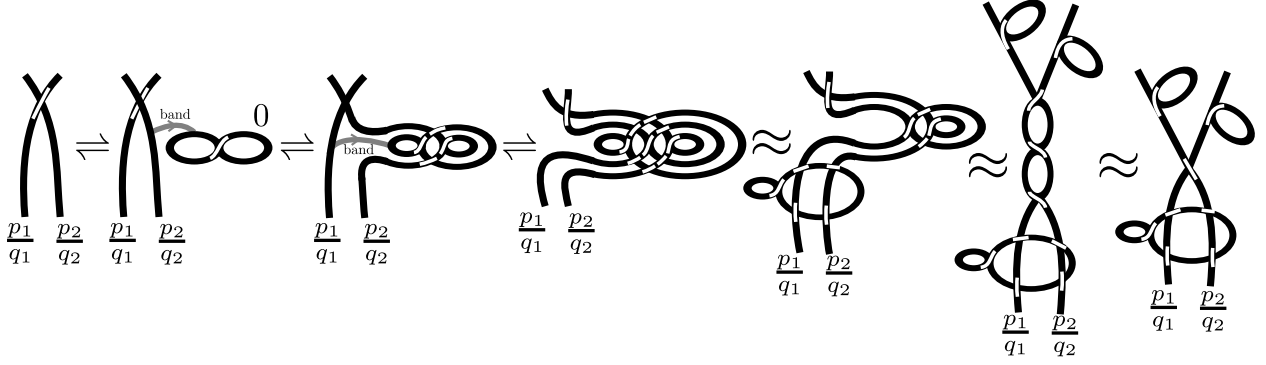


Figure 10: Switching a crossing at the cost of adding an unknotted component and some curls: this is achieved by applying Kirby's move of type 1 and twice Kirby's moves of type 2 as well as some isotopies. Note that the residual fractions stay invariant.

2.2.10 Obtaining a 0-flink inducing the same manifold as any input flink

Let $F = F_1 \cup F_2 \cup \dots \cup F_k$ be a flink and let r'_j be the fraction of the surgery coefficients given, as already defined, by the sum of the residual fraction r_j and the self-writhe of the j -th component F_j . Let F_i be an unknotted component.

(2.1) Lemma. *The two following operations on a flink F maintain the induced 3-manifold:*

- Create or cancel a component with residual fraction $\pm\infty$.
- Effect a t -full-twist about F_i changing judiciously the link and the surgery coefficient fractions r'_k 's.

The surgery coefficient fractions change as follows:

Component F_i of the twist: $r''_i = 1/(t + (1/r'_i))$

Other components F_j : $r''_j = r'_j + t(\text{lk}(F_i, F_j))^2$.

The link changes as follows:

Effect t positive or negative full twists, according to the \mp -sign of t , in the cable of parallel lines encircled by F_i .

Proof. The proof of this result is given in [21]. □

(2.2) Theorem. *Given any flink, there exists a 0-flink inducing the same 3-manifold obtainable by a polynomial algorithm in the product of its residual fraction denominators.*

Proof. Let F_i be an knotted component of a flink F which have a non-null residual fraction $\frac{p}{q}$. Switch crossings as in `reffig:switchingcrossing` so that F_i becomes unknotted, with the same residual fraction $\frac{p}{q}$ and respective surgery coefficient fraction $\frac{p'}{q}$. If $p' = \pm 1$ then use Lemma 2.2 with $t = \mp q$. The surgery coefficients fraction of F_i becomes $r''_i = 1/(t + (1/r'_i)) = 1/(\mp q + \pm q) = 1/0 = \infty$. And component F_i can be removed. Let $|p'| > 1$. We have $r''_i = 1/(t + (1/r'_i)) = 1/(t + (q/p'))$. Define t to be the integer so that $0 < t + q/p' = q'/p' < 1$. The new surgery coefficient fraction of F_i is $r''_i = p'/q'$, with $q' < q$. Repeating the procedure a number of times bounded by q we arrive at $q' = 1$ or $q' = 0$. Observe that the surgery coefficient fractions of the new components are integers and the one of the components F_j linked with F_i change by an integer. Thus we get to a flink whose all surgery coefficients fractions have $q = 1$. Therefore, by curl adjusting, a 0-flink inducing the same 3-manifold is obtained. □

3 Proof of the Theorem

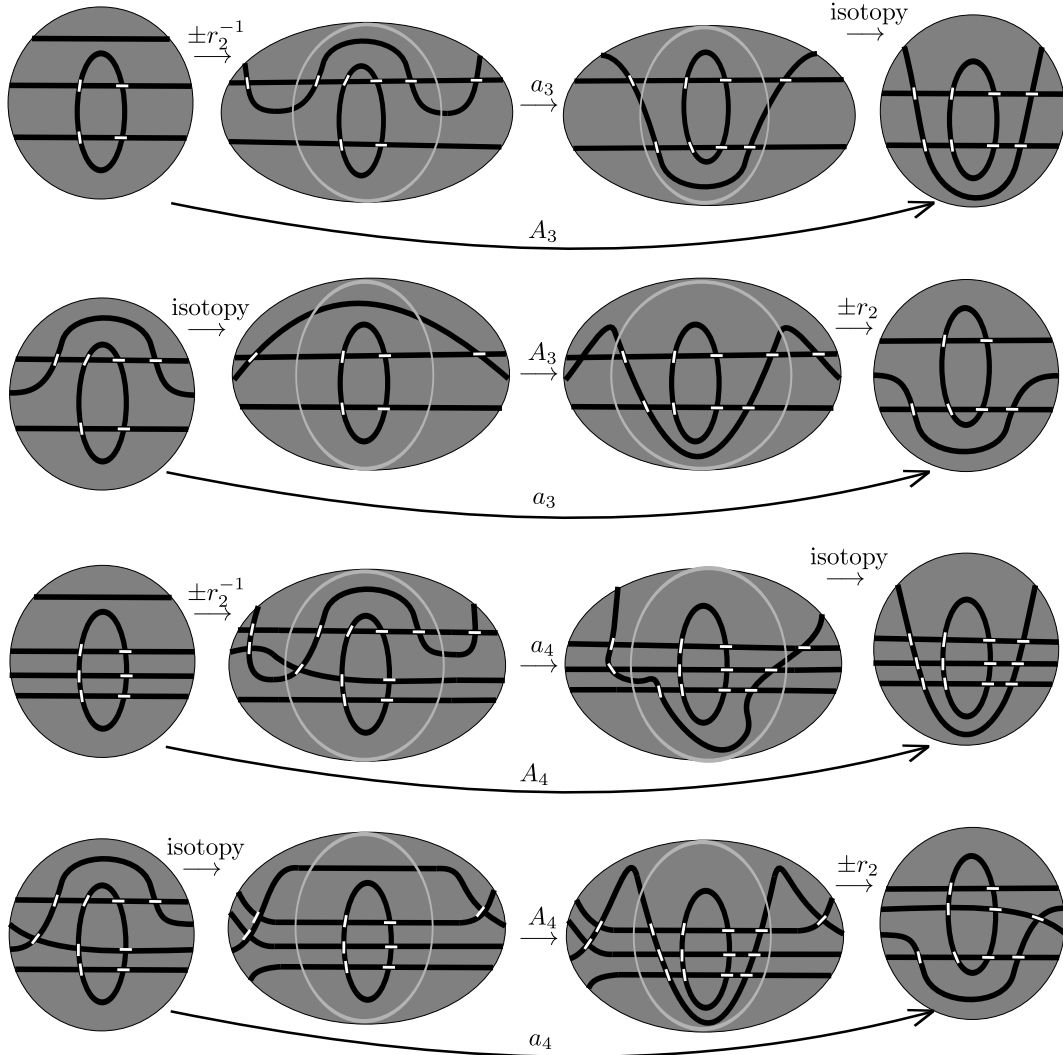


Figure 11: A proof that in the presence of $\pm r_2^{\pm 1}$, the equivalences $a_3 \equiv A_3$ and $a_4 \equiv A_4$ hold

(3.1) Lemma. *In the presence of Reidemeister moves 2, generally denoted by $\pm r_2^{\pm 1}$, moves $\pm a_3$ and $\pm A_3$ are equivalent and so are moves $\pm a_4$ and $\pm A_4$.*

Proof. We refer to Fig. 11. Its first line proves that $\pm a_3 \Rightarrow \pm A_3$. The second line proves that $\pm A_3 \Rightarrow \pm a_3$. The third line proves that $\pm a_4 \Rightarrow \pm A_4$. The last line proves that $\pm A_4 \Rightarrow \pm a_4$. \square

Proof. (of Theorem 1.1)

In Fig. 12 we draw all the moves for the revised Martelli's moves on pairs of distinctly 2-colored 0-finks and the respective blinks superimposed. The result follows by removing the 0-fink moves leaving only the blink moves which are redrawn up to isotopy, in the lower part of the figure. \square

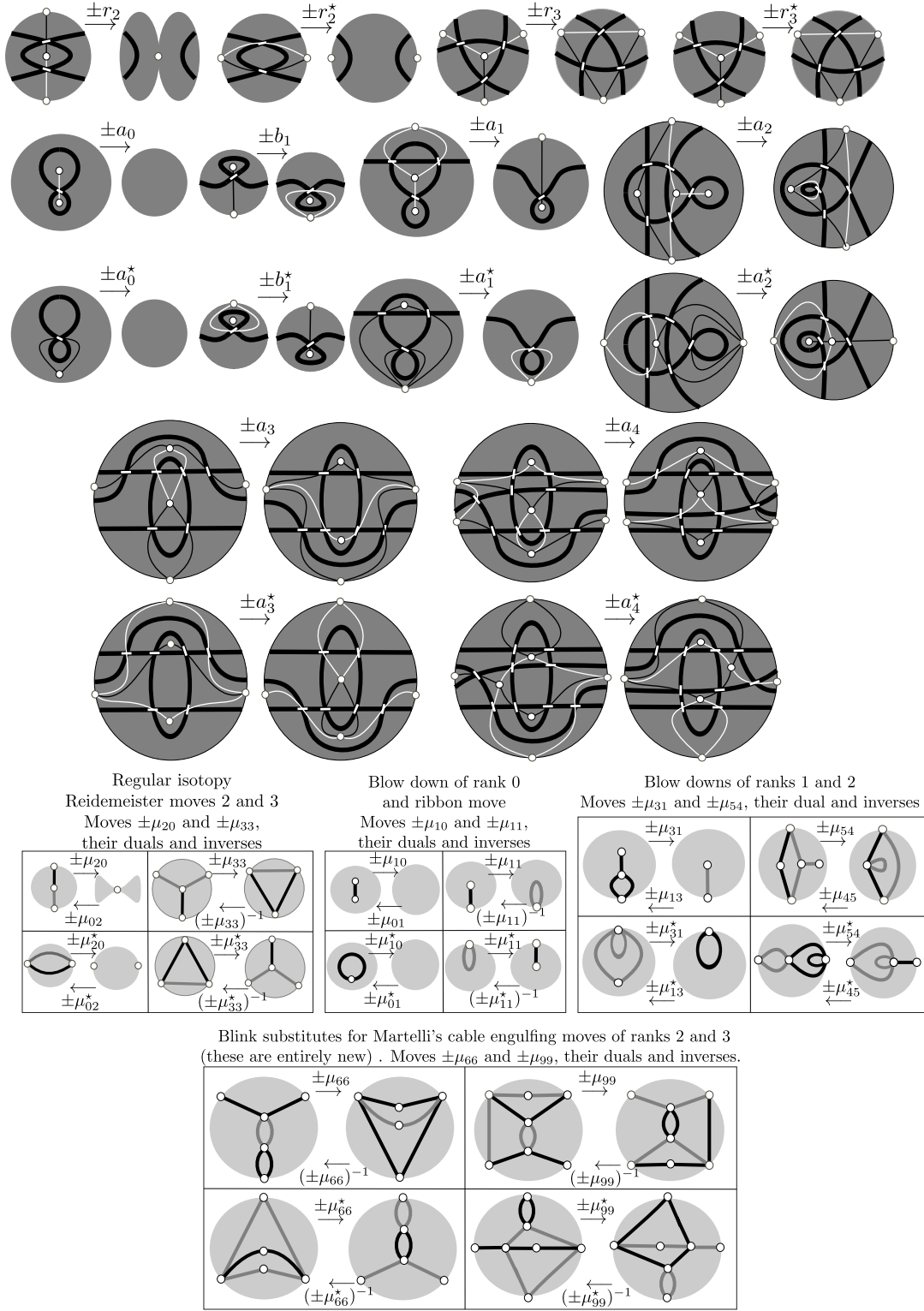


Figure 12: 0-Flink and blink versions of Martelli's revised calculus with a_3, a_4 replacing A_3, A_4 : In the upper part of the figure, distinctly 2-face colored 0-flinks and respective blinks are superimposed. This implies the moves for the coin calculus on blinks in the lower part of the figure, concluding the proof of the Theorem 1.1.

4 The role of the ribbon moves $\pm\mu_{11}^{\pm 1}$

The counterpart of the ribbon moves in the coin calculus, (also called ribbon moves) $\pm\mu_{11}^{\pm 1}$ are redundant because Martelli's calculus is in \mathbb{R}^3 . We include them in the coin calculus because with their inclusions all the dual moves, except μ_{20}^* and μ_{02}^* , become redundant.

(4.1) Lemma. *Let f be the external infinite face of a decorated general position link projection and g be a face adjacent to f . Then it is possible to interchange f and g by means of regular isotopies and one ribbon move.*

Proof. The proof is given in Fig. 13. □

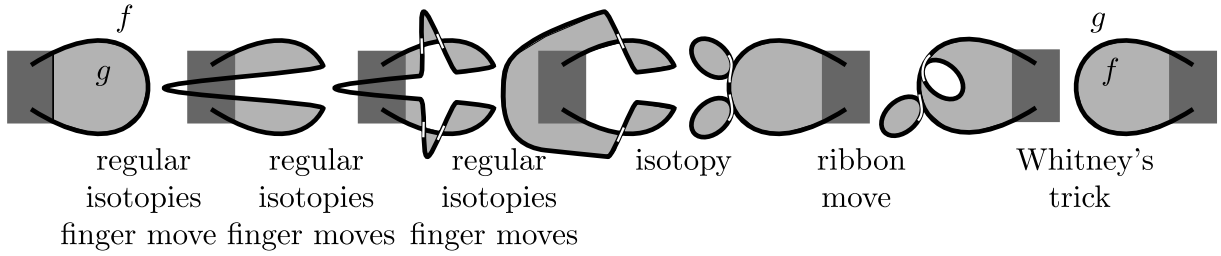


Figure 13: Changing the external face f to be any one of its adjacent faces g by means of r_2, r_3 (regular isotopies) and the ribbon move: the passage from the first to the second configurations is a *finger move* where a small segment of an edge is arbitrarily deformed as a *finger* passing over all the crossings of the dark gray rectangle; the finger move can be factored by regular isotopies; by other four finger moves one can go from the second to the third to the fourth configuration; the passage from the fourth to the fifth configuration is simply an isotopy; from the fifth to the sixth is a ribbon move; finally, the passage from the sixth to the seventh is accomplished by Whitney's trick, depicted in the proof below; Whitney's trick also factors as regular isotopies, as shown in the proof of Corollary 4.2. The net effect is to interchange the faces f and g : the initial infinite face is f and, at the end, the infinite face is g .

(4.2) Corollary. *The coin calculus can be simplified to include only the following set of 36 moves $\{\pm\mu_{20}, \pm\mu_{02}, \pm\mu_{20}^*, \pm\mu_{02}^*, \pm\mu_{33}^{\pm 1}, \pm\mu_{01}, \pm\mu_{01}^*, \pm\mu_{11}^{\pm 1}, \pm\mu_{31}, \pm\mu_{13}, \pm\mu_{54}, \pm\mu_{45}, \pm\mu_{66}^{\pm}, \pm\mu_{99}^{\pm}\}$.*

Proof. We work in the language of flinks. Moves corresponding to $(\pm\mu_{11}^{\pm 1})^*$ and $(\pm\mu_{33}^{\pm 1})^*$ are redundant because $\pm\mu_{11}^{\pm 1} \pm\mu_{33}^{\pm 1}$ are self dual. Moves $\pm\mu_{10}^*$ and $\pm\mu_{01}^*$ are implied by a combination of moves $\pm\mu_{10}, \pm\mu_{01}, \pm\mu_{11}$ and $(\pm\mu_{11})^{-1}$. In particular, all the Reidemeister 2 and 3 moves (regular isotopy) are at our disposal. We can use this fact to change the external face of the link diagram to become any chosen adjacent face by using regular isotopy at the cost of creating two curls adjacent in the same component with distinct sign and the same rotation number. Use the the appropriate ribbon move to obtain two curls with the distinct signs and distinct rotation number. Now apply Whitney's trick which cancel these opposite curls by using $r_2^{\pm 1}$ and $r_3^{\pm 1}$ moves (regular homotopies): The net effect in the correponding final blink is that it is obtained from the initial blink by dualizing and interchanging black and gray edges. Having this double involutions at our disposal it is straightforward to obtain all the remaining dual moves. □

In Fig. 14 the 36 moves of the final reduced coin calculus are presented.

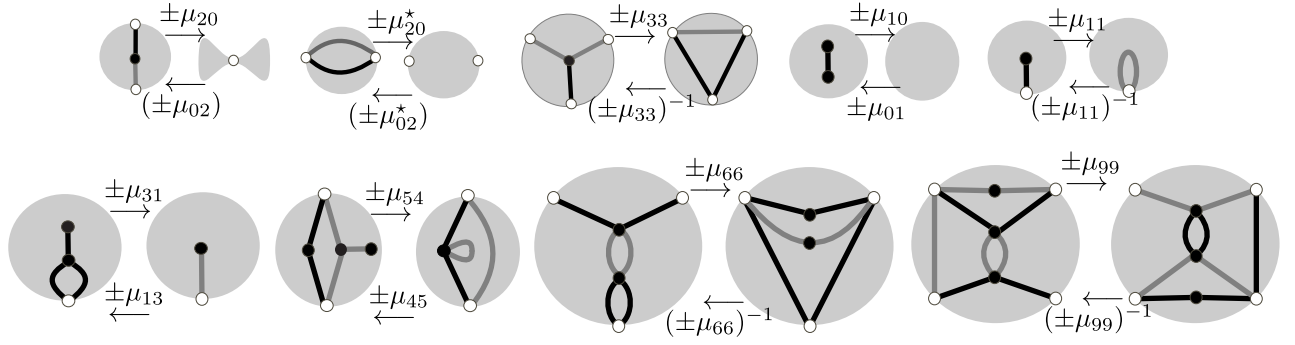


Figure 14: The 36 moves (and 36 coins not necessarily distinct) defining the reduced coin calculus.

5 Conclusion

This work is concluded by presenting below a complete census of the k -small 3-manifolds, for $k = 8$. These are the closed, oriented, connected and prime 3-manifolds induced by a blink with at most k edges. The first author acknowledges the partial financial support of CNPq-Brazil, process number 302353/2014-3. The second author acknowledges the financial support of FACEPE, IBPG-1295-1.03/12.

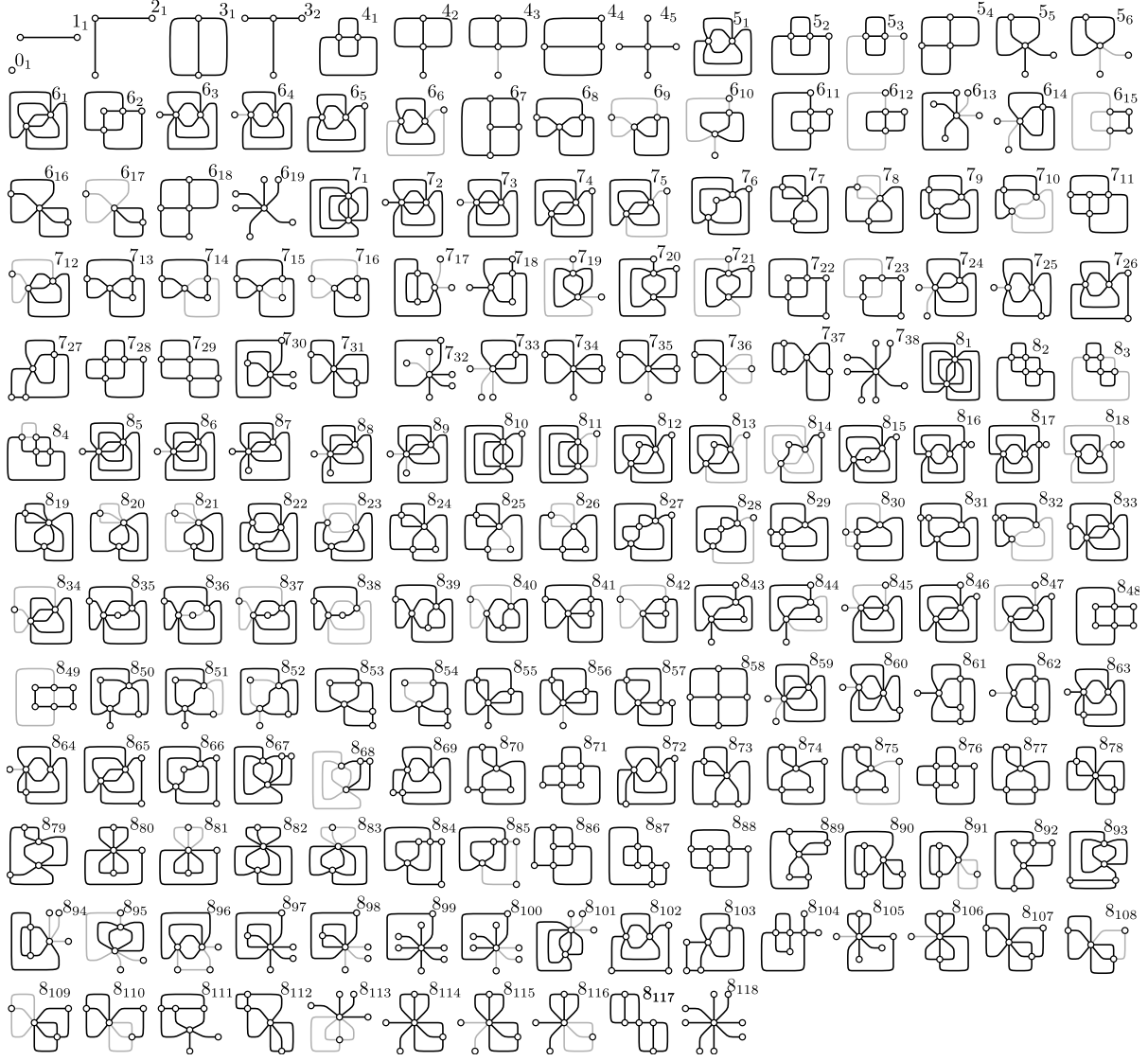


Figure 15: A complete census (no misses, no duplicates) of 8-small prime 3-manifolds. They correspond to the first (by lexicography) 191 closed, oriented, connected and prime 3-manifolds. These are such 3-manifolds which are induced by blinks up to $k = 8$ edges. The *sequence of WRT-invariants* of a closed oriented connected 3-manifold is an infinite sequence of complex numbers, indexed by $r \geq 3$. The r -th WRT-invariant of a manifold is directly obtained from a blink inducing it. An entirely combinatorial recipe directly implementable to compute the WRT-invariants of a 3-manifold from a blink inducing it is given in Chapter 7 of [17]. This recipe, in its turn is justified by at the very basic level, also by the combinatorial theory developed in [11]. Recall that a blink is a finite plane graph with an (arbitrary) edge bipartition. Such census are possible by completely combinatorial methods: we generate a subset of blinks that misses no 3-manifold by lexicography and the theory in [16]; then we compute the homology and the WRT-invariants; at this level $k = 8$ these two invariants are seen to be complete. There are 3 independent implementations of to obtain the Kauffman-Lins version (depending upon the Temperley-Lieb algebra) of the WRT-invariants. They were implemented by different people, in non-overlapping times: S. Lins (1990-1995), S. Melo (1999-2001) and L. Lins (2006-2007). The results agree. The software BLINK ([16]) computes the WRT-invariants and the above census by exhaustive generation of blinks. BLINK also draws links and 0-flinks in a grid, as a full strength application of network flow theory, using Tamassia's algorithm [26]. BLINK is currently the object of an open source Github project, and is available upon request.

References

- [1] I. Agol, J. Hass, and W. Thurston. 3-manifold knot genus is np-complete. In *Proceedings of the thirty-fourth annual ACM symposium on Theory of computing*, pages 761–766. ACM, 2002.
- [2] J. H. Conway. *On Numbers and Games*. Academic Press, 1976.
- [3] J. Edmonds. Lehman’s switching game and a theorem of tutte and nash-williams. *J. Res. Nat. Bur. Standards B*, 69:73–77, 1965.
- [4] J. Edmonds. Paths, trees and flowers. *Canadian Journal of Mathematics*, 17:449–467, 1965.
- [5] J. Edmonds. Matroid partition. *Mathematics of the Decision Sciences, part*, 1:335–345, 1968.
- [6] J. Edmonds and E. L. Johnson. Matching, euler tours and the chinese postman. *Mathematical programming*, 5(1):88–124, 1973.
- [7] R. Fenn and C. Rourke. On Kirby’s calculus of links. *Topology*, 18(1):1–15, 1979.
- [8] M.R. Garey and D.S. Johnson. *Computers and intractability*. Freeman San Francisco, 1979.
- [9] L. H. Kauffman. State models and the Jones polynomial. *Topology*, 26(3):395–407, 1987.
- [10] L. H. Kauffman. *Knots and Physics*, volume 1. World Scientific Publishing Company, 1991.
- [11] L. H. Kauffman and S. L. Lins. Temperley-Lieb Recoupling Theory and Invariants of 3-manifolds. *Annals of Mathematical Studies, Princeton University Press*, 134:1–296, 1994.
- [12] R. Kirby. A calculus for framed links in S^3 . *Inventiones Mathematicae*, 45(1):35–56, 1978.
- [13] A. Lehman. A solution of the Shannon switching game. *Journal of the Society for Industrial & Applied Mathematics*, 12(4):687–725, 1964.
- [14] W. B. R. Lickorish. A representation of orientable combinatorial 3-manifolds. *Annals of Mathematics*, 76(3):531–540, 1962.
- [15] W. B. R. Lickorish. Three-manifolds and the Temperley-Lieb algebra. *Mathematische Annalen*, 290(1):657–670, 1991.
- [16] L. D. Lins. Blink: a language to view, recognize, classify and manipulate 3D-spaces. <http://arxiv.org/arXiv:math/0702057>, 2007.
- [17] S. L. Lins. *Gems, Computers, and Attractors for 3-Manifolds*. World Scientific, 1995.
- [18] L. Lovasz. One Mathematics. *The Berliner Intelligencer, Berlin*, pages 10–15, 1998.
- [19] B. Martelli. A finite set of local moves for Kirby calculus. *Journal of Knot Theory and Its Ramifications*, 21(14), 2012.
- [20] K. Reidemeister. *Einführung in die kombinatorische Topologie*. Springer, 1932.

- [21] D. Rolfsen. *Knots and links*. American Mathematical Society, 2003.
- [22] A. Schrijver. *Combinatorial Optimization: Polyhedra and Efficiency*, volume 1. Springer-Verlag, 2003.
- [23] A. Schrijver. *Combinatorial Optimization: Polyhedra and Efficiency*, volume 2. Springer-Verlag, 2003.
- [24] A. Schrijver. *Combinatorial Optimization: Polyhedra and Efficiency*, volume 3. Springer-Verlag, 2003.
- [25] J. Stillwell. *Classical Topology and Combinatorial Group Theory*. Springer Verlag, 1993.
- [26] R. Tamassia. On Embedding a Graph in the Grid with the Minimum Number of Bends. *SIAM Journal on Computing*, 16:421, 1987.
- [27] W. T. Tutte. Lectures on matroids. *J. Res. Nat. Bur. Standards Sect. B*, 69(1-47):468, 1965.
- [28] A. H. Wallace. Modifications and cobounding manifolds. *Canad. J. Math*, 12:503–528, 1960.