

Energy uncertainty of the final state of a decay process

Francesco Giacosa

Institut für Theoretische Physik Johann Wolfgang Goethe - Universität,
Max von Laue-Str. 1 D-60438 Frankfurt, Germany

We derive the expression for the energy uncertainty of the final state of a decay of an unstable quantum state prepared at the initial time $t = 0$. This expression is function of the time t at which a measurement is performed to determine if the state has decayed and, if yes, in which one of the infinitely many possible final states. For large times the energy spread is, as expected, given by the decay width Γ of the initial unstable state. However, if the measurement of the final state is performed at a time t comparable to (or smaller than) the mean lifetime of the state $1/\Gamma$, then the uncertainty on the energy of the final state is much larger than the decay width Γ . Namely, for short times an uncertainty of the type $1/t$ dominates, while at large times the usual spread Γ is recovered. Then, we turn to a generic two-body decay process and describe the energy uncertainty of each one of the two outgoing particles. We apply these formulas to the two-body decays of the neutral and charged pions and to the spontaneous emission process of an excited atom. As a last step, we study a case in which the non-exponential decay is realized and show that for short times eventual asymmetric terms are enhanced in the spectrum.

PACS numbers: 03.65.-w, 03.65.Xp, 13.20.Cz

Keywords: decay, energy uncertainty

It is well known that an unstable quantum state, which we denote as $|S\rangle$, is not an energy eigenstate of the full Hamiltonian H of the corresponding quantum system, but shows an energy spread of the order of its decay width Γ . One defines for such an unstable state a ‘spectral function’ $d_S(E)$, which represents the probability distribution of energy (thus implying the validity of the normalization $\int_{-\infty}^{+\infty} d_S(E) dE = 1$). The survival probability amplitude, i.e. the amplitude that the unstable state $|S\rangle$ prepared at the time $t = 0$ has not yet decayed at the later instant t , is given by the Fourier transform of the spectral function [1, 2],

$$a(t) = \langle S | e^{-iHt} | S \rangle = \int_{-\infty}^{+\infty} d_S(E) e^{-iEt} dE ; \quad (1)$$

the survival probability $p(t)$ is given as the square of the amplitude, $p(t) = |a(t)|^2$. (Note: natural units $c = \hbar = 1$ are used.)

In the very well known, and in most cases very well accurate, Breit-Wigner (BW) limit [3, 4], the spectral function takes the Lorentzian form

$$d_S(E) \stackrel{\text{BW-limit}}{=} \frac{\Gamma}{2\pi} \frac{1}{(E - M)^2 + \Gamma^2/4}, \quad (2)$$

where M is referred to as the ‘mass’ (or energy) of the unstable state $|S\rangle$. In this limit the exponential form

$$a(t) \stackrel{\text{BW-limit}}{=} e^{-iMt - \Gamma t/2} \rightarrow p(t) = e^{-\Gamma t}. \quad (3)$$

is obtained by using Eq. (1). It is a fact that the BW form is not exact; the existence of an energy threshold, $d_S(E) = 0$ for $E < E_{th}$, is necessary for the quantum system to be consistent; in turn, this property implies that $p(t)$ is not exponential for long times [1, 2], see also the discussions in Ref. [5] and refs. therein; for an indirect experimental proof of long-time deviations we refer to [6] and for a direct one which makes use of decays of organic materials to [7]. Deviations from the BW form for large values of the energy ($E \gg M$), which usually take place due to a form factor that makes the function $d_S(E)$ decreasing faster than E^{-2} for large values of E , implies a non-exponential behavior of $p(t)$ at short times. These short-time deviations have been confirmed experimentally [8], which in turn have also led to the verification of the Zeno and Anti-Zeno effects [9]. (For theoretical details in Quantum Mechanics see Refs. [2, 10–12] and in the framework of Quantum Field Theory (QFT) Refs. [12–14]; for a general discussion of spectral functions and deviations from the BW limit in QFT see also Refs. [15–19].)

Quite recently, a vivid debate on the non-exponential weak decay of ions measured in Ref. [20] has taken place. This is an extremely interesting phenomenon because for the first time short-time deviations from the exponential decay have been seen in a microscopic and natural nuclear system. In Ref. [21] these deviations have been linked to a modification of the BW distribution due to interactions with the measuring apparatus. Other explanations, based on neutrino oscillations and energy level splitting of the initial state, have been put forward [22]. At present, no consensus on the measured data exist.

Often the theoretical interest in the study of a decay has focussed on the determination of the survival probability $p(t)$ of the initial unstable state $|S\rangle$. In this work we turn our attention to the final states of the decay of the unstable state. To this end, we suppose to perform at the instant $t > 0$ a measurement on the quantum system of the following type: we measure the probability that the quantum state has decayed and, if yes, in which one of its possible final states. In fact, an infinity of such final states is present in each decay process; at a given instant t , the sum of all these probabilities must clearly be the decay probability $1 - p(t)$. Still, the question of the value of each single probability of decay in a given final state (and not only the overall sum), is interesting and sheds light on the distribution of energy of the final state in a decay process.

In order to make our discussion quantitative, we need to fix an Hamiltonian. We use the quite general Lee Hamiltonian approach [23, 24], in which the unstable state $|S\rangle$ is coupled to an infinity set of final states $|k\rangle$:

$$H = H_0 + H_1 , \quad (4)$$

where the free Hamiltonian H_0 and the interacting Hamiltonian H_1 are given by

$$H_0 = M |S\rangle \langle S| + \int_{-\infty}^{+\infty} dk \omega(k) |k\rangle \langle k| , \quad H_1 = \int_{-\infty}^{+\infty} \frac{dk}{\sqrt{2\pi}} g f(k) (|k\rangle \langle S| + |S\rangle \langle k|) . \quad (5)$$

The quantity g is a coupling constant with the dimension of energy^{1/2}. The dimensionless function $f(k)$ specifies the mixing of the state $|S\rangle$ with the state $|k\rangle$; the energy $\omega(k)$ is the energy of the state $|k\rangle$ in the interaction free case. Moreover, the following normalizations hold: $\langle S|S\rangle = 1$, $\langle k|k'\rangle = \delta(k - k')$, $\langle S|k\rangle = 0$, $1 = |S\rangle \langle S| + \int_{-\infty}^{+\infty} dk |k\rangle \langle k|$. Note, we have taken for simplicity k as a one-dimensional variable: if we think of a two-body decay of the state $|S\rangle$ in its rest frame, the ket $|k\rangle$ describes a two-particle state, one of which is moving with momentum k and the other one with momentum $-k$. The generalization to a three-dimensional decay \vec{k} is straightforward, but unnecessary for our purposes, see Ref. [12] which we also refer to for further technical details.

At the initial time $t = 0$ the state $|S\rangle$ is prepared. Then, the time evolution implies that at the instant t the system is described by the state

$$e^{-iHt} |S\rangle = a(t) |S\rangle + \int_{-\infty}^{+\infty} \frac{dk}{\sqrt{2\pi}} a_{Sk}(t) |k\rangle . \quad (6)$$

A possible way to evaluate the previous expression makes use of the operator relation $e^{-iHt} = \frac{i}{2\pi} \int_{-\infty}^{+\infty} dE G(E) e^{-iEt}$ with $G(E) = [E - H + i\varepsilon]^{-1}$ [11, 25]. Then, the validity of Eq. (1) can be proven:

$$a(t) = \frac{i}{2\pi} \int_{-\infty}^{+\infty} dE G_S(E) e^{-iEt} = \int_{-\infty}^{+\infty} dE d_S(E) e^{-iEt} , \quad (7)$$

where the propagator $G_S(E)$ of the unstable state $|S\rangle$ reads

$$G_S(E) = \langle S|G(E)|S\rangle = \frac{1}{E - M + \Pi(E) + i\varepsilon} , \quad \Pi(E) = \int_{-\infty}^{+\infty} \frac{dk}{2\pi} \frac{g^2 f^2(k)}{E - \omega(k) + i\varepsilon} , \quad (8)$$

and the spectral function emerges as the imaginary part of the propagator: $d_S(E) = \frac{1}{\pi} |\text{Im} G_S(E)|$. The quantity $\Pi(E)$ is referred to as the self-energy quantum contribution for the state $|S\rangle$.

The BW limit is obtained for $f(k) = 1$ and $\omega(k) = k$, that implies $\Pi(E) = i\Gamma/2$, where the decay width Γ reads: $\Gamma = g^2$. In this limit Eq. (3) follows. For generic $f(k)$ and $\omega(k)$, the decay is not exponential, but is usually very well approximated by an exponential decay where the decay width is given by the Fermi golden-rule: $\Gamma = 2 \text{Im}[\Pi(M)] = g^2 f^2(k_M)/|\omega'(k_M)|$, where $\omega(k_M) = M$. Note, the choice $\omega(k) = k$ means that the energy is not bounded from below. This is obviously unphysical and represents a mathematical trick. However, as long as the distribution function is peaked around M and the low-energy threshold is far away from it, the error done by this approximation is (indeed very) small.

In this work we are interested in the probability to find the system described by a certain state $|k\rangle$ when performing a measurement at the instant t . To this end, it is important to determine the coefficients $a_{Sk}(t)$ in Eq. (6). A direct evaluation delivers the following general result:

$$a_{Sk}(t) = \langle k|e^{-iHt}|S\rangle = i \frac{g f(k)}{\sqrt{2\pi}} \int_{-\infty}^{+\infty} \frac{dk}{2\pi} \frac{G_S(E)}{E - \omega(k) + i\varepsilon} e^{-iEt} . \quad (9)$$

It follows that the decay probability, i.e. the probability that the state has decayed at the time t , is given by “one minus the survival probability”:

$$\begin{aligned} w(t) &= \int_{-\infty}^{+\infty} dk |a_{Sk}(t)|^2 = \int_{-\infty}^{+\infty} dk \langle S | e^{iHt} | k \rangle \langle k | e^{-iHt} | S \rangle \\ &= \langle S | e^{iHt} (1 - |S\rangle \langle S|) e^{-iHt} | S \rangle = 1 - p(t) \end{aligned} \quad (10)$$

In addition to this, the previous expression also tells us that the probability density that a particular final state $|k\rangle$ is realized at the instant t is given by the quantity $|a_{Sk}(t)|^2$. By a change of coordinate from k to $\omega = \omega(k)$ we rewrite $w(t)$ as

$$w(t) = \int_{-\infty}^{+\infty} d\omega \eta(t, \omega), \quad (11)$$

where the quantity $\eta(t, \omega)d\omega$ is the probability that, by a measurement of the final state of the quantum state at the instant t , the quantum state has decayed and has an energy between ω and $\omega + d\omega$.

Let us in the following restrict to the BW limit, which, as mentioned above, is realized for $f(k) = 1$ and $\omega(k) = k$. In this case a simple explicit calculation shows that the energy distribution $\eta(t, \omega)$ takes the form

$$\eta(t, \omega) = \frac{\Gamma}{2\pi} \left| \frac{e^{-i\omega t} - e^{-i(M - i\Gamma/2)t}}{\omega - M + i\Gamma/2} \right|^2. \quad (12)$$

A direct evaluation of the integral (11) using the explicit BW form of Eq. (12) shows the validity of the general Eq. (10) in the BW limit: $w(t) = \int_{-\infty}^{+\infty} d\omega \eta(t, \omega) = 1 - e^{-\Gamma t}$.

The validity of $\eta(t, \omega)$ in Eq. (12) is general, as long as the exponential (or BW) limit is considered. It depends only on the two parameters M and Γ and not on the details of the decay process under study. In particular, Eq. (12) does not depend on the fact that our variable k is one dimensional; the same result would be obtained with a more realistic three-dimensional variable. The result also does not depend on the special form of the Lee-Hamiltonian, but would be obtained with each Hamiltonian, as long as the BW limit is taken. Quite remarkably, the result is applicable also in relativistic Quantum Field Theory because the nonrelativistic BW limit is typically a very good approximation also in this context, see details in Ref. [12] in which the link between QFT and Lee models has been described. Clearly, when including deviations from the Breit-Wigner energy distribution, also $\eta(t, \omega)$ changes (see the end of the paper), but, as long as the exponential decay law well approximates the decay of an unstable state, Eq. (12) represents a very good description of the probability density of the energy of the final state for a wide range of ω .

The energy distribution of Eq. (12) was already implicitly present in the pioneering work of Ref. [3] where the natural broadening of spectral lines was studied, see also e.g. Refs. [26–30] and refs. therein. In particular, in the limit of large times, $t \rightarrow \infty$, one obtains:

$$\eta(t \rightarrow \infty, \omega) = \frac{\Gamma}{2\pi} \left| \frac{1}{\omega - M + i\Gamma/2} \right|^2 = \frac{\Gamma}{2\pi} \frac{1}{(\omega - M)^2 + \Gamma^2/4}. \quad (13)$$

Thus, in the long-time regime the energy distribution is the original energy distribution of the initial state (2). The probability that the final state has an energy between ω and $\omega + d\omega$ is given by $\eta(t \rightarrow \infty, \omega)d\omega = d_S(\omega)d\omega$. This result has been shown in Ref. [28] and can be also easily derived with the general expressions written above; this is indeed a general outcome which is not restricted to the BW approximation.

In the present work we aim to discuss the distribution of energies of the final state also for early times and not only in the long-time limit. Namely, we study the form of $\eta(t, \omega)$ of Eq. (12) as function of ω for different values of t . The function has, for each value of t , a maximum for $\omega = M$. The value of the function at its maximum

$$\eta(t, \omega = M) = \frac{2}{\pi\Gamma} (1 - e^{-\Gamma t})^2 \quad (14)$$

vanishes for $t \rightarrow 0$ and increases for increasing t ; this is in agreement with the fact that the overall area of $\eta(t, \omega)$ is a increasing function of t . In Fig. 1 we plot the function $\eta(t, \omega)$ for $t = \tau$ and for $t = 100\tau$ where $\tau = \Gamma^{-1}$ is the mean lifetime. It is visible that for $t = 100\tau$ the limit $t \rightarrow \infty$ is well recovered. However, for $t = \tau$ the function $\eta(t = \tau, \omega)$ is sizably wider, implying a broadening of the energy uncertainty if a measurement of the final state (and its energy) is performed at such an early time.

In Fig. 2 we plot the function $\eta(t, \omega)/\eta(t, M)$ for $t = \tau/10, \tau/2, \tau, 3\tau, 100\tau$. Being this quantity per construction normalized to 1 at the maximum $\omega = M$, the spread of the energy distribution of the final state is better visualized.

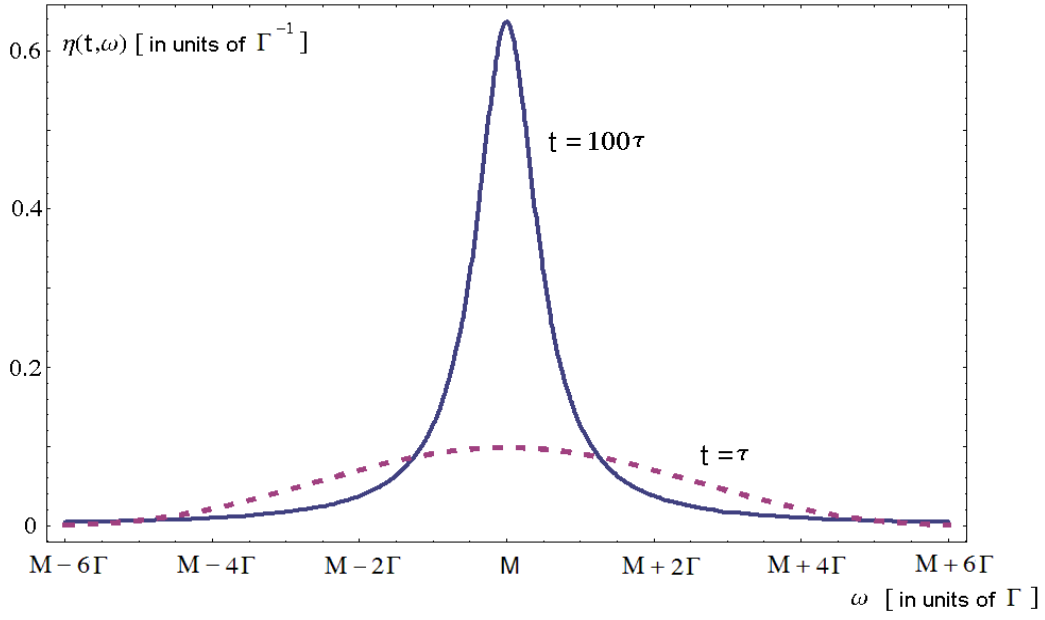


FIG. 1: (Color online) The functions $\eta(100\tau, \omega)$ (solid line) and $\eta(\tau, \omega)$ (dashed line) defined in Eq. (12) are plotted as function of the energy ω . The quantity $\eta(100\tau, \omega)$ is to a very good extent the BW distribution of Eq. (2), while $\eta(\tau, \omega)$ is sizably wider.

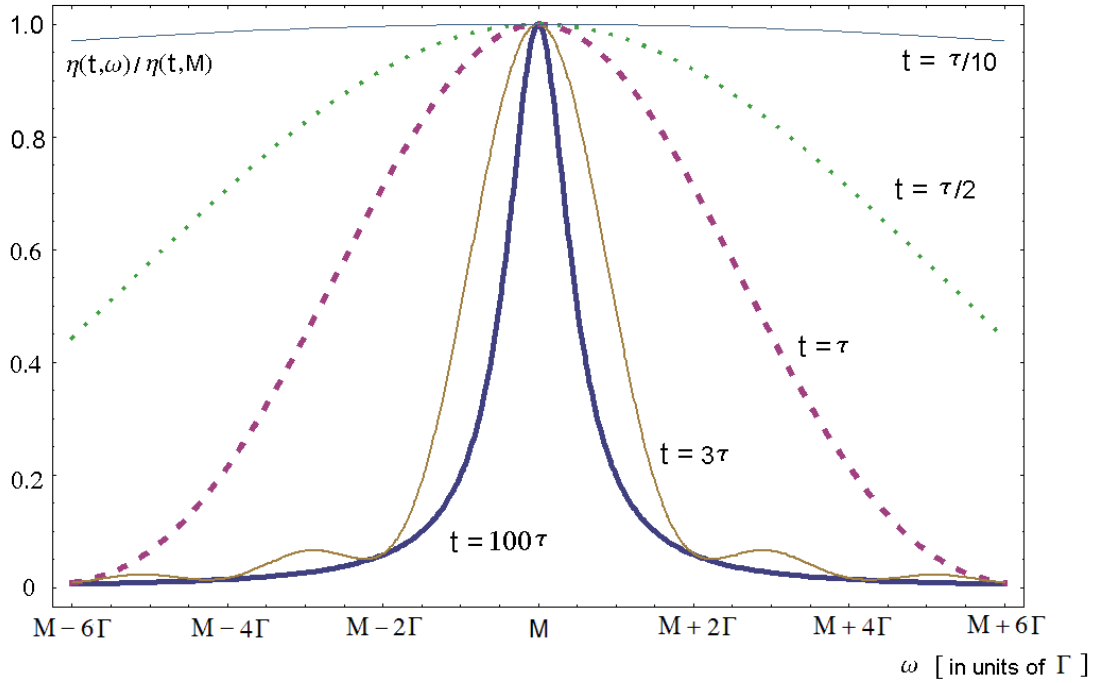


FIG. 2: (Color online) The function $\eta(t, \omega)/\eta(t, M)$, which is normalized to 1 for $\omega = M$, is plotted as function of ω for $t = \tau/10$ (solid thin line) $\tau/2$ (dotted line), τ (dashed thick line), 3τ (solid thin line), and 100τ (solid thick line). The increasing width of the function for smaller times is clearly visible.

For short times, $t \lesssim 3\tau$, the function $\eta(t, \omega)$ is spread over a wide range of energy, sizably larger than the natural expected energy spread Γ . Moreover, a pattern of maxima and minima become visible for small values of t .

In order to quantify the energy uncertainty of the final state, the variance is not usable because the integral $\int_{-\infty}^{\infty} \omega^2 \eta(t, \omega) d\omega$ is divergent in the BW limit (more in general, it is dependent on the tails of the distribution). A well-defined quantity for our purposes is the width, at a given time t , of the distribution $\eta(t, \omega)$ at mid height. We denote it as $\delta\omega = \delta\omega(t)$, mathematically expressed by the equation

$$\frac{\eta(t, M)}{2} = \eta(t, M + \delta\omega/2) . \quad (15)$$

The function $\delta\omega/\Gamma$ is plotted in Fig. 3 as function of t : for large t the quantity $\delta\omega/\Gamma$ tends to 1, which is the ‘natural’ energy uncertainty of the initial state. Conversely, for short times $\delta\omega/\Gamma$ increases sizably. The following approximate form is valid for $t \lesssim 3\tau$

$$\delta\omega \simeq \frac{2 \cdot 2.78}{t} . \quad (16)$$

The numerical coefficient 2.78 is the (nonzero) solution of the transcendental equation $y = \sqrt{2}|1 - e^{iy}|$, which follows from Eq. (15) in the short-time limit. Eq. (16) approximates the form of $\delta\omega$ better and better for decreasing time, as it is shown in Fig. 3. This fact is intuitively expected: for short times the energy uncertainty becomes dominant and this uncertainty is proportional to $1/t$. The full form of $\delta\omega$ interpolates between the $1/t$ behavior at short times and the constant limit Γ for long times.

In Ref. [29] a related phenomenon has been studied in the case of electron tunneling out of a quantum dot. The attention is focussed on the continuous monitoring of the unstable state: it is shown that an increase of the width of the emitted spectrum arises. This is similar to our result, although the physical situation has some important differences. Namely, in Ref. [29] the continuous measurement (modelled by a term in the Hamiltonian) is acting on the unstable initial state ($|S\rangle$ in our notation), while in our framework the (instantaneous) measurement is designed to detect the final decay product (one of the states $|k\rangle$). The broadening of our study is an intrinsic feature of the short-time evolution and is not associated to the measurement process, which is of the ideal type.

In Ref. [30] a formalism which is similar to the one used in this work has been adopted to study atomic spontaneous emission. Different choices for the interaction of the unstable upper level to the ground state and to an emitted photon are extensively analyzed. We thus refer to this work for further important details and for the investigation of non-exponential decay law. However, in Ref. [30] the emitted spectrum is investigated only in the limit $t \rightarrow \infty$ and not for earlier times. As we shall see later on, the spontaneous emission of an atom can be seen as a particular limit of our approach.

A nice feature of the Lee Hamiltonian used in this work is that the formalism can be easily applied to the general case of a two-body decay, which we describe in the following: the final state $|k\rangle$ with energy ω describes two particles, with masses m_1 and m_2 respectively, flying back-to-back. The energies ω_1 and ω_2 of the first and the second particle read (in a general relativistic framework):

$$\omega_1 = \frac{\omega^2 + m_1^2 - m_2^2}{2\omega} , \omega_2 = \frac{\omega^2 - m_1^2 + m_2^2}{2\omega} . \quad (17)$$

The constraint $\omega_1 + \omega_2 = \omega$ is fulfilled and, for each value of ω , the energies ω_1 and ω_2 are uniquely determined. The opposite is not true, being $\omega = \omega_1 \pm \sqrt{\omega_1^2 - m_1^2 + m_2^2}$ and $\omega = \omega_2 \pm \sqrt{\omega_2^2 + m_1^2 - m_2^2}$. One can determine in a straightforward way also the general expression for the probability density distribution $\eta_1(t, \omega_1)$ ($\eta_2(t, \omega_2)$), which represents the probability that the first (second) particle has an energy between $\omega_1 + d\omega_1$ ($\omega_2 + d\omega_2$) if a measurement at the instant t on it is performed:

$$\eta_1(t, \omega_1) = \eta_1^+(t, \omega_1) + \eta_1^-(t, \omega_1) , \eta_1^\pm(t, \omega_1) = \left| 1 \pm \frac{\omega_1}{\sqrt{\omega_1^2 - \Delta m^2}} \right| \eta \left(t, \omega_1 \pm \sqrt{\omega_1^2 - \Delta m^2} \right) \quad (18)$$

$$\eta_2(t, \omega_2) = \eta_2^+(t, \omega_2) + \eta_2^-(t, \omega_2) , \eta_2^\pm(t, \omega_2) = \left| 1 \pm \frac{\omega_2}{\sqrt{\omega_2^2 + \Delta m^2}} \right| \eta \left(t, \omega_2 \pm \sqrt{\omega_2^2 + \Delta m^2} \right) , \quad (19)$$

where $\Delta m^2 = m_1^2 - m_2^2$. Notice that, if we choose $\Delta m^2 > 0$, the function $\eta_1(t, \omega_1)$ is only defined for $|\omega_1| \geq \Delta m$. This limit is however irrelevant in practical cases because the relation $\omega_1 > m_1$ holds (relativistically: $\omega_1 = \sqrt{k^2 + m_1^2}$). Eqs. (18) and (19) are of general validity and can be applied beyond the BW limit.

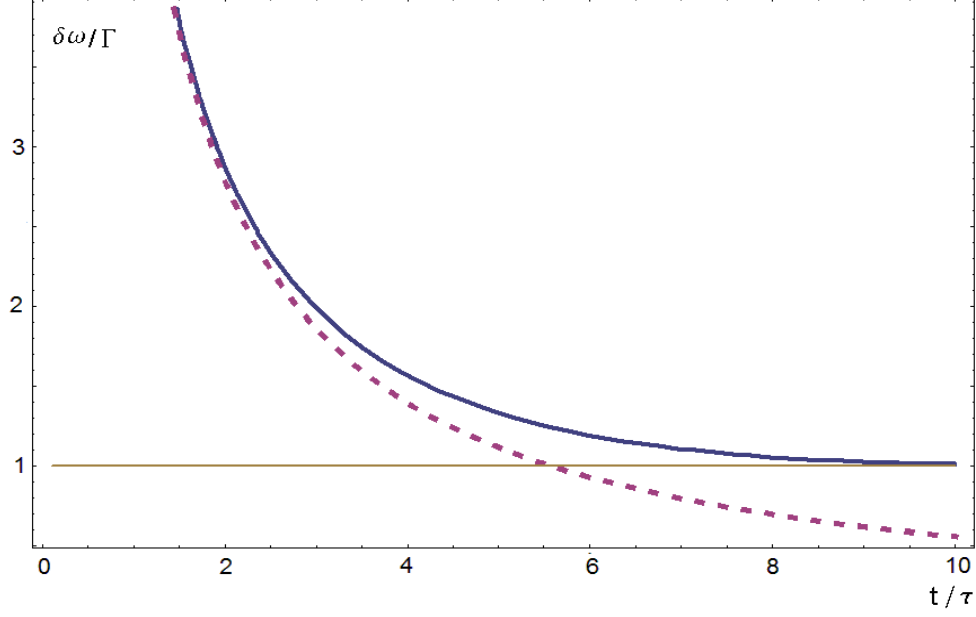


FIG. 3: (Color online) The quantity $\delta\omega/\Gamma$ defined in Eq. (15) is plotted as function of t/τ (solid line): for short times it increases as $5.56/t$ (dashed line), while for large times it reaches the unity, being -as expected- $\delta\omega = \Gamma$ for $t \rightarrow \infty$.

In most practical cases, when the peak of $d_S(E)$ is narrow and away from threshold, the relation between full energy ω and the energies of the two outgoing particles ω_1 and ω_2 can be simplified:

$$\omega - M \simeq \frac{2M^2}{M^2 - \Delta m^2} (\omega_1 - \bar{\omega}_1) = \frac{2M^2}{M^2 + \Delta m^2} (\omega_2 - \bar{\omega}_2) , \quad (20)$$

where

$$\bar{\omega}_1 = \frac{M^2 + \Delta m^2}{2M} , \bar{\omega}_2 = \frac{M^2 - \Delta m^2}{2M} . \quad (21)$$

Introducing the ‘decay widths’

$$\Gamma_1 = \left(\frac{1}{2} - \frac{\Delta m^2}{2M^2} \right) \Gamma , \Gamma_2 = \left(\frac{1}{2} + \frac{\Delta m^2}{2M^2} \right) \Gamma , \quad (22)$$

the expression of the probability distributions $\eta_1(t, \omega_1)$ and $\eta_2(t, \omega_1)$ takes the simplified form

$$\eta_1(t, \omega_1) = \frac{2M^2}{M^2 - \Delta m^2} \eta \left(t, M + \frac{2M^2 (\omega_1 - \bar{\omega}_1)}{M^2 - \Delta m^2} \right) = \frac{\Gamma_1}{2\pi} \left| \frac{1 - e^{i \frac{2M^2 (\omega_1 - \bar{\omega}_1 + i\Gamma_1/2)t}{M^2 - \Delta m^2}}}{\omega_1 - \bar{\omega}_1 + i\Gamma_1/2} \right|^2 , \quad (23)$$

$$\eta_2(t, \omega_2) = \frac{2M^2}{M^2 + \Delta m^2} \eta \left(t, M + \frac{2M^2 (\omega_2 - \bar{\omega}_2)}{M^2 + \Delta m^2} \right) = \frac{\Gamma_2}{2\pi} \left| \frac{1 - e^{i \frac{2M^2 (\omega_2 - \bar{\omega}_2 + i\Gamma_2/2)t}{M^2 + \Delta m^2}}}{\omega_2 - \bar{\omega}_2 + i\Gamma_2/2} \right|^2 , \quad (24)$$

where in the r.h.s. of the latter equations the BW-limit has been again taken. The previous study of the function $\eta(t, \omega)$ can be easily repeated for $\eta_1(t, \omega_1)$ and $\eta_2(t, \omega_2)$, which show the same qualitative properties described above, but with different values for the position and the width of the peak: namely, the distributions $\eta_1(t, \omega_1)$ and $\eta_2(t, \omega_2)$ are peaked around the values $\bar{\omega}_1$ and $\bar{\omega}_2$ defined in Eq. (21) and have a time-dependent width at mid height given by the rescaled quantities

$$\delta\omega_1 = \frac{\Gamma_1}{\Gamma} \delta\omega , \delta\omega_2 = \frac{\Gamma_2}{\Gamma} \delta\omega , \quad (25)$$

where Γ_1 and Γ_2 have been defined in Eq. (22) and $\delta\omega$ is the time-dependent function defined in Eq. (15) and plotted in Fig. 3. Then, for each particle an enhanced spread of the energy takes place for short times. For long times, being $\delta\omega \rightarrow \Gamma$, the limits $\delta\omega_1 \rightarrow \Gamma_1$ and $\delta\omega_2 \rightarrow \Gamma_2$ are realized. The integrals over all the energies read:

$$\int_0^\infty \eta_1(t, \omega_1) d\omega_1 = \int_0^\infty \eta_2(t, \omega_2) d\omega_2 = 1 - p(t) = 1 - e^{-\Gamma t}; \quad (26)$$

the overall probability to find the particle 1 (or 2) is, as it must, the overall decay probability.

We now turn to some examples from particle and atomic physics:

(i) π^0 decay: the electromagnetic decay of the π^0 meson into two photons, $\pi^0 \rightarrow \gamma\gamma$, has a mean life time of $\tau_{\pi^0} = (8.52 \pm 0.18) \cdot 10^{-17}$ s [31]. Here $m_1 = m_2 = 0$ and the previous formulae simplify. Namely, each photon has an energy of $E_\gamma = \omega_1 = \omega_2$, whose distribution is peaked for $\bar{\omega}_1 = \bar{\omega}_2 = M_{\pi^0}/2$, and, in virtue of the spreading described above, the energy uncertainty per photon is given by $\delta E_\gamma = \delta\omega/2$ with $\delta\omega$ given in Eq. (15). Thus, δE_γ is larger than $\Gamma_{\pi^0}/2$ (where $\Gamma_{\pi^0} = 1/\tau_{\pi^0}$) if a measurement at a time of $t \lesssim 3\tau_{\pi^0}$ is performed. This is however difficult because of the very short times involved.

(ii) π^+ decay: the decay $\pi^+ \rightarrow \mu^+ \nu_\mu$ is a weak two-body decay process with a lifetime $\tau_{\pi^+} = (2.6033 \pm 0.0005) \cdot 10^{-8}$ s. Plugging in the nominal masses (neglecting neutrino mixing and masses) implies that $\delta E_\mu = \delta\omega_1 \simeq 0.213\delta\omega$, thus the energy spread of the muon energy is smaller than $\delta\omega/2$ because of the sizable muon mass. On the other hand, for the energy uncertainty of the neutrino one has $\delta E_\nu = \delta\omega_2 \simeq 0.787\delta\omega$, thus larger than $\delta\omega/2$. While the neutrino can hardly be detected, a measurement of the muon at such an early time could be feasible.

(iii) Atomic spontaneous emission: an atom in which an electron is in an excited state decays to its ground state by emitting a photon. This is indeed the original framework in which the decay was studied [3, 4] (see also e.g. Refs. [26–28, 30] and refs. therein) and can be seen as a particular limit of our formalism. Let ΔE be the energy difference of the two energy levels: the initial ‘mother’ state is the excited atom, with a central mass $M = m_M = m_D + \Delta E$, and the final state consists of two particles, the ‘daughter’ state (ground-state stable atom, with mass m_D) and a photon. Due to the fact that $\Delta E \ll m_D$, it follows that $\delta E_D = \delta\omega_1 \simeq 0$ and $\delta E_\gamma = \delta\omega_2 \simeq \delta\omega$ (valid to a very good level of approximation). In this case the uncertainty on the energy of the photon is the whole energy uncertainty of the quantum system. Thus, the distribution energy of the photon is given by $\eta_2(t, \omega_2) = \eta(t, \omega - m_D)$, which is centered on ΔE and has for large times a spread of $\delta E_\gamma = \delta\omega = \Gamma$, where Γ is the decay width of the spontaneous emission process: this energy uncertainty is nothing else than the well-known natural broadening of the spectral line due to the uncertainty principle. For decreasing t the quantity δE_γ shows the broadening expressed in Fig. 3. Thus, if it were possible to perform a measurement at a time scale of the order of Γ^{-1} (typically in the range of 10^{-9} s, but dependent on the considered atom and energy levels), then the broadening of $\delta\omega$ could be eventually visible. (Indeed, another known effect of spectral line broadening is the so-called impact pressure broadening, in which other particles interrupts the decay process. A question is if such pressure broadening can be related to the effect described in this work: to which extent can the other particles, and thus the environment, make a measure of the unstable excited atom? This surely interesting topic is left as an outlook).

As a last step we go beyond the exponential limit by studying a case in which the function $f(k)$ takes the form

$$f^2(k) = (1 + \alpha k) \theta(E_0^2 - (E - M)^2). \quad (27)$$

For simplicity, we still keep the relation $\omega(k) = k$ valid. The step function in Eq. (27) implies that the state $|S\rangle$ couples to a continuum of states $|k\rangle$ limited to a band of energy $(M - E_0, M + E_0)$ [21]. In virtue of the introduced thresholds the survival probability $p(t)$ is not an exponential for short and long times. Moreover, the parameter α , which has the dimension $[E^{-1}]$, introduces an asymmetry in the coupling to this band. As a consequence, the spectral function $d_S(x)$ is not symmetric around the peak located at M . The self-energy contribution takes the form (after reabsorbing an inessential constant) $\Pi(E) = \frac{g^2}{2\pi} (1 + \alpha E) \log \left[\frac{E - M - E_0}{E - M + E_0} \right]$. Note, in the limit $\alpha = 0$ and $E_0 \rightarrow \infty$ we recover the self-energy in the exponential case: $\Pi(E) = ig^2/2$.

The expression of the decay width as given by the Fermi golden rule reads now $\Gamma = g^2(1 + \alpha M)$ and the corresponding mean life time is $\tau = 1/\Gamma$. In this case, being the decay not exponential, Γ is only an approximate quantity. This is clearly visible in Fig. 4, upper panel, where the survival probability $p(t)$ is plotted for a suitable numerical choice ($g = 0.95\sqrt{\Gamma}$, $M - E_0 = 2.52\Gamma$, $\alpha = 0.0396\tau$) and compared to the exponential decay $e^{-\Gamma t}$. The typical quadratic behavior of $p(t)$ is realized; then, after some oscillations, the exponential limit is reached (deviations for large times take place as well, but are not relevant here).

For the purposes of our work, we study the function $\eta(t, \omega)$ for this system for different times. Its analytic expression can be derived by the previously presented general formulae and reads

$$\eta(t, \omega) = \frac{\text{Im} \Pi(\omega)}{\pi} \left| \int_{-\infty}^{\infty} dE d_S(E) \frac{e^{-i\omega t} - e^{-iEt}}{\omega - E} \right|^2. \quad (28)$$

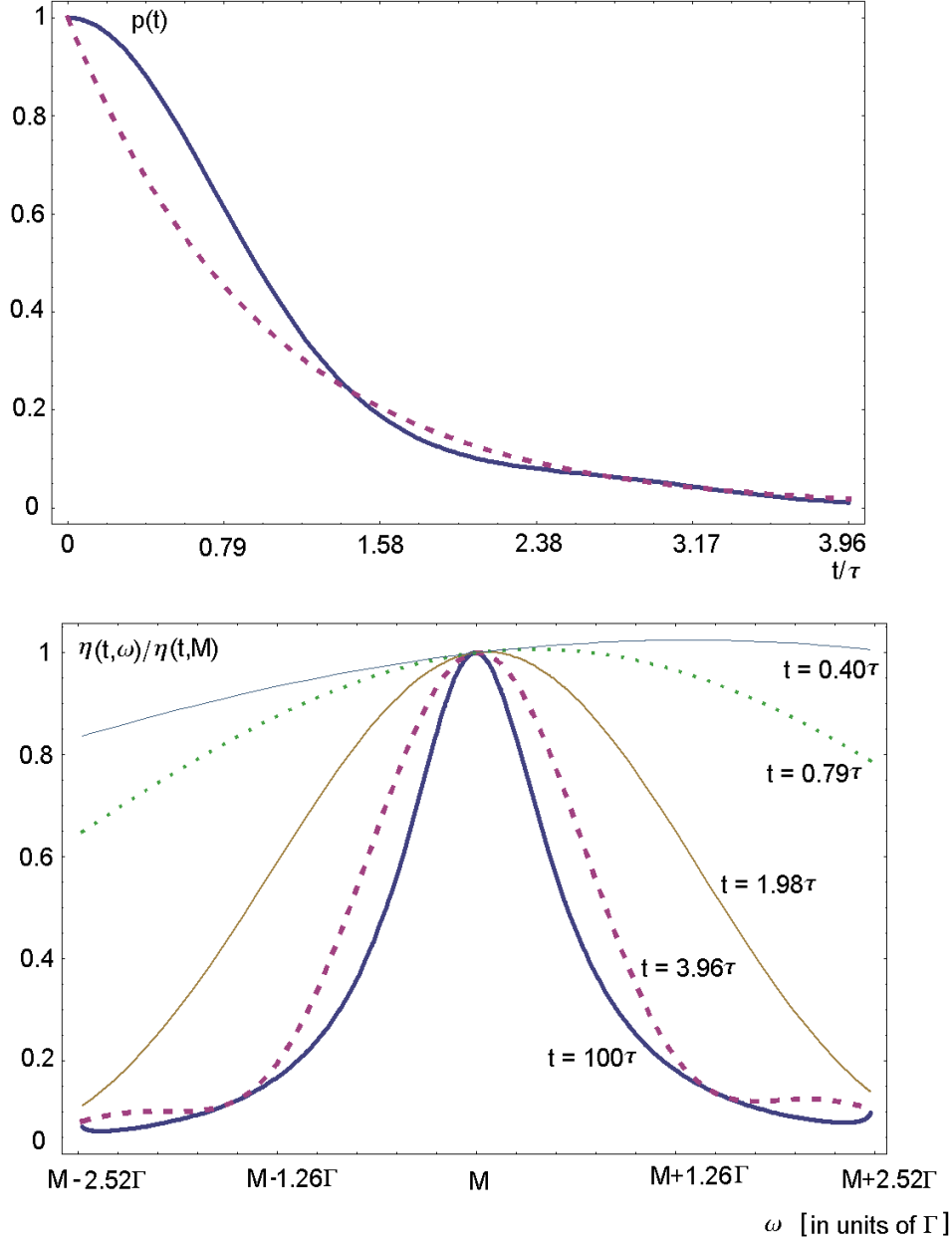


FIG. 4: (Color online) Upper panel: survival probability $p(t)$ (solid line) for the case of Eq. (27) and for the numerical values $g = 0.95\sqrt{\Gamma}$, $M - E_0 = 2.52\Gamma$, $\alpha = 0.0396\tau$. The deviation from the exponential form $e^{-\Gamma t}$ (dashed line) at short times is evident. Lower panel: the function $\eta(t, \omega)/\eta(t, M)$ is plotted for different values of t . Besides the broadening, the asymmetry generated by the parameter α in Eq. (27), which is hardly visible at long times (solid thick line, $t = 100\tau$), increases for decreasing t . For $t = 0.79\tau$ and for $t = 0.40\tau$ it is clearly visible.

(This expression is formally valid for each choice of $f(k)$, as long as $\omega(k) = k$. In the case of Eq. (27): $\text{Im } \Pi(\omega) = g^2(1 + \alpha\omega)/2$ for $\omega \in (M - E_0, M + E_0)$.) The function $\eta(t, \omega)/\eta(t, M)$ is plotted in Fig. 4, lower panel, for different values of time. For large times, $t = 100\tau$, the equality $\eta(t \rightarrow \infty, \omega) = d_S(\omega)$ is realized (thick solid line). It is then visible that the function $d_S(\omega)$ has the usual form and that the asymmetry due to the parameter α introduced in Eq. (27) is hardly noticeable. However, when going to smaller times, the expected broadening takes place, thus showing the generality of this effect. On top of that, an interesting phenomenon emerges: the asymmetry gets enhanced. For $t = 0.40\tau$ (thin solid line) the function $\eta(t = 0.40\tau, \omega)$ this is evident: even the maximum does not take place at M

but is shifted to a higher value.

One important remark about the model of Eq. (27) is necessary: two additional discrete energy levels emerge for each value of the coupling constant g (for small g , one emergent stable state has an energy just below $M - E_0$ and the other just above $M + E_0$.) As a consequence, the survival probability $p(t)$ shows in general for large times oscillations which involve these additional discrete levels, see also Ref. [30] for the description of this phenomenon. However, for the numerical values used in Fig. 4 the presence of these two additional stable states is negligible: for very large t the survival amplitude reads $a(t) \simeq Z_1 e^{-iE_1 t} + Z_2 e^{-iE_2 t}$, where $Z_1 = 0.92 \cdot 10^{-6}$ and $Z_2 = 1.4 \cdot 10^{-5}$ are very small numbers, meaning that the oscillations are extremely suppressed (and, moreover, have practically no influence on the short-time behavior of the system); the energies $E_1 = M - E_0 - 1.3 \cdot 10^{-7}\Gamma$ and $E_2 = M + E_0 + 2.5 \cdot 10^{-6}\Gamma$ are the emergent discrete levels (very close to the energy thresholds of Eq. (27)). In conclusion, for the illustrative purposes of our analysis the use of the simple model of Eq. (27) is acceptable, although the subtlety of the emerging stable states should be kept in mind when this model is studied; we also refer to Ref. [32], where this issue has been analyzed both analytically and numerically in great detail in dependence of the coupling constant g .

The emergence of discrete energy levels for each value of g is indeed a peculiarity of Eq. (27) due to the sharp boundaries. A more realistic form of $f^2(k)$ is given by

$$f^2(k) = (1 + \alpha k) \frac{\sqrt{k - (M - E_0)}}{k^2 + \Lambda^2} \theta(k - (M - E_0)) , \quad (29)$$

in which a phase space factor $\sqrt{k - (M_0 - E_0)}$ renders the function continuous close to the left energy threshold $(M - E_0)$ and a smooth cutoff behavior for large k replaces the right threshold. For this form, no additional stable state emerges as long as g does not exceed a critical value. (Quite interestingly, the emergence of an additional stable state when the coupling constant exceeds a certain value takes place also in relativistic quantum field theory, see Ref. [19].) A numerical study of the system with Eq. (29) shows the same qualitative features as Fig. 4. Then, we are led to think that the described properties (broadening and distortion for small times) are rather general, and hold also for more complicated choices of the function $f(k)$ and $\omega(k)$.

In conclusions, we have studied the energy uncertainty of the final state of a decay process, finding that it can be much larger than the natural decay width if a measurement of the final state and its energy is performed at time comparable to (or smaller than) the lifetime of the unstable state, see Figs. 1, 2, and 3. Further outlooks are listed in the following. (i) Systematic study for a class of models with short- and long-time deviations from the exponential decay law. The simple case studied here leading to Fig. 4 shows that this subject is potentially very interesting. (ii) Study of the energy spread of the final state of decay processes in which the initial unstable state can decay, along the line of Ref. [12], in more than one decay channel. (iii) In this work the measurement has been still considered of the ideal type; a description of the measurement in a more realistic way, along the line of Ref. [33], is an important work for the future. In this framework one has to make particular attention to the details of the type of measurement performed.

Acknowledgments: the author thanks G. Pagliara and T. Wolkanowski for useful discussions and the Foundation of the Polytechnical Society of Frankfurt for support through an Educator fellowship.

-
- [1] L. A. Khalfin, 1957 Zh. Eksp. Teor. Fiz. **33** 1371. (Engl. trans. Sov. Phys. JETP **6** 1053).
 - [2] L. Fonda, G. C. Ghirardi and A. Rimini, Rept. Prog. Phys. **41** (1978) 587.
 - [3] V. Weisskopf and E. P. Wigner, Z. Phys. **63** (1930) 54. V. Weisskopf and E. Wigner, Z. Phys. **65** (1930) 18.
 - [4] G. Breit, Handbuch der Physik **41**, 1 (1959).
 - [5] C. A. Nicolaides and T. Mercouris, Journal of Physics B **29**, Issue 6, pp. 1151-1167 (1996). K. Urbanowski, Central European Journal of Physics **7**, Issue 4, pp.696-703 (2009). E. Torrontegui, J. G. Muga, J. Martorell, J, and D. W. L. Sprung, Phys. Rev. A **80**, Issue 1, 012703 (2009).
 - [6] N. G. Kelkar, M. Nowakowski and K. P. Khemchandani, Phys. Rev. C **70** (2004) 024601 [nucl-th/0405043].
 - [7] C. Rothe, S. I. Hintschich, A. P. Monkman, Phys. Rev. Lett. **96** (2006)163601.
 - [8] S. R. Wilkinson, C. F. Bharucha, M. C. Fischer, K. W. Madison, P. R. Morrow, Q. Niu, B. Sundaram, M. G. Raizen, Nature **387**, 575 (1997).
 - [9] M. C. Fischer, B. Gutiérrez-Medina and M. G. Raizen, Phys. Rev. Lett. **87**, 040402 (2001).
 - [10] B. Misra and E. C. G. Sudarshan, J. Math. Phys. **18** (1977) 756.
 - [11] P. Facchi, H. Nakazato, S. Pascazio Phys. Rev. Lett. **86** (2001) 2699-2703. P. Facchi and S. Pascazio, Fundamental Aspects of Quantum Physics, L. Accardi and S. Tasaki eds., Quantum Probability and White Noise Analysis, Vol. 17, p. 222 (2003), arXiv:quant-ph/0202127. P. Facchi and S. Pascazio, Phys. Lett. A **241** (1998) 139 [arXiv:quant-ph/9905017]. H. Nakazato, M. Namiki and S. Pascazio, International Journal of Modern Physics B, Volume 10, Issue 03, pp. 247-295 (1996), arXiv:quant-ph/9509016.

- [12] F. Giacosa, Found. Phys. **42** (2012) 1262 [arXiv:1110.5923 [nucl-th]].
- [13] F. Giacosa, G. Pagliara, Mod. Phys. Lett. **A26** (2011) 2247-2259. [arXiv:1005.4817 [hep-ph]]. G. Pagliara, F. Giacosa, Acta Phys. Polon. Supp. **4** (2011) 753-758. [arXiv:1108.2782 [hep-ph]].
- [14] P. Facchi and S. Pascazio, Chaos Solitons Fractals **12** (2001) 2777 [quant-ph/9910111].
- [15] P. T. Matthews and A. Salam, Phys. Rev. **112** (1958) 283. P. T. Matthews and A. Salam, Phys. Rev. **115** (1959) 1079.
- [16] N. N. Achasov and A. V. Kiselev, Phys. Rev. D **70** (2004) 111901 [hep-ph/0405128].
- [17] F. Giacosa, G. Pagliara, Phys. Rev. **C76** (2007) 065204. [arXiv:0707.3594 [hep-ph]].
- [18] F. Giacosa, G. Pagliara, Nucl. Phys. **A812** (2008) 125-139. [arXiv:0804.1572 [hep-ph]]. F. Giacosa and G. Pagliara, arXiv:1210.4192 [hep-ph].
- [19] F. Giacosa and T. Wolkanowski, Mod. Phys. Lett. A **27** (2012) 1250229 arXiv:1209.2332 [hep-ph]].
- [20] Y. A. Litvinov, F. Bosch, N. Winckler, D. Boutin, H. G. Essel, T. Faestermann, H. Geissel, S. Hess *et al.*, Phys. Lett. **B664** (2008) 162-168. [arXiv:0801.2079 [nucl-ex]].
- [21] F. Giacosa, G. Pagliara, Quant. Matt. **2** (2013) 54 [arXiv:1110.1669 [nucl-th]]. F. Giacosa, G. Pagliara and , PoS BORMIO **2012** (2012) 028 [arXiv:1204.1896 [nucl-th]].
- [22] A. N. Ivanov and P. Kienle, Phys. Rev. Lett. **103** (2009) 062502 [arXiv:0908.0877 [nucl-th]]. P. Kienle, Nucl. Phys. A **827** (2009) 510C. C. Giunti, Phys. Lett. B **665** (2008) 92 [arXiv:0805.0431 [hep-ph]]. G. Lambiase, G. Papini and G. Scarpetta, Phys. Lett. B **718** (2013) 998 [arXiv:1205.0684 [nucl-th]]. A. Merle, Prog. Part. Nucl. Phys. **64** (2010) 445 [arXiv:1004.2347 [hep-ph]]. A. Gal, Nucl. Phys. A **842** 102 (2010).
- [23] T. D. Lee, Phys. Rev. **95** (1954) 1329-1334.
- [24] C. B. Chiu, E. C. G. Sudarshan and G. Bhamathi, Phys. Rev. D **46** (1992) 3508.
- [25] P. Facchi and S. Pascazio, *La regola d'oro di Fermi*, (Bibliopolis, Napoli, 1999) [In Italian].
- [26] M. O. Scully and M. S. Zubairy (1997), *Quantum optics*, Cambridge UK: Cambridge University Press.
- [27] P. Facchi and S. Pascazio, Phys. Rev. A **62**, 023804 (2000) [arXiv:quant-ph/9909043].
- [28] P. R. Berman and G. W. Ford, Phys. Rev. A **82**, Issue 2, 023818 (2010).
- [29] B. Elattari and S. A. Gurvitz, Phys. Rev. A **62** (2000) 032102 [quant-ph/0001020].
- [30] A. G Kofman, G. Kurizki, and B. Sherman, Journal of Modern Optics, vol. 41, Issue 2, p.353-384 (1994).
- [31] J. Beringer *et al.* [Particle Data Group Collaboration], Phys. Rev. D **86** (2012) 010001.
- [32] T. Wolkanowski, *Resonances and poles in the second Riemann sheet* (master thesis at the J.W. Goethe University, Frankfurt am Main, Germany), arXiv:1303.4657 [hep-ph].
- [33] K. Koshino and A. Shimizu, Phys. Rept. **412** (2005) 191 [quant-ph/0411145].