

Formation Control with Pole Placement for Multi-agent Systems

Ameer K. Mulla, Rachel K. Kalaimani, Debraj Chakraborty and Madhu N. Belur

Abstract—The problem of distributed controller synthesis for formation control of multi-agent systems is considered. The agents (single integrators) communicate over a communication graph and a decentralized linear feedback structure is assumed. One of the agents is designated as the leader. If the communication graph contains a directed spanning tree with the leader node as the root, then it is possible to place the poles of the ensemble system with purely local feedback controller gains. Given a desired formation, first one of the poles is placed at the origin. Then it is shown that the inter-agent weights can be independently adjusted to assign an eigenvector corresponding to the formation positions, to the zero eigenvalue. Then, only the leader input is enough to bring the agents to the desired formation and keep it there with no further inputs. Moreover, given a formation, the computation of the inter-agent weights that encode the formation information, can be calculated in a decentralized fashion using only local information.

Index Terms—multi-agent systems, decentralized control, pole placement, formation control.

I. INTRODUCTION

Distributed control of multi-agent systems have been a popular research topic with applications including sensor networks, rendezvous problems, synchronization, surveillance, satellite formation (see e.g. [1] and the references therein) etc. In particular, consensus and formation control for multi-agent systems communicating over a network, have been an area of intense research since the initial formulation of these problems in [2], [3], [4]. In this framework, the individual agents are required to reach a consensus or formation, i.e. fixed relative position with respect to each other, with distributed control and computation. Decentralized controllers which exploit the properties of the graph Laplacian [2], [5], [3], [6], to asymptotically bring all the states to a specified consensus/formation, are particularly well-studied. However, in most of the consensus/formation control literature, the controller structure is pre-specified (to obtain the closed loop in terms of the Laplacian) and hence the designer has only limited freedom in specifying the rate of convergence of the agents to the formation. In this article, we propose a distributed controller synthesis method to achieve arbitrary pole placement for formation control of multi-agent systems.

On the other hand, moving formations are often required in many applications. In such situations, the absolute location of the formation might change, but the relative positions of the agents should remain the same. For such a situation, [7] suggested that the absolute desired positions be communicated

to each agent globally through a vector of (possibly time varying) offsets. For moving the agents in formation to a different location, these offsets need to be globally recomputed and transmitted to each agent individually, thereby making some part of the control essentially centralized. Existence of a completely decentralized controller for moving formations was characterized in [8], but decentralized synthesis methods for this problem seem to be unavailable. We address, in this paper, formation synthesis with completely decentralized computation. We show, that if each agent knows its desired relative position with respect to its neighbors, then the formation can be moved to a new absolute position, entirely by local re-computation of inter-agent gains.

Assume there are n agents indexed from 1 to n with identical first order dynamics:

$$\dot{x}_i = u_i, \text{ for } i = 1 \text{ to } n.$$

Each agent interacts with some of the other agents and their communication pattern is depicted by a directed graph G , where the nodes of G represent the agents. For a given agent i , the set \mathcal{N}_i consists of the agents whose information is available to i . We assume that the input to each agent is given by a (completely general and decentralized) linear feedback law:

$$u_i = \sum_{j \in \mathcal{N}_i} \beta_{ij} x_j - \alpha_i x_i, \text{ for } i = 1 \text{ to } n - 1. \quad (1)$$

$$u_n = \sum_{j \in \mathcal{N}_n} \beta_{nj} x_j - \alpha_n x_n + v_n \quad (2)$$

Here α_i is the gain for the self feedback of each agent and β_{ij} is the gain for the feedback information from agent j to i . We designate the n^{th} agent as the leader of the group and the others as followers. It is assumed that an external input is allowed on the leader, but not on any other agent. It is common [2], [5], [3], [6] to assume, a priori special structure in β_{ij} and α_i , namely assume $u_i(t) = -\sum_{j \in \mathcal{N}_i} a_{ij} [x_i(t) - x_j(t)]$, $i = 1, \dots, n$. For $a_{ij} = 1$ the resulting closed loop dynamics is $\dot{x}(t) = -L_n x(t)$ where $x = [x_1 \ x_2 \ \dots \ x_n]^T$ and $L_n \in \mathbb{R}^{n \times n}$ is the Laplacian (weighted for a_{ij} not necessarily 1) of the communication topology. Clearly, the rate of convergence to consensus/formation is determined by the eigenvalues of the Laplacian matrix. In contrast, the values of α and β in (1) can be chosen so as to arbitrarily place the closed loop poles of the ensemble of systems. However, the computation of α and β turns out to be computationally hard for general pole placement. We prove, that if G contains a directed spanning tree (with n^{th} agent as the root), and G does not have any directed cycle the closed loop poles can be placed anywhere on the real line just by adjusting the local feedback gains α .

A. K. Mulla, R. K. Kalaimani, D. Chakraborty and M. N. Belur are in the Department of Electrical Engineering, Indian Institute of Technology Bombay, India. ameerkm@ee.iitb.ac.in, rachel@ee.iitb.ac.in, dc@ee.iitb.ac.in, belur@ee.iitb.ac.in

This allows us to decentrally compute the self-feedback gains α 's. The proof of this fact utilizes properties of determinant expansions corresponding to bipartite graphs [9], [10].

For formation control each agent is assumed to know its relative position with respect to other neighboring agents. We show that given any formation (say $\mathcal{F} = [f_1, \dots, f_n]$, where f_i is the absolute position of the i -th vehicle in the desired formation), the gains α can be adjusted locally so as to bring the formation to \mathcal{F} arbitrarily fast. Moreover, the agents remain in this formation even after the external input to the leader is withdrawn. This is achieved by placing a zero eigenvalue corresponding to the leader ($\alpha_n = 0$) and computing the inter-agent gains β_{ij} 's (with local information only) so that \mathcal{F} is the eigenvector corresponding to the 0 eigenvalue. Then all the agents can be forced into the formation \mathcal{F} by just giving an external input v_n corresponding to f_n to the leader. For moving the entire formation to a new location $\mathcal{F}' = [f'_1, \dots, f'_n]$, (preserving the same relative position among the agents) only the leader (external) input needs to be updated to v'_n (corresponding to f'_n). The re-computation of the β 's can be done again in a distributed fashion with local information that propagates through the network.

Early versions of the consensus problem were presented in [11], [12] but most of the recent research in this area is based on the theoretical framework introduced for single integrator agents in [2], [5], [3], [6], [4]. The consensus problem of the agents with second order dynamics was studied in [13], [14], [15], [16], [17]. In parallel, the formation control problem was introduced and developed in [1], [2], [8].

The remaining article is arranged as follows. In section II the problem is formally defined and the main results of the article are stated. In Section III, the preliminaries required for proving the main results are given. The proofs of the main results are given in IV. The examples are given in Section V.

II. PROBLEM FORMULATION AND MAIN RESULTS

We consider a system with n agents as described in the introduction. We are specified with a particular formation \mathcal{F} for the agents, i.e. the position to which each of the agents should asymptotically reach from any given initial condition. Agent n is considered as the leader for which the input v_n is external. Our objective is to drive the agents to the desired formation using just v_n . It is expected that all other agents follow the leader. Hence all the agents are connected to the leader perhaps through other intermediate agents. This imposes that the graph G has to have a rooted directed spanning tree. A spanning tree is a graph in which there are no cycles and there is an undirected path between every two vertices. Of course, in our case, the graph is directed.

Definition 2.1: A directed spanning tree rooted at vertex v is a spanning tree in which there is a directed path from v to every other vertex in the graph.

In this paper, the root is the vertex corresponding to the leader. Equation (1) describes the input for each agent other than the leader. The closed loop dynamics are given by

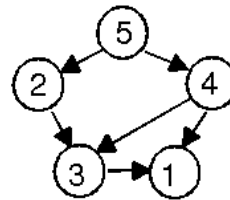


Fig. 1: Communication Graph

$$\dot{x} = Ax + Bu_n \quad (3)$$

where

$$A = \begin{bmatrix} -\alpha_1 & \beta_{12} & \cdots & \beta_{1n} \\ \beta_{21} & -\alpha_2 & \cdots & \beta_{2n} \\ \vdots & \vdots & \ddots & \vdots \\ \beta_{n-1,1} & \beta_{n-1,2} & \cdots & -\alpha_{n-1} \\ \beta_{n1} & \beta_{n2} & \cdots & \alpha_n \end{bmatrix}, B = \begin{bmatrix} 0 \\ 0 \\ \vdots \\ 0 \\ 1 \end{bmatrix}$$

Depending on G the some of the β 's could be zero. We consider a specific example below to illustrate our assumption.

Example 2.2: For the case of 4 agents and 1 leader with interconnection defined by the graph in Figure 1, the equations defining the agents' dynamics are as follows.

$$\dot{x} = \begin{bmatrix} \alpha_1 & 0 & \beta_{13} & \beta_{14} & 0 \\ 0 & \alpha_2 & 0 & 0 & \beta_{25} \\ 0 & \beta_{32} & \alpha_3 & \beta_{34} & 0 \\ 0 & 0 & 0 & \alpha_4 & \beta_{45} \\ 0 & 0 & 0 & 0 & \alpha_5 \end{bmatrix} x + \begin{bmatrix} 0 \\ 0 \\ 0 \\ 0 \\ 1 \end{bmatrix} v_n \quad (4)$$

Next we choose some of the gains so as to make the eigenvalue corresponding to the leader, zero. We will show that if the leader pole is 0 we benefit in the following aspects:

- 1) After driving the leader to the desired position the external input is no longer required for achieving formation.
- 2) It was discussed in the introduction that any given formation could be achieved using the inter-agent gains β 's. It turns out that the zero eigenvalue enables the decentralized computation of the β 's corresponding to any given formation.

The zero eigenvalue can be achieved simply by letting $\alpha_n = 0$ and $\beta_{nj} = 0 \forall j \in \mathcal{N}_n$. This implies that the leader does not take any information from the other agents as well as it has no self-feedback. It is clear from Example 2.2 that the matrix A has a pole at origin if $\alpha_5 = 0$. The eigenvector, \mathcal{V}_0 corresponding to the 0 eigenvalue determines the subspace to which the agents converge. We show that it is possible to independently adjust the remaining β 's so that such that $\mathcal{V}_0 = \mathcal{F}$. Hence

$$A\mathcal{V}_0 = 0 \quad (5)$$

The major question we address in this paper is about the ability to control the rate of convergence of each of the agents to \mathcal{F} . In other words the question is whether we can place the poles of the closed loop system (except for the pole at

origin) arbitrarily? We assume that the set of (not necessarily distinct) closed loop poles are denoted as follows.

$$\Lambda := [\lambda_1, \dots, \lambda_{n-1}, 0], \lambda_i \in \mathbb{R} \setminus 0.$$

Hence the feedback gains in addition to the constraints in (5) should also satisfy

$$\text{Roots of } \det(sI - A) = \Lambda. \quad (6)$$

The following claims (to be made precise later) are the main contributions of this paper:

- 1) The poles can be placed arbitrarily by using only the self-feedback gains α 's
- 2) We use u_n to drive the leader to f_n and the rest of the agents follow appropriately to reach \mathcal{F}
- 3) β 's can be computed in distributed manner so as to have $\mathcal{V}_0 = \mathcal{F}$.

In our problem the position of each agent is specified by a single dimension. In case each of the agent is assumed to move in a higher dimensional space, since the motion along each dimension is independent, it is enough to analyse the dynamics in one dimension. A precise formulation of the problem is as follows.

Problem 2.3: Assume n agents, with n^{th} agent as leader, with dynamics $\dot{x} = u$ whose interconnection is described by a directed connected graph G . Except the leader, the control law for each of the agents is given by (1). Let the final formation to which the agents should reach be specified by the vector $\mathcal{F} \in \mathbb{R}^n$. Let Λ denote the set of specified poles of the system.

- 1) Find sufficient condition on G which enables calculation of the feedback gains α_i and β_{ij} in order that the agents converge to \mathcal{F} with the convergence rate given by the set Λ .
- 2) When are the gains α_i and β_{ij} in the control law unique?
- 3) What is the minimum interaction, i.e. the minimum number of edges in G required to achieve statement 1?

A. Main Results

We state the main results of the paper here and the proofs are in the following sections. The solution to our problem involves finding the feedback gains satisfying constraints (5) and (6). The following theorem provides a sufficient condition on G which ensures precise calculation of the feedback gains from the above mentioned constraints.

Theorem 2.4: Assume there are n agents with one leader with the dynamics of each agent as $\dot{x}_i = u_i$. Let a directed graph G represent the interconnection between them which defines the structure of the control laws as given in (1). The dynamics of the closed loop is $\dot{x} = Ax + e_n u_n$, with u_n as the external input to the leader. Let $\mathcal{F} \in \mathbb{R}^n$ denote the final formation of the agents and suppose Λ denotes the desired set of closed loop poles of the system. The following conditions are sufficient to ensure that the agents converge to \mathcal{F} with the rates specified by Λ .

- 1) G contains a directed spanning tree with vertex n corresponding to leader as root.
- 2) G does not have a directed cycle.

A controller having the decentralized controller structure proposed in (1) that achieves this is the solution to the following system of equations.

$$\alpha_i = \lambda_i. \quad (7)$$

$$f_i \lambda_i + \sum_{j \in \mathcal{N}_i} \beta_{ij} f_j = 0, \text{ for } i = 1 : n - 1. \quad (8)$$

The absence of directed cycles in G allows just the 'inner' loops within each agent to decide the closed loop poles of the interconnected system; this is precisely the reason that arbitrary *real* poles can be placed. On the other hand, β_{ij} plays a role in just obtaining the desired formation vector. In this way, the steady-state formation configuration and closed loop pole placement exhibit the *separation principle*.

In the above theorem the self feedback gains were unique (upto ordering of the closed loop poles), which were precisely the poles specified. The next question is about the uniqueness of β 's which is addressed in the following corollary. It is shown that this case occurs when the interaction between the agents is minimum.

Corollary 2.5: The minimum number of directed interaction required between n agents for converging to a specified formation \mathcal{F} with the specified rates given by Λ is $n - 1$. In this case the feedback gains α and β are unique which are given by

$$\alpha_i = \lambda_i \text{ and } \beta_{ij} = -\frac{f_i \alpha_i}{f_j}, j \in \mathcal{N}_i \text{ for } i = 1 : n - 1.$$

The third claim about the distributed computation of β 's is explained in the following subsection.

B. Calculation of β 's

When the formation is specified as the desired relative states of the agents, the leader position dictates the absolute state values of the agents in the formation \mathcal{F} . We assume that the absolute positions f_1, \dots, f_n are not known to the agents $1, \dots, n - 1$, but the relative position information i.e. $\gamma_{ij} = f_i - f_j \forall j \in \mathcal{N}_i$ is known to the agents. In addition to γ_{ij} 's the information about $f_j \forall j \in \mathcal{N}_i$ is available through the communication channel. The i^{th} agent should converge to f_i corresponding to the leader's target position f_n with given rate of convergence. The absolute value of formation target for i^{th} agent is specified as $f_i = f_j + \gamma_{ij} \forall j \in \mathcal{N}_i$. Note that, γ 's should satisfy $\gamma_{ij} + \gamma_{jk} = \gamma_{ik}$ for any i, j, k where i, j, k refer to the indices of any three agents.

Every time the target position for the leader f_n is changed, the corresponding \mathcal{F} changes but γ_{ij} 's are fixed. Every \mathcal{F} changes, we need to find the β_{ij} 's so that $A\mathcal{F} = 0$. From A defined in equation (3), we can write

$$-\alpha_i f_i + \sum_{j \in \mathcal{N}_i} \beta_{ij} f_j = 0$$

The α_i and γ_{ij} are fixed and information about f_j is available through the communication channel. β_{ij} appear only in the equation corresponding to the i^{th} row of $A\mathcal{F} = 0$. Since this equation involves other parameters that are available to the i^{th} agent locally, the β_{ij} can be calculated locally.

III. PRELIMINARIES

A directed graph $G(V, E)$ refers to a set of vertices V and a set of edges E in which each element is an ordered pair of vertices. A path in a directed graph G is a finite sequence of vertices v_0, v_1, \dots, v_n such that $(v_i, v_{i+1}) \in E(G)$ for $i = 0 : n - 1$. If $v_n = v_0$ then this path is a cycle in the directed graph G . We next consider bipartite graphs which are not directed.

A. Bipartite graphs

A graph $\mathcal{BG} = (V, E)$ with vertex set V and edge set E is said to be bipartite if V can be partitioned into two subsets V_1 and V_2 such that no two vertices from the same subset are adjacent. If we assign weights for the edges then we have a weighted bipartite graph. A set of edges M in a graph \mathcal{BG} is called a *matching* if no two edges in M are adjacent. A maximal matching is a matching with maximum number of edges. A graph can have more than one maximal matching. The cardinality of a matching M , denoted by $|M|$, is defined as the number of edges in M . \mathcal{BG} is said to have a perfect matching if $|V_1| = |V_2|$ and there exists a matching M such that $|M| = |V_1| = |V_2|$.

We show how a square polynomial matrix $P(s) \in \mathbb{R}^{n \times n}[s]$ can be associated to a weighted bipartite graph. The set R and C denote the rows and columns of the polynomial matrix and are the two disjoint vertex sets of the bipartite graph \mathcal{BG} , i.e. $|R| = |C| = n$. By definition an edge exists in the bipartite graph between vertex $v_i \in R$ and $v_j \in C$ if the (i, j) -th entry of $P(s)$ is nonzero. The weight of the edge is the corresponding entry itself.

Next we describe the relation between the determinant of P and perfect matchings of the bipartite graph \mathcal{BG} associated to P . Let M be a perfect matching in G . Then the *product* of the weights of all edges in M corresponds to a nonzero term in the determinant expansion of P . The determinant expansion of P is the sum over all perfect matchings in G (with suitable signs). See [18]. A cycle in a bipartite graph is defined similarly as in directed graphs except that the edges in this case are not directed. We define an alternating cycle.

Definition 3.1: A cycle in bipartite graph, \mathcal{BG} is said to be *alternating relative* to a matching M if its edges are alternately in $E(\mathcal{BG}) \setminus M$ and M

The following proposition is about a condition for the existence of more than one matching in \mathcal{BG} .

Proposition 3.2: [10] Let bipartite graph, \mathcal{BG} have a perfect matching M . Then every other perfect matching can be obtained from M by a sequence of transfers along alternating cycles relative to M .

The above proposition also implies that if there exist more than one perfect matching in \mathcal{BG} then there exists a cycle in \mathcal{BG} .

IV. PROOF OF MAIN RESULTS

In this section we prove the main results of this paper. We begin with the proof of our first main result Theorem 2.4. Since poles are the roots of the determinant of $(sI - A)$ we use the relation between the determinant of a matrix and

matchings in the corresponding bipartite graph. In this regard we state the following lemma which relates the existence of a cycle in G and corresponding \mathcal{BG} .

Lemma 4.1: Let G , a directed graph represent the interconnection among n agents. The feedback laws with respect to G are as in (1) and let the dynamics of the closed loop system be $\dot{x} = Ax + e_n u_n$. Let \mathcal{BG} denote the bipartite graph constructed for $(sI - A)$. Then the undirected bipartite graph \mathcal{BG} has a cycle if and only if the directed graph G has a directed cycle.

Proof: Assume in \mathcal{BG} , the vertex set R and C correspond respectively to the rows and columns of $sI - A$ as explained in Section III-A. Let u_i and v_i for $i = 1 : n$ represent the vertices in R and C respectively. Hence an edge between u_i and v_i correspond to the diagonal terms in $(sI - A)$. An edge between u_i and v_j , $i \neq j$ implies that in G , $j \in \mathcal{N}_i$. This means that agent i takes data from agent j . We assume \mathcal{BG} has a cycle and prove G also has a cycle. Assume we index the vertices in R and C suitably such that the cycle in \mathcal{BG} is $u_1 v_1 u_2 v_2, \dots, u_k v_k u_1$. Then $2 \in \mathcal{N}_1, \dots, k \in \mathcal{N}_k - 1, 1 \in \mathcal{N}_k$. This implies that there is a cycle in G . The proof that G has a cycle implies \mathcal{BG} has a cycle is straightforward and hence skipped. ■

Proof of Theorem 2.4:

Since G has a directed spanning tree with the leader at the root, all the agents can follow the leader. The condition for placing the poles at the given set Λ is

$$\text{Roots of } \det(sI - A) = \Lambda.$$

Let \mathcal{BG} represent the bipartite graph constructed for $(sI - A)$. Then because of sI , \mathcal{BG} has at least one perfect matching. G does not have a cycle. Hence from Lemma 4.1 \mathcal{BG} does not have a cycle. Hence from Proposition 3.2 we conclude that there exist only one perfect matching. Hence as mentioned in Section III-A, the determinant of $sI - A$ is given by the product $s \prod_{i=1}^{n-1} (s - \alpha_i)$. Therefore given the set of poles, Λ we assign $\alpha_i = \lambda_i$, for $i = 1 : n - 1$. In order that the agents reach the formation specified by \mathcal{F} asymptotically, it is required that the eigenvector corresponding to 0 eigenvalue should be \mathcal{F} . Hence we have the condition $A\mathcal{F} = 0$ which is same as

$$f_i \alpha_i + \sum_{j \in \mathcal{N}_i} \beta_{ij} f_j = 0, \text{ for } i = 1 : n - 1. \quad (9)$$

Substituting $\alpha_i = \lambda_i$ we get

$$f_i \lambda_i + \sum_{j \in \mathcal{N}_i} \beta_{ij} f_j = 0, \text{ for } i = 1 : n - 1. \quad (10)$$

Since G has a tree, $|\mathcal{N}_i| \geq 1$ for $i = 1 : n - 1$. Hence from (10), the map from β_{ij} 's to \mathcal{F} is a linear surjective map. Hence we can calculate the required gains. ■

Remark 4.2: Ability to place all the poles amounts to surjectivity (see [19]) of a certain map from the space of all parameters: α_i and β_{ij} to the space of all coefficients of possible closed loop characteristic polynomials. This map turns out to be straightforward when G has no directed

cycle, but this map is a *polynomial* map in both types of indeterminates α_i and β_{ij} in the presence of a cycle. A linearization of this map is done in [19]. Proving surjectivity of the linearized map within the decentralized controller structure and proving that a directed cycle can indeed result in non real closed loop poles requires further investigation along these lines.

Proof of Corollary 2.5:

Since G has a tree the number of edges in G is at least $n - 1$. We show that with G having $n - 1$ edges it is possible to make the agents converge to a specified formation with the desired rate. If G has $n - 1$ edges then G is just a tree and hence there are no cycles. Therefore from Theorem 2.4 we have $\alpha_i = \lambda_i$ for $i = 1 : n - 1$. Equation (8) in the same theorem is considered.

$$f_i \lambda_i + \sum_{j \in \mathcal{N}_i} \beta_{ij} f_j = 0, j \in \mathcal{N}_i, \text{ for } i = 1 : n - 1.$$

Since $|\mathcal{N}_i| = 1$, we have unique β 's which is given by

$$\beta_{ij} = -\frac{f_i \alpha_i}{f_j}, j \in \mathcal{N}_i, \text{ for } i = 1 : n - 1.$$

Thus the minimum number of interaction required among n agents for converging to \mathcal{F} with the rates given by the set Λ is $n - 1$. ■

The above corollary implies that the non uniqueness of β arises when G has more than $n - 1$ edges. However α is still unique. Therefore the next possible question is about the maximum number of edges G can allow without losing the uniqueness of α which is explained in the following remark. This also gives the maximum interaction that is possible while retaining the ability to calculate the feedback gains.

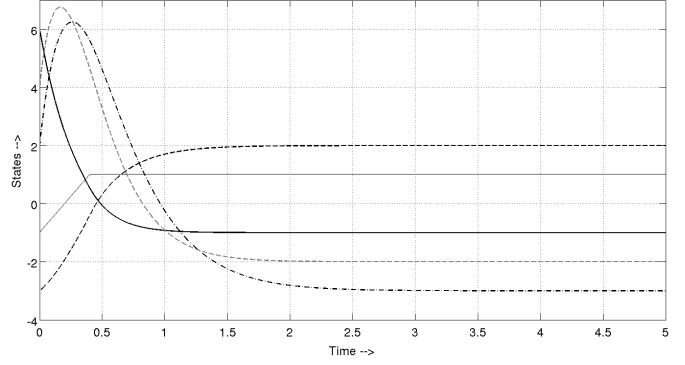
Remark 4.3: The maximum number of directed interaction allowed between n agents while converging to \mathcal{F} with the specified rates given by Λ is $n(n - 1)/2$. When BG does not have a cycle the vertices in R and C can be indexed suitably such that the corresponding matrix is upper triangular. In $(sI - A)$ the diagonal terms correspond to the self feedback gains. The rest of the entries indicate the presence of a communication link with other agents. Hence there can at most be $n(n - 1)/2$ entries in $(sI - A)$ in order to retain the upper triangular property. Therefore the maximum allowed communication links such that we can calculate the feedback gains is $n(n - 1)/2$.

V. EXAMPLES

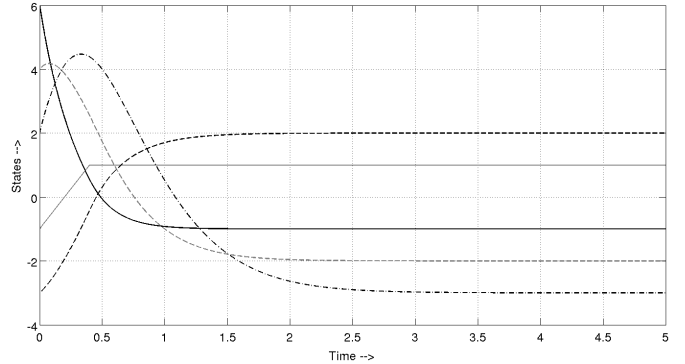
Example 5.1: Consider a system with five agents. Let agent 5 be the leader. The communication graph for the system is given in Figure 1. Notice that the communication graph has 6 edges i.e. a spanning tree and two additional edges but no cycles.

With the decentralized control law (1) for the followers, the resultant system dynamics is given by,

$$\dot{x} = Ax + Bu$$



(a) With $\beta_{13} = 1, \beta_{14} = 2, \beta_{32} = 2$ and $\beta_{34} = 2$



(b) With $\beta_{13} = 4, \beta_{14} = -1, \beta_{32} = 1$ and $\beta_{34} = 3$

Fig. 2: Formation \mathcal{F} with different β 's but same eigenvalues

with

$$A = \begin{bmatrix} \alpha_1 & 0 & \beta_{13} & \beta_{14} & 0 \\ 0 & \alpha_2 & 0 & 0 & \beta_{25} \\ 0 & \beta_{32} & \alpha_3 & \beta_{34} & 0 \\ 0 & 0 & 0 & \alpha_4 & \beta_{45} \\ 0 & 0 & 0 & 0 & \alpha_5 \end{bmatrix} \text{ and } B = \begin{bmatrix} 0 \\ 0 \\ 0 \\ 0 \\ 1 \end{bmatrix}$$

A pole at origin is placed by making $\alpha_5 = 0$. The remaining system poles are to be placed $-3, -3.5, -4$ and -5 . By Theorem 2.4, we know that the values of α_i 's are indeed system poles. Thus we get unique (upto the ordering) values of α_i 's as $\alpha_1 = -3, \alpha_2 = -3.5, \alpha_3 = -4$ and $\alpha_4 = -5$. The β 's are chosen for achieving formation $\mathcal{F} = [-3 \ 2 \ -2 \ -1 \ 1]^T$. Figure 2 demonstrates that for given \mathcal{F} , the β 's can be non unique.

Example 5.2: This example demonstrates the non uniqueness of α_i 's for pole placement and consensus when the communication topology has a cycle. Consider a simple system with three agents. Let agent 3 be the leader. The communication graph for the system is given in Figure 3. Notice that the communication graph has 3 edges i.e. a spanning tree and one additional edges out of which two edges form a directed cycle.

With the decentralized control law (1) for the followers, we have,

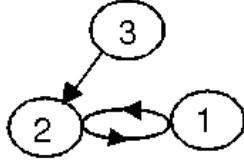
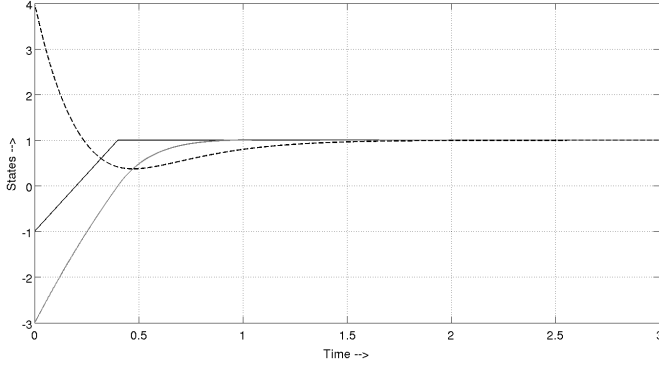
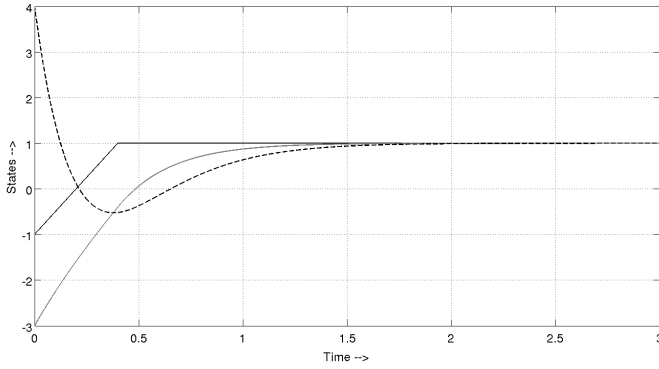


Fig. 3: Communication graph for example 5.2



(a) With $\alpha_1 = 3$, $\alpha_2 = 6$, $\beta_{12} = 3$, $\beta_{21} = -2/3$ and $\beta_{23} = 20/3$



(b) With $\alpha_1 = 5$, $\alpha_2 = 4$, $\beta_{12} = 5$, $\beta_{21} = 0$ and $\beta_{23} = 4$

Fig. 4: Consensus \mathcal{F} with different α 's and β 's but same eigenvalues

$$\dot{x} = \begin{bmatrix} \alpha_1 & \beta_{12} & 0 \\ \beta_{21} & \alpha_2 & \beta_{23} \\ 0 & 0 & 0 \end{bmatrix} x + \begin{bmatrix} 0 \\ 0 \\ 1 \end{bmatrix} u_3$$

α_3 is set to 0 so as to achieve a pole at origin. The system poles are no longer independent of β 's. For achieving consensus i.e. $\mathcal{F} = [1 \ 1 \ \dots \ 1]^T$ with the agents converging to $f_i = 4 \ \forall i$ and placing the remaining system poles at -4 and -5 , we can have different values of α 's and β 's. Figure 4 demonstrates that with different α 's and β 's, the consensus can be reached.

The eigenvalues also remain the same for these values of α_i 's and β_{ij} 's.

If the communication graph G has a directed cycle, the system poles are different from the self-feedback gains (α 's) of the agents. So we can also have complex poles for the

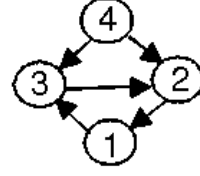


Fig. 5: Communication graph for example 5.3

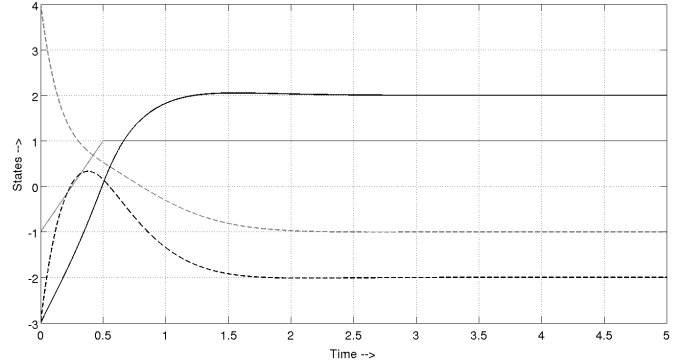


Fig. 6: Formation for the system in Example 5.3

closed loop system. The following example demonstrates that complex poles can be placed with real α 's and real β 's.

Example 5.3: Consider a communication graph in Figure 5. The α 's and β 's are chosen so as to achieve formation $\mathcal{F} = [2 \ -1 \ -2 \ 1]^T$ with system poles at -5.5377 , $-2.7312 + 1.5140i$ and $-2.7312 - 1.5140i$. The closed loop system is given by

$$\dot{x} = \begin{bmatrix} -3 & 1 & 0 & 7 \\ 0 & -4 & 2 & 0 \\ -3 & 0 & -4 & -2 \\ 0 & 0 & 0 & 0 \end{bmatrix} x + \begin{bmatrix} 0 \\ 0 \\ 0 \\ 1 \end{bmatrix} u_n.$$

The formation is shown in Figure 6

Example 5.4: In this example we consider a network of agents in two dimensional state space. Motion in each dimension is governed by separate input. So the agents are still single integrators. We consider a system with 6 agents communicating to each other through graph G shown in figure 7. Agent 6 is the leader. So $\alpha_6 = 0$ As G has no cycles, we place three closed loop poles at -3 and two at -2 . The α 's are unique upto the ordering and they are indeed the system poles. So we choose $\alpha_1 = \alpha_3 = \alpha_5 = -3$ and $\alpha_2 = \alpha_4 = -2$. The formation is specified by the relative distance between agents so as to form an equilateral hexagon of side 2. We first achieve a hexagon formation at leader position $f_n = (3, -1.829)$. Then the desired leader position is changed to $f'_n = (7, -3.829)$ instantly. We assume that the β 's can be computed in a time frame much faster than the smallest time constant determined by the α 's and that the β 's are computed according to the algorithm given in II-B. The resulting motion is demonstrated in figure 8

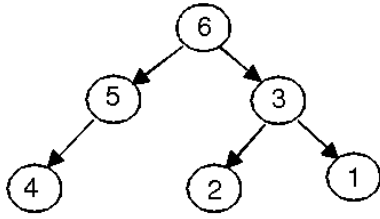


Fig. 7: Communication graph for example 5.4

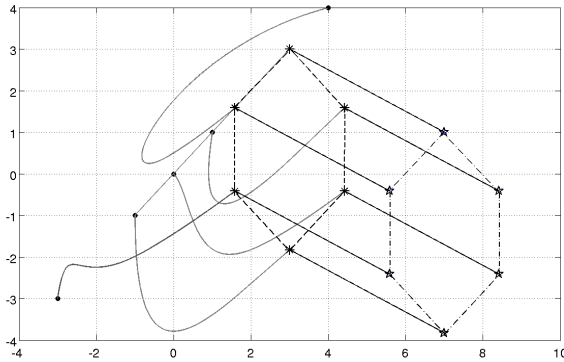


Fig. 8: Formation with changing f_n by locally changing β'_s

VI. CONCLUSION

In this article we propose an algorithm for decentralized formation control which can achieve arbitrary pole placement for a multi-agent system in a leader-follower configuration. The input to leader is external and was required only to drive the leader to the desired state as specified in the formation. We have shown that if the directed communication graph is acyclic then the pole of each agent is determined by the self feedback gain. The same condition proved to be sufficient for the ability to design the inter-agent gains that ensures rest of the agents follow the leader appropriately to reach the formation. It would be interesting to prove that directed cycles are helpful (and required) for achieving arbitrary pole placement: both real and complex.

REFERENCES

- [1] W. Ren and R. Beard, *Distributed consensus in multivehicle cooperative control: Theory and Applications*. Springer, 2004.
- [2] J. Fax and R. Murray, "Information Flow and Cooperative Control of Vehicle Formations," *IEEE Transactions on Automatic Control*, vol. 49, pp. 1465–1476, Sept. 2004.
- [3] R. Olfati-Saber and R. Murray, "Consensus problems in networks of agents with switching topology and time-delays," *IEEE Transactions on Automatic Control*, vol. 49, no. 9, pp. 1520–1533, Sept. 2004.
- [4] R. Olfati-Saber, J. Fax, and R. Murray, "Consensus and cooperation in networked multi-agent systems," *Proceedings of the IEEE*, vol. 95, no. 1, pp. 215–233, 2007.
- [5] A. Jadbabaie and A. Morse, "Coordination of groups of mobile autonomous agents using nearest neighbor rules," *IEEE Transactions on Automatic Control*, vol. 48, pp. 988–1001, June 2003.
- [6] W. Ren and R. Beard, "Consensus seeking in multiagent systems under dynamically changing interaction topologies," *IEEE Transactions on Automatic Control*, vol. 50, no. 5, pp. 655–661, May, 2005.

- [7] J. A. Fax, *Optimal and cooperative control of vehicle formations*. PhD thesis, California Institute of Technology, 2001.
- [8] G. Lafferriere, a. Williams, J. Caughman, and J. Veerman, "Decentralized control of vehicle formations," *Systems & Control Letters*, vol. 54, pp. 899–910, Sept. 2005.
- [9] L. Lovasz and M. Plummer, *Matching Theory*. North Holland: Elsevier Science Publishers, 1986.
- [10] A. Asratian, T. Denley, and R. Hagkvist, *Bipartite Graphs and their Applications*. United Kingdom: Cambridge University Press, 1998.
- [11] S. Chatterjee and E. Seneta, "Towards consensus: Some convergence theorems on repeated averaging," *Journal of Applied Probability*, pp. 89–97, 1977.
- [12] V. Borkar and P. Varaiya, "Asymptotic agreement in distributed estimation," *IEEE Transactions on Automatic Control*, pp. 0–5, 1982.
- [13] Y. Hong, G. Chen, and L. Bushnell, "Technical communique: Distributed observers design for leader-following control of multi-agent networks," *Automatica (Journal of IFAC)*, vol. 44, no. 3, pp. 846–850, 2008.
- [14] R. Olfati-Saber, "Flocking for multi-agent dynamic systems: Algorithms and theory," *IEEE Transactions on Automatic Control*, vol. 51, no. 3, pp. 401–420, 2006.
- [15] W. Ren, "On consensus algorithms for double-integrator dynamics," *IEEE Transactions on Automatic Control*, vol. 53, no. 6, pp. 1503–1509, 2008.
- [16] W. Ren, "Second-order consensus algorithm with extensions to switching topologies and reference models," in *American Control Conference, 2007. ACC'07*, pp. 1431–1436, IEEE, 2007.
- [17] W. Yu, G. Chen, and M. Cao, "Some necessary and sufficient conditions for second-order consensus in multi-agent dynamical systems," *Automatica*, vol. 46, no. 6, pp. 1089–1095, 2010.
- [18] L. Babai and P. Frankl, *Linear Algebraic Methods in Combinatorics*. University of Chicago: Department of Computer Science, 1992.
- [19] J. Rosenthal, M. Schumacher, and J. C. Willems, "Generic eigenvalue assignment by memoryless real output feedback," *Systems and Control Letters*, vol. 26, no. 4, pp. 253–260, 1995.