

Statistical Mechanics of Competitive Resource Allocation

Anirban Chakraborti* and Damien Challet†

*Laboratoire de Mathématiques Appliquées aux Systèmes,
École Centrale Paris,
92290 Châtenay-Malabry,
France*

Arnab Chatterjee‡

*Department of Biomedical Engineering and Computational Science,
Aalto University School of Science,
P.O. Box 12200,
FI-00076 AALTO, Espoo,
Finland*

Matteo Marsili§

*Abdus Salam International Centre for Theoretical Physics,
Strada Costiera 11, 34014, Trieste,
Italy*

Yi-Cheng Zhang¶

*Département de Physique,
Université de Fribourg,
Chemin du Musée 3, 1700 Fribourg,
Switzerland*

Bikas K. Chakrabarti**

*Theoretical Condensed Matter Physics Division,
Saha Institute of Nuclear Physics,
1/AF Bidhannagar,
Kolkata-700 064,
India
Economic Research Unit,
Indian Statistical Institute,
203 B. T. Road,
Kolkata-700 108,
India*

Demand outstrips available resources in most situations, which gives rise to competition, interaction and learning. In this article, we review a broad spectrum of multi-agent models of competition and the methods used to understand them analytically. We emphasize the power of concepts and tools from statistical mechanics to understand and explain fully collective phenomena such as phase transitions and long memory, and the mapping between agent heterogeneity and physical disorder. As these methods can be applied to any large-scale model made up of heterogeneous adaptive agent with non-linear interaction, they provide a prospective unifying paradigm for many scientific disciplines.

CONTENTS

I. INTRODUCTION	2	A. From El Farol to Minority Games	3
II. Minority Games	3	1. Re-reinforcement learning and allocation efficiency	4
		2. Original MG	5
		B. Mathematical approaches	7
		1. Algebra: why there is a critical point	7
		2. Continuous time	7
		3. Signal-to-noise ratio, finite size effects and large fluctuations	8
		4. Reduced set of strategies	8
		5. The road to statistical mechanics	9
		6. Replica	9
		7. Generating functionals	10
		C. Modifications/extensions	11
		1. Payoffs	11

* Electronic address: anirban.chakraborti@ecp.fr

† Electronic address: damien.challet@ecp.fr

‡ Electronic address: arnab.chatterjee@aalto.fi

§ Electronic address: marsili@ictp.it

¶ Electronic address: yi-cheng.zhang@unifr.ch

** Electronic address: bikask.chakrabarti@saha.ac.in

2. Strategy distributions	12
3. Spherical MGs	12
4. Impact of used strategies and Nash Equilibrium	12
5. Time scales and synchronization	12
6. Learning algorithm	13
7. Wealth distribution and competition	14
D. MG and financial markets	14
E. Multichoice MGs	17
F. Minority mechanism: when?	17
III. The Kolkata Paise Restaurant Problem	17
A. As many restaurants as customers, $g = 1$	18
1. Rank dependent strategies (stochastic)	18
2. Crowd Avoiding behaviors	18
B. Plethora of restaurants ($g < 1$) and phase transitions	19
IV. Generic bipartite allocation problems	19
A. Spatial allocation problems	19
B. Stable Marriage	20
C. Recommendation Systems	20
V. Discussion and outlook	21
Acknowledgments	21
References	21

I. INTRODUCTION

Most resources are in limited supply. How to allocate them is therefore of great practical importance in many fields. Resources may be either physical (oil, CPUs, chocolates) or immaterial (time, energy, bandwidth), and allocation may happen instantaneously or over a long period. Thus, there is no universal method that solves all allocation problems. In addition, the variety of situations that people or machines (generically called “agents”) face, require specific modeling in a first step. However, two features link all these situations: when resources are scarce, the agents compete for them; when competing repeatedly, the agents learn and become adaptive. Competition has two notable consequences. The agents have a strong incentive to think and act as differently as possible (Arthur, 1994), that is, to become heterogeneous. Additionally, competition implies interaction, because the share of resources that an agent obtains depends on the actions of other agents.

In addition, many complex allocation problems involve a large number of agents and non-trivial dynamics. This explains much of the motivation of physicists to devote time on them. They feel, rightly, that their concepts and tools may be able to tackle the rich phenomenology that these systems often display: non-equilibrium phase transitions, long memory, etc. The usual caveat is that socio-economical agents may be orders of magnitude harder to model since they have no immutable properties and are adaptive, in contrast with elementary particles. This, we believe, only adds to their attractiveness and, provided that the methods of statistical mechanics are able to model them, only makes physicists’ point stronger.

Physicists have indeed applied their tools to analyze and model the behavior of interacting agents in economics and sociology (Bouchaud and Potters, 2000; Chakrabarti *et al.*, 2013, 2006; Chakraborti *et al.*, 2011a,b; Mantegna and Stanley, 1999; Sinha *et al.*, 2010). Yakovenko and Barkley Rosser Jr (2009) review, in a Colloquium, statistical models for money, wealth and income distributions, inspired from the kinetic theory of gases in physics, with minimally interacting economic agents exchanging wealth. Another review (Castellano *et al.*, 2009) discusses a wide range of topics from opinion formation, cultural and language dynamics, crowd behavior, etc. where physicists studied the collective phenomena emerging from the interactions of individuals as elementary units in social structures.

We first need to discuss briefly the concepts and tools from other fields. Game theory provide tools to judge how well a given resource is shared. A Nash Equilibrium (NE) is reached when no agent has an incentive to change his behavior, irrespective of the fate of his colleagues (Fudenberg and Levine, 1998). Fairness has nothing to do with it. Hence it is important for the agents to fight for resources, in order to obtain a fair share of them. Evolutionary game theory studies the dynamics of sub-populations and the convergence to these equilibria (Weibull, 1995).

Economic systems are so complex that economists have been led to oversimplify the behavior of agents. They often use perfectly *rational* agents that access and process instantaneously all available information and deduct the best answer. In addition, this penchant for simplification leads to the *representative* agent assumption, according to which the behavior of a whole population is modeled by a single agent, which neglects both the interaction between its components and their heterogeneity.¹ Mainstream examples include general equilibrium models of competitive economies (e. g. Arrow (1963) and Sen (1997)). Dissenting voices include Arthur (1994); Gintis (2000); Keen (2011); Kirman and Zimmermann (2001); and McFadden (2013).

Computer scientists have also been interested in resource allocation problems, using ideas from game theory (MacKenzie and Wicker, 2001). They need indeed to address both real-time and non-stationary problems; in addition, scalability is a primary concern, particularly in a decentralized setting where agents need to make do without global optimization. These intrinsically non-equilibrium dynamical problems are often solved by *ad hoc* methods (Perkins and Royer, 1999), some of them being extensions to the models that we review below (Shafique *et al.*, 2011).

¹ This is equivalent to reporting figures for the behavior of the average citizen of a country!

This review focuses on resource allocation models where N imperfect agents try to share R sets of resources. Our aim is to provide an account of the various mathematical methods used for this family of models and to discuss their dynamics from the perspective of physics. Due to brevity of space, we cannot provide many mathematical details but refer the reader(s) to books and reviews. We restrict the bibliography to selected topics and representative publications: we do not attempt to cover statistical mechanics of optimization problems, which is well worth a review in itself (see e.g. Krzakala *et al.* (2012); Mézard and Montanari (2009); and Mézard *et al.* (2002)).

The chosen setup addresses a surprisingly large variety of situations. Let us start with only one type of resource $R = 1$: the choice faced by the agents is to exploit it or not, which is hence equivalent to $R = 2$. This is exactly the El Farol bar problem (EFBP hereafter): N clients would like to go and sit in this bar that has only $L < N$ seats (Arthur, 1994). The Minority Game makes the problem more symmetric by assuming that $L = N/2$ (Challet and Zhang, 1997). It is natural to generalize this setup to more than one bar. One reaches finally another family of problems where N scales linearly with R : the Kolkata Paise Restaurants problem (KPR) assumes that R restaurants have a capacity of one customer each, the aim being for the agents to be alone (Chakrabarti *et al.*, 2009). The Parking Space problem adds space and resource heterogeneity to KPR: drivers would like to park as close as possible from their workplace along a linear street and must learn at what distance they are likely to find a vacant space (Hanaki *et al.*, 2011). Similarly, the celebrated Stable Marriage problem assume that N men and N women have their own ranking of their potential counterparts, and studies what choosing algorithm to apply (Gale and Shapley, 1962). Finally, recommendation systems try to guess these preference lists by suggesting items (books, movies, etc.) to customers based on partial information (Lü *et al.*, 2012).

II. MINORITY GAMES

Arthur (1994) uses the metaphor of the El Farol bar to show how imperfect agents may reach a socially acceptable outcome by learning imperfectly from random rules in a competitive setting. His point is also that the scarcity of resources is responsible for negative self-impact, also known as diminishing returns: the probability that a decision is the right one decreases by simply taking it, thus that limited resources ensures ongoing competition, which forces the agents to be adaptive (taken as synonym of learning) in order to outsmart each other. Arthur adds that rationality is not applicable in this setting. If everyone is rational, excluding the possibility to take random decisions and assuming that everyone has access to the

same analysis tools, everyone takes the same decision, which is the wrong one. Thus, negative feed-back mechanisms make heterogeneity of beliefs or analyzes a necessary ingredient for efficient resource allocation.²

The agents use bounded rationality and learn by trial and error. Arthur’s agents are endowed with their personal heuristic attendance predictors that base their analyses on the M past attendances. They are adaptive: at any time they trust the currently best predictor. A seemingly remarkable result is that even with such limited learning, agents are able to self-organize so as to produce an average number of bar goers (attendance) equal to L . It was later realized that this was a fortunate and generic by-product of the chosen strategy space, not the result of self-organization; other choices are less forgiving in some circumstances (Challet *et al.*, 2004).

The very reasons of bewilderment among economists and computer scientists who became interested in this model were the same ones which triggered the interest of physicists:

- This model comprises interacting entities. Since they all are heterogeneous, interaction may also be heterogeneous.
- Each run of the game produces a different average attendance, even when average over an infinite number of time-steps, which reminds them of disordered systems.
- The fact that the agents learn something may be connected in some way to artificial neural networks.
- It is easy to take large values of N and L . Intuitively, taking some kind of thermodynamical limit should be possible.³

The icing on the cake was the mean-field nature of this family of models: everybody interacts with everybody else because individual rewards depends on the choice of the whole population and rewards are synchronized.

A. From El Farol to Minority Games

The original version of the EFBP focuses on average attendance, i.e., equilibrium, and has a loosely defined strategy space. Focusing on fluctuations, i.e., efficiency, amounts to setting $L = N/2$ and considering a symmetric strategy space: this is the Minority Game (MG hereafter)

² Heterogeneity may also emerge in absence of negative feedback because it yields better outcomes to some of the players, see e.g. Matzke and Challet (2011).

³ This particular idea went against other fields’ intuition at the time, see e.g. Casti (1996).

(Challet and Zhang, 1997).⁴ Fluctuations are potentially much richer than average attendance and much worth detailed investigations.

It is useful to think of this model as two separate parts:

- The minority mechanism that is responsible for the interaction between the players and negative feedback.
- The learning scheme that determines the overall allocation performance which needs to be formalized to obtain analytical results (see Sec. II.A.2).

The minority rule can be formalized as follows: each of N agents must select one of two options; the winners are those who choose the least popular option, i.e., who are in the minority. Mathematically, if the action of agent i is $a_i \in \{-1, +1\}$, the global action is $A = \sum_{j=1}^N a_j \in \{-N, \dots, +N\}$; being in the minority is achieved if a_i and A have opposite signs, hence, the payoff is $-a_i A$.

The MG is a negative sum game: the sum of all payoffs is $-\sum_i a_i A = -A^2 \leq 0$, with strict inequality if N is odd. This is why the fluctuations of A are a measure of global losses. Another important measure is the asymmetry of the average outcome, i.e., the crumbs left by the agents, measured by $H = \langle A^2 \rangle$. When $H > 0$, the outcome is statistically predictable.

Intuitively, a stable situation is reached if no agent has an incentive to deviate from his current behavior; this is known as a Nash equilibrium (Fudenberg and Levine, 1998). When all the agents have the same expected gain, the equilibrium is called symmetric, and asymmetric otherwise. The Nash equilibria of the MG are discussed in Marsili and Challet (2001b):

1. A symmetric NE is obtained when all the agents toss a coin to choose their action; it corresponds to $\sigma^2 = \langle A^2 \rangle = N$, which is fair but yields an imperfect allocation efficiency. Another such N.E. corresponds to $A = 0$ (for N even).
2. An asymmetric NE is obtained when $|A| = 1$ for N odd. Other such equilibria are reached when n agents play -1 and n play $+1$, while the remaining $N - 2n$ play randomly. There are also very many of them.

1. Re-reinforcement learning and allocation efficiency

Simple Markovian learning schemes are well suited to familiarize oneself with the interplay between learning

and fluctuations in MGs. Learning from past actions depends on receiving positive or negative payoffs, reinforcing good actions and punishing bad ones. In minority games, the reward to agent i is $-a_i A$.⁵ Since learning implies playing repeatedly, it is wise to store some information about the past in a register usually called the score. After t time steps, the score of agent i that corresponds to playing $+1$ is

$$U_i(t+1) = - \sum_{t'=1}^t A(t')/N = U_i(t) - A(t)/N. \quad (1)$$

Reinforcement learning is achieved if the probability that agent i plays $+1$ increases when U_i increases and vice-versa. It is common to take a logit model (McFadden, 1981)

$$P[a_i(t) = +1] = \frac{1 + \tanh[\Gamma U_i(t)]}{2}, \quad (2)$$

where Γ tunes the scale of reaction to a change of score; in other words, it is a learning rate. The limit of very reactive agents $\Gamma \rightarrow \infty$ corresponds to Arthur's prescription of playing the best action at each time step. This defines a simple MG model introduced and studied in Challet *et al.* (2008); Marsili (2001); Marsili and Challet (2001b); and Mosetti *et al.* (2006). If all the agent scores start with the same initial condition, they all have the same score evolution; hence, the dynamics of the whole system is determined by Eq. (1) without indices i , whose fixed point $U^* = 0$ is unstable if $\Gamma > \Gamma_c = 2$. In this case, learning takes place too rapidly; a finite fraction of agents reacts strongly to random fluctuations and herds on them. This produces bimodal A , hence $\sigma^2 \propto N^2$; on the other hand, if $\Gamma < \Gamma_c$, fluctuations are of binomial type $\sigma^2 \propto N$. To perform better, the agents must behave in a different way. For instance, more heterogeneity is good: the more non-uniform the initial conditions $U_i(0)$, the smaller σ^2 and the higher Γ_c (Marsili, 2001).

The simple model described above does reach a symmetric equilibrium which is not of the Nash type; one can think of it as a competitive equilibrium. How to maximize efficiency is a recurrent theme in the literature (cf. chapter 5 of Challet *et al.* (2005a)). A seemingly small modification to the learning scheme described helps the agents reach an asymmetric NE: the key point is self-impact: when evaluating the performance of the choices $+1$ and -1 , the agents should account for their own impact on their payoff. More precisely, the payoff is $-a_i A = -a_i(a_i + \sum_{j \neq i} a_j) = -1 + A_{-i}$, where

⁴ We refer the reader to the nice preface written by Brian Arthur in Challet *et al.* (2005a) for more details.

⁵ More generally, it may be $-a_i G(A)$ where G is a n odd function. The original game had a sign payoff, i.e. $-a_i \text{sign}(A)$, but linear payoffs are better suited to mathematics, since they are less discontinuous (Cavagna *et al.*, 1999; Challet *et al.*, 2000b).

$A_{-i} = \sum_{j \neq i} a_j$: the chosen action on average yields a smaller payoff than the other one, a generic feature of negative feedback mechanisms. This is why Marsili and Challet (2001b) propose to modify Eq. (1) into

$$U_i(t+1) = U_i(t) - [A(t) - \eta a_i(t)]/N,$$

where η allows agent i to discount his own contribution; as soon as $\eta > 0$, the agents reach an optimal asymmetric N.E ($|A| = 1$).

There is a simpler way to obtain a similar result, however: laziness (or inertia). Reents *et al.* (2001) assume that the agents in the minority do not attempt to switch side, while those in the majority do so with fixed probability p . The process being Markovian, a full analytical treatment is possible. Since there are $\frac{N+|A|}{2}$ losers, the number of agents that switch is proportional to pN . Accordingly, the three regimes described above still exist depending on pN .

Quite nicely, the agents never need to know the precise value of $A(t)$, only if they won or not; in addition, the convergence time to $|A| = 1$ is of order $\log N$ when $pN \sim 1$. This performance comes at a cost: the agents need to choose p as a function of N , i.e., they need to know the number of players, which assumes some kind of initial synchronization or central authority.

All the above approaches do not optimize the speed of convergence to the most efficient state. Dhar *et al.* (2011) notice that for a given $A(t)$, the probability of switching should be such that the expected value of $A(t+1)$ is 0, which is achieved when

$$p(t) = \frac{|A(t)| - 1}{N + |A(t)|}. \quad (3)$$

This dynamics holds the current record for the speed of convergence to $|A| = 1$, which scales as $O(\log \log N)$ time steps ($\log \log 1001 \simeq 2$). The price to pay was of course to give even more information to the agents: computing $p(t)$ of Eq. (3) requires the knowledge of N and $|A(t)|$. This kind of dynamics was extended further in Biswas *et al.* (2012): replacing $|A| - 1$ by $q(|A| - 1)$ in Eq. (3) allows a dynamical phase transition to take place at $q_c = 2$: when $q > q_c$, $\sigma^2 = \frac{q-q_c}{q} N^2$; when $1 < q < 2$, $|A|$ converges to 1 in a time proportional to $(q_c - q)^{-1}$, which duly diverges at $q = q_c$. A similar picture emerges when each agent has his own q_i .

Finally, all these types of simple conditional dynamics are very similar to those proposed in Reinforcement Learning literature (Sutton and Barto, 1998), although nobody ever made explicit connections. This point is discussed further in Sec. II.B.1.

2. Original MG

The original MG follows the setup of EFBP: its adds a layer of strategic complexity to the above setup, as

the agents choose which predictors to use rather than what actions to take. More specifically, a predictor a specifies what to do for every state of the world. For the sake of simplicity, we assume that the set of states of the world has P elements; a predictor is a fixed function a that transforms every $\mu \in \{1, \dots, P\}$ into a choice $a^\mu \in \{-1, +1\}$, which is a vector of binary choices that the literature on the MG prefers to call strategies. There are 2^P of them, which, crucially, is independent from N . As a consequence, one can define a thermodynamic limit. In addition, one can predict that fluctuations are likely to be large if there are many more agents than available strategies: some strategies will be used by a finite fraction of agents, leading to identical behavior, or herding.

In the original MG, μ is a number corresponding to the binary encoding of the last M past winning choices, M being the history length, hence, $P = 2^M$. Note that simple MGs discussed in Sec. II.A.1 will be referred to as $P = 1$ henceforth, since $M = 0$.

Adaptivity consists of being able change one's behavior and is highly desirable in a competitive setting. In the original MG, the agents need therefore at least two strategies to be adaptive; for the sake of simplicity, we shall only consider here agents with two strategies $a_{i,s}$ where s can take two values; it is advantageous to denote them $s_i \in \{-1, +1\}$. The case $S > 2$ is investigated in e.g. Manuca *et al.* (2000); Marsili *et al.* (2000); de Martino *et al.* (2007); and Shayeghi and Coolen (2006).

In addition, the agents use reinforcement learning on the strategies, not on the bare actions. One thus attributes a score $U_{i,s}$ to each strategy $a_{i,s}$ that evolves according to

$$U_{i,s}(t+1) = U_{i,s}(t) - a_{i,s}^{\mu(t)}(t)A(t)/N, \quad (4)$$

where $A(t) = \sum_{i=1}^N a_{i,s_i(t)}^{\mu(t)}$ and $s_i(t)$ denotes the strategy played by agent i at time t . Using also a logit model, as in (1), one writes

$$\begin{aligned} P[s_i(t) = +1] &= \frac{e^{\Gamma U_{i,+}(t)}}{e^{\Gamma U_{i,+}(t)} + e^{\Gamma U_{i,-}(t)}} \\ &= \frac{1 + \tanh[\Gamma(U_{i,+}(t) - U_{i,-}(t))/2]}{2}. \end{aligned} \quad (5)$$

The original MG follows Arthur's 'use-the-best' prescription, which corresponds to $\Gamma \rightarrow \infty$, while finite Γ was introduced by Cavagna *et al.* (1999) as an inverse temperature. Extrapolating the results for $P = 1$ in Sec. II.A.1, one expects some herding for Γ larger than some values provided that N is "large enough".

Equation (5) shows that the choice of a strategy only depends on the difference of scores (for $S = 2$). It is therefore useful to introduce $Y_i = \Gamma(U_{i,+} - U_{i,-})/2$ and $\xi_i = (a_{i,+} - a_{i,-})/2$; Eq. 4 then becomes

$$Y_i(t+1) = Y_i(t) - \Gamma \xi_i^{\mu(t)}(t)A(t)/N. \quad (6)$$

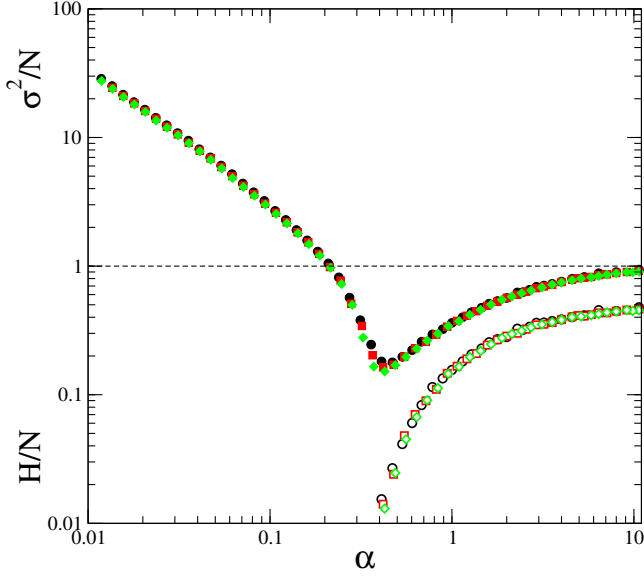


FIG. 1 Scaled fluctuations σ^2/N (filled symbols) and scaled predictability H/N (open symbols) as a function of $\alpha = P/N$ for $P = 32, 64$ and 128 (circles, squares and diamonds, respectively); averages over 200 samples.

If one denotes $\omega_i = (a_{i,+} + a_{i,-})/2$, the individual action can be written

$$a_i(t) = \omega_i^{\mu(t)} + \xi_i^{\mu(t)} s_i, \quad (7)$$

and thus $A(t) = \sum_{i=1}^N \omega_i^{\mu(t)} + \sum_i \xi_i^{\mu(t)} s_i(t)$, which strongly suggests to introduce $\Omega^\mu = \sum_i \omega_i^{\mu(t)}$; finally

$$A(t) = \Omega^{\mu(t)} + \sum_{i=1}^N \xi_i^{\mu(t)} s_i(t). \quad (8)$$

Savit *et al.* (1999) showed that the control parameter of the MG is $\alpha = P/N$. In other words, properly rescaled macroscopic measurables are invariant at fixed α for instance when both P and N are doubled; this opens the way to systematic studies and to taking the thermodynamic limit. When performing numerical simulations, too many papers overlook the need to account first for the transient dynamics that leads to the stationary state, and many more that this model has an intrinsic timescale, P . Intuitively, this is because the agents need to explore all answers from both their strategies in order to figure out which one is better than the other one. As a rule of thumb, one is advised to wait for $2000P/\Gamma$ iterations and to take averages over the next $2000P/\Gamma$, or $200P$ each for $\Gamma = \infty$. iterations, although that is probably too small near a critical point (see Sec. II.B.3).

Figure 1 reports scaled fluctuations σ^2/N for various values of P as function of α . The generic features of this kind of plot are the following:

1. The collapse is indeed excellent, up to finite size effects.

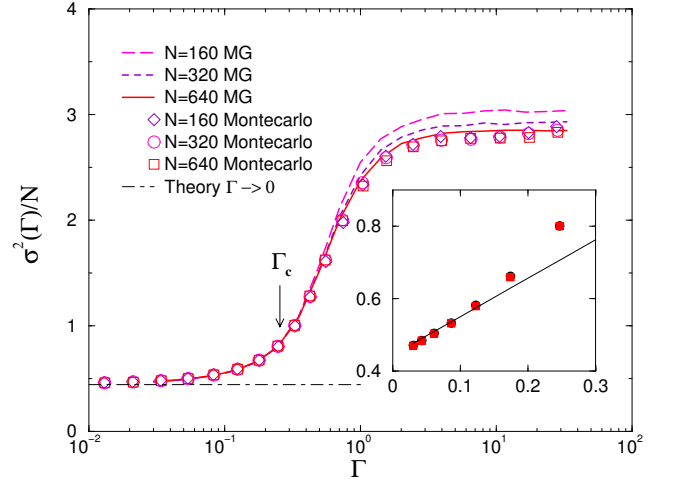


FIG. 2 Scaled fluctuations σ^2/N as a function of Γ at $\alpha = 0.1$. Inset: σ^2/N vs Γ ; continuous line: prediction from Eq. (25). Averages of 100 realizations. From Marsili and Challet (2001a).

2. In the limit $\alpha \rightarrow \infty$, $\sigma^2 \rightarrow N$, which corresponds to random strategy choices; since the latter are randomly attributed initially, the resulting actions are also random.
3. In the limit $\alpha \rightarrow 0$, $\sigma^2 \propto N^2$, which means that a finite fraction of agents is synchronized, i.e., herds.
4. There is a clear minimum of σ^2/N at $\alpha \simeq 0.4$ whose precise location depends on N (see also Fig. 3).

Savit *et al.* (1999) also note that the average sign of A conditional to a given μ is zero for $\alpha < \alpha_c$ and systematically different from zero for $\alpha > \alpha_c$. Denoting the average of A conditional to μ as $\langle A|\mu \rangle$,

$$H = \frac{1}{P} \sum_{\mu=1}^P \langle A|\mu \rangle^2 \quad (9)$$

is a definition of conditional predictability. Figure 1 reports the behavior of H/N as a function of α : there is a transition at α_c and H/N seems to behave in a smooth way as a function of $\alpha - \alpha_c$ for $\alpha > \alpha_c$. Since H is a measure of asymmetry, this behavior is in fact tell-tale of a phase transition with broken symmetry. Accordingly, the two phases are known as *symmetric* ($H = 0$) and *asymmetric* ($H > 0$), or (un-)predictable.

Provided that the agents are given look-up tables, the presence of a phase transition is very robust with respect to changes in the choice of strategies and various sources of noise in the decision making process. Galla and de Martino (2008) show that MGs with look-up tables a^μ undergo this kind of phase transition as long as a finite fraction of the agents behaves as those of the original MG. The stationary state does not depend on the value of Γ in

the asymmetric phase, nor does the location of the phase transition. This is remarkable, as this parameter was introduced as an inverse temperature, but it is not able to cause a phase transition. In fact, it is rather the time scale over which the agents average the fluctuations of their Y_i s. In the symmetric phase, however, as shown in Fig. 2, the fluctuations decrease when Γ decreases (Bottazzi *et al.*, 2002; Cavagna *et al.*, 1999); this is because adding noise to the decision process breaks the herding tendency of the agents by decreasing the sensitivity of the agents to fluctuations of their payoffs. Even more, one can show (see Sec. II.B.3) that the dynamics becomes deterministic when $\Gamma \rightarrow 0$. In this limit $\sigma^2/N < 1$ for all values of α (Marsili and Challet, 2001a).

Initial conditions, i.e., initial score valuations, have an influence only the stationary state of the symmetric phase, i.e., on the emergence of large fluctuations (D’hulst and Rodgers, 2000; Garrahan *et al.*, 2000). The insights of the $P = 1$ case are still valid (Marsili, 2001): large fluctuations are killed by sufficiently biased initial conditions. This point will be discussed again in Sec. II.B.

B. Mathematical approaches

Statistical mechanics has been applied successfully to two-player games that have a large number of possible choices (Berg, 2000; Berg and Engel, 1998; Galla and Farmer, 2013). The MG case is exactly the opposite: two choices, but very many players, with proportionally many states of the world.

1. Algebra: why there is a critical point

Before understanding why $H = 0$ for $\alpha < \alpha_c$, it is wise to investigate why $H = 0$ is possible at all. From Eq.(9), setting $H = 0$ requires all conditional averages to be zero, i.e., $\langle A|\mu \rangle = 0$, i.e., from Eq. (8),

$$\sum_i \xi_i^\mu \langle s_i \rangle = -\Omega^\mu. \quad (10)$$

It helps thinking of $\langle s_i \rangle$ as a continuous variable $m_i \in [-1, 1]$: achieving $H = 0$ requires to solve a system of P linear equations of N variables.

This set of equations yields surprisingly many insights on the stationary state of minority game-like models:

1. The fact that $\alpha_c \simeq 0.4 < 1$ means that one needs more than P variables to solve this set of equations; this is because the m_i s are bounded.
2. The control parameter is ratio between the number of equations and the number of variables, P/N , and not $2^P/N$, i.e., the total number of possible strategies per agent.

3. $m_i = 0 \forall i$ is always a solution if all $\Omega^\mu = 0$. In other words, if all the agents have two opposite strategies, one predicts that $\sigma^2/N = 1$ for $\alpha > \alpha_c$, and that $\alpha_c = 1$; the exact solution confirms this intuition (Challet *et al.*, 2000c). What happens for $\alpha < \alpha_c$ is similar whatever the distribution of Ω^μ : the degrees of freedom not needed to cancel H allow the agents to herd and synchronize; as a consequence, $\sigma^2 \propto N^2$.

4. Since m_i s are bounded, some agents have $|m_i| = 1$ when the equations are not satisfied: those agents always play the same strategy. They are fittingly called *frozen* (Challet and Marsili, 1999). Once frozen, the contribution of an agent is fixed, hence can be incorporated into the fields Ω^μ . Accordingly, the number of degrees of freedom decreases; denoting the fraction of frozen agents by ϕ , the remaining number of degrees of freedom is $(1 - \phi)N$. At α_c , the number of d.o.f. must equate P , i.e., $\alpha_c = 1 - \phi_c$. This intuition is confirmed by the exact solution of the model (see Sec. II.B.6).

5. This set of equation specifies which subspace is spanned by the dynamic variables in the stationary state (Marsili and Challet, 2001a). De Sanctis and Galla (2006) notes that as long as the dynamics is of the form $Y_i(t+1) = Y_i(t) - \xi_i^\mu F(A(t))$ for some function F , a similar set of equation is solved by the dynamics; however, if A is replaced by A_i with a specific dependence on i , or if $Y(t)$ is multiplied by a discount factor, or if a constant is added to the payoff, no such set of equations holds and no phase transition is found.

2. Continuous time

Marsili and Challet (2001a) derive the continuous time limit of Eq. (6). The key idea is to average the payoffs to agents in a time-window of length proportional to the intrinsic time scale of the system, P/Γ , thus, to define the continuous time $\tau = \Gamma t/N$.⁶ In the thermodynamic limit, at fixed α , τ becomes continuous. Finally, setting $y_i(\tau) = \lim_{N,P \rightarrow \infty} Y_i(t)$, one finds

$$\frac{dy}{d\tau} = -\overline{\xi_i^\mu \langle A(\tau) | \mu \rangle}_y + \zeta_i \quad (11)$$

$$= h_i + \sum_j J_{i,j} \tanh(y_j) + \zeta_i, \quad (12)$$

⁶ Garrahan *et al.* (2000) derives an effective dynamics without taking timescales into account, which reproduces the global behavior of σ^2/N approximately.

where the average $\langle \cdot \rangle_y$ is over the distribution of the m_i s, i.e., depends on the y_i s at time τ , $h_i = \xi^\mu \Omega^\mu$ and $J_{i,j} = \frac{\xi_i^\mu \xi_j^\mu}{\xi_i^\mu \xi_j^\mu}$ and the noise term is

$$\langle \zeta_i(\tau) \rangle = 0 \quad (13)$$

$$\langle \zeta_i(\tau) \zeta_j(\tau') \rangle = \frac{\Gamma}{N} \xi_i^\mu \xi_j^\mu \langle A^2 | \mu \rangle_y \delta(\tau - \tau'). \quad (14)$$

When $\Gamma = 0$, the dynamics becomes deterministic.

The auto-correlation of the noise term does not vanish in the thermodynamic limit. Even more, it is proportional to the instantaneous fluctuations, which makes sense: this reflects the uncertainty faced by the agents, which is precisely σ^2 . This is in fact a powerful feedback loop and is responsible for the build-up of fluctuations near the critical point. Deep in the asymmetric phase, this feedback is negligible, thus $\xi_i \xi_j \langle A^2 \rangle_y \simeq J_{i,j} \langle A^2 \rangle_y \simeq J_{i,j} \sigma^2$ is a good approximation, which consists of equating instantaneous volatility to the stationary volatility. This is fact is a very good approximation over the whole range of α . The noise auto-correlation takes then a form familiar to physicists

$$\langle \zeta_i(\tau) \zeta_j(\tau') \rangle \simeq 2T J_{i,j} \delta(\tau' - \tau), \text{ with } T = \frac{\Gamma \sigma^2}{2N}. \quad (15)$$

This effective theory is auto-consistent: T depends on σ which depends on y_i , which depends on T . The probability distribution function $P(\{y_i\})$ in the stationary state is given in Marsili (2001).

The derivation of continuous time dynamics makes it possible to apply results from the theory of stochastic differential equations. Using Veretennikov's theorem (Veretennikov, 2000), Ortisi (2008) derives an upper bound to the speed of convergence to the stationary state which expectedly scales as $\frac{N}{\Gamma}$ for $\alpha > \alpha_c$.

3. Signal-to-noise ratio, finite size effects and large fluctuations

Figure 3 shows that existence of finite size effects near α_c . In particular, the larger the system size, the smaller the minimum value of σ^2/N and the smaller the location of its minimum. To understand why this happens, one has to take the point of view of the agents, i.e., of their perception of the world, which is nothing else than Eq. (11). The fluctuations of the score of agents i and j become correlated via their noise terms if the strength of the latter become comparable to that of their payoffs, i.e., when $K \sqrt{\Gamma J_{i,j} \sigma^2 / N} = \sqrt{H/P}$, where K is a proportionality factor. Since $J_{i,j} \propto P^{-1/2}$, this condition becomes, by incorporating $\sqrt{\Gamma}$ into K ,

$$\frac{H}{\sigma^2} = \frac{K}{\sqrt{P}}. \quad (16)$$

H and σ^2 are known from the exact solution for infinite

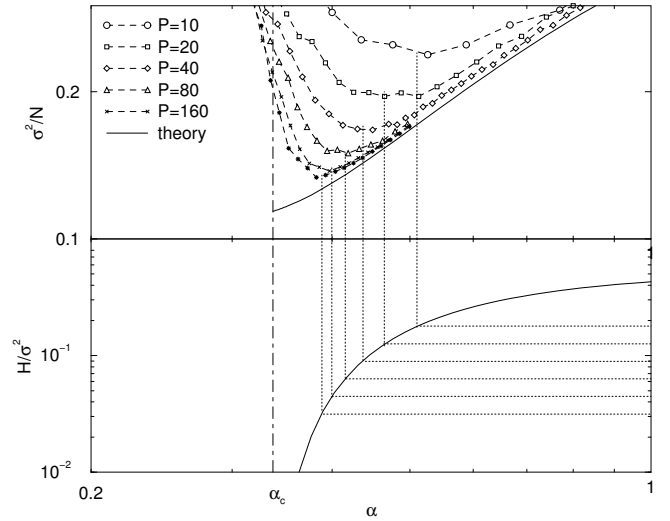


FIG. 3 Top panel: scaled fluctuations σ^2/N as a function of α for increasing P ; bottom panel: signal-to-noise ratio H/σ^2 from the exact solution together with continuous lines at K/\sqrt{P} ; $K \simeq 0.39$. From Challet *et al.* (2005a).

systems (see Sec. II.B.6). The above intuition is confirmed by numerical simulations and the exact solution (Fig. 3): one sees that the intersection between K/\sqrt{P} and the ratio H/σ^2 given by the exact solution predicts the point at which σ^2/N deviates significantly from the exact solution, defined as the locus of its minimum. Since $H \propto (\alpha - \alpha_c)^2$ for $\alpha > \alpha_c$, $\alpha - \alpha_c \ll 1$ (see Sec. II.B.6), the size of this region scales as $N^{-1/4}$. Similar transitions are found in all MGs in which the noise may acquire a sufficient strength, in particular in market-like grand-canonical games (see Sec. II.D); the procedure to find them is the same: derive continuous time equations, compute the inter-agent noise correlation strength, and match it with the drift term. This transition is ubiquitous: it happens in any model underlaid by a minority mechanism when the agents do not account for their impact.⁷

4. Reduced set of strategies

A naive argument suggests that herding should occur when a finite fraction of agents adopt the same strategies, hence that $\alpha = 2^P/N$. The problem lies in the definition of otherness: the fraction of different predictions between strategies a and b is the Hamming distance

$$d(a, b) = \frac{1 + \frac{1}{P} \sum_\mu a^\mu b^\mu}{2}.$$

⁷ A recent generic result about optimal learning and emergence of anomalous noise when nothing much remains to be learnt leads to comparable results (Patzelt and Pawelzik, 2011).

For large P , two strategies do not differ by much if they differ by only one of their predictions. Zhang (1998) defines three levels of sameness: either same ($a = b$), opposite ($a = -b$), or uncorrelated ($d(a, b) = 1/2$). Starting from an arbitrary strategy a , there are exactly 2×2^M strategies that are either same, opposite, or uncorrelated with a and with each other (Challet and Zhang, 1998); this is called the reduced strategy set (RSS). Forcing the agents to draw their strategies from this set yields very similar $\frac{\sigma^2}{N}(\alpha)$ (Challet and Zhang, 1998). Now, since $\sigma^2 = N + \sum_{i \neq j} \langle a_i a_j \rangle$, the RSS allows to decouple the correlations term into the contributions of uncorrelated, correlated and anti-correlated agents; the latter two are known as herds and anti-herds, or crowds and anti-crowds. Thus, the final value of the fluctuations can be seen as the result of competition between herding and anti-herding. This yields several types of analytical approximations to the fluctuations that explain the global shape of σ^2/N as a function of α . More generally, as it reduces much the dimension of the strategy space, this approach simplifies the dynamics of the model and allows one to study it in minute details; it has been applied to a variety of extensions (Choe *et al.*, 2004; Hart *et al.*, 2001; Jefferies *et al.*, 2001b; Johnson *et al.*, 1999a). In addition, when the agents only remember the last T payoffs, the whole dynamics is Markovian of order T ; simple analytical formulations give many insights about the origin of large fluctuations (Hart *et al.*, 2002; Satinover and Sornette, 2008).

5. The road to statistical mechanics

A great simplification comes from the fact that the global shapes of $\sigma^2/N(\alpha)$ and $H/N(\alpha)$ are mostly unchanged if one replaces the bit-string dynamics of μ s with random μ drawn uniformly with equal probability (Cavagna, 1999).⁸

In short, two methods are known to produce exact results: the replica trick and generating functionals *à la* De Dominicis (1978). The replica trick is simpler but less rigorous; in addition it requires to determine what quantity the dynamics minimizes, which is both an advantage as this quantity reveals great insights about the global dynamics and a curse as there may be no discernible minimized quantity, precluding the use of this method.

⁸ It was initially believed that only the frequency distribution with which each μ appears had an influence on H and σ^2 (Challet and Marsili, 2000), hence that σ^2 did not depend on the nature of histories in the symmetric phase. Later work showed that finite size effects were responsible for this apparent independence and that periodic, random or real histories lead to different σ^2/N (see e.g. Hung and Liaw (2007)). Finally, the exact dynamical solution of MGs with real histories was derived in a rigorous way in Coolen (2005a).

Generating functionals consist of rigorous *ab initio* calculus and does not require the knowledge of the minimized quantity, which is both regrettable and a great advantage (invert the above statements about the replica calculus). The following account aims at giving the spirit of these methods and what to expect from them, i.e., their main results, their level of complexity and their limitations.

For lack of space, we can only give the principles of the methods in question. Detailed calculus is found in de Martino and Marsili (2006), who deal with statistical mechanics applied to multi-agent models of socio-economic systems, Galla *et al.* (2006) who review anomalous dynamics in multi-agent models of financial markets, and the two books on the MG (Challet *et al.*, 2005a; Coolen, 2005b).

6. Replica

The drift term in Eq. (11) contains the key to determine the quantity minimized by the dynamics: one can write $2\xi_i^\mu \langle A \rangle_y = \frac{H}{\partial m_i}$; therefore, predictability H is akin to a potential. When $\Gamma = 0$, the dynamics is deterministic and H is a Lyapunov function of the system and is minimized; when $\Gamma > 0$, H still tends to its minimum. A similar line of reasoning applies to non-linear payoffs $-a_i g(A)$ and yields more intricate expressions (Marsili and Challet, 2001a).

Let us focus on linear payoffs. Given its mathematical definition, H possesses a unique minimum as long as $H > 0$, which determines the properties of the system in the stationary state. Regarding H as a cost function, i.e., an energy, suggests to use a partition function $Z = \text{Tr}_{\{m_i\}} e^{-\beta H}$, which yields the minimum of H at zero temperature

$$\min_{\{m_i\}} H = - \lim_{\beta \rightarrow \infty} \frac{1}{\beta} \log Z. \quad (17)$$

This only holds for a given realization of the game, i.e., for a given set of agents, which is equivalent to fixed disorder in the language of physics. Averaging over all possible strategy attributions is easy in principle: one computes $\langle H \rangle_{\{a_i\}} = - \lim_{\beta \rightarrow \infty} \frac{1}{\beta} \langle \log Z \rangle_{\{a_i\}}$. Averages of logarithms are devilishly hard to compute, but the identity $\log Z = \lim_{n \rightarrow 0} \frac{Z^n - 1}{n}$ leaves some hope: one is left with computing $\langle Z^n \rangle_{\{a_i\}}$, which must be interpreted as n replicas of the same game running simultaneously, each with its own set of variables. The limit $n \rightarrow 0$ is to not to be taken as annihilation, but as analytical continuation.

Finally, one takes the thermodynamic limit, i.e., $P, N \rightarrow \infty$ at fixed $P/N = \alpha$. In this limit, the fluctuations of global quantities induced by different strategy

allocation vanish: the system is called *self-averaging*.⁹

As usual, one loves exponentials of linear terms when computing partition functions. H is a sum of squared terms that are transformed into a linear terms averaged over Gaussian auxiliary variables. This finally yields

$$H_0 = \lim_{N \rightarrow \infty} \frac{H}{N} = \frac{1 + Q_0}{2(1 + \chi)^2}, \quad (18)$$

where $Q_0 = \lim_{N \rightarrow \infty} \frac{1}{N} \sum_{i=1}^N m_i^2$ measures strategy use polarization and χ is the integrated response to a small perturbation. These two quantities are defined as

$$Q_0 = 1 - \sqrt{\frac{2}{\pi}} \frac{e^{-\zeta^2}}{\zeta} - \left(1 - \frac{1}{\zeta^2}\right) \operatorname{erf}\left(\frac{\zeta}{\sqrt{2}}\right), \quad (19)$$

$$\chi = \frac{\operatorname{erf}\left(\frac{\zeta}{\sqrt{2}}\right)}{\alpha - \operatorname{erf}\left(\frac{\zeta}{\sqrt{2}}\right)}, \quad (20)$$

where ζ is determined for $\alpha > \alpha_c$ by

$$\alpha = [1 + Q_0(\zeta)]\zeta^2. \quad (21)$$

Since $\zeta > 0$, this equation is easily solved recursively by writing $\zeta_{n+1} = \sqrt{\alpha/[1 + Q_0(\zeta_n)]}$, with $\zeta_0 = 0.5$.

$H_0 = 0$ is only possible when $\chi = \infty$, i.e., when the response function diverges. This happens at the phase transition, which implies that

$$\alpha_c = \operatorname{erf}\left(\frac{\zeta_c}{\sqrt{2}}\right) = 0.3374 \dots \quad (22)$$

and that $H \propto (\alpha - \alpha_c)^2$ near the critical point in the asymmetric phase.

The full distribution of m_i is given by

$$P(m) = \frac{\phi}{2} \delta(m-1) + \frac{\phi}{2} \delta(m+1) + \frac{\zeta}{\sqrt{2\pi}} e^{-(\zeta m)^2/2}, \quad (23)$$

where $\phi = \operatorname{erfc}\left(\frac{\zeta}{\sqrt{2}}\right)$ is the fraction of frozen agents. Incidentally, this confirms that $\phi = 1 - \alpha_c$ at the critical point, as guessed in Sec. II.B.1.

The fluctuations $\sigma_0^2 = \lim_{N \rightarrow \infty} \sigma^2/N$ do not depend on initial conditions for $\alpha > \alpha_c$ and are given by

$$\sigma_0^2 = H_0 + \frac{1}{2}(1 - Q_0). \quad (24)$$

The more rigorous generating functionals discussed below reproduce all the above equations (and bring many more insights on the dynamics). They also show in what limit Eq. (24) is correct (Coolen and Heilmel, 2001).

The case $\alpha < \alpha_c$ is more complex. The good news is that this equation is still valid when $\Gamma = 0$. By introducing Gaussian fluctuations around the stationary values of m_i , Marsili and Challet (2001a) give the first-order expansion

$$\sigma_0^2 = \frac{1 - Q_0}{2} \left[1 + \frac{1 - Q_0 + \alpha(1 - 3Q_0)}{4\alpha} \Gamma + O(\Gamma^2) \right] \quad (25)$$

whose validity can be checked in the inset of Fig. 2. Furthermore, Marsili and Challet (2001b) derives $\Gamma_c(\alpha)$ above which σ^2 becomes of order N^2 . As shown in Fig. 2, σ^2/N reaches its large value plateau for a finite value of Γ ; as a consequence, the limit $\Gamma \rightarrow \infty$ can be interpreted as equivalent to *large enough* Γ .

Replica calculus has been extended to account for biased initial conditions in the symmetric phase in an indirect way; for example, the limit of infinite bias yields $\sigma_0^2 \propto \alpha$ for small α (Marsili and Challet, 2001a).

Finally, the calculus for games with $S > 2$ is found in Marsili *et al.* (2000). Challet and Marsili (2000) take into account the diversity of frequency of the μ in games with real histories. Replica calculus can also be applied to the extensions discussed in Sec. II.C that have a discernible cost function.

7. Generating functionals

Generating functionals keep the full complexity of the dynamics of the model in an elegant way (De Dominicis, 1978). The reasoning is as follows: the state of a MG at time t is given by the vector of score differences $\mathbf{Y} = \{Y_i\}$; one is thus interested in $P_t(\mathbf{Y})$ and in its evolution, written schematically as

$$P_{t+1}(\mathbf{Y}') = \int d\mathbf{Y} P(\mathbf{Y}) W_t(Y'|\mathbf{Y}) \quad (26)$$

$$W_t(\mathbf{Y}'|\mathbf{Y}) = \prod_i \delta[Y'_i - (Y_i - \Gamma \xi_i^{\mu(t)} A(t)/N)], \quad (27)$$

where one recognizes Eq. (6) in Eq. (27). This suggests a way to describe all the possible paths of the dynamics: the generating functional of the dynamics is

$$Z[\psi] = \left\langle e^{i \sum_t \sum_i \psi_{i,t} s_{i,t}} \right\rangle_{\text{paths, disorder}}, \quad (28)$$

from which one can extract meaningful quantities by taking derivatives of Z with respect to the auxiliary variables, for instance $\partial Z / \partial \psi_{i,t} = \langle s_i(t) \rangle$. An important point is that the really hard work resides in taking the average over all possible paths. What is multiplied by $\psi_{i,t}$ can be chosen at will depending on what kind of information one wishes to extract from Z . In addition, it is very useful to add a perturbation to the dynamical equations, so that $W_t(\mathbf{Y}'|\mathbf{Y}) = \prod_i \delta[Y'_i - (Y_i - \xi_i^{\mu(t)} A(t)/N) + \theta_{i,t}]$: taking derivatives

⁹ This implies that numerical simulations require less samples as the size of the system decreases in order to achieve similar error bars.

of Z with respect to $\theta_{i,t}$ yields response functions of the system.

Nothing prevents in principle to include the dynamics of μ and thus solve the full original MGs. Given the length of the calculus, it is worth trying to simplify further the dynamics of μ and s_i by assuming that the agents update $s_i(t)$ every P time steps, and that the μ s appear exactly once during this interval. This is called the batch minority game (Garrahan *et al.*, 2000), while the update of the $\{s_i\}$ s at each time step is referred to as on-line. Crucially, once again, the global shape of σ^2 , H and ϕ are left intact. Batch games lead to a simpler W , which reads now $W_t(\mathbf{Y}'|\mathbf{Y}) = \prod_i \delta[Y'_i - (Y_i - \xi_i A/N) + \theta_{i,t}]$.

The calculus is long: after putting the last Dirac and Heaviside function in an exponential form, and removing all the non-linear terms of the argument of the exponential with auxiliary variables, one performs the average of the disorder (i.e., strategy assignment) and then take the thermodynamic limit. One is then usually rewarded by the exact effective agent dynamics

$$Y(t+1) = Y(t) + \theta - \alpha \sum_{t' \leq t} (\mathbb{1} + G)_{tt'}^{-1} \text{sgn } Y(t') + \sqrt{\alpha} \eta(t), \quad (29)$$

where $G_{tt'} = \lim_{N \rightarrow \infty} \frac{1}{N} \sum_i \frac{\partial}{\partial \theta_{i,t}} \langle s_i(t') \rangle_{\text{paths, disorder}}$ is the average response function of the spins encoding strategy choice at time t to a perturbation applied at an earlier time t' and η is a Gaussian zero-average noise with correlation given by $\langle \eta_t \eta_{t'} \rangle = \Sigma_{tt'}$, where $\Sigma = (\mathbb{1} + G)^{-1}(\mathbb{1} + C)(\mathbb{1} + G^T)^{-1}$ and $C_{tt'}$ is the average spin auto-correlation between time t and t' . This equation is not that of a representative agent, but is representative of all the agents: one agent corresponds to a given realization of the noise $\eta(t)$.

A further difficulty resides in extracting information from Eq. (29). In the asymmetric phase, one exploits the existence of frozen agents, for which $Y(t) \propto t$ and assumes that the stationary state correspond to time translation invariance $X_{tt'} = X(t - t')$ for $X \in G, C, D, \Sigma$. Thus, introducing the notations $\hat{X} = \lim_{t \rightarrow \infty} X/t$ and $\tilde{X} = \lim_{t \rightarrow \infty} \frac{1}{t} \sum_{t' \leq t} X(t')$

$$\tilde{Y} = -\frac{\alpha}{1 + \chi} s + \sqrt{\alpha} \hat{\eta}, \quad (30)$$

where $\hat{\eta} \sim \mathcal{N}(0, (1 + \chi)^{-2}(1 + Q_0))$, where $Q_0 = \hat{C}$ and $\chi = [t\hat{G}(t)]$ correspond to the quantities defined in the replica section; note that generating functions give a precise mathematical definition of χ . After some lighter computations, one recovers all the equations of the replica calculus; in addition, one also can discuss in greater rigor the validity of simple expressions for σ_0^2 . The symmetric phase still resists full analysis (de Martino and Galla, 2011), which prompted the introduction of a further simplified MG, of the spherical kind (Galla *et al.*, 2003) (see Sec. II.C).

The above sketch shows that the dynamics is ever present in the equations; reasonable assumptions may be made regarding the time dependence, invariance, etc. This method allows one to control one's approximations; it has confirmed the validity of the continuous time equations and of the effective theory introduced in Sec. II.B.2.

The original MG gradually yielded to the power of generating functionals: first batch MGs (Heimel and Coolen, 2001), then on-line MGs with random histories (Coolen and Heimel, 2001), then on-line MGs with real histories (Coolen, 2005a), which is a genuine mathematical *tour de force*; the case $S > 2$ is treated in Shayeghi and Coolen (2006) and was later simplified in de Martino *et al.* (2007).

C. Modifications/extensions

The MG is easily modifiable. Given its simplicity and many assumptions, a large number of extensions have been devised and studied. Two types of motivation stand out: to determine in what respect the global properties, e.g. herding, phase transition, etc. depend on the strategy space and learning dynamics, and to remedy some shortcomings of the original model.

1. Payoffs

The original MG has a binary payoff, which is both a curse for exact mathematical methods and a blessing for ad-hoc combinatorial methods. Marsili and Challet (2001a) show how to derive the quantity minimized by MG with a generic payoff function $-a_i G(A)$; Challet (2004) extends this argument to explain why the location of the critical point is independent on $G(A)$ as long as G is odd (Li *et al.*, 2000c), which is confirmed in Papadopoulos and Coolen (2009) who solves the dynamics of the game for any payoff with generating functionals and add that G should also be increasing (see also Sec. II.D), The dynamics of the symmetric phase does depends on the choice of payoff. For instance the game becomes quasi-periodic only when a sign payoff is used (Challet and Marsili, 1999; Galla and Sherrington, 2005b), and only for small enough α (Liaw *et al.*, 2007).

From a mathematical point of view, the majority game can be considered a MG with another payoff; H is now maximized, in a way reminiscent of Hopfield neural networks (Hopfield, 1982), which makes possible to use replicas (Kozłowski and Marsili, 2003) and generating functionals (Papadopoulos and Coolen, 2009). Mixing minority and majority players also yields to mathematical analysis (de Martino *et al.*, 2003; Papadopoulos and Coolen, 2009) and is discussed further in Sec. II.D.

2. Strategy distributions

The thermodynamic limit only keeps the two first moments of the strategy distribution $P(a_i^\mu)$ (a consequence of the central limit theorem). Its average must be rescaled $\langle a \rangle = \gamma/\sqrt{N}$ in order to avoid divergences; the location of the critical point depends on both variance and average of $P(a)$ (Challet *et al.*, 2000a, 2004).

The agents may draw their strategies in a correlated manner; for instance, an agent may draw a first strategy at random as before, but he chooses his second one so that $P(a_{i,1}^\mu = a_{i,2}^\mu) = c$, with $c \in [0, 1]$ (Challet *et al.*, 2000c; Galla and Sherrington, 2005b; Garrahan *et al.*, 2001).

Strategies may be used in a different way: Cavagna *et al.* (1999) propose to perform an inner product between a given strategy, considered a vector, and a random vector living on the unity sphere; this model is solved in Coolen and Shayeghi (2008).

Sec. II.D deals with strategies that also contain a 0 choice, i.e., the possibility to refrain from playing.

3. Spherical MGs

A special mention goes to spherical MGs (Galla *et al.*, 2003) whose dynamics is exactly and explicitly solvable in all phases while keeping almost the same basic setup of the original MG; when using generating function for the latter, calculus is hindered by the non-linearity of $s_i(t) = \text{sign } Y_i(t)$: the boldest way to remove it is to set $s_i = Y_i$. Because of Eq. (7), the agents may now use any linear combination of their two strategies since the $s_i^2 = 1$ constraint is no more. Since $Y_i(t)$ may diverge, one adds the spherical constraint $\sum_i s_i^2 = r^2 N$. This family of models also undergoes phase transitions; its phase space (α, r) has a quite complex structure.

Many extensions to the MG have been made spherical, thus, duly solved (Bladon *et al.*, 2009; Galla *et al.*, 2003; Galla and Sherrington, 2005a,b; de Martino and Galla, 2011; Papadopoulos and Coolen, 2008).

4. Impact of used strategies and Nash Equilibrium

The agents have several strategies to choose from and use only one at a time. A key point to understand why the agents fail to control the fluctuations better in the symmetric phase is the difference of expected payoff between the strategies that an agent does not use, and the one that he plays. The discussion parallels that of the $P = 1$ case (see Sec. II.A.1): separating the contribution of trader i from A in Eq. (4) shows once again that self impact results in payoffs that are biased positively towards the strategies not currently in use and explains why all the agents are not frozen in the original MG.

Agents may experience difficulties in estimating their exact impact, hence, Marsili *et al.* (2000) propose to modify Eq. (4) to

$$U_{i,s}(t+1) = U_{i,s}(t) - a_{i,s}^{\mu(t)}(t)A(t)/N + \eta\delta_{s,s_i(t)}. \quad (31)$$

Remarkably, the agents lose the ability to herd as soon as $\eta > 0$: σ^2/N is discontinuous at $\eta = 0$ in the symmetric phase; a Nash equilibrium is reached for $\eta = 1$ and all the agents are frozen; there are exponentially (in N) many of them (de Martino and Marsili, 2001); the one selected by the dynamics depends on the initial conditions. The agents minimize $H_\eta = (1 - \eta)H + \eta\sigma^2$, which coincides with σ^2 when $\eta = 1$. Marsili *et al.* (2000) note that the difference between H and σ^2 is similar to an Onsager term in spin glasses (Mézard *et al.*, 1987). When H_η has no more a single minimum, the replica calculus is more complex; one needs to use the so-called 1-step replica symmetry breaking assumption (1-RSB) (Mézard *et al.*, 1987). de Martino and Marsili (2001) applies this method and reports the line at which H_η ceases to have a single minimum, also known as the de Almeida-Thouless (AT) transition line (De Almeida and Thouless, 1978). Heilmel and de Martino (2001) use generating functionals to solve the dynamics of Eq. (31) and discuss this transition from a dynamical point of view by focusing on long-term memory and time translation invariance. A simpler way to compute the AT line is given in Challet *et al.* (2005a).

5. Time scales and synchronization

The original MG has two explicit intrinsic time scales, P and Γ , which are common to all the agents. There is a third one, the time during which a payoff is kept in y_i , and is infinite by default. Making it finite, thus, explicit is easy if one discounts past payoff exponentially

$$U_{i,s}(t+1) = U_{i,s}(t)(1 - \lambda/P) - a_{i,s}^{\mu(t)}(t)A(t)/N, \quad (32)$$

where $\lambda \in [0, P]$ and the factor was chosen so as to introduce λ as a separate timescale; the typical payoff memory length scales as $1/\lambda$ for small λ . This seemingly inconspicuous alteration of the original dynamics changes very little the dynamics of the asymmetric phase. It does however solves the problem of non-ergodicity of the symmetric phase since initial score valuations are gradually forgotten (Challet *et al.*, 2005b). Unfortunately, it also has a great influence on analytical results, since an infinitesimal λ has so far prevented from obtain any mathematical insight about the stationary state from generating functionals: they still yield the exact effective agent dynamics but nobody found a way to extract information about the stationary state because there are no more frozen agents (Challet *et al.*, 2005b; de Martino and Galla, 2011) (the spherical MG with payoff discounting is of course exactly

solvable with this method (Bladon *et al.*, 2009; de Martino and Galla, 2011)). Replicas can be applied in some cases: Marsili *et al.* (2001) study an MG with impact and discounting; the quantity minimized by the dynamics is now $\sigma^2 + \frac{\lambda}{\Gamma} \sum_i [\log(1 - m_i^2) + 2m_i \tanh^{-1}(m_i)]$; as the ratio λ/Γ , between the memory and learning timescales increases, the system undergoes a dynamical phase transition at $\lambda/\Gamma \simeq 0.46$ between a frozen RSB phase and a phase in which it never reaches a Nash equilibrium. Finally, the case $P = 1$ is easily solved with $\lambda > 0$. For instance the critical learning rate is $\Gamma_c = 2/(1 - \lambda)$: forgetting the past stabilizes the dynamics (Mosetti *et al.*, 2006).

There is converging evidence that human beings act at widely different timescales in financial markets (Lillo, 2007; Zhou *et al.*, 2011).¹⁰ In the context of the MG, they may therefore differ in P , Γ or λ . Mosetti *et al.* (2006) split the populations in subgroups that each have a different set of Γ and/or λ , for $P = 1$: it turns out that it is advantageous to have a smaller Γ and a larger λ . In other words, to learn as little as possible and to forget it as soon as possible, i.e., to behave as randomly as possible. This makes sense, as a random behavior is a Nash equilibrium. Heterogeneity of P is studied e.g. in Challet *et al.* (2000c); Challet and Zhang (1997, 1998); Johnson *et al.* (1999b); and Li *et al.* (2000c).

Another way to implement heterogeneous time scales is to assume introduce the possibility of not doing anything for some μ , i.e., to generalize the probability distribution of $a_{i,s}^\mu$ to $P(a) = f[\delta(a - 1)/2 + \delta(a + 1)/2] + (1 - f)\delta(a)$ (Marsili and Piai, 2002); each agent has an intrinsic frequency f drawn from a known distribution; agents that play frequently are less likely to be frozen. Replicas (Marsili and Piai, 2002) and generating functionals (de Martino, 2003) solve this extension.

Finally, the MG assumes perfect synchronization, which is a strong assumption, but a useful one. Note that introducing frequencies as discussed above is a cheap way to build partial synchronicity, especially for small average value of f . Mosetti *et al.* (2009) propose a way to fully desynchronize agent-based models; the maximally asynchronous MG keeps its phase structure provided that the temporal structure of interaction is not too noisy.

6. Learning algorithm

The common rationale of all learning schemes is that using them should *a priori* improve the realized payoffs. Quite remarkably, the literature on the MG has mainly considered variations of the theme of logit model, most often fixed look-up tables, and simple ad-hoc Markovian

algorithms, ignoring the rest of the vast reinforcement learning (RL) literature, which in passing goes against the golden rule of learning: agents (including researchers) should find the balance between learning and exploration (Catteeuw and Manderick, 2012) (see Sutton and Barto (1998) for a superb review written at the time of the introduction of the MG). In particular, Q-learning is currently thought to mimic very well how human beings learn (see Montague *et al.* (2006) for a review). It consists in exploiting optimally the relationship between one's actions at time t and the payoff at future time $t + 1$, conditionally on the states of the system at times t and $t + 1$: the payoffs at time t therefore also comprise some future expected payoffs. The definition of states and actions are to be chosen wisely by the authors: Andreucut and Ali (2001) uses look-up tables $a_{i,s}^\mu$; the possible actions and state space are the choice of strategy; this means that agent chooses $s_i(t)$ according to a Q learning rule; the resulting fluctuations are very similar to a Nash equilibrium for look-up tables (nobody has ever checked it). Catteeuw and Manderick (2012) assume instead that the state is $\mu(t)$ (real histories) and possible actions are $\{-1, +1\}$; they also assume that the resource level $L(t)$ is a sinusoid and show that Q learning does very well in this context. Catteeuw and Manderick (2009) considers a $P = 1$ setting and shows that Q learning also converges to the Nash equilibrium $|A| = 1$, as do other very simple schemes from RL literature that are close to the ad-hoc ones discussed in Sec. II.A.1; interestingly, using Q learning is a dominant strategy if the agents may select their RL scheme by Darwinian evolution. No analytical results were reported about these alternate RL schemes, although obtaining some does seem withing reach.

Strategy exploration by the agents, i.e., letting the agents evolve badly performing strategies, has been investigated in MG literature: a look-up table is akin to a DNA piece of code, hence changing it is akin to genetic mutations. Challet and Zhang (1998) and Li *et al.* (2000a) let the worst performing agents replace their strategies, either at random, or by cloning those of the best players, Sysi-Aho *et al.* (2003a,b,c, 2004) give to the agents the possibility of hybridization and genetic crossover of their own strategies; Challet and Zhang (1997) and Li *et al.* (2000b) allow the agents to choose their memory length. In all these papers, strategy exploration is beneficial to the agents and to the system as a whole (and sometimes spectacularly so, see Sysi-Aho *et al.* (2003a,b,c, 2004)).

In Kinzel and Kanter (2002); Kinzel *et al.* (2000); and Metzler *et al.* (2000), the agents use simple neural networks (perceptrons); the authors derive an analytical expression for σ^2 as a function of the learning rate. They also note that the neural networks have the peculiar task of anti-learning, which tends to produce seemingly random outputs, and discuss a possible application to cryptography.

¹⁰ The burstiness of human activity is another explanation to heavy-tailed activity of agents (Barabási, 2005).

7. Wealth distribution and competition

The upper centiles of wealth distribution are known to be Pareto-distributed (see e.g. Chakrabarti *et al.* (2013) and Yakovenko and Barkley Rosser Jr (2009)). Various explanations have been put forward, one of which is the competition among peers. Wealth distribution in the original MG is not Pareto-distributed, even at the critical point. However, zero-sum MGs with a lottery-like payoff do produce Pareto tailed wealth distribution: the agents contribute a fixed fraction ϵ of their wealth $c_i(t)$ to a common pot that is shared among winners *pro rata* of their investment. If the payoff function in the score evolution equations is the sign function, Pareto wealth distributions emerge, whose exponents depend on the parameters (Tanaka-Yamawaki and Tokuoka, 2006; Tokuoka and Tanaka, 2006).

D. MG and financial markets

The connexion between financial markets and MGs is both strikingly intuitive and deceptively hard to formalize clearly. At a high level, it rests on the following observations:

1. Financial markets are competitive and their dynamics is similar to Darwinian evolution (Farmer, 1999; Lo, 2004; Zhang, 1999).
2. They are negative sum games, if only because of transaction costs.
3. They tend to have bursts of fluctuations (called volatility in this context).
4. They tend to be almost unpredictable because traders (human beings or algorithms) tend to exploit and reduce price predictability.

So far, the MG has all the ingredients needed to model the dynamics of a model of price predictability dynamics, except a price dynamics. Since A is an excess demand or offer of something, assume for the time being that it has some relationship with price evolution (this point is discussed at length below). Then Fig. 1 provides a very appealing scenario for the emergence of large fluctuations in financial markets: predictable prices correspond to mild fluctuations are bound to attract more traders who then reduce H ; once the signal-to-noise ratio becomes too small, the agents herd on random fluctuations. Large price fluctuations are due to too small predictability. In other words, markets are stable as long as they are predictable and become unstable provided that traders (i.e., money) are in play (Raffaelli and Marsili, 2006) also finds the existence of a critical amount of invested capital that makes markets unstable in a very different model. This suggests in turn that real markets should hover over

the a critical point, which explains periods of quiescence and periods of large fluctuations.

One of the shortcomings of the above picture is that N is fixed in the game, which implies some sort of adiabatic approximation. Adaptive agents should be able to decide by themselves when they are willing to play.¹¹ In a financial market context, the agents must not only decide which is the best strategy to play, but also if it is worth using it. In other words, the agent's decision should rest not only on payoffs differences (e.g. Y_i), but also on the value of $U_{i,s}(t)$ (Jefferies *et al.*, 2001a; Johnson *et al.*, 2000; Slanina and Zhang, 2001): this leads to the Grand Canonical MG (GCMG) in which a reservoir of agents may or may not play at a given time step depending on whether one of their trading strategies is perceived as profitable. This, in fact, mimics precisely for instance how quantitative hedge funds behave.¹² In the simplest version of the GCMG, the agents have only one trading strategy a_i^μ and the possibility of not playing; this equivalent to having two strategies, one drawn at random, and the zero strategy $a_0^\mu = 0 \forall \mu$ (Challet and Marsili, 2003). The score difference dynamics is

$$Y_i(t+1) = Y_i(t)(1 - \lambda/P) - a_i^\mu(t)A(t)/P - \epsilon/P. \quad (33)$$

The last term is a benchmark, i.e., the value attributed to not playing. It is the sum of the interest rate and transaction costs, and possibly of the willingness to play of a given agent. When $\lambda = 0$, $\epsilon = 0$ does not make sense since an agent that comes in and then goes out of the game experiences a sure net loss. The typical timescale of the GCMGs is proportional to $P/(\Gamma\epsilon\lambda)$.

Since the GCMG is a negative sum game, all the agents stop playing after a while if the score memory length is large enough. In other words, they need to feed on something. Challet *et al.* (2000c) introduce additional agents with fixed behavior, called producers, who use the markets for other purposes than speculation. The producers play a negative sum game, but a less negative one thanks to the speculators, which may play a positive thanks to the producers. This defines a kind of market ecology (Challet *et al.*, 2000a,c; Zhang, 1999). One assumes that there are N_s speculators and N_p producers.

For $\lambda = 0$ and $\epsilon = 0$, this model possesses a semi-line of critical points $n_s = N_s/P > n_s^c(P)$: in other words, it is in a critical state as soon as there are enough speculators in the reservoir. The signal-to-noise transition is still

¹¹ Players that decide not to take part to a game are called loners in game theory. Allowing for this possibility changes much the dynamics of even simple games, see e.g. Szabó and Hauert (2002).

¹² The learning algorithms that they apply are hopefully more sophisticated; for instance, some of them try to account for their impact on the price dynamics when backtesting a strategy.

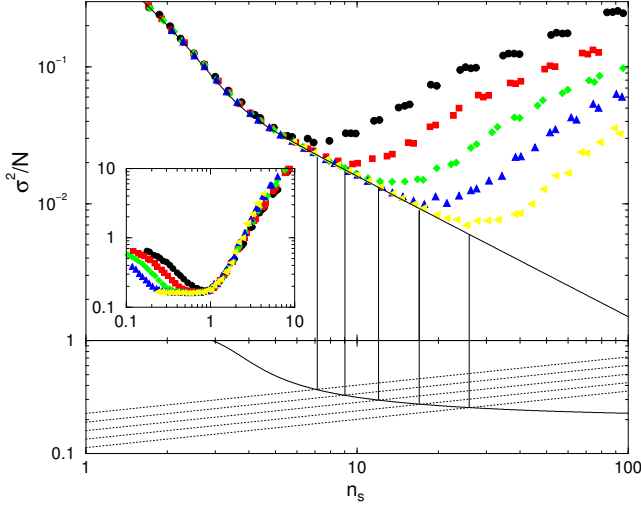


FIG. 4 Top panel: Scaled fluctuations σ^2/N versus $n_s = N_s/P$, where N_s is the number of speculators and $N_p = P$ is the number of producers, shown for various system sizes $PN_s = 1000$ (circles), 2000 (squares), 4000 (diamonds), 8000 (up triangles) and 16000 (left triangles). Continuous line is exact solution for infinite systems. Bottom panel: L.H.S. of Eq. (34) (Continuous line) from the exact solution and $K/\sqrt{P} = K(n_s/L)^{1/4}$ (parallel dashed lines) as a function of n_s ($K \simeq 1.1132$ in this plot). The intersection defines $n_s^c(P)$. Inset: Collapse plot of σ^2/N as a function of $n_s/n_s^c(P)$. From Challet and Marsili (2003).

present, which leads to anomalous fluctuations: using the method described in Sec. II.B.3, one finds

$$\frac{H}{\sigma^2} + 2\epsilon\sqrt{HP}\frac{P}{\sigma^2} + \epsilon\frac{P}{\sigma^2} \simeq \frac{K}{\sqrt{P}}, \quad (34)$$

which is confirmed in Fig. 4; when $\epsilon = 0$, one recovers Eq. (16), thus σ^2/N behaves as in Fig. 2. When $\epsilon > 0$, the region of anomalous fluctuations shrinks as the system size diverges (see Challet and Marsili (2003) and Galla *et al.* (2006) for more details). The $P = 1$ version of the GCMG has additional instabilities compared to a standard $P = 1$ MG (Challet *et al.*, 2008).

Not only the distribution of A becomes anomalous, but the strength of fluctuations acquires a long memory. This is generic feature of models in which agents to decide whether to be active or not according to a criterion that takes a random walk as input, which real prices, hence strategy performance are, to a good approximation (Bouchaud *et al.*, 2001).

The two possible actions $-1, +1$ (and possibly 0) may mean sell and buy, respectively. In that case A is an excess demand, which has an impact on price evolution; Jefferies *et al.* (2001a) use a linear price impact function (Cont and Bouchaud, 2000; Lillo *et al.*, 2003) $\log p(t+1) = \log p(t) + A(t)$. This implies that A is a price return.

But this raises the question of why the traders are rewarded to sell when the majority buys, and reversely.

There are two answers to this. First, when an agent makes a transaction, being in the minority yields on average a better transaction price (Challet *et al.*, 2005a). Why should an agent transact at every time step, then, unless he is a market maker.¹³ Marsili (2001) argues that the agents do not know which price they will obtain when they trade, thus that they need to form expectations on their next transaction price: the agents who believe that the price follows a mean-reverting process play a minority game, while those who believe that prices changes are persistent play a majority game. de Martino *et al.* (2003) therefore introduce a model with minority and majority traders and give its solution with replica and generating functions, later generalized in Papadopoulos and Coolen (2009).

There remains, however, an inconsistency: predictability is linked to speculation, but the agents cannot really speculate, as their actions are rewarded instantaneously. This is why Andersen and Sornette (2003) and Bouchaud *et al.* (2001) propose to reward current actions with respect to future outcomes, i.e., $a_i(t)A(t+1)$: this is a delayed majority game whose peculiarity is that the agents active at time t also play at time $t+1$ (it is known as the $\$$ -game). The nature of this game depends on the sign of the auto-correlation of $A(t)$: an anti-correlated A cause an effective minority game, and reversely; left alone, $\$$ -game players tend to be equivalent to majority players (Ferreira and Marsili, 2005; Satinover and Sornette, 2008).

And yet, modeling speculation must include at least two time steps: its somehow counter-intuitive salient feature that is one possibly makes money when waiting, that is, when doing nothing. Ferreira and Marsili (2005) stretches single-time step look-up tables to their limit by assuming that agent i whose action was $a_i(t)$ at time t must play $-a_i(t)$ at time $t+1$. If all agents act synchronously, $A(t+1) = -A(t)$ and the $\$$ -game becomes a minority game. When some people act on even times and the others on odd times, the nature of the market is more complex: in a mixed population of minority/majority/ $\$$ -game players, the game tends to be a minority game.

Modeling speculation requires to walk away from single time-step look-up tables. One wishes however to keep a discrete number of states, which makes it easy to define price predictability. Challet (2007) still assumes that the market states are $\mu(t) \in \{1, \dots, P\}$, either random or real; an agent can only recognize a small number of market states and may only become active when $\mu(t)$ is one of them; he may invests between pairs of patterns if he think it worthwhile. Accordingly, global price predictability is

¹³ Market makers are special traders whose task is to propose transactions for buyers and sellers simultaneously, like *bureaux de change* for foreign exchange; they are thus most likely to transact very often.

now defined between all pairs of market states. Fluctuations, predictability and gains of speculators as a function of the number of speculators are very similar to those of GCMGs.

We believe therefore that the MG is the correct fundamental model to study the dynamics of predictability, hence market ecology and their influence on price fluctuations. Reversely, any correct model must contain agents that learn, exploit and reduce predictability; it therefore contains some kind of minority mechanism, be it explicit or hidden. For instance, Hasanhodzic *et al.* (2011) introduce independently a model of agents learning price predictability associated to a given binary pattern and study how information is removed; it is best described as a minority game. Another attempt to define *ab initio* a model with producers and speculators in which the speculators remove predictability (Patzelt and Pawelzik, 2012) is equivalent to the MG defined in Galla and Zhang (2009).

All MG models able to reproduce some stylized facts of financial markets, notably $P(A) \propto A^{-\gamma}$ and $\langle |A(t)| |A(t+\tau)| \rangle - \langle |A| \rangle^2 \propto \tau^{-\beta}$ allow their agents to modulate their investment according to their success, as for instance GCMGs. In addition evolving capitals and reinvestment have the same effect and lead to power-law distributed A at the critical point for $S = 2$ (Challet *et al.*, 2000a), as well as for $S = 1$ (Galla and Zhang, 2009); at this critical point still exists anomalous fluctuations are not finite size effects. Even better, generating functionals solve the $S = 1$ model; what happens at the critical point awaits further investigations.

Since the dynamics of market-like MGs reasonably well-understood, one may probe how it reacts to dynamical perturbations. The effect Tobin-like taxes in a GCMG is akin to increasing the baseline ϵ ; not only it reduces the occurrence of anomalous fluctuations in the stationary state, but the dynamical decrease of anomalous fluctuations in reaction to a sudden increase of ϵ is very fast (Bianconi *et al.*, 2009). On the other hand, Papadopoulos and Coolen (2008) introduce a constant or periodic perturbation to $A(t)$ in a spherical MG; the effect of such perturbation is perturbing: in this kind of MG, A may lock in in phase with the perturbation, which increases fluctuations. A third work investigates the effect of a deterministic perturbation that lasts for a given amount of time in the (non-spherical) GCMG; this corresponds to a (sometimes long) series of transactions of the same kind (e.g., buy) known as meta-orders (see Bouchaud *et al.* (2009) for a review). Using linear response theory and results from the exact solution of the game, Barato *et al.* (2011) compute the temporal shape of the impact on the price to expect from such transactions.

There is yet another way of understanding the relationship between the MG and financial markets: on an abstract level, $A(t) = 0$ corresponds to perfect coordination, as it is an equilibrium between two opposite actions.

These actions may of course be to buy or to sell an asset, but to exploit a gain opportunity, labeled by μ , or to refrain from it. If too few traders exploit it, more people should be tempted to take into this money making opportunity; if they are too many doing so, the realized trading gain is negative. In this sense, the MG is connected to trading since market participants only use a trading strategy that exploits a set of gain opportunities that seems profitable only if under-exploited (Challet, 2007).

Lamper *et al.* (2002) apply the GCMG to the prediction of real market prices by reverse-engineering their time-series. They propose to find the specific realization of the GCMG that reproduces some price changes over a given period most accurately and to run it a few time-steps in advance. Large cumulative price changes produced by the game are reportedly easily predictable. According to Andersen and Sornette (2005), these pockets of predictability come from the fact that sometimes many agents will take the same decision k time-steps in advance irrespective of what happens between now and then. Some more statistical results about the prediction performance minority/majority/\$-games are reported in Wiesinger *et al.* (2010). A few other papers use modified MGs in the same quest (Krause, 2009; Ma *et al.*, 2010). The same principle was used to predict when to propose discounts on the price of ketchup (Groot and Musters, 2004). As emphasized by Jefferies *et al.* (2001a), the whole point of using non-linear adaptive agent-based models is to profit from strong constraints on future dynamics to predict large price changes; this goes way beyond the persistence of statistical biases $\langle A|\mu \rangle$ for some μ s.

Making the connection with more traditional mathematical finance, Ortisi and Zuccolo (2012) assume that the price dynamics of a financial asset is given by the continuous time dynamics of the vanilla MG and GCMG, compute analytical expressions of the price of options,¹⁴ and propose a method to calibrate the MG price process to real market prices.

Finally, all the previous papers focus on a single asset, but most practitioners wish to understand the origin and dynamics of price change cross-correlations. Bianconi *et al.* (2008) gives to the traders the opportunity to choose in which game, i.e., assets, they wish to take part, both for the original MG and for the GCMG; more phase transitions are found depending on how much predictability is present in either asset; generating functionals solve the lot; de Martino *et al.* (2007) extends to this calculus to more generic ways to choose between many assets.

¹⁴ An option on an asset is the right to buy (or to sell) this asset at a given date and at a given price; one can think of it as an insurance policy against future price variations.

E. Multichoice MGs

Extending the MG to more than two choices seems easy: it is enough to say that a_i^μ may take $R > 2$ values. Chow and Chau (2003); Ein-Dor *et al.* (2001); and Quan *et al.* (2004) consider $R \geq 3$ and reward agents that select the least crowded choice; D’hulst and Rodgers (1999) introduce cyclical trading between three alternatives.

There may also be R types of finite resources (e.g., bars): Savit *et al.* (2003, 2005) assume that N agents choose between $R = 2$ types of resources, each of them able to accommodate L agents; the same situation arises in CPU task scheduling; interestingly, the agents may be groups of CPU cores competing for tasks to execute (Shafique *et al.*, 2011). A more complex structure underlies multi-assets models: the agents first choose in which asset to invest, and then play a minority game with the other agents having made the same asset choice (Bianconi *et al.*, 2008).

Whereas these studies assume that R is fixed while N may be arbitrarily large, many real-life situations ask for R to scale linearly with N : this is the assumption of Secs. III and IV.

F. Minority mechanism: when?

The definition of the MG is quite specific and seems to restrict a priori in a rather severe way its relevance. We wish to suggest a more optimistic analysis. There are universal relationships between fluctuations and learning in MGs. Therefore, should a minority mechanism be detected in a more generic model, one can expect to understand which part of its global properties come from the minority mechanism. This requires to understand what a minority mechanism really is and where it may hide.

EFBP does contain one, since it is a MG with a generic resource level L (Challet *et al.*, 2004; Johnson *et al.*, 1999c). This resource level may depend on time (Galstyan *et al.*, 2003); the resulting fluctuations will come both from the transient convergence to a new L and from fluctuations around a learned $L(t)$, which are of the MG type. This view indicates that a minority mechanism arises when a population self-organizes collectively around an explicit resource level. Self-consistent resource levels sometimes contain minority mechanisms: Challet (2004) considers one population of producers pooling their contributions $A = \sum_i a_i$ and one population of buyers grouping their monetary offers $B = \sum_k b_k$ for the production on offer. Producers should decrease their output if $A > B$ and buyers should do so when $A < B$. This suggests a payoff $-a_i(A - B)$ to producer i and $-b_i(B - A)$ to buyer i , hence, that B is the resource level for the producers and A is the resource level for the buyers, both time-dependent and self-consistently deter-

mined. The stationary state of this model is equivalent to EFBP and is exactly solvable.

In conclusion, one may expect a minority mechanism, hence, phenomenology in a situation where a population self-organizes collectively around an explicit or implicit resource level that it may contribute to determine.

Let us now mention a few papers which seem a priori to have little to do with the MG, but that do contain a minority mechanism. This helps understanding their phenomenology, but cannot describe quantitatively their behavior, which may be much more complex and richer.

Cherkashin *et al.* (2009) introduce a game with two choices (in its simplest form) whose mechanism is stochastic: the probability that choice $+1$ is the right one is $P(A/N)$ (in the notations of this review), with $P(0) = 1/2$: this introduces *mechanism noise*, but the average nature of the game is easy to determine: indeed, the expected payoff of agent i is $\langle u_i \rangle = 2a_i(t)[P(A(t)/N) - 1/2]$; introducing $G(A) = 2P(A) - 1$, and expanding G , one finds that $u_i(t) = a_i(t)[G'(0)A/N + O(A^3/N^3)]$. Clearly, minority games appear when $P'(0) < 0$, which is that the authors call self-defeating games. One thus rightly expects that learning reduces predictability $|A|$ in this case and increase it in the other case. A closely related extension of learning in MGs is *decision noise*, which causes the agents to play invert their decision with some probability (see e.g. Heimerl and Coolen (2001)).

Berg *et al.* (2001) introduce a model in which agents receive partial information about the real market state $\mu(t)$: they each are given a projection function of $\mu = 1, \dots, P$ onto two possible states 0 and 1, denoted by $f_i(\mu)$ and randomly drawn at the beginning of the game. The resource level is R^μ , the a priori return of investing when the global state is μ . Each agent effectively computes two averaged resource levels $\overline{R^\mu} | f_i(\mu) = 0$ and $\overline{R^\mu} | f_i(\mu) = 1$ and finds out how much to invest conditionally on $f_i(\mu) = 0$ or 1. Remarkably, when there are enough agents, the prices converge to R^μ . The phenomenology of such models is different but similar to that of the MGs. Accordingly, some parts of the exact solution (both with replicas (Berg *et al.*, 2001) and generating functionals (de Martino and Galla, 2005)) are quite similar to those for H in the MG.

III. THE KOLKATA PAISE RESTAURANT PROBLEM

In Kolkata (erstwhile Calcutta), there used to be very cheap and fixed rate “Paise”¹⁵ Restaurants which were popular among the daily laborers. During lunch hours, the laborers used to walk, to save the transport costs, to one of these restaurants. They would miss lunch if they

¹⁵ *Paise*, the smallest monetary unit in Indian currency, essentially synonymous with anything very cheap.

got to a restaurant where there were too many customers, since walking to the next restaurant would mean failing to resume work on time!

Chakrabarti *et al.* (2009); Ghosh *et al.* (2010a); Ghosh and Chakrabarti (2009); and Ghosh *et al.* (2010b) proposed the Kolkata Paise Restaurant (KPR) problem. It is a repeated game between N prospective customers that choose from R restaurants each day simultaneously (in parallel). N and R are both assumed to be large and proportional to each other. Assuming that each restaurant charges the same price for a meal eliminates budget constraints for the agents.

An agent can only visit one restaurant each day, and every restaurant has the capacity to serve food to one customer per lunch (generalization to a larger value is trivial). When many agents arrive at one restaurant, only one of them, randomly chosen, will be served.¹⁶ The main measure of global efficiency is the utilization fraction f defined as the average fraction of restaurants visited by at least one customer on a given day; following the notations of the literature on this topic, we denote by \bar{f} its average in the steady state.

Two main points have been addressed: how high efficiency can be depending on the learning algorithm and the relative number of customers per restaurant, denoted by $g = N/R$, and at what speed it is reached.

Additional complications may arise if the restaurants have different ranks. This situation is found for instance if there are hospitals (and beds) in every town but the local patients understandably prefer to go to hospitals of better rank elsewhere, thereby competing with the local patients of those hospitals. Unavailability of treatment in time may be considered as a lack of service for those people and consequently as social wastage of service by those unvisited hospitals. This is very similar to the Stable Marriage problem briefly reviewed in Sec. IV.B.

The most efficient solution to the KPR problem is dictatorship: each customer is assigned a restaurant and must eat there. If the restaurants have a ranking, the customers must take turns and sample each of them in a periodic way, which is socially fair. Dictatorship however requires a level of synchronization and communication that is quite unrealistic. This is why the agents need to learn to try to have meals at the best ranked restaurants. Inevitably, these strategies take much more time to converge to a less efficient state than under dictatorship, but some stochastic strategies are much better than others, reaching fairly efficient states in $\mathcal{O}(\log N)$ meals.

The natural benchmark of efficiency is obtained when all the agents choose at random and with uniform probabilities where to have lunch. The probability that

a given restaurant is chosen by m agents is binomial $\Delta(m) = \binom{N}{m} p^m (1-p)^{N-m}$ with $p = \frac{1}{R}$. In the limit $N, R \rightarrow \infty$, keeping $g = N/R$ finite, it becomes a Poisson distribution $\Delta(m) = \frac{g^m}{m!} \exp(-g)$. Clearly, the fraction of restaurants not chosen by any agent is $\Delta(m=0) = \exp(-g)$. Finally the average fraction of restaurants occupied on any day is $\bar{f} = 1 - \exp(-g)$; in particular $\bar{f} \simeq 0.63$ for $g = 1$ (Chakrabarti *et al.*, 2009).

A. As many restaurants as customers, $g = 1$

It is worth first investigate the dynamics of the case where there are as many restaurants as customers ($R = N$, i.e., $g = 1$).

1. Rank dependent strategies (stochastic)

Let the restaurants have a well defined ranking (agreed by everyone) depending upon quality of food, services, etc. although price of a meal is same for all restaurants. Thus, all agents will try to get food from best rank restaurants. But since a restaurant can serve only one customer, it means that many of the agents in crowded restaurants will remain unsatisfied. Now, assume that any agent chooses the restaurant of rank k with probability $p_k(t) = k^\zeta / \sum k^\zeta$, where ζ is a real number.

It can be easily shown that the probability that a k -th ranked restaurant is chosen by no one is $\Delta_k(m=0) = \exp\left(-\frac{k^\zeta(\zeta+1)}{N^\zeta}\right)$, and hence the average fraction of agents enjoying their meal there is given by $\bar{f}_k = 1 - \Delta_k(m=0)$. The limiting case $\zeta = 0$ is equivalent to random choice, hence, $\bar{f}_k = 1 - e^{-1}$, giving $\bar{f} = \sum \bar{f}_k / N \simeq 0.63$. When $\zeta = 1$, $\bar{f}_k = 1 - e^{-2k/N}$ giving $\bar{f} = \sum \bar{f}_k / N \simeq 0.57$ (Ghosh *et al.*, 2010b).

2. Crowd Avoiding behaviors

Fully Crowd Avoiding Case: Assume that all the agents avoid the restaurants too crowded at the previous lunch. In the stationary state, there are hence $N(1 - \bar{f})$ available restaurants for the next lunch, assumed to be randomly chosen by all the N agents. Using the fact that $(N/R) = 1/(1 - \bar{f})$, one can write the recursion $(1 - \bar{f}) \left[1 - \exp\left(-\frac{1}{1 - \bar{f}}\right)\right] = \bar{f}$, which gives $\bar{f} \simeq 0.46$, which is worse than random choice, but typical of herding, as in the MG (Ghosh *et al.*, 2010a,b).

Stochastic Crowd Avoiding Case: Better efficiency is reached when the agents do not systematically avoid previously crowded restaurants. Suppose that restaurant i was chosen by $n_i(t-1)$ customers at time $t-1$. The probability to return to restaurant i , denoted by p_i , should be

¹⁶ An alternative possibility, not yet investigated, is to share the food quantity meant for a single customers between all the customers of a given restaurant, leaving all of them unsatisfied.

such that $p_1 = 1$ and be a decreasing function of $n_i(t-1)$. The simplest choice is $p_i = 1/[n_k(t-1)]$, which yields $\bar{f} \approx 0.79$ (Ghosh *et al.*, 2010b), a sizable improvement over the Fully Crowd Avoiding Case. The time needed to reach the steady state is $\sim \log N$.

A simple argument gives an approximate estimate of \bar{f} in this case: Let a_i be the fraction of restaurants visited by i agents and assume that the fraction of restaurants where 3 or more customers arrive on any day are negligible, i.e., $a_i = 0$ for $i \geq 3$. One can write $a_1 + 2a_2 = 1$ and $a_0 + a_1 + a_2 = 1$, giving $a_0 = a_2$. According to this strategy, every agent who visited any restaurant alone on a given day will surely return there next day ($p = 1$), but if any restaurant was visited by two then the agents will return there with probability $p = 1/2$ the next day. In this process every time $(a_2/4 - a_2^2/4)$ fraction of restaurants will be vacant from the restaurants previously visited by 2 agents. Similarly a_0a_2 fraction of restaurants will be visited by one agent from the restaurants previously visited by two. Therefore, one can easily write $a_0 - a_0a_2 + \frac{a_2}{4} - \frac{a_2^2}{4} = a_0$. The above three equations gives $a_0 = 0.2$, $a_1 = 0.6$ and $a_2 = 0.2$. So the average fraction of restaurants visited by at least one agent is $a_1 + a_2 = 0.8$, close to that obtained in the numerical simulations.

The above behavior can be generalized by letting $p_i = 1/n_i^\xi(t-1)$ where ξ is real and positive. The case discussed above is recovered with $\xi = 1$, while $\xi = 0$ prevents any change of restaurant by the agents. Numerical simulations show that both the utilization fraction and the time to reach the steady state increases when ξ decreases. The best utilization fraction is obtained when $\xi \rightarrow 0$, while it decreases to $\bar{f} \simeq 0.676$ when $\xi \rightarrow \infty$ (Ghosh *et al.*, 2013).

B. Plethora of restaurants ($g < 1$) and phase transitions

Ghosh *et al.* (2012) considered a KPR problem with more restaurants than customers. Let n_i agents visit restaurant i on a particular day. Each restaurant can serve only one agent in a day. One of the n_i agents is chosen randomly and is served and remaining $(n_i - 1)$ agents do not get any lunch for that day. Two variants return probability have been investigated. In model A, the probability to return to restaurant i for each of the n_i agents is $p_i = 1/n_i$, as before. In model B, $p_1 = 1$, but customers of crowded restaurants will return at the same place with uniform probability ($p_i = p < 1$, $i > 1$); p can be thought of as the patience of an agent. Both models undergo a phase transition at some $g = g_c$ below which all the agents will be satisfied; when $g > g_c$, some are not. Accordingly, the order parameter is the density of restaurants having more than one customer in the steady state, and denoted by ρ_a . $\rho_a = 0$.

Both mean-field and finite dimensional lattice versions

(1D & 2D) of these model have been studied. They turn out to belong in the same universality class as fixed energy sandpiles (Dickman *et al.*, 2000):

1. Model A has $g_c = 1$ for 1D, but $g_c < 1$ for higher dimensions. The critical exponent values for the phase transition in finite dimensions are in good agreement with those of stochastic fixed-energy sandpile (Dickman *et al.*, 2000; Lübeck, 2004; Manna, 1999).
2. Model B has two parameters, the density g and the patience p of agents. The phase diagram has been numerically investigated. In the mean field case, the phase boundary is linear: $g_c = \frac{1}{2}(1 + p)$. For $p = 0$, $g_c = 1/2$, as in fixed energy sandpiles (Dickman *et al.*, 2000). The phase boundary in (g, p) is nonlinear for 1D and 2D. The critical exponents are the same along the phase boundary and they match with those of model A.

Note that when $g = 1$, the system is far from its critical value g_c and the relaxation time τ does not show any $L = N^{1/d}$ dependence. As long as $g \leq g_c$, absorbing frozen configurations are present, and whether they are accessible or not, depends on the underlying dynamics. critical point g_c was found to exist above which the agents are unable to find frozen configurations. The role of p in model B is as follows: the agents fail to reach satisfactory configurations if they are moving only if they are unsatisfied ($p = 0$) if $g > g_c$. More patient agents, i.e. larger p are linked to larger values of the critical point g_c and thus smaller time to reach saturation (faster-is-slower effect).

IV. GENERIC BIPARTITE ALLOCATION PROBLEMS

The KPR model is but an example of the more generic bipartite allocation problems where one type of items must be associated to another type of items; all the agents are homogeneous and the restaurants are as well. More generically, the agents may be heterogeneous and the items to choose from may also be heterogeneous.

A. Spatial allocation problems

An example of allocation of spatially aligned resources is the parking lot problem (Hanaki *et al.*, 2011).¹⁷ One has to walk the rest of the way upon finding a spot, costing both time and effort. It is most enjoyable to park

¹⁷ The model is a stylized version of an everyday experience of the difficulty in finding a parking spot for a car, as motivated in the work from the example of the small streets leading to *Vieille Charité* in Marseille, and could be the case for any other street whatsoever.

close to the office, if luck permits, while the unlucky ones park far away, regardless of the instant when they arrive.

Formally, in a hypothetical city, there is a unique one-way street allowing parking and leads to the center. R parking spots available along the street are indexed by their distance from the center $s \in \{1, 2, \dots, R\}$. In the beginning of each period $t \in \{0, 1, 2, \dots\}$, each of $N \geq R$ agents can be either outside or in the city, and parked. If agent i is outside, he drives into the city with probability p_e and looks for a vacant spot. His strategy is first to fix his comfort distance $s_i(t) \in \{1, \dots, R\}$ and to take the first empty spot $k_i(t) < s_i(t)$. The closer to the center, the more rewarding a parking space is, thus being able to park at spot k gives a payoff $\pi(k)$, a decreasing function with normalization $\pi(1) = 1$ and $\pi(R) = 0$. Not finding a parking space yields a penalty of $-B < 0$ and is denoted by $k_i(t) = 0$. At the end of each round, each agent leaves the city with probability p_l .

Learning takes place in a familiar way. The agents update their the score they associate with strategy s , $U_{i,s}^i(t)$ and use the logit rule for their next choice

$$P[s_i(t) = s] = \frac{e^{\Gamma U_{i,s}(t)}}{\sum_{s'=1}^R e^{\Gamma U_{i,s'}(t)}}, \quad (35)$$

Initial scores are equal to the average payoff of parking along the street, $U_{i,s}(t=0) = (1/R) \sum_{s'=1}^R \pi(s') \forall i, s$. The attraction of a strategy s evolves, if the agents was trying to find a suitable vacant spot at time t , as

$$\begin{aligned} U_{i,s}(t+1) = & U_{i,s}(t)(1 - \lambda) \\ & + \lambda(\pi[k_i(t)]\Theta[k_i(t) - s_i(t) + 1/2] \\ & - B\Theta[-1/2 + k_i(t)]). \end{aligned} \quad (36)$$

The case $N = R = 2$ could be exactly solved (Hanaki *et al.*, 2011). One relevant question is whether the population learns to segregate itself into lucky people that are almost systematically able to park close to the center and unlucky ones. In other words, one should investigate if the steady state corresponds to a symmetric or asymmetric state. It turns out that the answer depends on both Γ and B . If $\Gamma > 4$, the symmetric state is stable either for small cost B where both players choose strategy 1, or for very large B , where both players choose strategy 2. This implies that for low B , the street parking spots are not fully utilized, while for high B , they are fully utilized either because the two players choose different strategies, or otherwise both chose to park further away. The large N case is dealt with numerical simulations. The small B symmetric outcomes disappears. There is instead a large degree of heterogeneity even at $B = 0$ which becomes small for large B , and the agents learn to choose strategies with high s , i.e. park further away. Thus, for high B , agents are rarely lucky.

B. Stable Marriage

A famous a priori symmetric example is the Stable Marriage problem proposed by Gale and Shapley (1962) and Knuth (1997) where an equal number of men and women must be matched according to their private preference list that ranks all members of the opposite kind.¹⁸ Configurations are deemed stable if no pair of entities have an incentive to swap their associated partners/items. Mean-field analysis of the algorithm proposed by Gale and Shapley showed that the dissatisfaction, or equivalently, energy, of both sides obeys a simple scaling law (Oméro *et al.*, 1997). Later extensions broke the a priori symmetry in preferences list by introducing correlations, partial lists, match makers and bachelors (Caldarelli and Capocci, 2001; Laureti and Zhang, 2003; Zhang, 2001).

C. Recommendation Systems

The assumption of complete preference lists is indeed very strong and most real-life situations do not allow for such a luxury: for instance, merchant websites such as Amazon or Netflix try to guess what each of their clients might like and recommend them some other items based on their previous purchases and browsing history. In this case, preference lists are necessarily incomplete, both for the merchant and for the customers, and one must use recommendation systems to guess their missing parts. It is beyond our aim to review this sizable research area (see Lü *et al.* (2012) for a recent review). We will briefly review some concepts of physics applied to this family of problems.

One can think of links between customers and items as bipartite networks. As the fraction of known opinions increases, that is, as the network connectivity increases, prediction undergoes two percolation-type phase transitions, and perfect prediction may be possible in a simple case, as shown in Maslov and Zhang (2001). An other idea consists in letting probabilities of liking items diffuse like heat on suitably defined network (Zhang *et al.*, 2007; Zhou *et al.*, 2010). A recent development emphasizes the role of competition for items: most recommendation systems assume that the items to be chosen from are in infinite supply (or equivalently whose duplication is essentially free, e.g. an mp3 file) and their recommendations suffer from a lack of diversity: they tend to recommend the same few items to everybody. But competition is a fundamental driver of choice in resource allocation problems. Gualdi *et al.* (2013) show that assuming infinite

¹⁸ This clearly also (and rather) applies to other matching problems such as colleges and students, hospital and doctors, etc.

supply leads to a kind of bosonic condensation of recommendations linked to a degeneracy of the cost function. Competition is introduced by assuming that the potential gain of consuming some item decreases when more people use them; this is enough to lift degeneracies, fight biases and improve much the precision of recommendations even if the items are infinitely replicable. A single parameter allows for interpolating between the pure bosonic and fermionic cases.

V. DISCUSSION AND OUTLOOK

The main application of the minority game is to provide a framework that help people think about competition for limited resource. It formalizes what people from many fields knew already, for instance biologists about about sex-ratios (Lloyd, 1985). Moreover, when the underlying dynamics of an adaptive system is a minority mechanism, it gives insights about what kind of behavior to expect given a learning rule.

We see several promising research avenues. Even if the dynamics of the original MG is reasonably well understood, the non-ergodicity of the symmetric phase still resists a full solution; it is cured by the introduction of a finite score memory which regrettably makes generating functionals non-operational. Finding a way to extract information from them in this case, for instance over a finite time horizon, would be a significant progress.

Another under-explored important issue is the relevance of time-scales in agent-based models. They are probably key challenges in understanding better the complexity of real-life systems. For instance, all known attempts to reverse engineer financial markets by MG-like models assume that the strategies may only have ± 1 actions, whereas the time scales of traders is most probably power-law distributed. One should at least allow for the 0 action for some of the market states.

On a broader horizon, the statistical mechanics community working on agent-based models has stayed too close to the logit model and has insufficiently explored Reinforcement Learning literature.

Finally, resource allocation games are a showcase of the power of the methods and concepts of statistical physics. A variety of concepts from physics are usefully applied to competitive resource allocation. We stress out that this must be done in a careful way, as there is no reason to describe a population of traders as a gas of electrons.

Physicists are sometimes asked by somewhat skeptical and possibly conservative economists, statisticians, etc. what may remain from their incursions in the respective domains. The two key answers are collective phenomena caused by the interaction of many agents, and the mathematical methods to understand and solve non-linear and disordered systems.

Other fields have devised methods that exploit the

mathematical simplifications provided by the large-system limit. Economists have noticed that in suitably linear models with logit learning, an effective dynamical equation may be derived by averaging over population heterogeneity (Brock *et al.*, 2005). Mathematicians propose the so-called mean-field games theory that constructs the Hamilton-Bellman-Jacobi equations equivalent to the dynamics of interacting optimizing sub-populations over a finite time horizon (Lasry and Lions, 2007). These two methods are more restrictive than generating functionals which can solve (in principle) the dynamics of any mean-field adaptive agent-based model with complex heterogeneity and complex learning schemes, without any explicitly optimized function. They are however under-used, under-understood and under-publicized beyond the small community of people knowledgeable about both statistical mechanics and complex systems. This may come from their apparent mathematical complexity, whereas they involve little more than very long expressions involving Gaussian integrations and very many auxiliary variables. Part of the work that lies ahead is to propagate these mathematical methods beyond our field.

ACKNOWLEDGMENTS

We would like to thank all our collaborators.

REFERENCES

- Andersen, J. V., and D. Sornette (2003), *Eur. Phys. J. B* **31**, 141.
- Andersen, J. V., and D. Sornette (2005), *Europhys. Lett.* **70**, 697.
- Andrecut, M., and M. K. Ali (2001), *Phys. Rev. E* **64**, 67103.
- Arrow, K. J. (1963), *Social Choice And Individual Values*, Vol. 12 (Yale Univ., New Haven).
- Arthur, B. W. (1994), *Am. Econ. Rev.* **84**, 406.
- Barabási, A.-L. (2005), *Nature* **207**, 435.
- Barato, A. C., I. Mastromatteo, M. Bardoscia, and M. Marsili (2011), arXiv:1112.3908.
- Berg, J. (2000), *Phys. Rev. E* **61**, 2327.
- Berg, J., and A. Engel (1998), *Phys. Rev. Lett.* **81**, 4999.
- Berg, J., M. Marsili, A. Rustichini, and R. Zecchina (2001), *Quant. Fin.* **1**, 203.
- Bianconi, G., T. Galla, M. Marsili, and P. Pin (2009), *J. Econ. Behav. Org.* **70**, 231.
- Bianconi, G., A. de Martino, F. F. Ferreira, and M. Marsili (2008), *Quant. Fin.* **8**, 225.
- Biswas, S., A. Ghosh, A. Chatterjee, T. Naskar, and B. K. Chakrabarti (2012), *Phys. Rev. E* **85**, 031104.
- Bladon, A., T. Richardson, and T. Galla (2009), *J. Phys. A* **42**, 095007.
- Bottazzi, G., G. Devetag, and G. Dosi (2002), *Simul. Mod. Prac. Theo.* **10**, 321.
- Bouchaud, J.-P., J. D. Farmer, and F. Lillo (2009), in *Handbook of Financial Markets: Dynamics and Evolution*, edited by T. Hens and K. Schenk-Hoppé (Elsevier) pp. 57–160.

- Bouchaud, J.-P., I. Giardina, and M. Mézard (2001), *Quant. Fin.* **1**, 212.
- Bouchaud, J.-P., and M. Potters (2000), *Theory of financial risks: from statistical physics to risk management*, Vol. 12 (Cambridge University, Cambridge).
- Brock, W. A., C. H. Hommes, and F. O. Wagener (2005), *J. Math. Econ.* **41**, 7.
- Caldarelli, G., and A. Capocci (2001), *Physica A* **300**, 325.
- Castellano, C., S. Fortunato, and V. Loreto (2009), *Rev. Mod. Phys.* **81**, 591.
- Casti, J. L. (1996), *Complexity* **1**, 7.
- Catteeuw, D., and B. Manderick (2009), in *Proceedings of the 11th Annual Conference Companion on Genetic and Evolutionary Computation Conference: Late Breaking Papers (ACM)* pp. 2011–2016.
- Catteeuw, D., and B. Manderick (2012), in *Adaptive and Learning Agents* (Springer) pp. 100–113.
- Cavagna, A. (1999), *Phys. Rev. E* **59**, R3783.
- Cavagna, A., J. P. Garrahan, I. Giardina, and D. Sherrington (1999), *Phys. Rev. Lett.* **83**, 4429.
- Chakrabarti, A. S., B. K. Chakrabarti, A. Chatterjee, and M. Mitra (2009), *Physica A* **388**, 2420.
- Chakrabarti, B. K., A. Chakraborti, S. R. Chakravarty, and A. Chatterjee (2013), *Econophysics of Income and Wealth Distributions* (Cambridge University, Cambridge).
- Chakrabarti, B. K., A. Chakraborti, and A. Chatterjee (2006), *Econophysics and Sociophysics: Trends and Perspectives* (Wiley-VCH, Berlin).
- Chakraborti, A., I. Muni Toke, M. Patriarca, and F. Abergel (2011a), *Quant. Fin.* **11**, 991.
- Chakraborti, A., I. Muni Toke, M. Patriarca, and F. Abergel (2011b), *Quant. Fin.* **11**, 1013.
- Challet, D. (2004), *Physica A* **344**, 24.
- Challet, D. (2007), *J. Econ. Dyn. Control* **32**, 85.
- Challet, D., A. Chessa, M. Marsili, and Y.-C. Zhang (2000a), *Quant. Fin.* **1**, 168.
- Challet, D., and M. Marsili (1999), *Phys. Rev. E* **60**, R6271.
- Challet, D., and M. Marsili (2000), *Phys. Rev. E* **62**, 1862.
- Challet, D., and M. Marsili (2003), *Phys. Rev. E* **68**, 036132.
- Challet, D., M. Marsili, and R. Zecchina (2000b), *Phys. Rev. Lett.* **84**, 1824.
- Challet, D., M. Marsili, and Y.-C. Zhang (2000c), *Physica A* **276**, 284.
- Challet, D., M. Marsili, and Y.-C. Zhang (2005a), *Minority Games* (Oxford University, Oxford).
- Challet, D., A. de Martino, and M. Marsili (2008), *J. Stat. Mech.: Theory Exp.*, L04004.
- Challet, D., A. de Martino, M. Marsili, and I. P. Castillo (2005b), *J. Stat. Mech.: Theory Exp.*, P03004.
- Challet, D., G. Ottino, and M. Marsili (2004), *Physica A* **332**, 469.
- Challet, D., and Y.-C. Zhang (1997), *Physica A* **246**, 407.
- Challet, D., and Y.-C. Zhang (1998), *Physica A* **256**, 514.
- Cherkashin, D., J. D. Farmer, and S. Lloyd (2009), *J. Econ. Dyn. Control* **33**, 1091.
- Choe, S. C., N. F. Johnson, and P. M. Hui (2004), *Phys. Rev. E* **70**, 055101.
- Chow, F., and H. Chau (2003), *Physica A* **319**, 601.
- Cont, R., and J.-P. Bouchaud (2000), *Macroecon. Dyn.* **4**, 170.
- Coolen, A. C. C. (2005a), *J. Phys. A* **38**, 2311.
- Coolen, A. C. C. (2005b), *The Mathematical Theory of Minority Games* (Oxford University, Oxford).
- Coolen, A. C. C., and J. A. F. Heimerl (2001), *J. Phys. A* **34**, 10783.
- Coolen, A. C. C., and N. Shayeghi (2008), *J. Phys. A* **41**, 324005.
- De Almeida, J., and D. Thouless (1978), *J. Phys. A* **11**, 983.
- De Dominicis, C. (1978), *Phys. Rev. B* **18**, R3783.
- De Sanctis, L., and T. Galla (2006), *J. Stat. Mech.: Theory Exp.*, P12004.
- Dhar, D., V. Sasidevan, and B. K. Chakrabarti (2011), *Physica A* **390**, 3477.
- D’hulst, R., and G. J. Rodgers (1999), *arXiv:adap-org/9904003*.
- D’hulst, R., and G. J. Rodgers (2000), *Physica A* **278**, 579.
- Dickman, R., M. A. Muñoz, A. Vespignani, and S. Zapperi (2000), *Braz. J. Phys.* **30**, 27.
- Ein-Dor, L., R. Metzler, I. Kanter, and W. Kinzel (2001), *Phys. Rev. E* **63**, 066103.
- Farmer, J. D. (1999), *Market force, ecology and evolution*, Tech. Rep. 98-12-117 (Santa Fe Institute).
- Ferreira, F. F., and M. Marsili (2005), *Physica A* **345**, 657.
- Fudenberg, D., and D. K. Levine (1998), *The Theory of Learning in Games* (MIT, Cambridge).
- Gale, D., and L. S. Shapley (1962), *Amer. Math. Monthly* **69**, 9.
- Galla, T., A. C. C. Coolen, and D. Sherrington (2003), *J. Phys. A* **36**, 11159.
- Galla, T., and J. D. Farmer (2013), *Proc. Nat. Acad. Sci.* **110**, 1232.
- Galla, T., and A. de Martino (2008), *J. Phys. A* **41**, 324003.
- Galla, T., G. Mosetti, and Y.-C. Zhang (2006), *arXiv:physics/0608091*.
- Galla, T., and D. Sherrington (2005a), *J. Stat. Mech.: Theory Exp.* **2005**, P10009.
- Galla, T., and D. Sherrington (2005b), *Eur. Phys. J. B* **46**, 153.
- Galla, T., and Y.-C. Zhang (2009), *J. Stat. Mech.: Theory Exp.* **2009**, P11012.
- Galstyan, A., S. Kolar, and K. Lerman (2003), in *Proceedings of the second international joint conference on Autonomous agents and multiagent systems (ACM)* pp. 145–152.
- Garrahan, J. P., E. Moro, and D. Sherrington (2000), *Phys. Rev. E* **62**, R9.
- Garrahan, J. P., E. Moro, and D. Sherrington (2001), *Quant. Fin.* **1**, 246.
- Ghosh, A., S. Biswas, A. Chatterjee, A. S. Chakrabarti, T. Naskar, M. Mitra, and B. K. Chakrabarti (2013), in *Econophysics of Systemic Risk and Network Dynamics*, edited by F. Abergel, B. K. Chakrabarti, A. Chakraborti, and A. Ghosh (Springer, Milan) pp. 173–200.
- Ghosh, A., A. S. Chakrabarti, and B. K. Chakrabarti (2010a), in *Econophysics & Economics of Games, Social Choices and Quantitative Techniques*, edited by B. Basu, B. K. Chakrabarti, S. R. Chakravarty, and K. Gangopadhyay (Springer, Milan) pp. 3–9.
- Ghosh, A., and B. K. Chakrabarti (2009), “Kolkata pause restaurant (kpr) problem,” <http://demonstrations.wolfram.com/KolkataPauseRestaurantKPRProblem>.
- Ghosh, A., A. Chatterjee, M. Mitra, and B. K. Chakrabarti (2010b), *New J. Phys.* **12**, 075033.
- Ghosh, A., D. De Martino, A. Chatterjee, M. Marsili, and B. K. Chakrabarti (2012), *Phys. Rev. E* **85**, 021116.
- Gintis, H. (2000), *Game theory evolving: A problem-centered introduction to modeling strategic behavior* (Princeton University, New Jersey).

- Groot, R. D., and P. A. D. Musters (2004), *Physica A* **350**, 553.
- Gualdi, S., M. Medo, and Y.-C. Zhang (2013), *Europhys. Lett.* **101**, 20008.
- Hanaki, N., A. Kirman, and M. Marsili (2011), *J. Econ. Behav. Organ.* **77**, 382.
- Hart, M., P. Jefferies, P. M. Hui, and N. F. Johnson (2001), *Eur. Phys. J. B* **20**, 547.
- Hart, M. L., P. Jefferies, and N. F. Johnson (2002), *Physica A* **311**, 275.
- Hasanhodzic, J., A. W. Lo, and E. Viola (2011), *Quant. Fin.* **11**, 1043.
- Heimel, J. A. F., and A. C. C. Coolen (2001), *Phys. Rev. E* **63**, 056121.
- Heimel, J. A. F., and A. de Martino (2001), *J. Phys. A* **34**, L539.
- Hopfield, J. J. (1982), *Proc. Nat. Acad. Sci.* **79**, 2554.
- Hung, C.-H., and S.-S. Liaw (2007), *Physica A* **382**, 129.
- Jefferies, P., M. L. Hart, P. M. Hui, and N. F. Johnson (2001a), *Eur. Phys. J. B* **20**, 493.
- Jefferies, P., M. L. Hart, and N. F. Johnson (2001b), *Phys. Rev. E* **65**, 016105.
- Johnson, N. F., M. Hart, and P. M. Hui (1999a), *Physica A* **269**, 1.
- Johnson, N. F., M. Hart, P. M. Hui, and D. Zheng (2000), *Int. J. Theo. Appl. Fin.* **3**, 443.
- Johnson, N. F., P. M. Hui, D. Zheng, and M. Hart (1999b), *J. Phys. A* **32**, L427.
- Johnson, N. F., P. M. Hui, D. Zheng, and C. W. Tai (1999c), *Physica A* **269**, 493.
- Keen, S. (2011), *Debunking Economics: The Naked Emperor Dethroned?* (Zed Books, London/New York).
- Kinzel, W., and I. Kanter (2002), in *Adv. Solid state physics* (Springer) pp. 383–391.
- Kinzel, W., R. Metzler, and I. Kanter (2000), *J. Phys. A: Math. Gen.* **33**, L141.
- Kirman, A. P., and J.-B. Zimmermann (2001), *Economics with heterogeneous interacting agents* (Springer, Berlin).
- Knuth, D. E. (1997), in *CRM Proceedings and Lecture Notes* (Amer. Math. Soc., Providence).
- Kozłowski, P., and M. Marsili (2003), *J. Phys. A* **36**, 11725.
- Krause, A. (2009), in *Proceedings of the 10th international conference on Intelligent data engineering and automated learning* (Springer) pp. 711–718.
- Krzakala, F., M. Mézard, F. Sausset, Y. Sun, and L. Zdeborová (2012), *Phys. Rev. X* **2**, 021005.
- Lamper, D., S. Howison, and N. F. Johnson (2002), *Phys. Rev. Lett.* **88**, 017902.
- Lasry, J.-M., and P.-L. Lions (2007), *Jpn. J. Math.* **2**, 229.
- Laureti, P., and Y.-C. Zhang (2003), *Physica A* **324**, 49.
- Li, Y., R. Riolo, and R. Savit (2000a), *Physica A* **276**, 234.
- Li, Y., R. Riolo, and R. Savit (2000b), *Physica A* **276**, 265.
- Li, Y., A. VanDeemen, and R. Savit (2000c), *Physica A* **284**, 461.
- Liaw, S.-S., C.-H. Hung, and C. Liu (2007), *Physica A* **374**, 359.
- Lillo, F. (2007), *Eur. Phys. J. B* **55**, 453.
- Lillo, F., J. D. Farmer, and R. N. Mantegna (2003), *Nature* **421**, 129.
- Lloyd, D. G. (1985), *Experientia* **41**, 1277.
- Lo, A. (2004), *J. Portfolio Management*, 30th Anniversary Issue, 15.
- Lü, L., M. Medo, C. H. Yeung, Y.-C. Zhang, Z.-K. Zhang, and T. Zhou (2012), *Phys. Rep.* **519**, 1.
- Lübeck, S. (2004), *Int. J. Mod. Phys. B* **18**, 3977.
- Ma, Y., G. Li, Y. Dong, and Z. Qin (2010), in *Agents and Data Mining Interaction* (Springer) pp. 178–189.
- MacKenzie, A. B., and S. B. Wicker (2001), in *Global Telecommunications Conference, 2001. GLOBECOM'01. IEEE* (IEEE) pp. 821–826.
- Manna, S. (1999), *J. Phys. A* **24**, L363.
- Mantegna, R. N., and H. E. Stanley (1999), *Introduction to Econophysics* (Cambridge Univ., Cambridge).
- Manuca, R., Y. Li, R. Riolo, and R. Savit (2000), *Physica A* **282**, 559.
- Marsili, M. (2001), *Physica A* **299**, 93.
- Marsili, M., and D. Challet (2001a), *Phys. Rev. E* **64**, 056138.
- Marsili, M., and D. Challet (2001b), *Adv. Complex Syst.* **3**, 3.
- Marsili, M., D. Challet, and R. Zecchina (2000), *Physica A* **280**, 522.
- Marsili, M., R. Mulet, F. Ricci-Tersenghi, and R. Zecchina (2001), *Phys. Rev. Lett.* **87**, 208701.
- Marsili, M., and M. Piai (2002), *Physica A* **310**, 234.
- de Martino, A. (2003), *Eur. Phys. J. B* **35**, 143.
- de Martino, A., I. Castillo Pérez, and D. Sherrington (2007), *J. Stat. Mech.: Theory Exp.* **2007**, P01006.
- de Martino, A., and T. Galla (2005), *J. Stat. Mech.: Theory Exp.* **2005**, P08008.
- de Martino, A., and T. Galla (2011), *New Math. Natural Comput.* **7**, 249.
- de Martino, A., I. Giardinà, and G. Mosetti (2003), *J. Phys. A* **36**, 8935.
- de Martino, A., and M. Marsili (2001), *J. Phys. A* **34**, 2525.
- de Martino, A., and M. Marsili (2006), *J. Phys. A* **39**, R465.
- Maslov, S., and Y.-C. Zhang (2001), *Phys. Rev. Lett.* **87**, 248701.
- Matzke, C., and D. Challet (2011), *Phys. Rev. E* **84**, 016107.
- McFadden, D. (1981), in *Structural analysis of discrete data with econometric application*, edited by C. F. Manski and D. McFadden (MIT) pp. 171–260.
- McFadden, D. L. (2013), *The new science of pleasure*, Tech. Rep. (National Bureau of Economic Research).
- Metzler, R., W. Kinzel, and I. Kanter (2000), *Phys. Rev. E* **62**, 2555.
- Mézard, M., and A. Montanari (2009), *Information, physics, and computation* (Oxford University, USA).
- Mézard, M., G. Parisi, and M. A. Virasoro (1987), *Spin glass theory and beyond* (World Scientific, Singapore).
- Mézard, M., G. Parisi, and R. Zecchina (2002), *Science* **297**, 812.
- Montague, P. R., B. King-Casas, and J. D. Cohen (2006), *Annu. Rev. Neurosci.* **29**, 417.
- Mosetti, G., D. Challet, and S. Solomon (2009), *Eur. Phys. J. B* **71**, 573.
- Mosetti, G., D. Challet, and Y.-C. Zhang (2006), *Physica A* **365**, 529.
- Oméro, M.-J., M. Dzierzawa, M. Marsili, and Y.-C. Zhang (1997), *J. Phys. (Paris)* **7**, 1723.
- Ortisi, M. (2008), *J. Appl. Prob.* **45**, 376.
- Ortisi, M., and V. Zuccolo (2012), arXiv:1205.2521.
- Papadopoulos, P., and A. C. C. Coolen (2008), *J. Phys. A* **41**, 365002.
- Papadopoulos, P., and A. C. C. Coolen (2009), *J. Phys. A* **43**, 025005.
- Patzelt, F., and K. Pawelzik (2011), *Phys. Rev. Lett.* **107**, 238103.
- Patzelt, F., and K. R. Pawelzik (2012), arXiv:1211.6695.

- Perkins, C. E., and E. M. Royer (1999), in *Mobile Computing Systems and Applications, 1999. Proceedings. WMCSA'99. Second IEEE Workshop on* (IEEE) pp. 90–100.
- Quan, H.-J., P. Hui, C. Xu, and K. Yip (2004), Phys. Rev. E **70**, 016119.
- Raffaelli, G., and M. Marsili (2006), J. Stat. Mech.: Theory Exp. , L08001.
- Reents, G., R. Metzler, and W. Kinzel (2001), Physica A **299**, 253.
- Satinover, J. B., and D. Sornette (2008), arXiv:0805.0428.
- Savit, R., S. A. Brueckner, H. Van Dyke Parunak, and J. Sauter (2003), Phys. Lett. A **311**, 359.
- Savit, R., S. A. Brueckner, H. Van Dyke Parunak, and J. Sauter (2005), Physica A **345**, 676.
- Savit, R., R. Manuca, and R. Riolo (1999), Phys. Rev. Lett. **82**, 2203.
- Sen, A. K. (1997), *Choice, welfare, and measurement* (Harvard University, Massachusetts).
- Shafique, M., L. Bauer, W. Ahmed, and J. Henkel (2011), in *Design, Automation & Test in Europe Conference & Exhibition (DATE), 2011* (IEEE) pp. 1–6.
- Shayeghi, N., and A. C. C. Coolen (2006), J. Phys. A **39**, 13921.
- Sinha, S., A. Chatterjee, A. Chakraborti, and B. K. Chakrabarti (2010), *Econophysics: an introduction* (Wiley-VCH, Berlin).
- Slanina, F., and Y.-C. Zhang (2001), Physica A **289**, 290.
- Sutton, R. S., and A. G. Barto (1998), *Reinforcement learning: An introduction*, Vol. 1 (Cambridge Univ, Cambridge).
- Sysi-Aho, M., A. Chakraborti, and K. Kaski (2003a), Physica A **322**, 701.
- Sysi-Aho, M., A. Chakraborti, and K. Kaski (2003b), Phys. Scr. **T106**, 32.
- Sysi-Aho, M., A. Chakraborti, and K. Kaski (2003c), Eur. Phys. J. B **34**, 373.
- Sysi-Aho, M., A. Chakraborti, and K. Kaski (2004), Phys. Rev. E **69**, 036125.
- Szabó, G., and C. Hauert (2002), Phys. Rev. Lett. **89**, 118101.
- Tanaka-Yamawaki, M., and S. Tokuoka (2006), in *Evolutionary Computation, 2006. CEC 2006. IEEE Congress on* (IEEE) pp. 2157–2162.
- Tokuoka, S., and M. Tanaka (2006), Transactions **47**, 1443.
- Veretennikov, A. Y. (2000), Theo. Probab. Applications **44**, 361.
- Weibull, J. W. (1995), *Evolutionary game theory* (MIT, Massachusetts).
- Wiesinger, J., D. Sornette, and J. Satinover (2010), Swiss Finance Institute Research Paper Series.
- Yakovenko, V. M., and J. Barkley Rosser Jr (2009), Rev. Mod. Phys. **81**, 1703.
- Zhang, Y.-C. (1998), Europhys. News **29**, 51.
- Zhang, Y.-C. (1999), Physica A **269**, 30.
- Zhang, Y.-C. (2001), Physica A **299**, 104.
- Zhang, Y.-C., M. Blattner, and Y.-K. Yu (2007), Phys. Rev. Lett. **99**, 154301.
- Zhou, T., Z. Kuscik, J.-G. Liu, M. Medo, J. R. Wakeling, and Y.-C. Zhang (2010), Proc. Nat. Acad. Sci. **107**, 4511.
- Zhou, W.-X., G.-H. Mu, W. Chen, and D. Sornette (2011), PLoS one **6**, e24391.