

AC Susceptibility of the Dipolar Spin Ice $\text{Dy}_2\text{Ti}_2\text{O}_7$: Experiments and Monte Carlo Simulations

Hiroshi Takatsu^{1,*}, Kazuki Goto¹, Hiromi Otsuka¹, Ryuji Higashinaka¹, Kazuyuki Matsubayashi²,
Yoshiya Uwatoko², and Hiroaki Kadowaki¹

¹*Department of Physics, Tokyo Metropolitan University, Hachioji-shi, Tokyo 192-0397, Japan*

²*Institute for Solid State Physics, University of Tokyo, Kashiwanoha 5-1-5, Kashiwa, Chiba 277-8581, Japan*

(Received February 26, 2018)

Experimental data of the frequency-dependent ac susceptibility $[\chi_{\text{ac}}(\omega)]$ for the dipolar spin ice $\text{Dy}_2\text{Ti}_2\text{O}_7$ has been analyzed by Monte Carlo simulations on the basis of the single-spin-flip Metropolis algorithm. We have directly evaluated $\chi_{\text{ac}}(\omega)$ by applying an ac magnetic field. We found that this simulation reasonably reproduces the experimental behavior of $\chi_{\text{ac}}(\omega)$ in the temperature range from 0.6 to 1.0 K, where dilute magnetic monopoles diffusively move. The conversion factor from simulation time to real time, i.e., the rate of hopping of monopoles to nearest-neighbor sites, strongly depends on temperature.

KEYWORDS: $\text{Dy}_2\text{Ti}_2\text{O}_7$, spin ice, ac susceptibility, Monte Carlo simulation

1. Introduction

Geometrically frustrated spin systems have attracted much attention for the realization of novel ground states and their exotic magnetic phenomena.^{1,2)} Remarkable examples are spin ice materials such as $\text{Dy}_2\text{Ti}_2\text{O}_7$ (DTO),^{3,4)} $\text{Ho}_2\text{Ti}_2\text{O}_7$,^{5,6)} and $\text{Ho}_2\text{Sn}_2\text{O}_7$,^{7,8)} where Dy or Ho atoms occupy corners of tetrahedra. In these compounds, a strong crystalline electric field forces the magnetic moments of rare-earth ions to lie along the local $\langle 111 \rangle$ symmetry direction.⁴⁾ This Ising anisotropy combined with the effective ferromagnetic nearest-neighbor-interaction J_{eff} , on the order of 1–2 K,⁴⁾ stabilizes the so-called 2-in 2-out structure,⁵⁾ analogously to the ice rule of the proton configurations in water ice.⁹⁾ The ground states of the spin ice are macroscopically degenerate, giving rise to residual entropy.³⁾

Recent theories pointed out that elementary excitations from such degenerate ground states can be viewed as magnetic point defects,¹⁰⁾ i.e., monopoles.¹¹⁾ A pair consisting of a monopole and an antimonopole, created by flipping a spin, can be fractionalized into two individual excitations and diffusively move by successively flipping neighboring spins. Therefore, the magnetic dynamics of the spin ice is an interesting problem, which enables us to study monopole motion and relaxation.^{12,13)}

The spin dynamics of the spin-ice materials studied by the ac susceptibility $\chi_{\text{ac}}(\omega)$ shows characteristic behavior associated with the single relaxation time τ . The single τ is a simple approximation and is often used to describe the dynamics of these materials.^{14–19)} Measurements of $\chi_{\text{ac}}(\omega)$ on single-crystalline samples and powder samples of DTO have revealed that the temperature dependence of τ exhibits a plateau-like behavior between 2 and 10 K and a rapid increase upon cooling below 2 K.^{14–18)} Monte Carlo (MC) simulations^{12,13)} reproduced this behavior of τ at $T \geq 2$ K, supporting the picture of diffusively moving monopoles to a certain extent. More recent MC simulations and experiments showed that the rate of hop-

ping of monopoles to nearest neighbor sites (i.e., diffusion constant) depends strongly on temperature, giving rise to a marked increase in τ below 1 K.¹⁸⁾

In this work, we have performed dynamical MC simulations to obtain the $\chi_{\text{ac}}(\omega)$ of the spin ice DTO by applying an ac magnetic field. We used the single-spin-flip Metropolis algorithm for the dipolar spin-ice model^{20–22)} in order to simulate the diffusive dynamics of monopoles.^{12,13)} The purpose of the present work is to directly calculate $\chi_{\text{ac}}(\omega)$ and compare it with experimental data of $\chi_{\text{ac}}(\omega)$ for DTO, and then to explore the monopole dynamics. In particular, our main effort is focused on investigating the *frequency dependence* of $\chi_{\text{ac}}(\omega)$, in the hope that the present method can be used to analyze experimental data of $\chi_{\text{ac}}(\omega)$ published in Refs. 14–19, 23 and 24. We compare our τ with Jaubert's τ , which has been computed from the autocorrelation of magnetization.^{12,13)}

2. Calculations and Experiments

The Hamiltonian used in the simulations is that of the dipolar spin ice model.^{20–22)}

$$\begin{aligned} \mathcal{H} = & -\mu_{\text{eff}} \sum_{i,a} \mathbf{S}_i^a \cdot \mathbf{H} - \sum_{\langle(i,a),(i,b)\rangle} J_{i,a;j,b} \mathbf{S}_i^a \cdot \mathbf{S}_j^b \\ & + Dr_{nn}^3 \sum_{i,j,a,b} \left[\frac{\mathbf{S}_i^a \mathbf{S}_j^b}{|\mathbf{R}_{ij}^{ab}|^3} - \frac{3(\mathbf{S}_i^a \cdot \mathbf{R}_{ij}^{ab})(\mathbf{S}_j^b \cdot \mathbf{R}_{ij}^{ab})}{|\mathbf{R}_{ij}^{ab}|^5} \right], \end{aligned} \quad (1)$$

where \mathbf{S}_i^a , with the unit length $|\mathbf{S}_i^a| = 1$, represents the spin vector parallel to the local $\langle 111 \rangle$ direction at the sublattice site a in the unit cell of the fcc lattice site i . The first term represents the Zeeman interaction between the spins with the effective moment $\mu_{\text{eff}} = 9.866 \mu_B$ and the magnetic field \mathbf{H} . The second and third terms are the exchange and dipolar interactions, respectively. We used the nearest-, second-, and third-neighbor interactions of $J_1 = -3.41$ K, $J_2 = 0.14$ K, and $J_3 = -0.025$ K, respectively, and the dipolar interaction parameter $D =$

*E-mail address: takatsu@tmu.ac.jp

1.32 K.^{23,24)} These parameters were adjusted to reproduce many experimental data of DTO, improving the simulation²⁰⁾ using the two parameters J_1 and D . We also performed simulations with $J_1 = -3.72$ K and $D = 1.41$ K ($J_2 = J_3 = 0$), in order to compare our results with previous works in Refs. 12 and 13.

To obtain $\chi_{ac}(\omega)$, we performed MC simulations on the basis of the single-spin-flip Metropolis algorithm. In this simulation, the MC-step per spin, t_{MC} , is used also as the time of an oscillating ac magnetic field $\mathbf{H}(t_{MC}) = \mathbf{H}_0 \sin(\omega t_{MC})$, where $\omega = 2\pi f$. The MC-step t_{MC} is regarded as very similar to the real time t_{real} of the measurements of $\chi_{ac}(\omega)$, that is, we assume $t_{MC} = A t_{real}$, whose details will be explained later. The real and imaginary parts of $\chi_{ac}(\omega) [= \chi'(\omega) - i\chi''(\omega)]$ were calculated as

$$\chi'(\omega)\mathbf{H}_0 = \frac{1}{N_{MC}} \sum_{t_{MC}=1}^{N_{MC}} \mathbf{M}(t_{MC}) \sin(\omega t_{MC}),$$

$$\chi''(\omega)\mathbf{H}_0 = \frac{1}{N_{MC}} \sum_{t_{MC}=1}^{N_{MC}} \mathbf{M}(t_{MC}) \cos(\omega t_{MC}), \quad (2)$$

where N_{MC} is the number of total MC steps and $\mathbf{M}(t_{MC})$ represents the uniform magnetization sampled at each $t_{MC} = 1, 2, \dots, N_{MC}$. Note that a similar method has been employed for calculating the $\chi_{ac}(\omega)$ of spin glass.²⁵⁾

To compare the simulated $\chi'(\omega)$ and $\chi''(\omega)$ with the experimental values, the T -dependent conversion factor from the MC time to the real time, $A(T) \equiv t_{MC}/t_{real}$, was used. This factor $A(T)$ was estimated by comparing the $\chi_{ac}(\omega)$ of simulations and experiments. We simulated the systems with a system size of 2916 spins up to $N_{MC} = 4 \times 10^5$ MC steps/spin. A periodic boundary condition was used. We typically used a magnetic field strength of $|\mathbf{H}_0| = 100$ Oe. Although this value is larger than the experimentally used $|\mathbf{H}_0|$,^{14-19,26,27)} we confirmed that $\chi'(\omega = 0)$ does not depend on $|\mathbf{H}_0|$ for $|\mathbf{H}_0| = 20, 50, 100$, or 200 Oe at 0.6 or 1 K. We also confirmed that $\chi_{ac}(\omega)$ is isotropic with respect to the field direction, which was tested by applying a magnetic field along both $[111]$ and $[11\bar{2}]$. This result is in fact consistent with the experimental observations.^{16,17)}

It should be noted that a temperature-independent factor $A(T)$ was used in studies described in Refs. 12 and 13 to compare between experimentally evaluated τ and calculated τ by MC simulations, where the auto-correlation of magnetization was used.^{12,13)} It was argued that the T -independent factor $A(T)$ means that all the monopole or spin dynamics are taken into account by the MC simulation, which uses the Metropolis algorithm with a single-spin-flip dynamics, where monopoles move diffusively. In contrast, we need to use T -dependent $A(T)$, implying that there are some other mechanisms not taken into account by the MC simulation. Roughly speaking, the values of $A(T)$ were evaluated from peak positions of $\chi''(\omega)$: $A(T) = f_{p,exp}/f_{p,MC}$, where $f_{p,MC}$ and $f_{p,exp}$ are the peak positions of $\chi''(\omega)$ in the MC simulations and experiments, respectively. These peak positions are related to τ for the single- τ approximation: $\tau_{MC} = 1/2\pi f_{p,MC}$ and $\tau_{exp} = 1/2\pi f_{p,exp}$. A similar

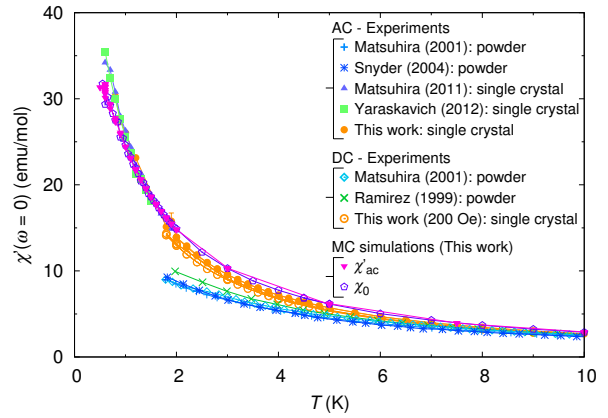


Fig. 1. (Color online) Temperature dependence of the real part of $\chi_{ac}(\omega)$ in the dc limit, $\chi'(\omega = 0)$ and dc susceptibility. The simulated $\chi'(\omega = 0)$ well reproduces the experimental results obtained for single crystals, but not those for powder samples. It is also in agreement with the standard zero-field susceptibility $\chi_0 \propto \langle M^2 \rangle / T$ calculated by simulations.

method for estimating such a conversion factor has been used in a recent work.¹⁸⁾

We performed measurements of $\chi_{ac}(\omega)$ on a single-crystalline sample of DTO, because there is a slight discrepancy in previous experimental results between single crystals and polycrystals at about 2 K (Fig. 1). We used a rectangular crystal cut into a thin plate with a size of approximately $3 \times 5 \times 0.2$ mm³ and a mass of 19.6 mg. A wide plane of the sample includes the $[111]$ and $[11\bar{2}]$ directions. Because the demagnetization factors for these directions are small enough ($N = 0.08$ and 0.05 , respectively²⁸⁾), we did not perform the demagnetization correction. Note that, as will be discussed later, the demagnetization effect sensitively affects the precise estimation of τ_{exp} for spin ice compounds.^{17,19)} $\chi_{ac}(\omega)$ was measured using a commercial superconducting quantum interference device (SQUID) magnetometer (Quantum Design MPMS) down to 1.8 K and a mutual inductance method below 2 K in a ³He refrigerator. An ac magnetic field H_{ac} with a strength of 0.1, 1, or 5 Oe-rms was applied along the $[11\bar{2}]$ direction. $\chi_{ac}(\omega)$ at different frequencies ranging from 1 Hz to 1.5 kHz was measured and the background signal was subtracted.

3. Results

3.1 Temperature dependence of $\chi_{ac}(\omega)$ in the dc limit

In Fig. 1, we present the temperature dependence of the calculated and observed $\chi'(\omega)$ values, compared with previous results. The dc limit of $\chi'(\omega) [= \chi'(\omega = 0)]$ of the simulation is in reasonable agreement with the experimental results of the single crystals. It also exhibits the same behavior of the zero-field susceptibility $\chi_0 \propto \langle M^2 \rangle / T$ calculated by simulations, where $\langle M^2 \rangle$ represents the fluctuation of the uniform magnetization. We confirmed that the $\chi'(\omega = 0)$ of our single crystal matches previous results of single crystals,^{16,17)} smoothly varying at about 2 K (Fig. 1). These results ensure the reliability of the results of the simulations and experiments at the first step.

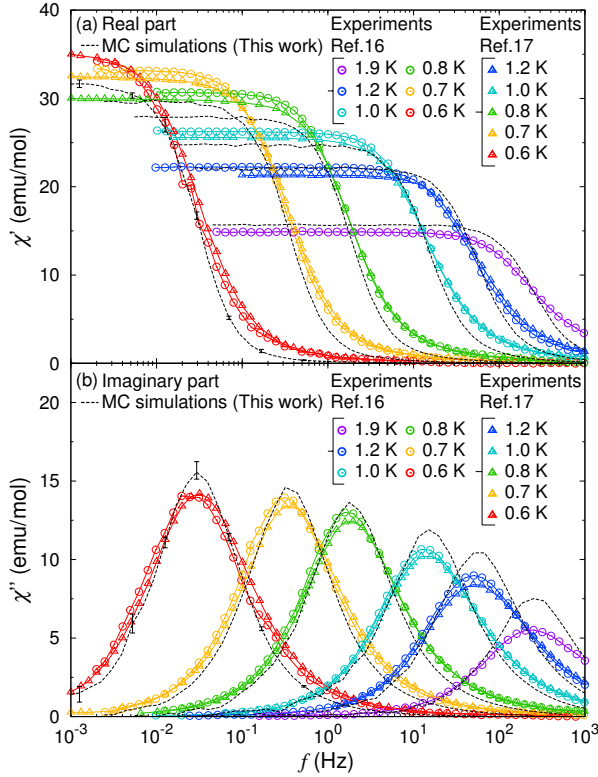


Fig. 2. (Color online) Comparison of the frequency-dependent $\chi_{ac}(\omega)$ between experiments using single crystals^{16,17} and MC simulations. (a) Real parts of $\chi_{ac}(\omega)$, $\chi'(\omega)$, at several temperatures. (b) Imaginary parts of $\chi_{ac}(\omega)$, $\chi''(\omega)$, at the same temperatures as those in (a). Dashed lines represent the results of simulations, where the timescale was adjusted to that of experiments by the conversion factor of $A(T)$ (see text for details). Bars for simulated data represent error bars.

3.2 Frequency dependence of $\chi_{ac}(\omega)$

Figure 2 shows the frequency dependence of $\chi_{ac}(\omega)$. We confirm that the calculated $\chi_{ac}(\omega)$ is in reasonable agreement with the observations in the temperature range from 0.6 to 1.0 K, where the spin-ice correlations strongly develop and the monopole picture provides a good description for DTO.^{3,4,11} We can thus expect that our simulations will reproduce well the monopole dynamics in $\chi_{ac}(\omega)$. One can see that there is a slight discrepancy above 1.2 K, which becomes more obvious in the behavior of $\chi''(\omega)$. In Fig. 3, we present a comparison between the calculated and observed frequency dependences of $\chi''(\omega)/\chi'(\omega=0)$ at higher temperatures above 1.8 K. The discrepancy between simulations and observations becomes clearer at higher temperatures. We will discuss this issue in Sect. 4.

The temperature dependence of the conversion factor $A(T)$, estimated using the experimental data in Refs. 14, 16, and 17, is plotted in Fig. 4. $A(T)$ shows a crossover behavior; it is constant between 2 and 10 K and rapidly changes upon cooling. In particular, it exhibits the Arrhenius-type temperature dependence $A(T) \propto \exp(-\Delta/T)$ below 1 K. The activation energy Δ is roughly obtained as $\Delta = 4$ K, which is consistent with the previous result.¹⁸ These imply that the dynamics that is not taken into account by the MC simulation be-

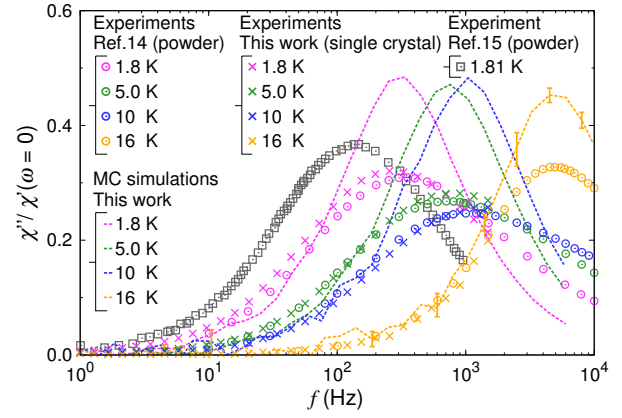


Fig. 3. (Color online) Comparison of $\chi''(\omega)$ between experiments and MC simulations at temperatures above 1.8 K. The experimental data in Ref. 14 obtained using a powder sample is approximately the same as our experimental data on the single-crystalline sample obtained at the same temperatures (cross symbols). In contrast, there is a clear discrepancy between the data in Ref. 15 and our single-crystal data. This discrepancy is likely due to demagnetization effects.^{17,19} Dashed lines with colors represent results of MC simulations.

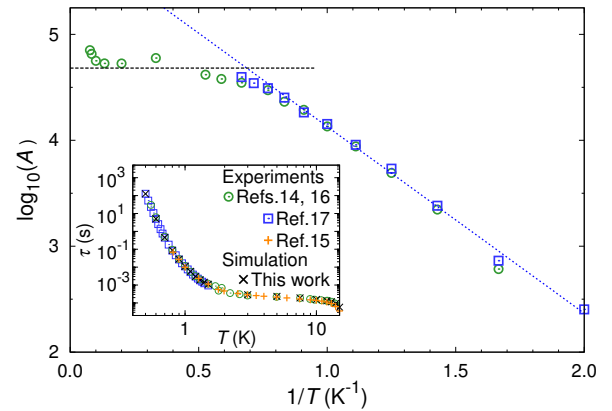


Fig. 4. (Color online) The conversion factor $A(T)$ from real time to MC simulation time is plotted as a function of $1/T$. The inset shows the temperature dependence of the relaxation time τ . Cross symbols in the inset indicate the τ of our simulations, which were adjusted by $A(T)$. According to Ref. 18, τ in the graph was rescaled by multiplying τ in Refs. 14-17 by a factor of $1/2\pi$. Moreover, τ in Ref. 15 is multiplied by a factor of 0.5 in addition to $1/2\pi$, because demagnetization effects cause a clear discrepancy of the data in Ref. 15, as shown in Fig. 3.^{15,17}

comes crucial for the anomalous increase in τ_{exp} below 1 K. In the Fig. 4 inset, τ_{MC} scaled by $A(T)$ and τ_{exp} evaluated from several works are summarized. Note that the data in Ref. 15 is adjusted by multiplying it by a factor of 0.5 since demagnetization effects cause a definite discrepancy of the data of Ref. 15, as also shown in Fig. 3.^{15,17} It is known that large demagnetization effects affect the precise estimation of $f_{p,exp}(=1/2\pi\tau_{exp})$.^{17,19}

3.3 Temperature dependence of τ_{MC}

In Fig. 5, we present τ_{MC} as a function of temperature, which is estimated from the peak positions of $\chi''(\omega)$ using the relation $\tau_{MC} = 1/2\pi f_{p,MC}$. We found that τ_{MC}

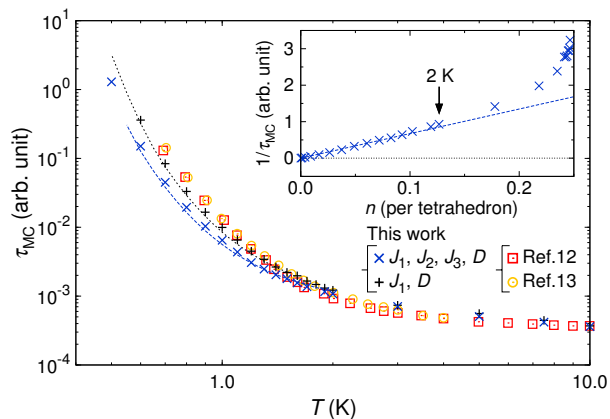


Fig. 5. (Color online) Temperature dependence of relaxation time in MC simulations, τ_{MC} . Results under parameters of J_1 - J_2 - J_3 - D and of only J_1 - D slightly deviate from each other. This is significant at temperatures below 2 K. Instead, both τ_{MC} values show the same temperature dependence of the inverse of the monopole density n : the dashed line shows the result of the J_1 - J_2 - J_3 - D calculation, and the dotted line shows the result of the J_1 - D calculation. In order to compare our results with the results in Refs. 12 and 13, the y -axis of τ_{MC} is shifted so that it matches the value of Ref. 13 at 2 K. The same constant is used for shifting τ_{MC} for both results of the J_1 - J_2 - J_3 - D and J_1 - D calculations. The inset shows $1/\tau_{MC}$ as a function of n per tetrahedron. The linear relation is realized at temperatures below about 2 K.

continuously changes upon cooling, and approximately varies with the inverse of the monopole density n , which is calculated from the number of 3-in 1-out spin configurations per tetrahedron. As is clear in the Fig. 5 inset, one can see a linear relation between $1/\tau_{MC}$ and n at temperatures below about 2 K where the monopole density n is small. Note that such a linear relation is theoretically predicted for the single-spin-flip Metropolis dynamics.^{10, 29)}

We found that the τ_{MC} values are slightly different between the simulations using the parameters of J_1 - J_2 - J_3 - D and of only J_1 - D . This discrepancy becomes apparent at temperatures below 2 K and suggests that additional parameters of J_2 and J_3 give a more quantitative behavior of τ_{MC} . In fact, it is known that these parameters are important for describing the ground state in a magnetic field.^{22, 24)} Nevertheless, we note that the change in $A(T)$ is much larger at $T < 2$ K [Fig. 4]. This result implies that the other mechanism is more crucial than the difference between these additional exchange parameters and that it plays an important role in the rapid increase in τ_{exp} below 1 K.

We confirmed that the temperature dependence of τ_{MC} is in reasonable agreement with the results in Refs. 12 and 13. The slight discrepancy is probably due to the effect of the estimation of τ_{MC} : it was extracted by fitting multiple relaxation times in the autocorrelation function,^{12, 13)} whereas τ_{MC} was evaluated from the peak positions of $\chi''(\omega)$ as a single- τ in our simulations [Fig. 2(b)]. This discrepancy is also negligible for the change in $A(T)$, and therefore we expect that both τ_{MC} extracted from $\chi''(\omega)$ and from the autocorrelation function can be useful for the estimation of τ in simulations.

4. Discussion

The frequency dependence of $\chi_{ac}(\omega)$ of DTO was analyzed by MC simulations based on the single-spin-flip Metropolis algorithm. It is realized that the observed $\chi_{ac}(\omega)$ is adequately characterized by simulated behaviors, particularly below 1 K, where the spin-ice correlation develops. This means that the diffusive motion of monopole defects dominates the dynamics, giving rise to a nearly single- τ frequency dependence of $\chi_{ac}(\omega)$. In contrast, $\chi_{ac}(\omega)$ at higher temperatures deviates from that in the simulations, which is apparent in the temperature range of 2–10 K. This result is likely due to the dynamics being not fully simulated by our numerical procedure. It is considered that in an actual material, other complex motions can appear at $T > 2$ K, which cause the distribution of τ_{exp} and spread the frequency dependence of $\chi_{ac}(\omega)$. In fact, the density of all-in and all-out double defects tends to increase above 4 K.¹³⁾ Such contributions may lead to additional effects on and interactions with diffusively moving monopole defects, which affect relaxation processes and time. Further improvement in the estimation of τ beyond the single- τ model is needed in this temperature region.

We confirmed that $A(T)$ is temperature-dependent. In particular, such a T -dependent $A(T)$ appears at temperatures below 1 K. This result suggests that the diffusive motion of monopoles depends on temperature, i.e., the diffusion constant is temperature-dependent. It is reminiscent of the fact that a strong field associated with spin-ice correlations affects the flipping of a spin, or impurities confine the motion of monopoles, which result in a temperature-dependent hopping rate of monopoles.¹⁸⁾ This is characterized by the Arrhenius-type behavior below 1 K [Fig. 4 inset]. Note that such type of diffusion constant has recently been found in a vortex dynamics in superconducting films, which show an exponential decay of the diffusion constant, possibly originating from the pinning of vortex cores.³⁰⁾

We realized that $A(T)$ in our simulations exhibits approximately the same behavior as the conversion factor given in Ref. 18, in which τ_{MC} was also computed by MC simulations on the basis of the single-spin-flip dynamics, while considering open boundary conditions and the surface and impurity effects.¹⁸⁾ In our simulations, the periodic boundary condition was used, and the surface and impurity effects were not taken into account. We thus think that, within the single-spin-flip dynamics and our simulation accuracies, the qualitative behavior of $A(T)$ can be captured. However, such conditions and effects are important for describing the detailed behavior of $\chi_{ac}(\omega)$ in the dc limit.¹⁸⁾

Finally, it is also worth noting here that the ac magnetic response in simulations matching the experimental behavior below 1 K implies that the motion of magnetic monopoles in the spin ice originates from diffusion, as suggested in several works,^{11, 12, 29, 31)} since the single-spin-flip dynamics simulates the diffusive motion of monopoles or spins. It is reminiscent of a nearly single- τ curve of the frequency-dependent relative permittivity related to the electron-gas-like behavior of H_3O^+ and

OH^- ionic defects in water ice,³²⁾ analogous to the behavior of the monopole and antimonopole simulated in our MC simulations. Therefore, a hallmark of the diffusive motion of monopoles in $\chi_{\text{ac}}(\omega)$ can be seen in the simulated curve of $\chi''(\omega)$, which reasonably reproduces the experimental results.

5. Conclusions

We have investigated the frequency dependence of the ac susceptibility $\chi_{\text{ac}}(\omega)$ of $\text{Dy}_2\text{Ti}_2\text{O}_7$ by Monte Carlo (MC) simulations on the basis of a single-spin-flip Metropolis algorithm, where an ac magnetic field is applied and the ac magnetization and $\chi_{\text{ac}}(\omega)$ are computed. We demonstrated that the calculated $\chi_{\text{ac}}(\omega)$ well reproduces the experimentally measured $\chi_{\text{ac}}(\omega)$ in the temperature range from 0.6 to 1.0 K, where spin-ice correlations develop. We consider the T -dependent conversion factor of simulation time to real time, in order to reproduce the marked increase in relaxation time below 1 K. This means that there are some mechanisms for the dynamics that are not taken into account in the simulations, suggesting that the diffusion constant or the rate of hopping of monopoles to nearest-neighbor sites strongly depend on temperature. The present study suggests that our method of directly calculating $\chi_{\text{ac}}(\omega)$ from the MC simulation is useful for the analyses of the experimentally measured $\chi_{\text{ac}}(\omega)$ of the spin ice in the low- T state^{14–19, 26)} as well as in a dc magnetic field,^{27, 33, 34)} which has been considered to be a playground for studying fractionalized magnetic monopoles.

Acknowledgments

We thank Y. Okabe for fruitful discussions about MC simulations. This work was supported by a Grant-in-Aid for Scientific Research on Priority Areas ‘Novel States of Matter Induced by Frustration’ from the Ministry of Education, Culture, Sports, Science and Technology.

- 1) H. T. Diep: *Frustrated Spin Systems* (Singapore: World Scientific, Boca Raton FL, 2004)
- 2) C. Lacroix, P. Mendels, and F. Mila: *Introduction to Frustrated Magnetism: Materials, Experiments, Theory* (Springer, New York, 2011)
- 3) A. P. Ramirez, A. Hayashi, R. J. Cava, R. Siddharthan, and B. S. Shastry: *Nature* **399** (1999) 333.
- 4) S. T. Bramwell and M. J. P. Gingras: *Science* **16** (2001) 1495.
- 5) M. J. Harris, S. T. Bramwell, D. F. McMorrow, T. Zeiske, and K. W. Godfrey: *Phys. Rev. Lett.* **79** (1997) 2554.
- 6) S. T. Bramwell, M. J. Harris, B. C. den Hertog, M. J. P. Gingras, J. S. Gardner, D. F. McMorrow, A. R. Wildes, A. L.

- Cornelius, J. D. M. Champion, R. G. Melko, and T. Fennell: *Phys. Rev. Lett.* **87** (2001) 047205.
- 7) K. Matsuhira, Y. Hinatsu, K. Tenya, and T. Sakakibara: *J. Phys.: Condens. Matter* **12** (2000) L649.
- 8) H. Kadowaki, Y. Ishii, K. Matsuhira, and Y. Hinatsu: *Phys. Rev. B* **65** (2002) 144421.
- 9) J. Bernal and R. Fowler: *J. Chem. Phys.* **1** (1933) 515.
- 10) I. A. Ryzhkin: *JETP* **101** (2005) 481.
- 11) C. Castelnovo, R. Moessner, and S. L. Sondhi: *Nature* **451** (2008) 42.
- 12) L. D. C. Jaubert and P. C. W. Holdsworth: *Nat. Phys.* **5** (2009) 258.
- 13) L. D. C. Jaubert and P. C. W. Holdsworth: *J. Phys.: Condens. Matter* **23** (2011) 164222.
- 14) K. Matsuhira, Y. Hinatsu, and T. Sakakibara: *J. Phys.: Condens. Matter* **13** (2001) L737.
- 15) J. Snyder, B. G. Ueland, J. S. Slusky, H. Karunadasa, R. J. Cava, and P. Schiffer: *Phys. Rev. B* **69** (2004) 064414.
- 16) K. Matsuhira, C. Paulsen, E. Lhotel, C. Sekine, Z. Hiroi, and S. Takagi: *J. Phys. Soc. Jpn.* **80** (2011) 123711.
- 17) L. R. Yaraskavitch, H. M. Revell, S. Meng, K. A. Ross, H. M. L. Noad, H. A. Dabkowska, B. D. Gaulin, and J. B. Kycia: *Phys. Rev. B* **85** (2012) 020410(R).
- 18) H. M. Revell, L. R. Yaraskavitch, J. D. Mason, K. A. Ross, H. M. L. Noad, and H. A. Dabkowska: *Nat. Phys.* **9** (2012) 34.
- 19) J. A. Quilliam, L. R. Yaraskavitch, H. A. Dabkowska, B. D. Gaulin, and J. B. Kycia: *Phys. Rev. B* **83** (2011) 094424.
- 20) B. C. den Hertog and M. J. P. Gingras: *Phys. Rev. Lett.* **84** (2000) 3430.
- 21) R. G. Melko and M. J. P. Gingras: *J. Phys.: Condens. Matter* **16** (2004) R1277.
- 22) J. P. C. Ruff, R. G. Melko, and M. J. P. Gingras: *Phys. Rev. Lett.* **95** (2005) 097202.
- 23) T. Yavorskii, T. Fennell, M. J. P. Gingras, and S. T. Bramwell: *Phys. Rev. Lett.* **101** (2008) 037204.
- 24) Y. Tabata, H. Kadowaki, K. Matsuhira, Z. Hiroi, N. Aso, E. Ressouche, and B. Fak: *Phys. Rev. Lett.* **97** (2006) 257205.
- 25) M. Picco, F. Ricci-Tersenghi, and F. Ritort: *Phys. Rev. B* **63** (2001) 174412.
- 26) J. Snyder, J. S. Slusky, R. J. Cava, and P. Schiffer: *Nature* **413** (2001) 48.
- 27) L. Bovo, J. A. Bloxsom, D. Prabhakaran, G. Aeppli, and S. T. Bramwell: *Nat. Commun.* **4** (2013) 1535.
- 28) A. Aharoni: *J. Appl. Phys.* **83** (1998) 3432.
- 29) C. Castelnovo, R. Moessner, and S. L. Sondhi: *Phys. Rev. B* **84** (2011) 144435.
- 30) V. A. Gasparov and I. Božović: *Phys. Rev. B* **86** (2012) 094523.
- 31) D. J. P. Morris, D. A. Tennant, S. A. Grigera, B. Klemke, C. Castelnovo, R. Moessner, C. Czternasty, M. M. K. C. R. J. U. Hoffmann, K. Kiefer, S. Gerischer, D. Slobinsky, and R. S. Perry: *Science* **326** (2009) 411.
- 32) V. F. Petrenko and R. W. Whitworth: *Physics of Ice* (Oxford University Press, New York, 1999)
- 33) M. J. Matthews, C. Castelnovo, R. Moessner, S. A. Grigera, D. Prabhakaran, and P. Schiffer: *Phys. Rev. B* **86** (2012) 214419.
- 34) H. Takatsu, K. Goto, H. Otsuka, R. Higashinaka, K. Matsubayashi, Y. Uwatoko, and H. Kadowaki: *J. Phys. Soc. Jpn.* **82** (2013) 073707.