

Centralized and Cooperative Transmission of Secure Multiple Unicasts using Network Coding

Shahriar Etemadi Tajbakhsh Parastoo Sadeghi Rodney Kennedy

Research School of Engineering

College of Engineering and Computer Science

The Australian National University

Canberra, Australia

Emails: {shahriar.etemadi-tajbakhsh,
parastoo.sadeghi, rodney.kennedy}@anu.edu.au

Abstract

We introduce a method for securely delivering a set of messages to a group of clients over a broadcast erasure channel where each client is interested in a distinct message. Each client is able to obtain its own message but not the others'. In the proposed method the messages are combined together using a special variant of random linear network coding. Each client is provided with a private set of decoding coefficients to decode its own message. Our method provides security for the transmission sessions against computational brute-force attacks and also weakly security in information theoretic sense. As the broadcast channel is assumed to be erroneous, the missing coded packets should be recovered in some way. We consider two different scenarios. In the first scenario the missing packets are retransmitted by the base station (centralized). In the second scenario the clients cooperate with each other by exchanging packets (decentralized). In both scenarios, network coding techniques are exploited to increase the total throughput. For the case of centralized retransmissions we provide an analytical approximation for the throughput performance of instantly decodable network coded (IDNC) retransmissions as well as numerical experiments. For the decentralized scenario, we propose a new IDNC based retransmission method where its performance is evaluated via simulations and analytical approximation. Application of this method is not limited to our special problem and can be generalized to a new class of problems introduced in this paper as the cooperative index coding problem.

I. INTRODUCTION

A large volume of traffic in data communication networks is dedicated to serving the demands of individuals or the so-called *unicasts*. With the rapid growth of the number of network users and their appetite for reliable high data rate multimedia applications, maintaining a desirable quality of service requires careful and innovative design at different layers of the communication protocol. This is especially true for wireless communication networks, given their scarce bandwidth resources, and for unicast traffic, given that users are essentially competing with each other for more bandwidth.

Traditionally, unicasts have been considered as independent flows of information which should be directed separately toward the intended destinations. The pioneering work by Ahlswede et al. [1], however,

has changed this rigid view of the network. Originally, [1] showed that by allowing different information flows to be combined at intermediate nodes, the capacity of multicast networks can be achieved. This concept, which is now known as network coding, has since been studied in other communication scenarios and network settings including multiple unicasts [2]–[4] and broadcast [5]–[10] in wireless networks that are subject to packet erasures. It is noted that optimization of the network coded schemes to achieve the best throughput or delay performance in such networks is, in general, a highly non-trivial problem [2], [6] and is the subject of on-going research [11]–[13]. An additional important issue in the case of multiple unicasts is that by mixing different flows and broadcasting them over the wireless channel, the secrecy of users' traffic should not be compromised.

The main aim of this paper, which is an extension of the previous work by the authors [14], is to answer this question: *How can one exploit the benefits of network coding for serving multiple unicasts over an erasure broadcast wireless channel while maintaining bandwidth efficiency and users' information secrecy?* To this end, we consider a wireless communication system consisting of one base station and a number of users or clients. Initially, the base station uses network coding to combine the information of different users together (in the form of linearly coded packets) and broadcasts them to all the users. For now assume that users' information secrecy is somehow ensured. The coded packets are subject to erasures in the wireless channel. Then we study two different settings in the system. In the first setting, which we will refer to as the *centralized case*, we assume that the only possible way of communication is between each user and the base station (the users cannot exchange any information with each other). Therefore, the base station will be in charge for retransmission of the missing packets until each client can decode and obtain its own information. In the second setting, which we will refer to as the *decentralized or cooperative case*, after the initial connection to the base station, users who are in vicinity of each other are allowed to cooperate with each other (by exchanging information) to compensate for the missing packets and eventually obtain their intended information. The main advantage of the decentralized scenario is that the short range links among nearby users are faster, cheaper and more reliable. Moreover a considerable

fraction of the bandwidth of the base station, which was supposed to be dedicated to retransmissions, is freed for other purposes. The ultimate goal in both settings is to complete the unicast sessions using as small number of retransmissions as possible while maintaining users' information secrecy with proven computational cost of eavesdropping.

To clarify the problem consider the following example where four wireless clients c_j , $1 \leq j \leq 4$ are each interested in downloading a distinct message x_j . Each message is assumed to be an element of a finite field \mathbb{F}_q . The base station linearly combines these messages to generate p_1 , p_2 , p_3 and p_4 and broadcasts them to all clients. The relationship between the original messages x_1 to x_4 and the coded ones p_1 to p_4 is captured through

$$\begin{pmatrix} x_1 \\ x_2 \\ x_3 \\ x_4 \end{pmatrix} = \begin{pmatrix} \alpha_{11} & \alpha_{12} & \alpha_{13} & \alpha_{14} \\ \alpha_{21} & \alpha_{22} & \alpha_{23} & \alpha_{24} \\ \alpha_{31} & \alpha_{32} & \alpha_{33} & \alpha_{34} \\ \alpha_{41} & \alpha_{42} & \alpha_{43} & \alpha_{44} \end{pmatrix} \begin{pmatrix} p_1 \\ p_2 \\ p_3 \\ p_4 \end{pmatrix}$$

where $\alpha_{ij} \in \mathbb{F}_q$ are called the decoding coefficients. However to maintain users' message secrecy, each row of the decoding coefficient matrix is exclusively made known to the corresponding user using a combination of public and private channels. For instance, α_{41} , α_{42} , α_{43} , α_{44} are only provided to c_4 by the base station.

Now imagine that each client has received a subset of $P = \{p_1, p_2, p_3, p_4\}$ due to downlink erasures. As an example, suppose that the users have initially received $P_1 = \{p_1, p_2, p_3\}$, $P_2 = \{p_2, p_3, p_4\}$, $P_3 = \{p_3, p_4, p_1\}$, and $P_4 = \{p_4, p_1, p_2\}$, respectively. Also assume that $\alpha_{jj} = 0$ but $\alpha_{ij} \neq 0$ for $i \neq j$, meaning that each client c_j does not need p_j but needs all other packets for decoding its message. So it is clear that each client has received an unnecessary packet p_j and is still missing one needed packet. Without network coding, four separate retransmissions are required to complete each clients' collection. If network coding is used in the centralized setting, only one transmission by the base station such as $p_1 + p_2 + p_3 + p_4$ is

enough, which is decodable by all the clients. In the cooperative setting, since none of the clients has the entire set of coded messages, the total number of exchanged packets might exceed that in the centralized case. In this particular example, any client is able to satisfy the demands of the other three. For example, client c_2 can transmit $p_1 + p_3 + p_4$. But clearly another transmission is needed to deliver p_1 to c_2 . Therefore, two transmissions are needed in total, but as mentioned earlier, these transmissions are generally faster and more reliable.

A. *Our Contributions and Distinctions with Related Work*

We propose a novel method to ensure the secrecy of the users' network decoding coefficients. The core idea is for the base station to privately distribute two permutation functions to each user which are then employed to decrypt the location and value of individual decoding coefficients from two commonly-available location and value sets. We provide the computational cost for an eavesdropper for deciphering each user's message. We highlight that there is a key difference between the way we ensure message secrecy using network coding and those such as [15]–[17]. In particular, the common approach in the literature is to assume that the eavesdropper becomes aware of the *coding* coefficients along the wiretapped links because they are publicly broadcast. In this paper, coding coefficients are not broadcast along with the coded packets. Instead, we provide a technique so that the *decoding* (and not the coding) coefficients corresponding to each client are privately delivered to each client. Therefore, an eavesdropper with finite computational resources would not be able to decode any message even if it has received all the coded packets. **Recently we have shown that our proposed method is provably weakly secure in an information theoretic sense [?], i.e. the eavesdropper even with an unbounded computational power can not obtain any *meaningful* information. The idea of hiding network coding coefficients has been studied in [18] for multicast scenarios and [19] for transmitting different layers of a multimedia file where each user has access to a certain number of layers according to its subscription level. Our scheme considers multiple unicasts and also it is easily extensible to more general scenarios as it will be discussed in Section III.**

The centralized retransmission scenario from the base station to the clients is essentially an index coding problem [20].¹ Our contribution in this case is to provide an iterative expression to approximate the number of retransmissions from the base station that is required to satisfy the demands of all clients in the presence of packet erasures during retransmissions. Our approach builds upon graph representation of the index coding problem in [21] and the heuristic algorithms in [8] to find maximal cliques in the graph **and removing them from the graph by transmitting an instantly decodable combination of corresponding packets**. More specifically, the analysis is based on **approximating the typical size of the maximal clique found over a random graph with appropriately chosen parameters which are updated after each clique removal at each transmission round**. We will verify the theoretical results via simulations.

The decentralized retransmission scenario, in which the clients cooperate to obtain their missing coded packets, is coined as cooperative data exchange problem in the literature [22]–[24] and had been also studied in [25], [26]. To the best of our knowledge, however, all previous work on the subject have considered the broadcast flow, in which all clients are interested in all messages.

Our work is more general because it considers multiple unicast flows with the important notion of secrecy and includes the broadcast setting as a special case (in which case all decoding coefficients are announced publicly to all clients). Our contribution is to first propose **a random graph-based model for the decentralized setting** and a variant of the heuristic algorithm in [8] for finding maximal cliques at the clients. **In the suggested graph model, a local graph is associated to each client as well as a global graph which is similar to the graph in [8]. Each local graph is produced according to the set of packets which are held by that specific client to make sure that client is able to map cliques removed from its local graph to an instantly decodable packet. The largest clique over all the local graphs is chosen for removal. All the other local graphs and the global graph are updated**

¹In the index coding problem, each client has received a subset of packets $P_j \subset P$ which excludes p_j and requires the single packet p_j . The goal of the base station who knows all the packets in P is to satisfy the demand of all clients with the minimum number of transmissions using network coding. In our problem, if a client is missing multiple packets, it can be broken into multiple virtual clients each with a single missing packet and the index coding problem applies.

accordingly upon decoding and obtaining a new packet. We will verify the theoretical results via simulations.

Before concluding this section, we highlight some particular differences with [4], [27] and our preliminary work in [14]. The work in [4] provided analytical expressions to approximate the throughput of network coded hybrid ARQ systems for multiple unicasts. However, they did not consider the issue of secrecy. The work in [27] considered the problem of weakly secure coded cooperative data exchange. However, they considered a broadcast (and not multiple unicasts) setting. **In other words, all the target recipients of the entire set of packets in [27], can decode and obtain all the packets but the packets remain hidden from an eavesdropper wiretapping some of the links, however in our work different clients can decode their own distinct message but the message remains hidden from other clients and also any external eavesdropper. Finally, the current paper extends our previous work [14] in different ways. [14] only considers the decentralized scenario where in the current paper, centralized scenario is added as well. Moreover the heuristic method of generating instantly decodable packets is computationally more efficient than the one used in [14] and the throughput performance of the proposed method is approximated using some results from random graph theory.**

II. SYSTEM MODEL AND PRELIMINARIES

We consider a group of n clients $C = \{c_1, \dots, c_n\}$. Each client c_i is interested in *securely* receiving a distinct message $x_i \in X = \{x_1, \dots, x_n\}$, where each message x_i is an element of a finite field \mathbb{F}_q .² A transmission scheme is said to be *secure* if each client c_i is able to obtain its own message x_i , but not the others' messages. We denote the vector of all messages as $\mathbf{X} = [x_1, \dots, x_n]$.

Our proposed method includes three phases, which are briefly explained here and will be discussed in detail in the rest of this paper. For more clear exposition, we will mainly focus on the general case of multiple unicasts with message secrecy. However, in Section III we discuss how the results of this paper include public message broadcast as a special case.

²In a practical setting, each message can be composed of multiple elements of \mathbb{F}_q , where similar operations are applied to all the elements within a message. The number of elements in each message, m , determines the message and coded packet length.

- *Broadcast*: In the broadcast phase, the messages are combined using a special form of random linear network coding (RLNC) [28] and the resulting packets which are denoted by $P = \{p_1, \dots, p_n\}$, are broadcast to all the clients. The vector of the generated packets is denoted by $\mathbf{P} = [p_1, \dots, p_n]$. There are two main differences with practical/traditional RLNC schemes. The first difference is that the coding coefficients are not sent along in the header of the packet, as it is often the case in practice [29]. The reason for this is to maintain message secrecy as will be briefly explained shortly (see Section IV for more details). So we can think of this RLNC as a type of *blind* RLNC. The second difference is that coding is done in such a way that not all coded packets in P will be needed to decode a particular message x_j (see also Section III). So we can think of this RLNC as *partial* RLNC. Each client c_j might miss any of the packets in P with a probability p_e^j . For simplicity, we assume $p_e^j = p$ is equal for all the clients and is constant during the transmission process.
- *Key Sharing*: The encoding process forms a mapping between each original message x_i and the set of generated packets P represented by $x_i = f_i(p_1, \dots, p_n)$. Each function f_i is privately and securely delivered to the corresponding receiver (**e.g. as a private key**), c_i , during the key sharing phase. This function should not be guessable for an eavesdropper with limited computational resources.
- *Packet Recovery*: As mentioned earlier, the broadcast channel between the base station and the clients is modeled as a packet erasure channel. Consequently, after the broadcast phase, each client c_i might have received a subset of the packets represented by Γ_i . Depending on function f_i , client c_i might need to receive some more packets (not necessarily all packets in $P \setminus \Gamma_i$) to be able to obtain its own message x_i .

In this paper, we consider two different schemes for packet recovery. The first one is a centralized scheme where the base station is in charge for retransmissions. In this case the problem can be formulated as a standard index coding. In the second scheme, the clients are assumed to be separated from the base station once each packet is received by at least one client and the clients cooperate with each other by exchanging packets to obtain all the packets they need to decode. This scheme can be regarded as *cooperative or*

decentralized index coding.

The broadcast phase is common between centralized and cooperative schemes, which is the subject of Section III. In Section IV-A, we propose our key sharing scheme and evaluate its secrecy level. Sections V and VI are dedicated to the packet recovery phase for the centralized and cooperative schemes, respectively. These two sections include heuristic algorithms for efficient network coded retransmissions, as well as some theoretical approximations on the performance of the proposed algorithms and numerical experiments. The paper is concluded in Section VII.

III. BROADCAST PHASE

In the broadcast phase, messages are combined together using linear network coding and are broadcast to all the clients. However, the coefficients are not publicly announced. Instead, each client is provided with a private set of decoding coefficients which enable each client to decode and obtain its own message but not the others'. Each client might need to receive a subset of packets depending on how the decoding coefficients are defined by the base station.

We define the decoding matrix \mathbf{A} and denote the i -th row of matrix \mathbf{A} by \mathbf{A}_i . In its most general form, at each row \mathbf{A}_i , the number of non-zero elements is denoted by r_i . The rest of elements at each row are set to be zero. The non-zero elements at each row are placed randomly and are chosen randomly from the finite field \mathbb{F}_q . In Section IV, we will describe how the base station can use a method with low communication overhead for sharing the keys with the clients. For simplicity, in this paper we assume $r_i = r$ is identical for all the clients. The set of indices of non-zero elements for each client is represented by I_i . The base station solves the following system of linear equations to generate the set of packets P .

$$\mathbf{X}^T = \mathbf{A}\mathbf{P}^T \quad (1)$$

The resulting set of packets are broadcast to all the clients.³ According to the above equation, each message x_i is a linear combination of a subset of packets $R_i = \{p_j : \forall j \in I_i\}$, i.e. $x_i = \mathbf{A}_i\mathbf{P}$. In other

³The probability that the decoding matrix \mathbf{A} is non-singular is given in [30].

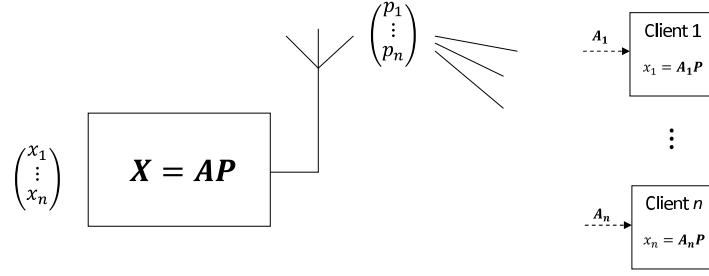


Fig. 1. The proposed coding scheme

words, each client c_i needs to obtain the set R_i to be able to decode and retrieve its own message x_i . Moreover, each client would not be able to retrieve the message of another client c_j as it does not have access to A_j . **Fig. 1 provides a schematic vision of the coding approach proposed in this paper.**

If each client c_i is aware of I_i , it would be able to turn off its receiver when the other packets are transmitted by the base station to save its battery. But this will reduce the amount of side information available at each client. This side information is later exploited to enable either the base station or the clients to combine more packets in a single transmission during the packet recovery phase. Therefore, to achieve a higher bandwidth efficiency, if the clients are not informed of I_i and keep their radios switched on during the entire broadcast phase, the total number of retransmissions by the base station or the clients is expected to be smaller.

Interestingly, the coding method of the this paper shifts the burden of matrix inversion operations to the base station, which often has very large computational resources and only a linear summation over a finite field is left for decoding at mobile clients. This will provide more freedom to choose larger field sizes. As it will be shown later in Section IV-A, operations over larger field sizes are less vulnerable against brute force guesses by a wiretapper or an eavesdropping client. Moreover, our proposed scheme can be easily extended to more general scenarios where each client is interested in receiving an arbitrary subset of messages. Suppose a client c_i wishes to receive a subset $U \subseteq X$, where $U = \{x_{i_1}, \dots, x_{i_{|U|}}\}$. To apply the proposed coding method in this paper, the base station only needs to provide all the corresponding rows of matrix A required for decoding and retrieving the set U to client c_i , i.e. $A_i, \forall i \in \{i_1, \dots, i_{|U|}\}$. This has been extensively discussed in [14]

IV. KEY SHARING PHASE

As mentioned earlier, the vector \mathbf{A}_i contains crucial information for decoding at client c_i . Therefore, it should be delivered privately and securely to client c_i . We note that for each \mathbf{A}_i , the location of non-zero coefficients and their values in the finite field are sufficient for its complete description. The core idea of our key sharing method is as follows. Each user is securely provided with two unique permutation functions for deciphering the locations and values of its decoding coefficients. The role of these functions is to map publicly known location and value sets, which are broadcast to everyone by the base station, into privately-known individual keys. In other words, each client infers a different *meaning* (decryption) from two common sets of locations and values. Below, we formalize our proposed method and quantify the computational cost of breaking the ciphers in a brute-force manner **if the probability distribution of the target message over its alphabet is known to eavesdropper.**

Definition 1. We denote a permutation of the elements of a set B with $\Pi_B^i : B \rightarrow B$, which is a one-to-one and covering function that (randomly) maps an element $\alpha \in B$ to another element in $\beta \in B$ ($\Pi_B^i(\alpha) = \beta$). Here i is an arbitrary index, which will be used later to specify a client.

Definition 2. We denote the set of all non-zero elements in \mathbb{F}_q by $Q = \{\alpha_1, \dots, \alpha_{q-1}\}$. Also, $\tilde{N} = \{1, \dots, n\}$ is the set of all positive integers smaller than $n + 1$.

The decoding coefficients are generated securely as follows:

- 1) Each client c_i is given a pair of unique permutation functions Π_Q^i and $\Pi_{\tilde{N}}^i$ as private keys.
- 2) The base station generates a subset of Q , denoted by Z_r , consisting of r elements randomly drawn from Q . It also generates a subset of \tilde{N} , denoted by Y_r , consisting of r elements randomly drawn from \tilde{N} . The elements of the sets Y_r and Z_r are represented by y_i and z_i for $i = 1, \dots, r$, respectively. These sets act as public keys and are publicly broadcast to all the clients.
- 3) Each row \mathbf{A}_i of the matrix of the decoding coefficients is generated by setting $\mathbf{A}_i(\Pi_{\tilde{N}}^i(y_j)) = \Pi_Q^i(z_j)$ for $j = 1, \dots, r$.

- 4) Each client c_i uses the reverse functions $\Pi_{\tilde{N}}^i$ and Π_Q^i to decrypt the set of decoding coefficients from Z_r and Y_r .

Although the clients are receiving the same sets Z_r and Y_r from the base station, the decryption process in each client c_i results in different set of decoding coefficients since the functions $\Pi_{\tilde{N}}^i$ and Π_Q^i are different for each client. In other words, we use a private key ciphering method to deliver the decoding coefficients to each client, where the vector of decoding coefficients, \mathbf{A}_i , can be envisaged as a secret key for the client c_i to decode its own message. **The main advantage of using this method is to reduce the overhead of updating the decoding coefficients as each time only broadcasting one pair of common sets Z_r and Y_r is sufficient for updating the decoding coefficients of all the clients. Updating the decoding coefficients might be necessary to increase the level of secrecy against brute force guess as it will be discussed in the following.**

A. Computational Cost of Brute-force Guesses

One main concern of this paper is to provide a secure method of transmission for multiple unicasts over a shared broadcast channel while the advantages of cooperation and/or network coding is incorporated. That this type of privacy can be provided by hiding the decoding coefficients and transmitting the corresponding decoding coefficients privately to each client using any secure method. However, one might be concerned about the privacy level that can be guaranteed. In other words, how easy it is for one of the clients, say c_i (or an external eavesdropper who is tapping the channel) to obtain some information about an individual message x_j .

Clearly there is not an algebraic method to find the solution of a system of linear equations while the coefficients are not known. However, since the operations are performed over a finite field, the total number of possibilities for choosing the decoding coefficients is limited by the size of the field q , the number of clients n and the *coding rate*, defined as the number non-zero elements r in each \mathbf{A}_i . In other words the adversary may run a set of brute-force trials to examine all the possibilities of decoding coefficients to observe a message which would be most likely to be an original message. The following

theorem determines the average computational resources needed to reveal a message by applying a finite set of trials in a brute force scenario.

Theorem 1. *An eavesdropping client c_i needs to try $\frac{\min\{(q-1)^r, (q-1)!n!\}+1}{2}$ on average for $q > 2$, to make a correct guess about the decoding coefficients \mathbf{A}_j of the client c_j , $j \neq i$.*

Proof: The problem is equivalent to the following problem. Suppose that there are M keys out of N keys that can open a locked door. It can be shown (using some combinatorics) that on average $\frac{N+1}{M+1}$ trials are required to find the first correct key without replacement of the keys. In our problem, there is only one correct key (decoding coefficient) for each client. Therefore, $M = 1$. In order to find N , we proceed as follows.

As will be seen in the next two sections, in order for the clients to obtain their missing packets for decoding, they need to reveal the location of non-zero decoding coefficients either to the base station or to other clients using public broadcast channels. This will help to identify the *Has*, *Lacks* and *Wants* set of each client for devising an efficient network coded retransmission phase (**Definition of the mentioned sets will be provided in Section V**). Each non-zero entry in \mathbf{A}_i can take $q - 1$ different values from the finite field \mathbb{F}_q . Therefore, c_i needs to make guesses over a space of $(q - 1)^r$ different possibilities. However, if $(q - 1)!n! < (q - 1)^r$, then the attacker would prefer to make guesses over the permutation functions $\Pi_{\tilde{N}}^i$ and $\Pi_{\tilde{Q}}^i$ with $n!$ and $(q - 1)!$ possibilities each. Therefore, the total number of possible keys is $\min\{(q - 1)^r, (q - 1)!n!\}$ and the theorem is proved. ■

Moreover, in an information theoretic sense, two types of security can be considered. To be unconditionally secure [15], [31], [32], the length of the key should be equal to the message. In that case, since the decoding coefficients act as key, unconditional security implies that after each round of transmitting single- element messages (a message with one element from the finite field \mathbb{F}_q), a new set of decoding coefficients should be generated and broadcast to all the clients. If the unconditional security is relaxed to a weaker definition of security similar to [16], then it is possible to transmit longer messages (more than one element of \mathbb{F}_q) as the eavesdropper cannot obtain any meaningful information about the individual

messages, although some information about the joint distribution of the messages might be leaked. **This notion has been partially discussed in [14], where it is proven that our suggested scheme is weakly secure in general and is unconditionally secure if the decoding coefficients are refreshed after each round of transmission both for a finite field of size $q = 2$, i.e. \mathbb{F}_2 .**

V. CENTRALIZED PACKET RECOVERY VIA THE BASE STATION

The downlink channel between the base station and each client is modeled as a packet erasure link. After the initial broadcast phase each client c_i might have missed each packet with probability p . From the set of missing packets by client c_i those packets which are in the set R_i should be retransmitted either by the base station or a neighboring client. In this section we analyze retransmissions by the base station. We use a matrix S to denote the reception status of each packet for all the clients. Each entry s_{ij} in matrix S denotes the reception status of packet p_j for client c_i which can take one of the following three values:

- $s_{ij} = 1$ if client c_i initially holds packet p_j . The set of packets initially received by c_i is represented by $\Gamma_i \subseteq P$ (*Has set*).
- $s_{ij} = 2$ if client c_i initially does not hold packet p_j but needs that packet to recover its own message. The set of such elements for client c_i is denoted by $\Omega_i = \bar{\Gamma}_i \cap R_i$ (*Wants set*).
- $s_{ij} = 3$ if client c_i neither holds the packet p_j nor needs it to recover its own message. These elements are shown by $\Psi_i = \bar{\Gamma}_i \cap \bar{R}_i$.

The *Lacks set* is the set of packets which have not been received by client c_i , i.e. the set $\bar{\Gamma}_i = \Omega_i \cup \Psi_i$.

It should be noted that the mentioned sets are updated during the packet recovery phase, however for simplicity, we do not use an index of time for these sets.

We assume each client sends an ACK or NACK feedback to the base station in an error-free phase to acknowledge reception of each packet. Therefore the base station can form the matrix S .

This problem is an instance of index coding problem where each client c_i holds a subset of packets denoted by $\Gamma_i \in P$ and is interested in receiving another subset $\Omega_i \in P$ where $\Gamma_i \cap \Omega_i = \emptyset$, but $\Gamma_i \cup \Omega_i$ is

not necessarily equal to P . Finding an optimal transmission solution for index coding in its general form has been proven to be NP-hard [20], [33]. In [21] a heuristic algorithm is proposed to find a possibly sub-optimal solution where at each transmission an instantly decodable packet is generated. An instantly decodable packet is a linear combination of a subset of packets which is immediately decodable by some of the clients and is discarded by the others. In other words, using our notations in this paper, if client c_i initially holds a subset $\Gamma_i \subset P$ and receives a linear combination of the packets in $\Gamma_i \cup \{p_\ell \in \bar{\Gamma}_i\}$ for some $1 \leq \ell \leq n$, it would be able to instantly decode and detach p_ℓ . Moreover, [8] suggests an improved version of the algorithm in [21] to minimize the broadcast completion delay, where the clients with larger number of packet demands are given priority (using a weighting mechanism) while the instantly decodable packets are generated. We apply **the same** heuristic as in [8] to minimize the total number of transmissions. **However, we use a different analytical approach to approximate the number of required transmissions using the mentioned heuristic.**

A. Algorithm

At first, the index coding problem is converted to an equivalent graph $G(V, E)$. Each packet $p_j \in \Omega_i$ is mapped to a distinct vertex denoted by v_{ij} , in other words, there exists a vertex for each packet in the *Wants* sets of each client. Two vertices v_{ij} and v_{kl} are connected by an edge if one of the following conditions holds:

- Vertices v_{ij} and $v_{kj'}$ are connected if $j = j'$. In other words if clients c_i and c_k are seeking the same packet p_j .
- Vertices v_{ij} and v_{kl} are connected if $p_j \in \Gamma_k$ and $p_l \in \Gamma_i$. In other words, each client holds the demanded packet by the other one.

A subset $\hat{V} = \{v_{i_1 j_1}, \dots, v_{i_m j_m}\} \subseteq V$ for some $m \leq n$ forms a clique if any two vertices in \hat{V} are connected by an edge in G . Such a clique is equivalent to a subset of packets denoted by $\mathcal{P}_V \subseteq P$. XORed version of the packets in this subset, i.e. $\bigoplus_{p_u \in \mathcal{P}_V} p_u$ is instantly decodable by the target clients.

We also denote the neighborhood of a vertex v_{ij} as the set of vertices which are connected to v_{ij} by an edge and we denote it by $\mathcal{N}_{ij} = \{v_{ts} : (v_{ij}, v_{ts}) \in E\}$. We define the weight of each vertex v_{ij} as follows:

$$w_{ij} = |\Omega_i| \sum_{v_{ts} \in \mathcal{N}_{ij}} |\Omega_t| \quad (2)$$

The algorithm for generating instantly decodable packets to transmit to all the clients by the base station is given in Algorithm. 1. In Alg. 1, at each round of the algorithm the vertices are ordered according

Algorithm 1 Packet Recovery via Base Station

```

while  $V \neq \emptyset$       %The set of vertices
 $V_{temp} = V$ 
 $\hat{V} = \emptyset$ 
Calculate  $w_{ij}$  's for  $G$ .      %According to equation (2)
  while  $V_{temp} \neq \emptyset$       % Nodes with higher weights added to the clique
     $v^* = \operatorname{argmax}_{w_{ij}} \{V_{temp}\}$ 
     $V_{temp} \leftarrow V_{temp} \setminus v^*$ 
    If  $\hat{V} \cup v^*$  is a clique
       $\hat{V} \leftarrow \hat{V} \cup v^*$ 
    End if
  End while
 $P_{\hat{V}} = \{p_j : v_{ij} \in \hat{V}\}$ 
Broadcast the packet  $p_B = \bigoplus_{p_g \in P_{\hat{V}}} p_g$  to all the clients.
For  $i = 1 : n$       % Matrix  $S$  is updated for some clients
  If client  $c_i$  received the packet  $p_B$ 
    If  $v_{ij} \in \hat{V}$ 
       $s_{ij} = 1, \Gamma_i \leftarrow \Gamma_i \cup \{p_j\}, \Omega_i \leftarrow \Omega_i \setminus \{p_j\}, V \leftarrow V \setminus \{v_{ij}\}$ 
    End if
  End if
End for
End while

```

to their weights. The vertex with maximum weight is considered as the first one in a list of vertices. The other vertices are added to the list if they form a clique with the **existing** ones in the list. Therefore, at each round of the algorithm, a list of vertices is generated which is equivalent to an instantaneously decodable packet for the clients in the clique and is broadcast to all clients. Each receiver might receive the retransmitted packet with probability $1 - p$ (We assume the probability of erasure remains constant during

broadcast and recovery phases). The sets Γ_i , Ω_i and matrix S are updated for those target ⁴ clients that received the retransmitted packet without error. Those vertices for which their equivalent missing packet is received by the corresponding client are removed from $G(V, E)$.

B. Analysis of throughput

The algorithm discussed in this section tries to find the clique with maximum size at each round of transmission (Although this can not be guaranteed and the algorithm may find suboptimal size cliques). Graph $G(V, E)$ in our problem, **can be modeled as a random graph by nature**. A random graph $\mathcal{G}(N, \pi)$ is used to model and represent the actual graph $G(V, E)$ and is defined with two parameters: the number of vertices (denoted by N) and the probability that there exists an edge between two specific vertices (denoted by π). **Parameters N and π in our problem will be identified soon in this section.**

Each client is interested in receiving a specific set of r packets. Since the probability of erasure is assumed to be constant for all the transmissions, the number of missing packets by each client is a Bernoulli random variable. Therefore, the average number of demanded packets by each client is rp . Consequently, the expected number of vertices in \mathcal{G} is $N = nrp$. We use this average instead of the actual number of vertices which is a random variable (summation of n binomial random variables) which simplifies our analysis but at the price of losing some precision.

If the retransmissions were error-free, the problem could be modeled as a clique partitioning problem [21]. However, since the reception of retransmitted packets at all the target receivers cannot be guaranteed, one cannot assure that the entire set of vertices in the corresponding cliques are removed. As a consequence, the problem would be different from the standard clique partitioning problem. The following theorem provides an approximation for the total number of required transmissions incorporated in the recovery phase.

⁴Here, by the target user we mean those users which are able to obtain one packet in their *Wants* set Ω_i . Later in this section, we will show that if any user which is able to decode and obtain a packet within its *Lacks* set is targeted the throughput would be higher, however the energy consumption of the users increases as they have to keep their radios switched on for more transmissions

In the following, we provide an approximate assessment for the total number of required transmissions for large graphs (as $N \rightarrow \infty$).

Theorem 2. *The total number of required transmissions T is approximated by:*

$$\begin{aligned}
T &= \max t \\
&\text{s.t.} \\
N_{t+1} &= N_t - 2(1-p) \frac{\log N_t}{\log \frac{1}{\pi}} \\
\hat{p}(t+1) &= \hat{p}(t) - \frac{N_{t+1} - N_t}{nr} \\
N_t &> 0 \\
N_0 = N, \pi &= \frac{n-1}{n} [(1 - \hat{p}(t))^2 + \hat{p}(t)^2], \hat{p}(0) = p
\end{aligned}$$

where N_t is the size of the remaining number of vertices found by the algorithm at the end of t 'th transmission and $\hat{p}(t)$ approximates the probability of missing a packet (or equivalently the probability of a packet to be in the lacks set of a client) at round t , where $\hat{p}(0)$ is set to be p before the algorithm starts.

Proof: At each round, the algorithm searches to find the largest clique for removal (However maximality cannot be guaranteed as the algorithm is a heuristic). In 1976, Bollandas and Erdos proved [34] that the size of the largest clique in a large random graph $\mathcal{G}(N, \pi)$ is as follows (as $N \rightarrow \infty$):

$$\mathcal{X}_N = \frac{2 \log N}{\log \frac{1}{\pi}} \quad (3)$$

At each transmission, a combination of p_i 's is generated based on the clique found by the algorithms and is broadcast to all the clients. However each client receives a packet with probability $1-p$. Therefore, at t 'th transmission, $(1-p)\mathcal{X}_{N_t}$ nodes are removed. The algorithm continues until all the nodes are removed from \mathcal{G} . This results in the specified recursive relation between N_t and N_{t+1} after t 'th transmission. Therefore $T = \max t$ indicates the number of transmissions incorporated.

The probability π that two nodes are connected together is obtained as follows:

$$\begin{aligned} \pi &= P((v_{ij}, v_{kl}) \in E) = P[(p_j \in \Gamma_k), (p_l \in \Gamma_i), (i \neq k)] + P[((p_j = p_l) \notin (\Gamma_i \cup \Gamma_k)), (i \neq k)] \\ &= P(i \neq k)[P((p_j \in \Gamma_k)P(p_l \in \Gamma_i) + P(p_j \notin \Gamma_i)P(p_j \notin \Gamma_k))] = \frac{n-1}{n}[(1-p)^2 + p^2] \end{aligned} \quad (4)$$

In other words an edge exists between two nodes in \mathcal{G} if either they demand the same packet or if each of them holds the packet demanded by the other one.

At each round, the number of packets which are made known to the clients is $N_{t+1} - N_t$ out of the total number of nr packet receptions required for all clients to decode. We can claim that this number is virtually proportional to $\frac{n}{r}(N_{t+1} - N_t)$ out of n^2 packets considering the total number of possible packet receptions at all clients (n packets for n clients). Therefore, to update the probability of missing a packet, one might roughly expect that $\frac{\frac{n}{r}(N_{t+1} - N_t)}{n^2} = \frac{N_{t+1} - N_t}{nr}$ should be subtracted from $p(t)$ at round $t + 1$ resulting in $\hat{p}(t + 1)$. π is updated accordingly at each round t . ■

In the next subsection, the effect of parameters r and p on the **total number of transmissions** of the system is examined via simulations. Moreover, theorem 2 is verified via simulations.

C. Numerical Experiments

In our numerical experiments we follow two main goals:

- The effect of the erasure probability p and the coding rate r on the performance of the system (total number of required transmissions) is evaluated. It is expected that the observed quality of service by each client would be proportional to the performance of the entire system as the sets R_i are identified randomly (**R_i is the set of packets client c_i needs to receive to be able to obtain its own message**). Larger values of r leads to more required transmissions as each client might need to receiver more packets to decode and consequently more packets are likely to be missed by each client. However, there is a trade-off between the coding rate r and secrecy against computational (brute-force attacks). Therefore, it is important to find a reasonable range for r considering the computational capacity of

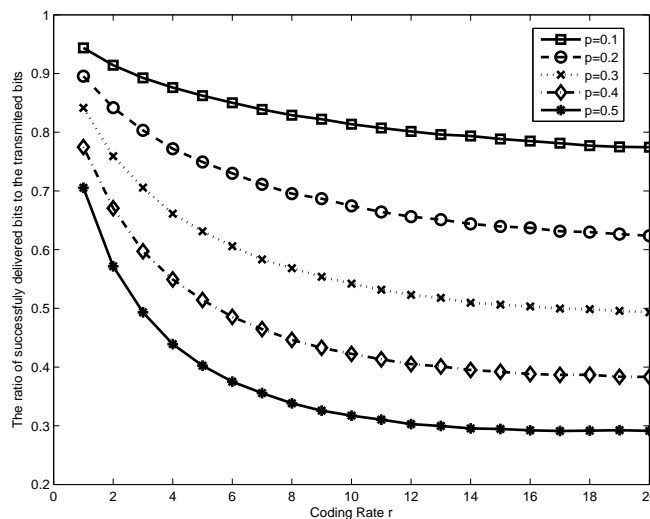


Fig. 2. Total number of transmissions for different values of r .

an eavesdropping client (See section IV-A).

- Theorem. 2 is verified by numerical experiments. As mentioned in the proof of theorem. 2, the results are more precise for larger number of nodes in the random graph \mathcal{G} . Therefore, an approximation error is observed between simulation results and theory.

We have run 1000 rounds of simulation for a set of $n = 20$ clients. We have considered five different values of erasure probability: $p = 0.1$, $p = 0.2$, $p = 0.3$, $p = 0.4$ and $p = 0.5$. Operations are assumed to be performed in a sufficiently large field size. We further assume that the probability of erasure is constant during the initial broadcast phase and packet recovery and is identical for all the clients and the feedbacks from each client is correctly received by the base station. Fig. 2 shows the average ratio of the total number of successfully decoded packets to total number of transmitted packets. Since we have assumed that each client is interested in one distinct message, the number of packets that should be successfully decoded at the end is n . Therefore, if we denote the number of packets transmitted during the packet recovery phase by T , Fig. 2 shows $\frac{n}{n+T}$ for different values of r for the corresponding values of erasure probability p . Fig. 3 compares the result of simulations with the result of theorem 2. We have run 1000 rounds of experiments for $n = 100$ clients and $r = 60$. In each experiment, the number of removed nodes have been recorded and the average value of these numbers are shown in the figure. As discussed earlier,

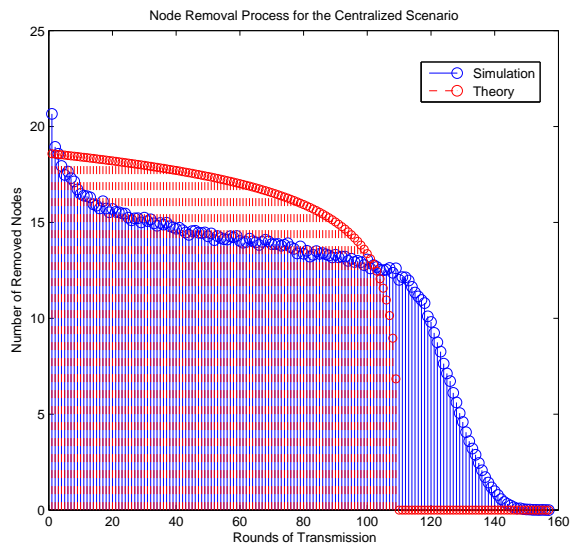


Fig. 3. Theory vs. simulations for the packet recovery via base station.

because of the erasure over the downlink channel between the base station and the clients, all the nodes within a clique found by the algorithm are not guaranteed to be removed. Also, as mentioned earlier, there is an understandable gap between simulations and theory as the theorem applies to large number of nodes ($N \rightarrow \infty$). Another interesting observation also has been made to examine a modified version of algorithm 1. In the basic version, the algorithm only updates those receiver who have been *target recipients* of the transmitted packet at each round, i.e. those c_i 's which are able to decode a packet in their Ω_i 's. However, in the modified version, the algorithm updates all the clients which are able to instantly decode and obtain a packet regardless of if that belongs to their demanded packets or not (the decoded packet might belong to Ψ_i or Ω_i). This policy helps each client c_i to extend its *has* set faster than the current version as more packets are decoded and buffered by each client. This will obviously increase the chance of coding more packets together at each round of transmission (to produce an instantly decodable packet). However, it should be noted that the average energy consumed by the receiver device at each client is different for the basic and modified versions. We assume that each client is informed of which packets are coded together priori at the beginning of each transmission round. Therefore, each client can turn off its radio if the packet is not intended for that client. Hence, in the modified version each client should listen to those packets (and consume energy) which it can decode, but in the current version each client c_i only listens

to those packets which it can decode and are in its set Ω_i . **Throughput performance of the modified version is difficult to be analyzed theoretically, however we have evaluated its throughput and energy consumption via simulations.** We have run 1000 rounds of experiments for both versions where $p = 0.3$ and r varies from $r = 1$ to $r = 20$ for $n = 20$ clients. Fig. 4 shows the average total number of transmissions and Fig. 5 compares the two versions for the average number of packet receptions by each client, i.e. the number of transmission rounds that a client should turn on its radio to receive a packet. As it can be inferred from Fig. 4 and Fig. 5, the modified version performs better in terms of total number of transmissions, however this would be at the price of more energy consumption by the receivers.

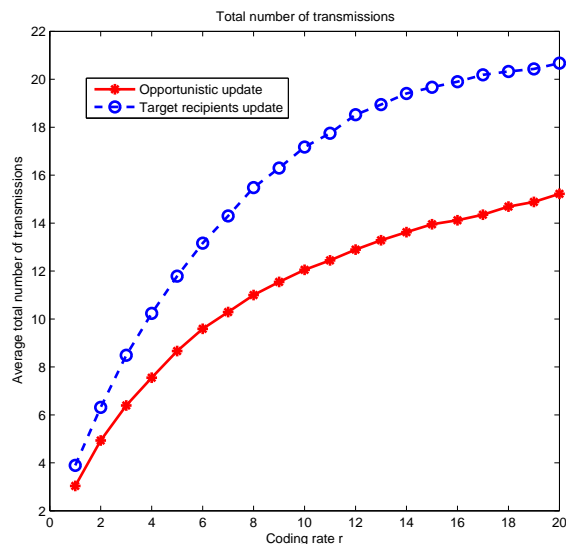


Fig. 4. Total number of transmissions for the current and modified version of the algorithm

VI. DECENTRALIZED PACKET RECOVERY VIA COOPERATION

In Section III, we assumed that the base station is in charge for packet recovery (retransmissions). In this section, we consider a different possibility: clients can be separated from the base station and work together to obtain their required packets. Short range links among the clients are fast, cheap and reliable. More importantly, a considerable amount of base station bandwidth which was supposed to be used for retransmissions is released and can be used for other purposes.

We assume the clients can be divided into clusters such that, each client is able to send packets to the

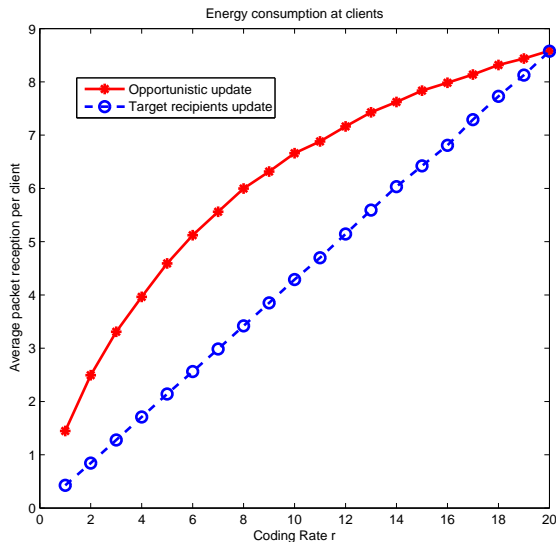


Fig. 5. Average number of packet receptions by a client for the current and modified version of the algorithm

other clients within the same cluster and each client receives a packet transmitted by a neighbor with a probability p' (which is different from the erasure probability p over the downlink). We denote the m -th cluster in the network with $C^m \subseteq C$. We assume each client can belong to only one cluster.

The broadcast and key sharing phases are identical to centralized scenario. Also the matrix S has a similar definition. However, in the cooperative scenario each client should inform the other clients in the same cluster about the identity of packets it has received and packets it is looking for. If we denote the i -th row of matrix S with S_i , then each client $c_i \in C^m$, should send S_i to its neighbors in C^m . We assume these transmissions are reliable, so each client is aware of the what each neighbor has received and which packets it needs to be able decode its message.

A. Algorithm

The problem discussed in this section can be called *cooperative index coding problem*. The problem is formally defined as follows:

Definition 3 (Cooperative Index Coding Problem). *We consider the group of clients (called as a cluster) $C^m \subseteq C$. Each client $c_i \in C^m$ has received a subset $\Gamma_i \in P$ and requires a subset $\Omega_i \in P$. We further assume $\bigcup_{\forall i: c_i \in C^m} \Gamma_i = P$, i.e. the clients in C^m hold the entire set of packets collectively. The clients*

cooperate with each other by exchanging functions of their packets to help each c_i to obtain Ω_i . The minimum number of transmissions is desired.

Since each client has only received a subset of packets, it would be only able to generate combinations of packets within its own set Γ_i . **This leads us to the idea of generating local graphs for all the clients, where each local graph is generated for the same set of vertices. However, only those edges which their both end vertices are mapped from packets within the has set of a client are included in its local graph. Therefore, removing a clique from a local graph corresponding to a specific client c_u is translated to generating a coded packet by client c_u which is instantly decodable by others. In the following the process of generating local graphs is formally described. The main graph $G(V, E)$ is generated as described in Section V.**

For each client c_u a corresponding local graph is represented by $G_u(V, E_u)$. Each packet $p_j \in \Omega_i$ is mapped to a vertex v_{ij} . The set of all vertices is denoted by V and is identical for all the local graphs. Two vertices are connected by an edge in G_u if one of the following conditions hold:

- There exist an edge $e_{ijkj'}^u \in E_u$ between vertices v_{ij} and $v_{kj'}$ if $j' = j$ and $i \neq k$ in the main graph $G(V, E)$ and $p_j \in \Gamma_u$.
- There exist an edge $e_{ijkl}^u \in E_u$ between vertices v_{ij} and v_{kl} if $p_j \in \Gamma_k$ and $p_l \in \Gamma_i$ for $i \neq k$ and also $p_j, p_l \in \Gamma_u$.

In other words, $E_u \subseteq E, \forall u \in \{1, \dots, n\}$. A subset $\hat{V}^u = \{v_{i1j1}, \dots, v_{i\ell j\ell}\}$ for some $\ell \leq n$ forms a clique in a local graph G_u if any two vertices \hat{V}^u are connected by an edge in G_u . In that case client c_u is able to generate an instantaneously decodable packet for the clients $c_{i1}, \dots, c_{i\ell}$.

Each local graph is weighted using the same criteria in Section III. The neighborhood of a vertex v_{ij} in graph G_u is denoted by $N_{ij}^u = \{v_{ts} : (v_{ij}, v_{ts}) \in E_u\}$. We define the weight of each vertex v_{ij} as follows:

$$w_{ij}^u = |\Omega_i| \sum_{v_{ts} \in N_{ij}^u} |\Omega_t| \quad (5)$$

Alg. 2 provides a heuristic to generate an instantly decodable packet by one of the clients at each round

of transmission. The algorithm attempts to remove as many nodes as possible at each round. Alg. 2 is a modified version of Alg. 1 suitable for the cooperative scenario. At each round, the algorithm selects the largest clique among the maximal cliques found by the clients (maximum of the maximums) for transmission where each client applies one round of Alg. 1 to its local graph. For simplicity, we have used indices i, j and matrix S locally for an arbitrary cluster $C^m \subseteq C$.

Algorithm 2 Packet Recovery via Cooperation

```

while  $V \neq \emptyset$ 
 $M = []$ 
 $V_{temp} = V$ 
 $\hat{V}^u = \emptyset, \forall u = 1, \dots, |C^m|$ 
Calculate  $w_{ij}$ 's for  $G$  and  $G_u$  for  $u = 1, \dots, |C^m|$       %According to Eq. (2) and Eq. (5), respectively.
For  $u = 1 : |C^m|$ 
    while  $V_{temp} \neq \emptyset$ 
         $v^* = \operatorname{argmax}_{w_{ij}} \{V_{temp}\}$ 
         $V_{temp} \leftarrow V_{temp} \setminus v^*$ 
        If  $\hat{V} \cup v^*$  is a clique
             $\hat{V} \leftarrow \hat{V} \cup v^*$ 
        End if
    End while
 $M(u) = |(\hat{V}^u)|$ 
End for
 $u_0 = \operatorname{argmax}_u M$ 
 $\hat{V} = \hat{V}^{u_0}$   $P_{\hat{V}} = \{p_j : v_{ij} \in \hat{V}\}$ 
Broadcast the packet  $p_C = \bigoplus_{p_g \in P_{\hat{V}}} p_g$  to all the clients.
For  $i = 1 : |C^m|$ 
    If client  $c_i$  received the packet  $p_C$ 
        If  $v_{ij} \in \hat{V}$ 
             $s_{ij} = 1, \Gamma_i \leftarrow \Gamma_i \cup \{p_j\}, \Omega_i \leftarrow \Omega_i \setminus \{p_j\}, V \leftarrow V \setminus \{v_{ij}\}$ 
        End if
    End if
End for
End while

```

B. Analysis of throughput

The main issues which differentiate the cooperative (decentralized) scenario from the centralized scenario can be explained as follows:

- There is not a central entity which holds the entire set of packets. Each client has received a subset.

If $\Gamma_i \cup \Omega_i = P$ (or $r = n$) for all $i = 1, \dots, n$, the problem reduces to the cooperative data exchange

problem discussed in [22]–[24] which has a linear programming solution if the packets are allowed to split into smaller fractions. However, in its general form, as discussed earlier, it can be explained as cooperative index coding problem.

- Since we assumed that for each packet p_j there exist at least one client c_i that $p_j \in \Gamma_i$, if in the broadcast phase a packet is not received by any of the clients, it should be retransmitted once again by the base station which affects the initial distribution of packets in a statistical sense (in the second or later transmissions of packet p_j there is a chance that more clients receive it).
- The probability p' that a packet which is transmitted by a client c_i , is received by c_k , is different from the probability of erasure over the downlink between the base station and each client.

As the first step, the probability that the client c_i would have received a specific packet p_j should be clarified (which is denoted by p_{eff}). The base station stops transmitting a specific packet p_j if it would have been received by at least one of the clients. We assume the base station receives perfect feedback from the clients on the reception status of each packet. The probability that none of the clients have not received packet p_j after t transmissions by the base station, and client would have received packet p_j at $(t+1)$ 'th transmission in a cluster of size $|C^m|$ is $(1-p)(p^{|C^m|})^t$. Theoretically t can be infinite, therefore:

$$\begin{aligned}
 1 - p_{eff} &= \\
 &= (1-p) + (1-p)(p^{|C^m|}) + (1-p)(p^{|C^m|})^2 + \dots \\
 &= (1-p) \sum_{t=0}^{\infty} (p^{|C^m|})^t = \frac{1-p}{1-p^{|C^m|}}
 \end{aligned} \tag{6}$$

Secondly, each local graph is modeled as a random graph $\mathcal{G}_u(N, \pi_u)$. Each node is expected to miss rp_{eff} packets, therefore the average total number of missing (equivalent to the average number of nodes in \mathcal{G} and \mathcal{G}_u 's), is $N = nrp_{eff}$. The total number of required transmissions for the cooperative scenario is approximated by the following theorem.

Theorem 3. *The total number of required transmissions for the cooperative scenario T_c is approximated*

by:

$$\begin{aligned}
T_c &= \max t \\
&s.t. \\
N_{t+1} &= N_t - 2(1 - p') \frac{\log N_t}{\log(\frac{1}{\pi_u})} \\
N_t &> 0 \\
p_{eff}(t+1) &= p_{eff}(t) - \frac{N_{t+1} - N_t}{nr} \\
N_0 = N, \pi_u &= \left(\frac{(|C^m| - 2)(|C^m| - 1)}{|C^m|^2} \right) [(1 - \hat{p}_{eff}(t))^4 + (1 - \hat{p}_{eff}(t))\hat{p}_{eff}^2]
\end{aligned} \tag{7}$$

where N_t is the size of the remaining number of vertices found by the algorithm at the end of t 'th transmission and $p_{eff}(t)$ approximates the probability of missing a packet (or equivalently the probability of a packet to be in the lacks set of a client) at round t , where $\hat{p}(0)$ is set to be p before the algorithm starts.

Proof: At each round of the algorithm, each node tries to find the largest clique over its local graph G_u . Cliques obtained from each local graph are compared and the largest is chosen for removal. According to Eq. 6 and considering the parameters π_u and p' for the cooperative scenario, **it is expected that $2(1 - p') \frac{\log N_t}{\log(\frac{1}{\pi_u})}$ vertices are removed at round t .** This process will continue until all the nodes are removed (The recursive relation continues while $N_t > 0$). $\hat{p}_{eff}(t)$ **should be updated after each round of transmission where similar discussion to $\hat{p}(t)$ in Section V is applied. This discussion is removed due to space limitations. π_u is updated accordingly at each round t**

The probability π_u that two nodes are connected to each other in G_u is calculated as follows:

$$\begin{aligned}
\pi_u &= P(v_{ij}, v_{kl} \in E_u) = \\
&P[((p_j \in \Gamma_k), (p_l \in \Gamma_i), (p_j, p_l) \in \Gamma_u), (i \neq k \neq u)] \\
&\quad + P[(((p_j = p_l) \notin (\Gamma_i \cup \Gamma_k)) \\
&\quad, ((p_j = p_l) \in \Gamma_u), (i \neq k \neq u))] = \\
&P[(p_j \in \Gamma_k)P(p_l \in \Gamma_i)P(p_j \in \Gamma_u)(p_l \in \Gamma_u)+ \\
&P(p_j \notin \Gamma_i)P(p_j \notin \Gamma_k)P(p_j \in \Gamma_u)]P(i \neq k \neq u) = \\
&[(1 - p_{eff})^4 + (1 - p_{eff})p_{eff}^2] \frac{(|C^m| - 2)(|C^m| - 1)}{|C^m|^2}
\end{aligned} \tag{8}$$

■

C. Numerical Experiments

Similarly to the numerical experiments for the case of centralized packet recovery in Section ??, we have studied two issues for the cooperative scenario: (a) the effect of parameters p and r on the performance of the entire system and (b) a comparison between simulations and the result of theorem 3. However, it should be noted that in the cooperative scenario other parameters such as the probability of erasure over the link between two clients and also the size of a cluster are incorporated.

Also, we should take this important fact into account that the data rates for short range links between the clients are different from the base station downlink data rates and are expected to be typically larger which is an advantage for cooperation. Because of the mentioned difference between the data rates of the short range links and the long range base station downlink, it might not be meaningful to count the total number of packets transmitted until every clients would be able to decode, but we should separate the base station broadcast phase from the cooperative packet recovery phase where the clients use their short range links.

We have considered a set of $n = 20$ clients and an arbitrary cluster of size $|C^1| = 8$ has been chosen. We

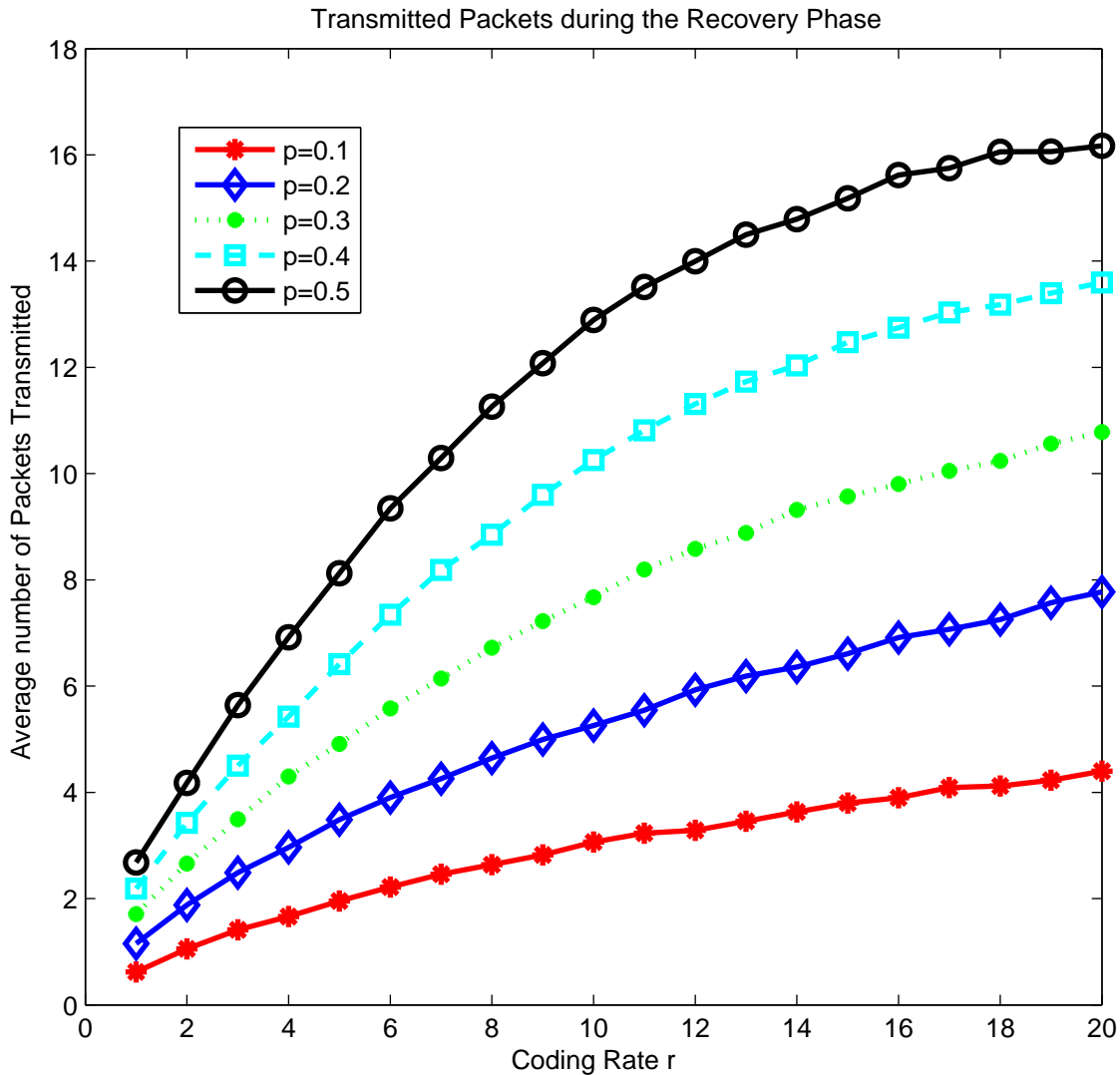


Fig. 6. Total number of transmissions in the cooperative phase for different values of r and p

assumed the probability of erasure for the short range links is relatively small and is set to be $p' = 0.05$ for all the clients and is fixed during the recovery phase. We have run a set of 1000 experiments for each value of p which takes values 0.1, 0.2, 0.3, 0.4 and 0.5. Fig. 6 shows the average total number of transmissions for different values of r ranging from $r = 1$ to $r = 20$. Clearly, the total number of transmitted packets is expected to increase for larger values of r or p .

Fig 7 shows gain of network coding during the cooperative recovery phase. Gain of network coding is defined as the ratio of the total number of uncoded packets (denoted by U_c) i.e. the number of packets required to be transmitted to satisfy the demands of all the clients over a shared broadcast channel with

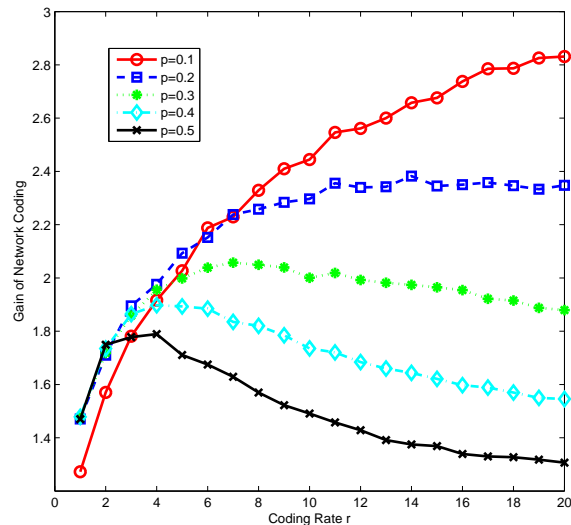


Fig. 7. Gain of network coding in the cooperative phase

erasure probability p' in the cooperative phase to the number of actual transmitted packets during the cooperative recovery (denoted by T_c). Therefore the gain of network coding would be $\frac{U_c}{T_c}$ where

$$U_c = \frac{|\bigcup_{i':c_{i'} \in C^m} \Omega_{i'}|}{1 - p'} \quad (9)$$

Fig. 6 shows the average number of transmitted packets versus parameter r for different values of p . Fig. 7 shows the gain of network coding over uncoded transmissions. Gain of network coding implies how large the number of satisfied clients at each round rounds of transmission (those ones who can decode one packet at that round) is, which is a function of both p and r . However, as Fig. 7 indicates the gain of network coding tends to be small if both the parameters are large, as all the clients have missed a large number of packets and the amount of side information at each client would be small. Therefore the opportunities of network coding tends to be less. The other issue investigated in our numerical experiments is to verify the result of theorem 3. We have considered $n = 50$ clients and $r = 40$. The probabilities of erasure are set to be $p = 0.3$ and $p' = 0.1$. The number of removed nodes in each transmission is compared for the simulations and as predicted in Theorem 3 in Fig. 8.

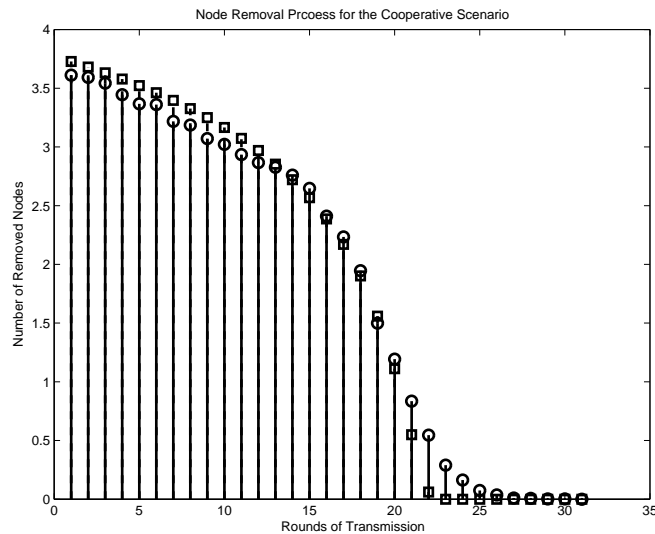


Fig. 8. Theory vs. simulations for the packet recovery via cooperation.

VII. CONCLUSION

We introduced a new method for combining unicasts to provide a secure transmission method over a shared broadcast packet erasure channel in a way that the secrecy of individuals is preserved. We considered two different scenarios where in the first scenario the base station should accomplish the transmission process until everyone would be able to decode but in the second one the clients were separated from the base station after an initial round of transmission and cooperate with each other to recover the missing packets. The amount of transmissions required for each scenario has been evaluated theoretically and experimentally. A trade-off between the total number of transmissions and secrecy against statistical brute-force attacks can be observed. A more general information theoretic analysis on the secrecy of the proposed method is an interesting open problem and is not straightforward.

ACKNOWLEDGMENT

This work was supported under Australian Research Council Discovery Projects funding scheme (project no. DP0984950 and project no. DP120100160).

REFERENCES

- [1] R. Ahlswede, N. Cai, S.-Y. R. Li, and R. Yeung, "Network information flow," *IEEE Trans. Inf. Theory*, vol. 46, pp. 1204–1216, July 2000.

- [2] D. Lun, M. Medard, and R. Koetter, "Network coding for efficient wireless unicast," in *In Proc. International Zurich Seminar on Communications*, 2006.
- [3] S. Katti, H. Rahul, W. Hu, D. Katabi, M. Medard, and J. Crowcroft, "Xors in the air: practical wireless network coding," in *In Proc. ACM SIGCOMM*, 2006, pp. 243–254.
- [4] P. Larsson, B. Smida, T. K. Akina, and V. Tarokh, "Analysis of network coded harq for multiple unicast flows," in *In Proc. IEEE ICC 2010*, 2010.
- [5] D. Nguyen, T. Tran, T. Nguyen, and B. Bose, "Wireless broadcast using network coding," *IEEE Transactions on Vehicular Technology*, vol. 58, pp. 914–925, 2009.
- [6] L. Keller, E. Drinea, and C. Fragouli, "Online broadcasting with network coding," in *In Proc. Fourth Workshop on Network Coding Theory and Applications (NetCod)*, 2008.
- [7] A. Eryilmaz, A. Ozdaglar, M. Medard, and E. Ahmed, "On the delay and throughput gains of coding in unreliable networks," *IEEE Trans. Inf. Theory*, vol. 54, pp. 5511–5524, 2008.
- [8] S. Sorour and S. Valee, "On minimizing broadcast completion delay for instantly decodable network coding," in *IEEE International Conference on Communications (ICC)*, 2010.
- [9] J. K. Sundararajan, P. Sadeghi, and M. Medard, "A feedback-based adaptive broadcast coding scheme for reducing in-order delivery delay," in *In Proc. Workshop on Network Coding Theory and Applications (NetCod)*, 2009.
- [10] M. M. J. K. Sundararajan, D. Shah, "Arq for network coding," in *International Symposium on Information Theory (ISIT 2008)*, 2008.
- [11] P. Sadeghi and M. Yu, "Instantly decodable versus random linear network coding: A comparative framework for throughput and decoding delay performance." [Online]. Available: <http://arxiv.org/abs/1208.2387>
- [12] S. Sorour and S. Valaee, "Coding opportunity densification strategies for instantly decodable network coding." [Online]. Available: <http://arxiv.org/abs/1209.0491>
- [13] A. Fu, P. Sadeghi, and M. Medard, "Delivery delay analysis of network coded wireless broadcast schemes," in *IEEE Wireless Communications and Networking Conference (WCNC)*, 2012.
- [14] S. E. Tajbakhsh and P. Sadeghi, "Coded cooperative data exchange for multiple unicasts," in *Information Theory Workshop (ITW 2012)*, Laussane, Switzerland, September 2012.
- [15] N. Cai and R. W. Yeung, "Secure network coding," in *International Symposium on Information Theory (ISIT)*, 2002.
- [16] K. Bhattad and K. R. Narayanan, "Weakly secure network coding," in *First Workshop on Network Coding, Theory, and Applications (NetCod)*, Italy, April 2005.
- [17] L. Lima, M. Medard, and J. Barros, "Random linear network coding: A free cipher?" in *In Proc. International Symposium on Information Theory (ISIT)*, 2007.
- [18] L. Lima, J. Vilela, J. Barros, and M. Medard, "An information theoretic cryptanalysis of network coding-is protecting the code enough?" in *In Proc. International Symposium on Information Theory and its Applications (ISITA)*, 2008.
- [19] L. Lima, J. Barros, M. Medard, and A. Toledo, "Towards secure multiresolution network coding," in *Information Theory Workshop*

(ITW), Volos, Greece, June 2009.

- [20] Y. Birk and T. Col, "Coding-on-demand by an informed source (iscod) for efficient broadcast of different supplemental data to caching clients," *IEEE Trans. Inf. Theory*, vol. 52, pp. 2825–2830, 2006.
- [21] M. A. R. Chaudhry and A. Sprintson, "Efficient algorithms for index coding," in *IEEE Infocom Workshops*, 2008.
- [22] S. E. Rouayheb, A. Sprintson, and P. Sadeghi, "On coding for cooperative data exchange," in *Proc. IEEE Inf. Theory Workshop (ITW)*, Cairo, Egypt, Jan. 2010, pp. 118–122.
- [23] A. Sprintson, P. Sadeghi, G. Booker, and S. E. Rouayheb, "A randomized algorithm and performance bounds for coded cooperative data exchange," in *Proc. IEEE Int. Symp. Inf. Theory (ISIT)*, Austin, TX, Jun. 2010, pp. 1888–1892.
- [24] S. E. Tajbakhsh, P. Sadeghi, and R. Shams, "A generalized model for cost and fairness analysis in coded cooperative data exchange," in *The 2011 International Symposium on Network Coding (Netcod)*, Beijing, China, July. 2011.
- [25] S. Raza, D. Li, C. N. Chuah, and G. Cheung, "Cooperative peer-to-peer repair for wireless multimedia broadcast," in *IEEE ICME*, Beijing, China, July. 2007.
- [26] X. Liu, S. Raza, C. N. Chuah, and G. Cheung, "Network coding based cooperative peer-to-peer repair in wireless ad-hoc networks," in *IEEE International Conference of Communication (ICC)*, Beijing, China, May. 2008.
- [27] M. Yan and A. Sprintson, "Weakly secure network coding for wireless cooperative data exchange," in *IEEE Global Telecommunications Conference (GLOBECOM)*, 2011.
- [28] T. Ho, M. Medard, J. Shi, M. Effros, and D. R. Karger, "On randomized network coding," in *In Proceedings of 41st Annual Allerton Conference on Communication, Control, and Computing*, 2003.
- [29] P. A. Chou, Y. Wu, and K. Jain, "Practical network coding," 2003.
- [30] G. Ma, Y. Xu, M. Lin, and Y. Xuan, "A content distribution system based on sparse linear network coding," in *IEEE Information Theory and Applications Workshop*, 2007.
- [31] C. E. Shannon, "Communication theory of secrecy systems," *Bell System Technical Journal*, 1949.
- [32] L. Czap, V. M. Prabhakaran, S. Diggavi, and C. Fragouli, "Broadcasting private messages securely," in *In Proc. International Symposium on Information Theory (ISIT)*, 2012.
- [33] S. E. Rouayheb, M. Asad, R. Chaudhry, and A. Sprintson, "On the minimum number of transmissions in single-hop wireless coding networks," in *In Proc. Information Theory Workshop (ITW)*, 2007.
- [34] B. Bollobas and P. Erdos, "Cliques in random graphs," *Mathematical Proceedings of the Cambridge Philosophical Society*, vol. 80, pp. 419–427, 1976.