

Analytical Solution of Projectile Motion with Quadratic Resistance and Generalisations

Shouryya RAY^{1*}; Jochen FRÖHLICH¹

¹Institut für Strömungsmechanik, Technische Universität Dresden,
George-Bähr-Straße 3c, D-01062 Dresden, Germany

October 16, 2018

Abstract

The paper considers the motion of a body under the influence of gravity and drag of the surrounding fluid. Depending on the fluid mechanical regime, the drag force can exhibit a linear, quadratic or even more general dependence on the velocity of the body relative to the fluid. The case of quadratic drag is substantially more complex than the linear case, as it nonlinearly couples both components of the momentum equation, and no explicit analytic solution is known for a general trajectory. After a detailed account of the literature, the paper provides such a solution in form of a series expansion. This result is discussed in detail and related to other approaches previously proposed. In particular, it is shown to yield certain approximate solutions proposed in the literature as limiting cases. The solution technique employs a strategy to reduce systems of ordinary differential equations with a triangular dependence of the right-hand side on the vector of unknowns to a single equation in an auxiliary variable. For the particular case of quadratic drag, the auxiliary variable allows an interpretation in terms of canonical coordinates of motion within the framework of Hamiltonian mechanics. The proposed reduction strategy also permits to devise analytic solutions for more general drag laws, such as general power laws or power laws with an additional linear contribution. Furthermore, a generalization to variable velocity of the surrounding fluid is addressed by considering a linear velocity profile, for which a solution in form of a series is provided as well. Throughout, the results obtained are illustrated by numerical examples.

*Corresponding author. *Email address:* Shouryya.Ray@mailbox.tu-dresden.de

Contents

1	Introduction	3
2	A reduction principle for certain coupled systems of ordinary differential equations	5
3	Projectile motion with quadratic resistance	7
3.1	Mathematical formulation	7
3.2	Solution	8
3.2.1	Reduction to a Single Scalar Equation	8
3.2.2	Solution of the Reduced Problem	10
3.2.3	Relation to the Hodograph Solution	12
3.3	Properties	13
3.3.1	Integral of Motion	13
3.3.2	Limiting Behaviour	14
3.4	Numerical Illustration	15
4	Generalizations	16
4.1	Generalised Drag Laws	16
4.1.1	Mathematical Problem	18
4.1.2	Solution	18
4.2	Accounting for a Velocity Profile	20
4.2.1	Equations of Motion	20
4.2.2	Solution	21
4.2.3	Properties	23
5	Conclusions and Outlook	24
	References	27

1 Introduction

Projectile motion constitutes a very elementary problem of classical mechanics; as such, occupying a central place in the works of Niccolò Tartaglia, Galileo Galilei and Sir Isaac Newton, to name but a few. Although Hardy (1940) scathingly remarked in his *Mathematician's Apology* that the science of ballistics were ‘repulsively ugly and intolerably dull’, he still admitted that it does demand ‘a quite elaborate technique’. The latter statement perhaps explains why it was of interest to mathematicians such as Johann Bernoulli, Leonhard Euler, Adrien-Marie Legendre and Johann Heinrich Lambert, throughout the course of its long history.

The basic physical problem consists of calculating the motion of an object moving in a fluid medium, experiencing the (constant) gravitational force of the Earth and the resistance of the fluid, where the term “fluid” encompasses both liquids and gases. In Book II of his *Philosophiæ Naturalis Principia Mathematica* (1687), Newton gives the first rigorous treatment of this problem using mathematical physics. A simple force balance can be used to account for the two principal forces, namely gravity and drag, and, using his laws of motion (established in Book I of the same work), the equations of motion can be formulated in vectorial notation to read:

$$m_p \frac{d\mathbf{v}}{dt} = \mathbf{F}_G + \mathbf{F}_D. \quad (1)$$

Here, m_p denotes the mass of the moving object, \mathbf{v} the velocity vector of the object in a suitable inertial frame of reference with the initial condition $\mathbf{v}(t=0) = \mathbf{v}_0$ and $\mathbf{F}_G = m_p \mathbf{g}$ is the gravity force, where \mathbf{g} denotes the constant gravity acceleration vector. A Cartesian coordinate system (x, y) is usually chosen, with x the horizontal coordinate and y the vertical coordinate, such that \mathbf{g} may be supposed to be oriented in the negative y direction, i.e. $\mathbf{g} = (0, -g)$. The equations of motion then constitute a system of ordinary differential equations in the components of $\mathbf{v} = (v_x, v_y)$. \mathbf{F}_D denotes the drag force. The nature of the drag force then determines the nature of the equations of motion and thereby the mathematical problem at hand. The statement of the solution is completed by imposing the initial conditions $\mathbf{v}(t=0) = \mathbf{v}_0$.

Newton (1687) considered three forms of drag, namely linear, quadratic and a superposition of the two. If the fluid resistance varies in direct proportion with the relative velocity (i.e. linear drag¹), the differential equations for v_x and v_y decouple due to the linearity of the drag force and constitute a system of linear first-order ordinary differential equations. The solution can be readily found using elementary methods (cf. textbooks on the theory of ordinary differential equations, e.g. Walter, 2000, § 2.I). Should the resistance, however, vary as the square of the velocity (quadratic drag²), one has to deal with a system of nonlinearly coupled ordinary differential equations, and the solution necessitates a more involved approach. Newton himself was unable to solve the problem, but his contemporary, Johann Bernoulli, solved it after being challenged

¹This is called *Stokes drag* after Stokes (1851), who derived the force exerted on a moving particle in a viscous fluid for vanishing Reynolds numbers.

²Unlike linear drag, for which Newton was unable to give any physical explanation (this was addressed much later by Sir George Gabriel Stokes in 1851), the quadratic drag was explained heuristically in the *Principia* in a manner much closer to the modern textbook approach. Such a law is valid for Reynolds numbers roughly between 10^3 and 10^5 , for example.

by the British astronomer John Keill (Bernoulli, 1719). Bernoulli's solution parameterizes the absolute value of the velocity over the trajectory slope (angle)—and is, hence, implicit. This solution is also known as the *hodograph solution*. The hodograph, being the locus of the tip of the velocity vector with the other end held fixed, has precisely the two afore-mentioned quantities as polar coordinates. Furthermore, the solution contains quadratures which must be evaluated numerically. Despite these drawbacks, it is the standard and by far most widely cited solution, cf. Synge and Griffith (1949), Hayen (2003), Benacka (2010) and Benacka (2011).

Much of the literature on projectile motion with quadratic drag after Bernoulli comprises efforts to calculate approximate solutions based on the hodograph solution. Various exact and approximate implicit formulæ³ using miscellaneous series and approximation techniques can be found in the extensive literature available on this subject, the most well-known of which are due to Euler (1745), Lambert (1767), de Borda (1772) and Le Gendre (1782). The exposition of their complete results is beyond the scope of this essay. The interested reader is referred to Isidore Didion's *Traité de balistique*, sect. V, § III–IV, where these results have been painstakingly compiled. A Review on the historical aspect of the problem is also provided by Hackborn (2006).

From the late 19th century onwards, numerical and empirical methods superseded the more analytical approach of Bernoulli and Euler. Nevertheless, the problem continues to afford scope for an instructive application of mathematical analysis to physics. An approximate formula of the trajectory for low quasi-horizontal paths is found in Lamb's *Dynamics* (1923). Parker (1977) rederived the result and provided—to the best of our knowledge—for the first time, approximate explicit solutions for flat trajectories and short duration. He also arrived at the results of Bernoulli by following a considerably different set of variable transformations. Another recent approximation is due to Tsuboi (1996), who considered perturbative solutions of the first order for small angles of release. Lastly, an explicit exact albeit *semi-analytical* solution was given by Yabushita et al. (2007) using the recently developed homotopy analysis method of Liao (2004).

Summa summarum, it would appear that, in spite of the long history and the substantial amount of material available on this subject, an explicit exact analytical solution cannot, to the best of our knowledge, be found in the existing literature. Providing such a solution would hence be of interest.

Drag laws more general than linear or quadratic have, for obvious reasons, received significantly less attention. Bernoulli (1719) provides an exact implicit solution using the hodograph technique for cases where the drag force varies as a general power of the velocity. Such laws are valid for high velocity subsonic and some cases of supersonic projectile motion, with Reynolds numbers substantially higher than 10^5 (Weinacht et al., 2005). For Newton's generalisation involving a superposition of quadratic and linear drag, no exact solutions can, to the best of our knowledge, be found in the literature. According to Clift et al., it may be instructive to consider even more

³The expressions derived therein are implicit in the sense that the unknown quantities (the velocity components v_x and v_y or alternatively the coordinates of the position of the particle x and y), instead of being expressed as functions of time, are parameterized over some other auxiliary quantities, for example trajectory slope or slope-angle. Of particular interest is Lambert (1767), where y and t are parameterized over x .

general forms, especially for motion with Reynolds number between 1 and 10^3 . Although of no significance to exterior ballistics, projectile motion in the transition regime between Newtonian and Stokesian drag may be studied in order to gain general understanding of particle motion in sediment transport phenomena—somewhat along the lines of Nalpanis et al. (1993).

A final generalisation that we shall consider in this paper deals with the effects of a velocity profile on projectile motion, as no studies investigating the influence of a velocity profile of any kind on projectile motion with nonlinear drag could be found in the literature. Although it would be necessary, for the analysis to be exhaustive, to consider general drag laws, we restrict ourself to the quadratic drag law, for it is in some sense the simplest nonlinear drag law.

The paper is structured as follows: We begin by establishing a useful principle for the reduction of a certain class of nonlinear systems of ordinary differential equations to a single equation. It is then exploited to solve the basic problem of projectile motion with quadratic resistance. The various inter-relationships between the explicit analytical solution thus obtained and the previous attempts are then examined. Subsequently, the limiting behaviour of the solution in cases of physical interest is investigated. An integral of motion is derived, its relation to historical forms found in the literature is elucidated and a physical interpretation is suggested based on the present form.

In the next part, two possible generalisations of the basic problem are proposed. First, the approach employed in solving the quadratic drag problem is used to tackle more general drag laws. Thereafter, the scenario is generalised by including the effect of velocity profile and the governing equations are solved by virtue of the reduction principle established earlier. Finally, some interesting properties of the solution are discussed.

2 A reduction principle for certain coupled systems of ordinary differential equations

Let $\mathbf{X} = (X_1, X_2, X_3, \dots)$, be an n -dimensional vector-valued function of $t \in \mathbb{R}$ and let it be determined by the initial value problem

$$\frac{d\mathbf{X}}{dt} + P\mathbf{X} = \mathbf{Q}, \quad \mathbf{X}(t=0) = \mathbf{X}_0 \quad (2)$$

Here, P denotes a scalar real-valued function and $\mathbf{Q} = (Q_1, Q_2, Q_3, \dots)$ a mapping from \mathbb{R} to \mathbb{R}^n . Were P and \mathbf{Q} known functions of t , the equations would constitute a linear system of ordinary differential equations and there would be no difficulty in applying the method of variation of parameters (Lagrange, 1809a,b, 1810) in order to write down the solution for each and every component of (2) in terms of P , \mathbf{Q} and appropriate quadratures involving the two, thus

$$\mathbf{X} = \frac{\mathbf{X}_0 + \int_0^t \mathbf{Q} \exp\left(\int_0^\tau P ds\right) d\tau}{\exp\left(\int_0^t P d\tau\right)} \quad (3)$$

with \mathbf{X}_0 denoting the vector of initial values.

For the purpose of this investigation, however, it is essential, that we consider a more general class of equations. Assume now, that P is a scalar function of \mathbf{X} and (possibly) t , i.e. $P = P(\mathbf{X}; t)$. Furthermore, assume that $\mathbf{Q} = \mathbf{Q}(\mathbf{X}; t)$, with the constraint that $\nabla_{\mathbf{X}} \mathbf{Q}$, which is a tensor of rank two, be a strictly lower diagonal matrix, i.e.

$$\begin{aligned} Q_1 &= Q_1(t) \\ Q_2 &= Q_2(X_1; t) \\ Q_3 &= Q_3(X_1, X_2; t) \\ Q_4 &= Q_4(X_1, X_2, X_3; t) \\ &\vdots \end{aligned} \tag{4}$$

In that case, variation of parameters is inadequate and the expression in (3) can hardly be called a solution. Ignoring for a moment that the equations are no longer linear and naively using variation of parameters on the first component of (2), the following formal expression is obtained:

$$X_1 = \frac{X_{1,0} + \int_0^t Q_1(\tau) \exp\left(\int_0^\tau P(\mathbf{X}; s) ds\right) d\tau}{\exp\left(\int_0^t P(\mathbf{X}; \tau) d\tau\right)}. \tag{5}$$

The only unknown quantity is the exponential of $\int P dt$, and it will later be clear that it is a key quantity in this method. Therefore, let

$$\phi \equiv \exp\left(\int_0^t P(\mathbf{X}; \tau) d\tau\right) \tag{6}$$

for the sake of brevity. Now, let us take the liberty of expressing (5) more succinctly by writing $X_1 \equiv f_1(\phi)$. This can be taken over to the next component of \mathbf{X} yielding

$$X_2 = \frac{X_{2,0} + \int_0^t Q_2(X_1; \tau) \exp\left(\int_0^\tau P(\mathbf{X}; s) ds\right) d\tau}{\exp\left(\int_0^t P(\mathbf{X}; \tau) d\tau\right)} = \frac{X_{2,0} + \int_0^t Q_2(f_1(\phi); \tau) \phi d\tau}{\phi} \tag{7}$$

This, again, is denoted as $X_2 \equiv f_2(\phi)$. Likewise, the i -th component of \mathbf{X} then may be expressed recursively in a similar fashion. From a general point of view, this procedure defines an n -tuple of mappings $\mathbf{f} = (f_1, f_2, f_3, \dots): I \rightarrow D$ from the space I of positive integrable functions to the space D of differentiable functions, so that $\eta \in I$ is mapped onto

$$f_i(\eta) \equiv \frac{X_{i,0} + \int_0^t Q_i(\tau) \eta d\tau}{\eta} \quad i = 1 \tag{8}$$

$$f_i(\eta) \equiv \frac{X_{i,0} + \int_0^t Q_i[f_1(\eta), f_2(\eta), \dots, f_{i-1}(\eta); \tau] \eta d\tau}{\eta} \quad 1 < i \leq n \tag{9}$$

The solution of eq. (2) can now be formulated as

$$\mathbf{X} = \mathbf{f}(\phi) \quad (10)$$

with ϕ defined according to (6). Inserting this into the first component of (2) gives

$$\frac{df_1(\phi)}{dt} + P(\mathbf{f}(\phi)) f_1(\phi) = Q_1(t). \quad (11)$$

In this equation, the only unknown quantity involved ϕ . Once ϕ is known, \mathbf{X} is readily calculated using equations (8)–(10). Thus, the original problem involving a non-linearly coupled system of ordinary differential equations has been reduced to a single equation in an auxiliary variable appropriately defined for that purpose. For ease of reference, we call it the resolvent variable and the equation governing the auxiliary quantity the resolvent equation.

Remark on scope of application. The above formalism relieves one from the trouble of solving a whole set of coupled ordinary differential equations and rather allows one to concentrate the investigation on a single equation for a scalar quantity only. Since \mathbf{f} involves quadratures over (possibly) non-trivial kernels, the resolvent equation is, in general, an integro-differential equation and, therefore, may not be trivial itself. It clearly depends to a large extent on the nature of P and Q as to how difficult the new equation is. It will be seen below that in the case of the particular class of problems considered here, the formalism may be exploited to obtain elegant analytical solutions of the respective original systems of ordinary differential equations.

3 Projectile motion with quadratic resistance

3.1 Mathematical formulation

The general force balance (1) discussed above is now supplemented by specifying the drag force. The quadratic resistance law can be written in the form

$$\mathbf{F}_D = -\frac{1}{2}C_D\rho A \|\mathbf{v} - \mathbf{V}\| (\mathbf{v} - \mathbf{V}). \quad (12)$$

Here, C_D is the constant drag coefficient characteristic of the projectile's shape, A is the cross-sectional area and ρ is the density of the fluid. The velocity of the fluid which constitutes the resistive medium is denoted by \mathbf{V} , which we assume to be constant in space and time. Equation (1) now reads

$$\frac{d\mathbf{v}}{dt} = -\alpha \|\mathbf{v} - \mathbf{V}\| (\mathbf{v} - \mathbf{V}) + \mathbf{g}, \quad (13)$$

where the constant α is a shorthand for $\frac{1}{2}C_D\rho A/m_P$. Finally, we introduce the quantity

$$\mathbf{u} = \mathbf{v} - \mathbf{V}, \quad (14)$$

which is the relative velocity between the particle and the fluid. Since \mathbf{V} is a constant vector, this yields

$$\frac{d\mathbf{u}}{dt} = -\alpha \|\mathbf{u}\| \mathbf{u} + \mathbf{g}. \quad (15)$$

or, when using the components of $\mathbf{u} = (u_x, u_y)$

$$\frac{du_x}{dt} + \alpha u_x \sqrt{u_x^2 + u_y^2} = 0 \quad (16)$$

$$\frac{du_y}{dt} + \alpha u_y \sqrt{u_x^2 + u_y^2} = -g. \quad (17)$$

Without loss of generality, the coordinate system may be placed at the starting point of trajectory. The initial conditions are given by $\mathbf{u}(0) = \mathbf{v}(0) - \mathbf{V}$, or, in components,

$$u_x(0) = v_{x,0} - V_x \equiv u_{x,0} \quad (18)$$

$$u_y(0) = v_{y,0} - V_y \equiv u_{y,0} \quad (19)$$

Observe that a purely vertical motion (in the reference frame moving at the fluid velocity) is obtained if $u_{x,0} = 0$. That case, again, is described by one component only and the ordinary differential equation can be solved using separation of variables. Here, we are interested in the more general case and eliminate this situation by requiring that

$$u_{x,0} > 0. \quad (20)$$

With this condition, equations (16)–(19) constitute the initial value problem to be solved in the following.

3.2 Solution

3.2.1 Reduction to a Single Scalar Equation

Review of Parker's Approach. Since the present method of solution is somewhat akin in spirit to the one employed by Parker (1977), it is instructive to study the latter now. Division of eq. (17) by (16), which is well-defined due to the condition (20), yields, after appropriate algebraic manipulation,

$$\frac{du_y/dt + g}{du_x/dt} = \frac{u_y}{u_x}. \quad (21)$$

This can be simplified using the quotient rule of differential calculus and subsequent separation of variables to give

$$d\left(\frac{u_y}{u_x}\right) = -g \frac{dt}{u_x} \quad (22)$$

Upon integration and rearranging of terms, one arrives at the relation

$$u_y = u_x \left(\frac{u_{y,0}}{u_{x,0}} - g \int_0^t \frac{d\tau}{u_x} \right). \quad (23)$$

Inserting this into (16) and substituting

$$w = g \int_0^t \frac{d\tau}{u_x} - \frac{u_{y,0}}{u_{x,0}} \quad (24)$$

yields the equation

$$\frac{d^2 w}{dt^2} = \alpha g \sqrt{1 + w^2}. \quad (25)$$

This is the resolvent equation by Parker's method, i.e. the task of solving the original system is now reduced to solving this scalar equation subject to the initial conditions $w(0) = -u_{y,0}/u_{x,0}$ and $dw(0)/dt = g/u_{x,0}$.

Modified approach. One may recast (16) and (17) into the form considered in Section 2 by writing

$$P = \alpha \sqrt{u_x^2 + u_y^2} \quad \mathbf{Q} = (0, -g) \quad (26)$$

Since $\nabla_u \mathbf{Q} = \mathbf{0}_{2,2}$ is a null matrix, the condition of applicability is trivially fulfilled. It is, therefore, natural to chose

$$\phi \equiv \exp\left(\alpha \int_0^t \sqrt{u_x^2 + u_y^2} d\tau\right) \quad (27)$$

in order to express \mathbf{u} as

$$u_x = \frac{u_{x,0}}{\phi} \quad (28)$$

$$u_y = \frac{1}{\phi} \left(u_{y,0} - g \int_0^t \phi d\tau \right). \quad (29)$$

Inserting into (16) yields

$$\frac{d\phi}{dt} = \alpha \sqrt{u_{x,0}^2 + \left(u_{y,0} - g \int_0^t \phi d\tau \right)^2}; \quad (30)$$

which is, as expected, an integro-differential equation. However, since the only kernel involved is unity itself, the equation can be reduced to an ordinary differential equation by rewriting it in terms of the quantity

$$\Phi \equiv \int_0^t \phi d\tau \quad (31)$$

to yield

$$\frac{d^2 \Phi}{dt^2} = \alpha \sqrt{u_{x,0}^2 + (u_{y,0} - g \Phi)^2}. \quad (32)$$

The initial conditions follow directly from the definition of the quantities Φ and ϕ as $\Phi(0) = 0$ and $d\Phi(0)/dt = \phi(0) = 1$. This is the new initial value problem equivalent to the original system which will be investigated further below.

Remark.

(i) The result of Parker's approach and the present one are essentially equivalent, which is

readily shown by observing that $w = (g\Phi - u_{y,0})/u_{x,0}$. Neither the form involving Φ nor the one involving w has a distinct advantage over the other. While the right hand side of the equation for w , (25), is somewhat simpler than that of (32), the initial conditions of the latter are slightly simpler.

(ii) The difference between Parker's approach and the present one resides rather in the method than in the result. The present method can be readily generalised to tackle more involved problems, such as the one involving velocity profiles, as shown below, while Parker's method is not so flexible. To be precise, Parker's method is only applicable as long as $\nabla_{\mathbf{u}}\mathbf{Q}$ is a null matrix, whereas for the present method, it only needs to be a strictly lower diagonal matrix. Therefore, this formalism may also be regarded as a means of embedding the solution techniques employed for the present problem into a more general framework.

3.2.2 Solution of the Reduced Problem

Since the right hand side of (32) can be developed in a power series around the origin ($t = 0$), the classical theory of ordinary differential equations then guarantees the existence of a power series expansion for Φ around $t = 0$, i.e. $\Phi = a_0 + a_1t + a_2t^2 + a_3t^3 + \dots$ with

$$a_n = \frac{1}{n!} \frac{d^n \Phi(0)}{dt^n}. \quad (33)$$

according to Taylor's theorem. The first two coefficients are determined using the initial conditions yielding $a_0 = 0$ and $a_1 = 1$. Evaluating (32) at $t = 0$ provides a direct relation for the third coefficient:

$$a_2 = \frac{\alpha\sqrt{1+a_0^2}}{2} = \frac{\alpha\sqrt{u_{x,0}^2 + u_{y,0}^2}}{2}. \quad (34)$$

Differentiating (32) once at $t = 0$ and algebraic rearrangement gives

$$a_3 = -\frac{\alpha g u_{y,0}}{6\sqrt{u_{x,0}^2 + u_{y,0}^2}} \quad (35)$$

This process, continued *ad infinitum*, yields all the coefficients of the series. In general, differentiating both sides of eq. (32) n times with respect to t gives

$$a_{n+2} = \frac{\alpha}{(n+2)!} \frac{d^n}{dt^n} \sqrt{u_{x,0}^2 + (u_{y,0} - g\Phi)^2} \Big|_{t=0}. \quad (36)$$

This, in conjunction with the initial conditions, constitutes a recursive formula for the coefficients of the power series expansion of Φ , which solves the problem. For the sake of convenience, let $u_0 \equiv \|\mathbf{u}_0\| = \sqrt{u_{x,0}^2 + u_{y,0}^2}$ be the Euclidean norm of the initial velocity vector and let $\theta_0 \equiv \arctan(u_{y,0}/u_{x,0})$ be the initial angle of the trajectory. Using $u_x = u_{x,0}/(d\Phi/dt)$ and

$u_y = (u_{y,0} - g\Phi)/(d\Phi/dt)$, the final solution is as follows:

$$\begin{aligned}\Phi &= t + \frac{\alpha u_0}{1 \cdot 2} t^2 - \frac{\alpha g \sin \theta_0}{1 \cdot 2 \cdot 3} t^3 \\ &\quad + \frac{\alpha g^2 u_0 \cos^2 \theta_0 - \alpha^2 g u_0 \sin \theta_0}{1 \cdot 2 \cdot 3 \cdot 4} t^4 \\ &\quad + \frac{3\alpha g^3 u_0^{-2} \sin \theta_0 \cos^2 \theta_0 + \alpha^2 g^2 (\sin \theta_0 \cos^3 \theta_0 + \sin^2 \theta_0 + 3 \cos^4 \theta_0)}{1 \cdot 2 \cdot 3 \cdot 4 \cdot 5} t^5 \\ &\quad + \dots\end{aligned}\tag{37}$$

$$u_x = \frac{u_{x,0}}{1 + \alpha u_0 t - \frac{\alpha g \sin \theta_0}{1 \cdot 2} t^2 + \frac{\alpha g^2 u_0^{-1} \cos^2 \theta_0 - \alpha^2 g u_0 \sin \theta_0}{1 \cdot 2 \cdot 3} t^3 + \dots}\tag{38}$$

$$\begin{aligned}u_y &= \frac{u_{y,0}}{1 + \alpha u_0 t - \frac{\alpha g \sin \theta_0}{1 \cdot 2} t^2 + \frac{\alpha g^2 u_0^{-1} \cos^2 \theta_0 - \alpha^2 g u_0 \sin \theta_0}{1 \cdot 2 \cdot 3} t^3 + \dots} \\ &\quad - g t \times \frac{1 + \frac{\alpha u_0}{1 \cdot 2} t - \frac{\alpha g \sin \theta_0}{1 \cdot 2 \cdot 3} t^2 + \frac{\alpha g^2 u_0^{-1} \cos^2 \theta_0 - \alpha^2 g u_0 \sin \theta_0}{1 \cdot 2 \cdot 3 \cdot 4} t^3 + \dots}{1 + \alpha u_0 t - \frac{\alpha g \sin \theta_0}{1 \cdot 2} t^2 + \frac{\alpha g^2 u_0^{-1} \cos^2 \theta_0 - \alpha^2 g u_0 \sin \theta_0}{1 \cdot 2 \cdot 3} t^3 + \dots}\end{aligned}\tag{39}$$

Finally, one can return to the corresponding absolute quantities with $v_x = u_x + V_x$ and $v_y = u_y + V_y$.

Remark on structure of solution. It is apparent that, upon truncating the power series of Φ at n terms, one has a ratio of polynomials, where the numerator is of n -th order and the denominator of order $(n - 1)$. The lowest neglected order in t is, therefore, n , so that it would be appropriate to refer to such an expression as an approximate of order $(n - 1)$.

Remark on Parker's implicit solution. Parker (1977) integrated eq. (25) once to obtain

$$\frac{dw}{dt} = \alpha g \sqrt{C - \alpha g (w\sqrt{1+w^2} + \operatorname{arsinh} w)},\tag{40}$$

where C is a constant completely determined by the initial conditions. Separation of variables yields

$$t = \int_{-u_{y,0}/u_{x,0}}^w \frac{d\omega}{\sqrt{C - \alpha g (\omega\sqrt{1+\omega^2} + \operatorname{arsinh} \omega)}}.\tag{41}$$

Perhaps in part due to the daunting nature of the integrand, he remarked that “even if the indefinite integral could be evaluated, we would not be able to invert the resulting expression to obtain an explicit solution”. While it is probably inevitable that the integral cannot be evaluated analytically, it is interesting to note that due to a recent result from Dominici (2003), it is now possible to obtain an explicit solution in the form of a power series from (41) without having to evaluate the integral in the first place. The main result of the cited reference states that if a function Y is implicitly given as

$$X = \int_0^Y \frac{dY'}{f},\tag{42}$$

the relation can be solved for Y and has the form

$$Y = Y(X = 0) + f(Y = 0) \sum_{n=0}^{\infty} \left\{ \mathfrak{D}^n[f](Y = 0) \frac{X^{n+1}}{(n+1)!} \right\} \quad (43)$$

where $\mathfrak{D}^n[f](Y)$ denotes the n -th nested derivative of f with respect to Y , defined recursively as

$$\mathfrak{D}^0[f](Y) = 0 \quad (44)$$

$$\mathfrak{D}^{n+1}[f](Y) = \frac{d\{f \cdot \mathfrak{D}^n[f](Y)\}}{dY}. \quad (45)$$

Writing, for the sake of convenience, $\dot{w} = dw/dt$ and applying Dominici's theorem yields

$$w = -\frac{u_{y,0}}{u_{x,0}} + \frac{g}{u_{x,0}} \sum_{n=0}^{\infty} \mathfrak{D}[\dot{w}](w = -u_{y,0}/u_{x,0}) \frac{t^{n+1}}{(n+1)!}. \quad (46)$$

Due to the fact that $w = (g\Phi - u_{y,0})/u_{x,0}$, the following alternative expression for Φ is derived:

$$\Phi = \sum_{n=0}^{\infty} \left\{ \frac{\mathfrak{D}[\dot{w}](w = -\tan\theta_0)}{n!} \frac{t^{n+1}}{n+1} \right\}. \quad (47)$$

Calculating the individual terms of this series and comparing them with the ones predicted by (37) shows that the two expressions are identical.

3.2.3 Relation to the Hodograph Solution

The hodograph solution due to Johann Bernoulli⁴ reduces the original system to a single ordinary differential equation with $u \equiv \|\mathbf{u}\| = \sqrt{u_x^2 + u_y^2}$, the Euclidean norm of the relative velocity vector, as dependent variable and θ defined by $\tan\theta \equiv dy'/dx'$ as the independent variable. Bernoulli's approach can be recovered from the present one as follows. Dividing (29) by (28), rearranging and using parametric differentiation yields the identity

$$\frac{u_y}{u_x} = \frac{u_{y,0} - g\Phi}{u_{x,0}} = \tan\theta. \quad (48)$$

Together with eq. (28), this yields

$$u = \frac{\sqrt{u_{x,0}^2 + (u_{y,0} - g\Phi)^2}}{\phi}. \quad (49)$$

This relation, along with the identity

$$\frac{d^2\Phi}{dt^2} = \frac{d}{dt} \left(\frac{d\Phi}{dt} \right) = \frac{d\Phi}{dt} \frac{d}{d\Phi} \left(\frac{d\Phi}{dt} \right) = \phi \frac{d\phi}{d\Phi} \quad (50)$$

⁴It is difficult to know the exact method used by Bernoulli because, as was usual during his time, he only provided the final result without any intermediate steps. All knowledge of his *method*, therefore, is based on the writings of his student Euler (1745), who appears to cite Bernoulli's results and extended them.

and an elementary (but cumbersome) application of the chain rule of differential calculus yields

$$\frac{du}{d\theta} = u \tan \theta + \frac{\alpha u^3}{g \cos \theta}. \quad (51)$$

a so-called Bernoulli⁵ differential equation for u in terms of θ . Although the auxiliary equation here has an analytical solution in terms of elementary functions, in order to change from the parameterisation by θ to the one by t , quadratures which cannot be evaluated analytically are necessary. This limits the usefulness of the approach. Nevertheless, the fact that one approach can be recovered from the other may be regarded as a consistency check.

3.3 Properties

Here we shall illustrate what information may be extracted from the analytical solution (37)–(39), with the ultimate goal of obtaining further insight into the properties of the motion.

3.3.1 Integral of Motion

Contrary to physical intuition, projectile motion under quadratic drag obeys a conservation law. This may be seen when using (50) to rewrite (32) as

$$\phi d\phi - \alpha d\Phi \sqrt{u_{x,0}^2 + (u_{y,0} - g\Phi)^2} = 0, \quad (52)$$

which is readily integrated to yield

$$\frac{1}{2} \phi^2 + U_*(\Phi) = \text{const.} \quad (53)$$

Here, $U_*(\Phi) \equiv -\alpha \int \sqrt{u_{x,0}^2 + (u_{y,0} - g\Phi)^2} d\Phi$. The quadrature involved is elementary. An earlier and more common form for such an integral of motion is (Didion, 1860)

$$-\frac{1}{2} \frac{1}{\cos^2 \theta \sin \theta} + \xi(\theta) = \text{const.} \quad (54)$$

where $\xi(\theta) \equiv \int |\sec^3 \theta| d\theta$. While the two forms are mathematically equivalent, (53) may have certain advantages insofar as physical interpretation is concerned. Indeed, multiplying (53) with the mass of the particle, m_P and defining $m_P U_* \equiv U$, one obtains

$$\frac{1}{2} m_P \phi^2 + U(\Phi) = \text{const.} \quad (55)$$

This can now be interpreted as the total energy of a particle moving along the direction Φ in a potential U . In terms of analytical mechanics, one may declare $q \equiv \Phi$ the canonical or Darboux coordinate of the motion and $p \equiv m_P \phi$ the conjugate momentum with the standard Poisson

⁵Named after Jakob Bernoulli.

bracket operator denoted $\{\cdot, *\}$. The Hamiltonian of the system may then be formulated as

$$\mathcal{H}(q, p) = \frac{p^2}{2m_P} + U(q) \quad (56)$$

Further application of the chain rule of differential calculus shows that the system of equations obtained upon applying the time evolution operator of Hamiltonian mechanics,

$$\frac{dq}{dt} = -\{\mathcal{H}, q\} \quad \frac{dp}{dt} = -\{\mathcal{H}, p\} \quad (57)$$

is, indeed equivalent to the original equations of motion derived from the force balance using Newtonian mechanics. This nice relation to the Hamiltonian formalism is not apparent when working with the hodographic quantities u and θ .

3.3.2 Limiting Behaviour

Flat trajectories. A well-known approximate closed-form solution valid for quasi-horizontal trajectories with $\tan \theta \ll 1$ is due to Lamb (1923). The condition is equivalent to $u_y \ll u_x$ and necessarily requires $u_{y,0} \ll u_{x,0}$. Furthermore, it is required that the observed time interval be sufficiently short. This is clear physically, since some time or the other, the projectiles trajectory will turn downwards and become steeper.⁶ Thus, contributions higher than first-order in t may be neglected. Therefore, the power series for Φ can be terminated at the quadratic term (doing so at the linear term itself would result in neglecting the first-order term in $d\Phi/dt$), yielding

$$\Phi \approx t + \frac{1}{2}\alpha u_{x,0} t^2, \quad (58)$$

where $u_0 \approx u_{x,0}$ for low angles of release. This yields

$$u_x = \frac{u_{x,0}}{1 + \alpha u_{x,0} t} \quad u_y = \frac{u_{y,0} - g(t + \frac{1}{2}\alpha u_{x,0} t^2)}{1 + \alpha u_{x,0} t}. \quad (59)$$

Setting $\mathbf{V} = 0$ in (14), which is tacitly assumed by both Parker (1977) and Lamb (1923), one obtains upon integration and elimination of t

$$y = \left(\frac{u_{y,0}}{u_{x,0}} + \frac{g}{2\alpha u_{x,0}^2} \right) x - \frac{g}{4\alpha^2 u_{x,0}^2} (e^{2\alpha x} - 1), \quad (60)$$

which is the well-known solution for flat trajectories.

Weakly resistive media. Often, one is interested in media where the effect of resistance is still non-negligible, but not extraordinarily pronounced, so that α may be taken to be small. In such cases, perturbative techniques may be used to obtain analytical approximations. One such

⁶Parker (1977) derived this rigorously by requiring that $u_x^2 \gg u_y^2$, so that the approximation $u \approx u_x$ may be made. Then the equations of motion decouple and can, in fact, be solved in closed form. Imposing the same condition on the solutions yields the requirements $u_{y,0}^2/u_{x,0}^2 \ll 1$ and $t^2 \ll \alpha g$.

result is due to Tsuboi (1996), which can be rederived from the present solution. Tsuboi's solution is based on a first-order perturbation in the small parameter α and polynomial expansion in t ; third-order for u_x and fourth-order for u_y (the degree of the u_y approximate can be shown to be a necessary consequence of terminating the expression for u_x at the third-order term in t). Therefore, the power series in the denominator of the rational expression of u_x in (38) is terminated at the third-order term, neglecting quadratic and higher-order contributions in α , to obtain

$$u_x \approx \frac{u_{x,0}}{1 + \alpha u_0 t - \frac{1}{2} \alpha g \sin(\theta_0) t^2 + \frac{1}{6} \alpha g^2 u_0^{-1} \cos^2(\theta_0) t^3} \quad (61)$$

This expression can now be formally manipulated using the Cauchy product to yield

$$u_x \approx u_{x,0} - \alpha t \left(\frac{g^2 u_{x,0}^3}{6 u_0^3} t^2 - \frac{g u_{x,0} u_{y,0}}{2 u_0} t + u_{x,0} u_0 \right), \quad (62)$$

where again all contributions involving higher powers of α have been neglected. Finally, Tsuboi made the assumption that $u_{x,0} \gg u_{y,0}$ or $u_0 \approx u_{x,0}$ (i.e. low take-off angle), so that

$$u_x \approx u_{x,0} - \alpha t \left[\frac{1}{6} g^2 t^2 - \frac{1}{2} u_{y,0} g t + (2u_{x,0}^2 + u_{y,0}^2) \right]. \quad (63)$$

Since the power series for ϕ was terminated at the third-order term in the expression of u_x , for the sake of consistency, the same should be done for u_y , so that Φ will have to be terminated at the fourth-order term (recalling that $\Phi = \int \phi dt$). Using Cauchy products and neglecting contributions from terms higher-order in α yields

$$u_y \approx u_{y,0} - g t + \frac{\alpha}{u_{x,0}} t \left[\frac{1}{8} g^3 t^3 - \frac{1}{2} u_{y,0} g^2 t^2 + \frac{1}{4} (2u_{x,0}^2 + 3u_{y,0}^2) g t - \frac{1}{2} u_{y,0} (2u_{x,0}^2 + u_{y,0}^2) \right]. \quad (64)$$

Expressions (63) and (64) are in agreement with the result of Tsuboi (1996) and illustrate that this can be seen as a special case of the solution presented in this paper.

3.4 Numerical Illustration

For the following numerical examples, physical units are chosen such that $\alpha = g = 1$, which may be achieved by choosing the terminal velocity $v_\infty = \sqrt{g/\alpha}$ as the characteristic velocity and v_∞/g as the characteristic time scale. Also, we restrict ourselves to stationary media, i.e. $\mathbf{V} = 0$ or $\mathbf{v} = \mathbf{u}$. In Fig. 1, a projectile is launched at various angles and with initial velocity $v_0 = 1$, mirroring approximately the choice of Parker (1977). For low initial angles ($\theta_0 \lesssim 20^\circ$), the quasi-horizontal solution (60) agrees well with the numerical solution of the full problem obtained from a fourth-order Runge-Kutta method. For the sake of consistence, it may be noted that using higher-order terms in the approximation does not result in a noticeable difference. For a higher angle of release, such as 30° , the shortcomings of (60), which is only accurate up to first order in t , as discussed in Sec. 3.3.2 above, become apparent. It begins to deviate from the actual trajectory by considerable margins. On the other hand, using higher-order terms, i.e. (37)–(39), leads to a better approximation, distinctly so for $\theta_0 = 40^\circ$, where the assumption of a

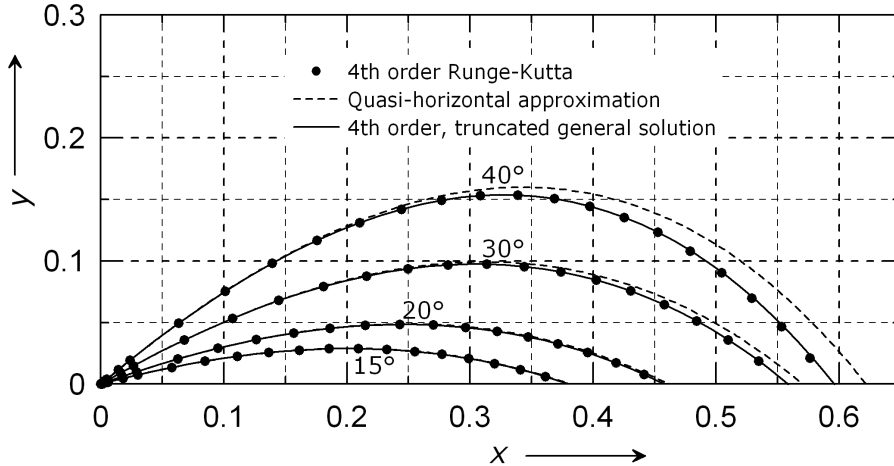


Figure 1: Trajectories for the motion of a particle under quadratic drag in a stationary medium. The units are chosen such that $\alpha = g = 1$. The initial conditions are $v_0 = 1$ and (a) $\theta_0 = 15^\circ$, (b) $\theta_0 = 20^\circ$, (c) $\theta_0 = 30^\circ$ and (d) $\theta_0 = 40^\circ$. The 4th order Runge-Kutta solution of the initial value problem (16)–(19) is compared with the quasi-horizontal approximation (60) and the fourth-order solution obtained from (37)–(39).

fairly flat trajectory is clearly violated.

In Fig. 2, the trajectory of an object released at $v_0 = 1, \theta_0 = 60^\circ$ is depicted. Comparison is made between the numerical solution and the analytical solution obtained from (38)–(39) upon truncation of the power series for Φ at various orders n . For the sake of clarity, lower-order approximations are not shown in the picture. In Fig. 3, the result obtained from solving equation (32) numerically with a Runge-Kutta scheme is compared with the partial sums of the series for Φ , i.e. (37). The lower order approximations are omitted in order to avoid unnecessary cluttering. From both figures, it is apparent that including higher order terms leads to an increase in accuracy. For a solution based on power series, this is generally a suggestive indication of convergence.

4 Generalizations

In this section two possible generalisations of the basic problem are discussed. First, more general drag laws are considered. In the second problem, the requirement of constant fluid velocity is relaxed in order to allow for the velocity profile to depend on the vertical coordinate.

4.1 Generalised Drag Laws

Here, the drag force is assumed to be of the form

$$\mathbf{F}_D = -m_p (\alpha \|\mathbf{v} - \mathbf{V}\|^{2k} + \beta) (\mathbf{v} - \mathbf{V}), \quad (65)$$

where α, β, k denote real non-negative constants. The reason this form of drag presents such an interesting object of study is two-fold. First, from a mathematical point of view, this law is a

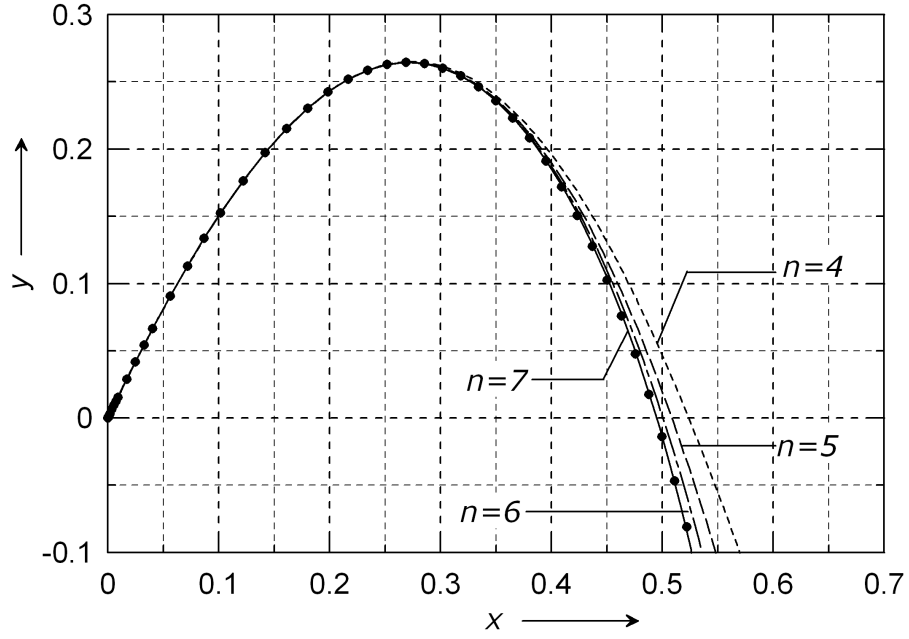


Figure 2: Trajectory of an object released at a velocity $v_0 = 1$ and an initial angle of $\theta_0 = 60^\circ$ in units such that $\alpha = g = 1$. The numerical solution by a 4th order Runge-Kutta method of (16)–(19) (\bullet) is compared with the solution obtained from (38)–(39) upon truncation of Φ after the term of order $n = 4, 5, 6, 7$.

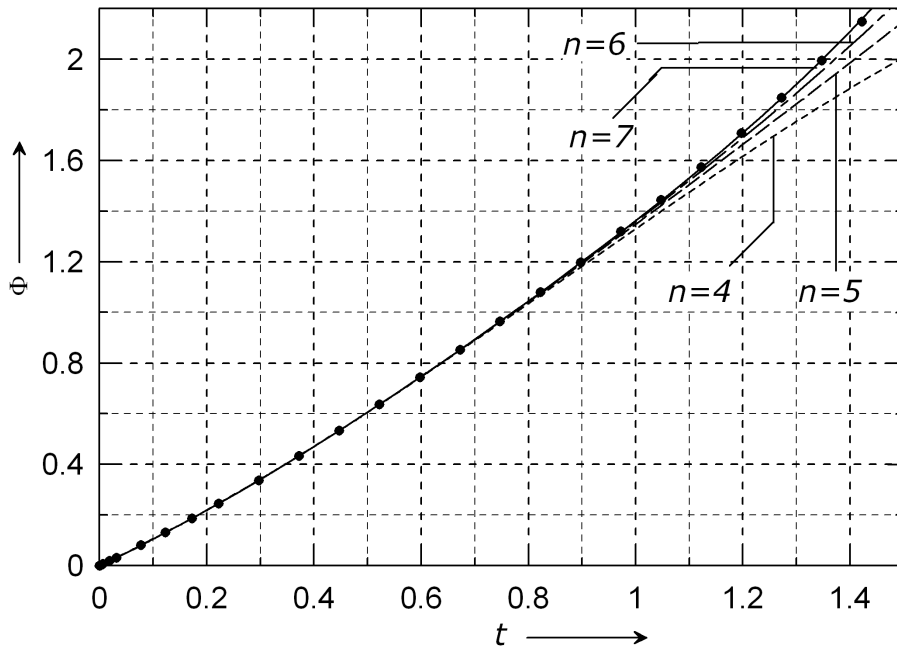


Figure 3: Graph of the resolvent variable Φ of an object released at $v_0 = 1$ and initial angle $\theta_0 = 60^\circ$. The numerical solution by a 4th order Runge-Kutta method of (16)–(19) (\bullet) is compared with the solution obtained from (37) upon truncation of Φ after the term of order $n = 4, 5, 6, 7$.

formal generalisation of several simpler laws. Observe that setting $\alpha = 0$ reduces (65) to the well-known linear Stokesian drag. For $\beta = 0$, one recovers the general power law, and further setting $k = 1/2$ yields Newtonian drag. Finally, arbitrary α, β and $k = \frac{1}{2}$ corresponds to the generalisation of the quadratic drag law proposed by Newton (1687). From a physical perspective, the form of (65) represents an often used correlation for the drag force of a sphere proposed by Schiller and Naumann (1933).⁷ Clift et al. (1978) report that the Schiller-Naumann correlation is accurate to within 5% for Reynolds numbers between 0.2 to 10^3 . This drag law hence bridges the grey area between the Stokesian and the Newtonian regime.

4.1.1 Mathematical Problem

Inserting (65) into the general force balance (1) yields

$$\frac{d\mathbf{v}}{dt} = -(\alpha\|\mathbf{v} - \mathbf{V}\|^{2k} + \beta)(\mathbf{v} - \mathbf{V}) + \mathbf{g} \quad (67)$$

Rewriting the above in terms of the relative velocity $\mathbf{u} = \mathbf{v} - \mathbf{V}$ and noting that $\mathbf{V} = \text{const.}$ yields

$$\frac{d\mathbf{u}}{dt} = -(\alpha\|\mathbf{u}\|^{2k} + \beta)\mathbf{u} + \mathbf{g}. \quad (68)$$

In a Cartesian coordinate system identical to the one used in the previous sections, this equation may be written in components as

$$\frac{du_x}{dt} + [\alpha(u_x^2 + u_y^2)^k + \beta]u_x = 0 \quad (69)$$

$$\frac{du_y}{dt} + [\alpha(u_x^2 + u_y^2)^k + \beta]u_y = -g \quad (70)$$

The initial conditions are $\mathbf{u}(0) = (u_{x,0}, u_{y,0})$.

4.1.2 Solution

Let us begin by recasting the equations of motion into the form considered in Section 2, setting $P = \alpha(u_x^2 + u_y^2)^k + \beta$ and $\mathbf{Q} = (0, -g)$. Observe that, as in the previous problem, $\nabla_{\mathbf{u}}\mathbf{Q} = \mathbf{0}_{2,2}$ is still a null matrix. Therefore, this problem is of the class of equations considered in Section 2 and the reduction principle may be used to define the appropriate resolvent variable and derive the resolvent equation:

$$\phi \equiv \exp \left\{ \int_0^t [\alpha(u_x^2 + u_y^2)^k + \beta] d\tau \right\} \quad (71)$$

$$u_x = \frac{u_{x0}}{\phi} \quad (72)$$

⁷More precisely, Schiller-Naumann drag is usually stated in the form $\|\mathbf{F}_D\| = \frac{1}{2}C_D A \|\mathbf{v} - \mathbf{V}\|^2$ with

$$C_D(\text{Re}) = \frac{24}{\text{Re}} (1 + 0.15\text{Re}^{0.687}) \quad (66)$$

where Re denotes the Reynolds number.

$$u_y = \frac{1}{\phi} \left(u_{y0} - g \int_0^t \phi \, d\tau \right) \quad (73)$$

$$\frac{d\phi}{dt} = \alpha \left[u_{x0}^2 + \left(u_{y0} - g \int_0^t \phi \, d\tau \right)^2 \right]^k \phi^{1-2k} + \beta \phi \quad (74)$$

Introducing Φ according to (31) yields an ordinary differential equation of second order:

$$\frac{d^2\Phi}{dt^2} = \alpha \left[u_{x0}^2 + (u_{y0} - g\Phi)^2 \right]^k \left(\frac{d\Phi}{dt} \right)^{1-2k} + \beta \frac{d\Phi}{dt} \quad (75)$$

The initial conditions are the same as in the previous problem. A power series ansatz is now used, setting

$$\Phi = b_0 + b_1 t + b_2 t^2 + b_3 t^3 + \dots \quad (76)$$

The initial conditions require that $b_0 = 0$ and $b_1 = 1$. All further coefficients then follow from Taylor's theorem and may be computed recursively using

$$b_{n+2} = \frac{\alpha}{(n+2)!} \frac{d^n}{dt^n} \left\{ \alpha \left[u_{x0}^2 + (u_{y0} - g\Phi)^2 \right]^k \left(\frac{d\Phi}{dt} \right)^{1-2k} + \beta \frac{d\Phi}{dt} \right\} \Bigg|_{t=0} \quad (77)$$

The first few terms of the solution hence read

$$\begin{aligned} b_0 &= 0 \\ b_1 &= 1 \\ b_2 &= \frac{\alpha u_0^{2k} + \beta}{2} \\ b_3 &= \frac{(1-2k)\alpha^2 u_0^{4k} - 2k\alpha g u_0^{2k-1} \sin\theta + 2(1-k)\alpha\beta u_0^{2k} + \beta^2}{2 \cdot 3} \\ &\dots \quad \dots \quad \dots \quad \dots \quad \dots \quad \dots \quad \dots \quad \dots \quad \dots \quad \dots \quad \dots \end{aligned}$$

Inserting this solution into equations (72) and (73) completes the solution of the problem.

Remark. The general nature of the coefficients is a bit more transparent if one chooses units such that $u_0 = g = 1$. Then the coefficients are bivariate polynomials in α and β . Each coefficient comprises terms of three different kinds: First, there are those terms that depend only on α and thus represent the effect of the general power drag law, which is associated with high Reynolds numbers. Secondly, there are those terms that represent the effect of Stokes drag, i.e. low Reynolds numbers. Other than these *pure* terms, there are *mixed* terms that are responsible for the transition between these two regimes. Although the underlying drag law is, formally, a linear superposition of a general power law and a linear law, the solution itself is not a sum of the solutions corresponding to the “pure” drag laws. As such, the existence of the mixed terms illustrates the nonlinearity of the problem. Nonetheless, this behaviour only becomes apparent from the third-order term onwards.

It is readily checked that setting $\beta = 0$ and $k = 1/2$, one obtains the same expansion as

established in Section 2. On the other hand, for $\alpha = 0$, one obtains $\Phi = t + \beta t^2/2! + \beta^2 t^3/3! + \dots = (e^{\beta t} - 1)/\beta$, whence $u_x = u_{x,0}/e^{\beta t}$ and $u_y = (u_{y,0} - g/\beta)e^{-\beta t} + g/\beta$, which is the well-known closed-form solution for Stokes drag (cf. Synge & Griffith 1949, p. 159). This serves as a consistency check.

4.2 Accounting for a Velocity Profile

As a final step of generalisation, we consider the effect of velocity profiles on projectile motion. After deriving the mathematical formulation, i.e. the equations of motion, the solution is obtained using the result of Section 2. Finally, some properties of the solution are pointed out.

4.2.1 Equations of Motion

The equations of motion are, for projectile motion subject to quadratic drag, given by

$$\frac{d\mathbf{v}}{dt} = -\alpha\|\mathbf{v} - \mathbf{V}\|(\mathbf{v} - \mathbf{V}) + \mathbf{g}. \quad (78)$$

The usual Cartesian coordinate system is chosen. Unlike in the previous problems, however, the fluid velocity is allowed to vary with height. We assume a unidirectional horizontal flow along the x axis with the velocity depending only on the vertical coordinate y , i.e.

$$\mathbf{V} = (V_x(y), 0) \quad (79)$$

so that V_x is a sufficiently well-behaved function of y , subject to the condition $V_x(y=0) = 0$. Physically, this represents a flow in the x -direction over a horizontal plate or wall placed at $y = 0$ so that the fluid obeys the no-slip condition of a viscous fluid at a solid wall. Here, we restrict ourselves to the case where the velocity of the fluid varies linearly with height, setting $V_x = \gamma y$. Such a law is valid for flows (both laminar and turbulent) close to a smooth wall. Now the differential equations describing the motion may be written in coordinate form as

$$\frac{dv_x}{dt} + \alpha(v_x - \gamma y)\sqrt{(v_x - \gamma y)^2 + v_y^2} = 0 \quad (80)$$

$$\frac{dv_y}{dt} + \alpha v_y\sqrt{(v_x - \gamma y)^2 + v_y^2} = -g \quad (81)$$

The initial conditions are, as usual, $v_x(0) = v_{x,0}$ and $v_y(0) = v_{y,0}$. In addition, it is assumed that the particle is released into the flow at $x(0) = 0$ and $y(0) = y_0$. Recalling that $v_y = dy/dt$, one recognizes that the equations of motion actually constitute, in their present form, a second-order system of coupled differential equations (the second equation involving $dv_y/dt = d^2y/dt^2$) and are, as such, beyond the scope of the reduction principle introduced earlier. This inconvenience can be resolved if the problem is reformulated in terms of the relative velocity $\mathbf{u} = \mathbf{v} - \mathbf{V} =$

$(v_x - \gamma y, v_y) \equiv (u_x, u_y)$ yielding

$$\frac{du_x}{dt} + \alpha u_x \sqrt{u_x^2 + u_y^2} = -\gamma u_y \quad (82)$$

$$\frac{du_y}{dt} + \alpha u_y \sqrt{u_x^2 + u_y^2} = -g \quad (83)$$

subject to the initial conditions $u_x(0) = u_{x,0}$ and $u_y(0) = u_{y,0}$.

4.2.2 Solution

To recast the system into the form considered in eq. (2), the formulation of P may be adopted without change from (26), since the same form of drag applies here as well. On the other hand, as an effect of the velocity profile, the inhomogenous term now reads $\mathbf{Q} = (-\gamma v_y, -g)$. The gradient of \mathbf{Q} hence is

$$\nabla_u \mathbf{Q} = \begin{pmatrix} 0 & -\gamma \\ 0 & 0 \end{pmatrix}, \quad (84)$$

i.e. no longer zero, so the traditional methods such as the ones used by Bernoulli (1719) or Parker (1977) are inadequate. However, the problem is still within the scope of the reduction principle from Section 2, because $\nabla_u \mathbf{Q}$ is, up to numeration of indices, a strictly lower diagonal matrix. The procedure then yields

$$\phi \equiv \exp \left\{ \alpha \int_0^t \sqrt{u_x^2 + u_y^2} d\tau \right\} \quad (85)$$

$$u_y = \frac{u_{y0} - g \int_0^t \phi d\tau}{\phi} \quad (86)$$

$$u_x = \frac{u_{x0} - \gamma \int_0^t u_y(\phi) \phi dt}{\phi} \quad (87)$$

$$= \frac{u_{x0} - \gamma \int_0^t \left(u_{y0} - g \int_0^\tau \phi ds \right) d\tau}{\phi} \quad (88)$$

This may be further simplified by setting

$$\Psi \equiv \iint \phi dt d\tau. \quad (89)$$

The first initial condition is imposed by the definition of $\phi = d^2\Psi/dt^2$, namely

$$\frac{d^2\Psi(0)}{dt^2} = 1. \quad (90)$$

Two other initial values are still necessary in order to determine Ψ uniquely. This may be accomplished, e.g., by fixing the choice of integration constants in (89). Keeping in mind that

the physical initial conditions $u_x(0) = u_{x,0}$ and $u_y(0) = u_{y,0}$ need to be fulfilled, we choose

$$\Psi(0) = \frac{u_{x0}}{g\gamma}, \quad (91)$$

$$\frac{d\Psi(0)}{dt} = \frac{-u_{y0}}{g}. \quad (92)$$

Now, the solutions may be rewritten in terms of the auxiliary function Ψ as

$$u_x = \gamma g \frac{\Psi}{d^2\Psi/dt^2}, \quad (93)$$

$$u_y = -g \frac{d\Psi/dt}{d^2\Psi/dt^2}. \quad (94)$$

Inserting this into the equation for the vertical component (83), yields

$$\frac{d^3\Psi}{dt^3} = \alpha g \sqrt{(\gamma\Psi)^2 + (d\Psi/dt)^2}. \quad (95)$$

This is the new auxiliary equation to which the original coupled system has been reduced. One can now develop Ψ in a power series $\Psi = c_0 + c_1t + c_2t^2 + c_3t^3 + \dots$ with

$$c_n = \frac{1}{n!} \frac{d^n\Psi}{dt^n} \quad (96)$$

according to Taylor's theorem. The first three coefficients are given by the initial conditions. Differentiation of (95) n times yields the recursive formula

$$c_{n+3} = \frac{\alpha g}{(n+3)!} \frac{d^n}{dt^n} \sqrt{(\gamma\Psi)^2 + (d\Psi/dt)^2}, \quad (97)$$

which can be used to evaluate all the coefficients of the series solution, the first few terms reading

$$c_0 = \frac{u_0 \cos \theta_0}{g\gamma}$$

$$c_1 = -\frac{u_0 \sin \theta_0}{g}$$

$$c_2 = 1/2$$

$$c_3 = \frac{\alpha u_0}{2 \cdot 3}$$

$$c_4 = -\frac{\alpha (g \sin \theta_0 - \gamma u_0 \cos \theta_0 \sin \theta_0)}{2 \cdot 3 \cdot 4}$$

... ..

The solution then is

$$\begin{aligned}
u_x &= \frac{u_{x0}}{1 + \alpha u_0 t - \frac{\alpha g \sin \theta_0 - \alpha \gamma \sin \theta_0 \cos \theta_0}{1 \cdot 2} t^2 + \text{etc.}} \\
&\quad - \gamma \times \frac{u_0 \sin \theta_0 t - \frac{1}{2} t^2 - \frac{g \alpha u_0}{1 \cdot 2 \cdot 3} t^3 + \frac{\alpha (g^2 \sin \theta_0 - g \gamma \cos \theta_0 \sin \theta_0)}{1 \cdot 2 \cdot 3 \cdot 4} t^4 + \text{etc.}}{1 + \alpha u_0 t - \frac{\alpha g \sin \theta_0 - \alpha \gamma \sin \theta_0 \cos \theta_0}{1 \cdot 2} t^2 + \text{etc.}}
\end{aligned} \tag{98}$$

$$\begin{aligned}
u_y &= \frac{u_{y0}}{1 + \alpha u_0 t - \frac{\alpha g \sin \theta_0 - \alpha \gamma \sin \theta_0 \cos \theta_0}{1 \cdot 2} t^2 + \text{etc.}} \\
&\quad - g t \times \frac{1 + \frac{\alpha u_0}{1 \cdot 2} t + \frac{\alpha (g^2 \sin \theta_0 - g \gamma \cos \theta_0 \sin \theta_0)}{1 \cdot 2 \cdot 3} t^2 + \text{etc.}}{1 + \alpha u_0 t - \frac{\alpha g \sin \theta_0 - \alpha \gamma \sin \theta_0 \cos \theta_0}{1 \cdot 2} t^2 + \text{etc.}}
\end{aligned} \tag{99}$$

Using the transformation equations given earlier, one can deduce v_x, v_y, x and y from the above.

4.2.3 Properties

Comment on the auxiliary variable. Here, in Section 4.2, the abstractly defined resolvent variable Ψ no longer has the usual connotation of being (up to linear transformations) the slope of the trajectory of the projectile. This also explains why the usual approach (cf. Parker, 1977) of assuming a resolvent variable linearly related to u_y/u_x is not fruitful in this case. It may be of interest to note that

$$\frac{u_y}{u_x} = -\frac{1}{\gamma} \frac{d\Psi/dt}{\Psi}, \tag{100}$$

which is, up to constant factors, the logarithmic derivative of Ψ . From a similar point of view, the hodograph technique also appears to be problematic because expressing Ψ in terms of $\tan \theta = u_y/u_x$ and inserting the resultant expression into (95) would yield an integro-differential equation involving non-trivial kernels.

Particular Solutions. Although the complete analytical solution could not be expressed in closed form, surprisingly, there are several distinct non-trivial particular solutions that may be expressed in terms of elementary functions. To this end, assume an exponential ansatz of the form $\Psi = C \exp(\lambda t)$, where C is an arbitrary constant. Inserting this into (95) yields the characteristic equation

$$\lambda^3 = \alpha g \sqrt{\gamma^2 + \lambda^2}. \tag{101}$$

for λ . This equation has three distinct roots in \mathbb{C} corresponding to three separate solutions for the set of initial conditions $\Psi(0) = C, d\Psi(0)/dt = \lambda C, d^2\Psi(0)/dt^2 = \lambda^2 C$. Since there is only one free parameter contained in the solution, a general set of initial conditions cannot be fulfilled, neither can the general solution be obtained by linear superposition owing to the nonlinearity of the problem. It would appear, nevertheless, that the properties of the particular solutions reflect the behaviour of the general solution, so that knowledge of the former would be instructive in

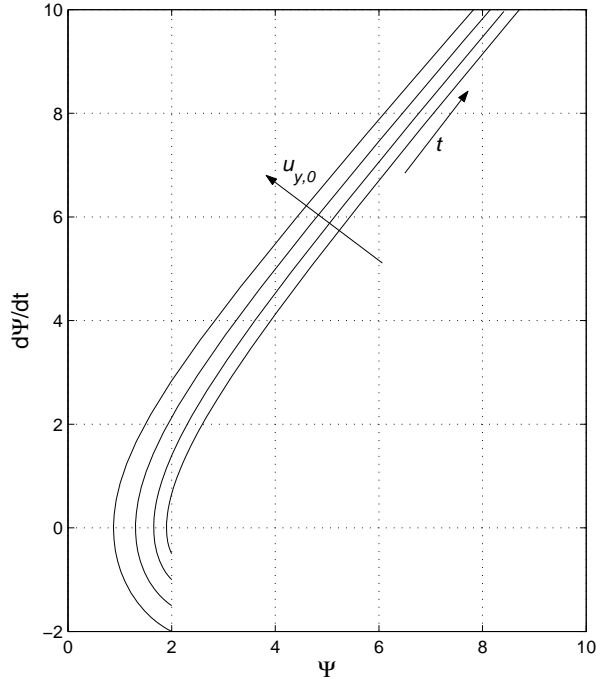


Figure 4: Family of phase trajectories for Ψ in normalized units such that $\alpha = g = 1$ and fixed $\gamma = 1$. The initial conditions are varied with $u_{x,0} = 1$ and $u_{y,0} = 0.5, 1, 1.5,$ and 2 .

comprehending the latter. This may be visualized by means of phase plots in the $(\Psi, d\Psi/dt)$ plane. In Fig. 4, a family of phase trajectories is displayed for $\gamma = 1$ and various initial conditions, with $\alpha = g = 1$ achieved by an appropriate choice of units. The qualitative shape may indeed be derived from the nature of the particular solutions named above. Using elementary algebra, it is readily seen that the solutions of (101) are such that one is positive real and two of them are complex conjugates with negative real part. The complex conjugate solutions are associated with exponentially damped sinusoids, translating into a spiralling ellipse in the phase plane. Their influence, however, decays with time due to the damping. The real root, representing a growing exponential function, quickly begins to dominate the behaviour, so that the long-term behaviour of the solution in Fig. 4 is a straight line. The slope is given by the real solution of $\lambda^3 = \sqrt{\lambda^2 + 1}$, i.e.

$$\lambda = \frac{1}{\sqrt{3}} \sqrt{\sqrt[3]{\frac{27 - 3\sqrt{69}}{2}} + \sqrt[3]{\frac{27 + 3\sqrt{69}}{2}}} \approx 1.15096$$

5 Conclusions and Outlook

In this paper, the motion of a body in a resistant medium and a constant gravitational field was investigated. The nonlinear nature of the drag force leads to a coupled nonlinear system of ordinary differential equations, thus demanding a more involved approach in the analytical treatment. To this end, a useful technique for decoupling a particular class of coupled systems of

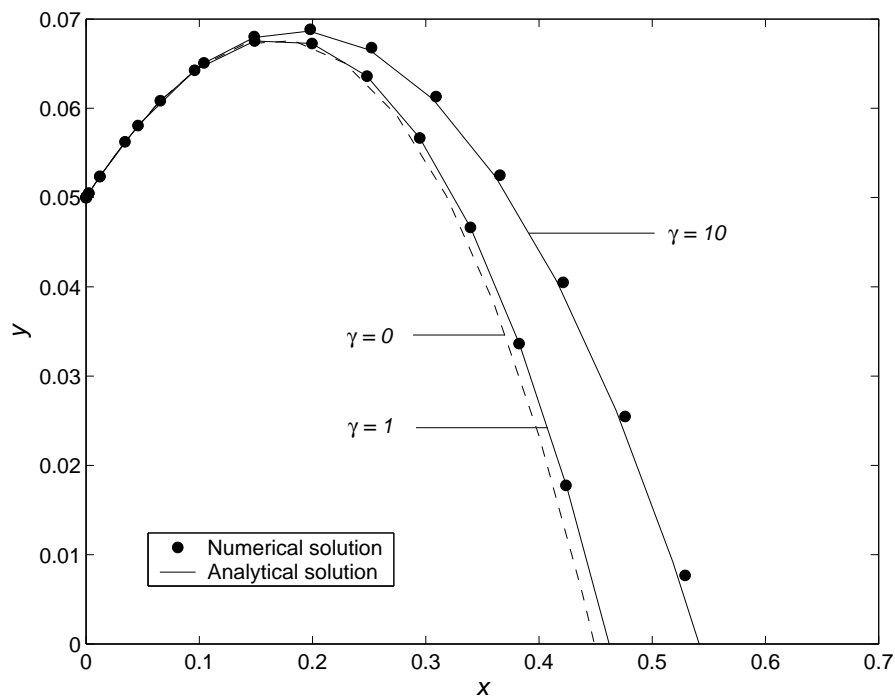


Figure 5: Situation of a particle released at $y = 0.05$ in units such that $\alpha = g = 1$ and with initial conditions $v_{x,0} = 1, v_{y,0} = 1/5$. Displayed are the trajectories for different values of the slope of the velocity profile, γ . The analytical solution obtained from truncating Ψ after the fifth-order term (solid line) is compared with the numerical solution by a Runge-Kutta method. For reference, the Runge-Kutta solution without velocity profile ($\gamma = 0$) is also depicted (dotted line).

ODEs was proposed in order to facilitate the analytical solution of such problems.

This was applied to projectile motion under quadratic drag, yielding an equation of motion for a single auxiliary variable. An explicit analytical solution of the problem was then proposed. Relations to limiting cases from earlier studies were then shown. The solution was also validated numerically by comparing it with direct solutions of the original system of equations using a Runge-Kutta method. Furthermore, although a constant of motion for this problem was already known in the literature, it was further demonstrated that, when expressed in terms of appropriate variables, the constant of motion can be interpreted as the conserved Hamiltonian of the system. Within this framework, it was further pointed out that the resolvent variable provided by the reduction principle together with its time derivative constitute the canonical or Darboux coordinates of the motion.

The decoupling technique was carried over to handle a more general drag law containing quadratic and general power drag laws. A special case of this law is the Schiller-Naumann correlation valid for the transition regime between Stokesian and Newtonian drag. An explicit analytical solution was presented for this case as well.

Lastly, the reduction principle was also used to deal with a final generalisation of the basic problem, the motion of an object with quadratic drag in shear flow with a linear velocity profile. This was motivated by the fact that no study investigating projectile motion under the effect of a velocity profile and nonlinear drag could be found in the literature. Again, an analytical solution was presented. Furthermore, closed-form nontrivial particular solutions for the resolvent variable were identified and the close relation between their properties and the nature of the general solution was discussed. These could be the basis of new studies, either from the perspective of nonlinear superposition principles (i.e. with the aim of constructing a general solution from the particular solutions) or from the point of view of semi-analytical approximations, e.g., by means of the method proposed by Churchill and Usagi (1972).

While in practical applications a numerical solution of the class of systems of ODEs considered here may be more efficient in computing a solution for given initial conditions, the present results are important as they provide a means of access to the mathematical properties of and, ultimately, more physical insight into the system, even in more general cases, as demonstrated.

Several extensions of the present work are now possible:

The decoupling technique proposed may be applied in other settings. These need not be within the direct scope of physics; coupled systems also occur in the modeling of chemical or biological reactions, to name but few. An extension of the method to other possibly more general classes of differential equations may also be of interest. Second, it seems appealing to generalise the shape of the background velocity profile of the fluid to some classes of nonlinear functions. Finally, the considered problem can be enhanced by considering other forces as well, of which the Magnus force presumably is the most significant, requiring an additional equation for the angular momentum of the particle.

Acknowledgements

The corresponding author would like to express his gratitude to Martin-Andersen-Nexö-Gymnasium Dresden for providing an ideal framework within the school curriculum for carrying out the research activities. The authors are also thankful to Prof. Dr. Ralph Chill and Prof. Dr. Jürgen Voigt for advice on mathematical background and constructive criticism during the process of preparation of the manuscript.

REFERENCES

- Benacka, J. (2010). Classroom notes: Solution to projectile motion with quadratic drag and graphing the trajectory in spreadsheets. *International Journal of Mathematical Education in Science and Technology*, 41(3):373–378.
- Benacka, J. (2011). On high-altitude projectile motion. *Canadian Journal of Physics*, 89(10):1003–1008.
- Bernoulli, J. (1719). Responsio ad nonneminis provocationem, ejusque solutio quaestionis ipsi ab eodem propositae, de invenienda linea curva quam describit projectile in medio resistente. *Acta Eruditorum*, Maji:216–226.
- Churchill, S. W. and Usagi, R. (1972). A general expression for the correlation of rates of transfer and other phenomena. *American Institute of Chemical Engineers*, 18:1121–1128.
- Clift, R., Grace, J. R., and Weber, M. E. (1978). *Bubbles, Drops and Particles*. Academic, New York.
- de Borda, J.-C. (1772). Sur la courbe décrite par les boulets & les bombes, en égard á la résistance de l'air. In *Histoire de l'Académie Royale des Sciences / Année M. DCCLXIX / Avec les Mémoires de Mathématique & de Physique de la même Année, Tirés des Registres de cette Académie*, pages 116–121. L'Imprimerie Royale, Paris.
- Didion, I. (1860). *Traité de balistique*. Mallet-Bachelier, Paris, 2nd edition.
- Dominici, D. (2003). Nested derivatives: a simple method for computing series expansions of inverse functions. *International Journal of Mathematics and Mathematical Sciences*, 2003:3699–3715.
- Euler, L. (1745). *Neue Grundsätze der Artillerie enthaltend die Bestimmung der Gewalt des Pulvers nebst einer Untersuchung über den Unterscheid des Widerstands der Luft in schnellen und langsamen Bewegungen, aus dem Englischen des Hrn. Benjamin Robins übersezt und mit den nöthigen Erläuterungen und vielen Anmerkungen versehen von Leonhard Euler*. A. Haude, Berlin.
- Hackborn, W. W. (2006). The science of ballistics: Mathematics serving the dark side. *Proceedings of the Canadian Society for History and Philosophy of Mathematics*, 19:109–119.

- Hardy, G. H. (1940). *A Mathematician's Apology*. Cambridge University Press, Cambridge. Reprinted in 1992.
- Hayen, J. C. (2003). Projectile motion in a resistant medium. Part I: exact solution and properties. *International Journal of Non-Linear Mechanics*, 38(3):357–369.
- Lagrange, J.-L. (1809a). Mémoire sur la théorie des variations des élémens des planètes et en particulier des variations des grands axes de leurs orbites. *Mémoires de l'Institute national, classe des Sciences mathématiques et physiques*, 9:1–72. Reprinted in J.-A. Serret (ed.): *Œuvres de Lagrange*, VI, pp. 713–768. Gauthier-Villars, Paris.
- Lagrange, J.-L. (1809b). Mémoire sur la théorie générale de la variation des constantes arbitraires dans tous les problèmes de la mécanique. *Mémoires de l'Institute national, classe des Sciences mathématiques et physiques*, 9:257–302. Reprinted in *Œuvres*, VI, pp. 771–804.
- Lagrange, J.-L. (1810). Second mémoire sur la théorie générale de la variation des constantes arbitraires dans tous les problèmes de la mécanique. *Mémoires de l'Institute national, classe des Sciences mathématiques et physiques*, 10:343–352. Reprinted in *Œuvres*, VI, pp. 809–816.
- Lamb, H. (1923). *Dynamics*. Cambridge University Press, London, 2nd edition.
- Lambert, J. H. (1767). Mémoire sur la résistance des fluides avec la solution du problème ballistique. In *Histoire de l'Académie royale des sciences et belles-lettres á Berlin / Année M. DCCLXV*, pages 102–188. Haude et Spener, Berlin.
- Le Gendre, A.-M. (1782). *Dissertation sur la question de balistique proposée par l'Académie royale des sciences et belles-lettres de Prusse pour le prix de 1782*. G. J. Decker, Berlin.
- Liao, S. J. (2004). *Beyond Perturbation: Introduction to the Homotopy Analysis Method*. Chapman & Hall, London.
- Nalpanis, P., Hunt, J. C. R., and Barret, C. F. (1993). Saltating particles over flat beds. *Journal of Fluid Mechanics*, 251:661–685.
- Newton, I. (1687). *Philosophiæ Naturalis Principia Mathematica*. S. Pepys, London, 1st edition.
- Parker, G. W. (1977). Projectile motion with air resistance quadratic in the speed. *American Journal of Physics*, 45(7):606–610.
- Schiller, L. and Naumann, A. (1933). A drag coefficient correlation. *VDI-Zeitschrift*, 77:318–320.
- Synge, J. L. and Griffith, B. A. (1949). *Principles of Mechanics*. McGraw-Hill Book Company, Toronto, 2nd edition.
- Tsuboi, K. (1996). On the optimum angle of takeoff in long jump. *Transactions of the Japan Society for Industrial and Applied Mathematics*, 6:393.

- Walter, W. (2000). *Gewöhnliche Differentialgleichungen / Eine Einführung*. Springer-Verlag, Heidelberg, 7th edition.
- Weinacht, P., Cooper, G. R., and Newill, J. F. (2005). Analytical prediction of trajectories for high-velocity direct-fire munitions. Technical Report ARL-TR-3567, U.S. Army Research Laboratory.
- Yabushita, K., Yamashita, M., and Tsuboi, K. (2007). An analytic solution of projectile motion with the quadratic resistance law using the homotopy analysis method. *Journal of Physics A: Theoretical and Mathematical*, 40:8403–8416.