

Semileptonic B_s decays at Belle, Babar, and D0

Phillip Urquijo
University of Bonn
Bonn, GERMANY

Proceedings of CKM2012, the 7th International Workshop on the CKM Unitarity Triangle, University of Cincinnati, USA, 28 September - 2 October 2012

1 Introduction

Semileptonic decays of B mesons constitute a very important class of decays for determination of the elements of the Cabibbo-Kobayashi-Maskawa (CKM) matrix [1], $|V_{ub}|$ and $|V_{cb}|$ and for understanding the origin of CP violation in the Standard Model (SM). An important aspect of semileptonic B decays is that they only one hadronic current, and can therefore be described precisely by heavy quark theory, making them suitable for precision measurements of quark parameters. The full semileptonic width is also large, making up more than 20% of all B decays. The light, B^0 , and B^+ meson decays have been precisely measured by experiment, with both exclusive and inclusive methods. The experimental information on both the production and decay of B_s mesons, however is relatively limited. The interest in the physics of the B_s has intensified recently, particularly concerning studies of the dilepton asymmetry in $b\bar{b}$ production, at D0 [2] and at LHCb [3]. They have also been used to precisely determine the b -quark production cross section [4], and hadronisation fractions [5, 6]. Measurements of B_s mesons may also provide precise input to heavy quark effective theory (HQET), and determination of the CKM matrix elements, as lattice predictions with heavy quarks (s instead of u, d), and more phase space at lower recoil lead to smaller theoretical uncertainties.

At the B -factories, data samples were collected with e^+e^- centre of mass (CM) energies of approximately $\sqrt{s} = 10.87$ GeV, above the $B_s\bar{B}_s$ production thresholds. Babar and Belle collected approximately 3.2 fb^{-1} and 121 fb^{-1} near the $\Upsilon(5S)$, respectively. The cross section of $\Upsilon(5S)$ production from e^+e^- collisions at the B -factories, is approximately 30% of $\Upsilon(4S)$ production. Furthermore only a fraction of $\Upsilon(5S)$ mesons decay to $B_s^0\bar{B}_s^0$, $f_s = (19.9 \pm 3.0)\%$. The remainder proceed mainly to B mesons. This leads to approximately B_s pair sample sizes of 0.37×10^6 and 14×10^6 for Belle and Babar, respectively. Measurements of B_s mesons, therefore face considerable statistical limitations with current $\Upsilon(5S)$ samples. At the Tevatron, an abundant number of B_s and other b -hadron species were produced. The D0 experiment used a data sample of 1.3 fb^{-1} of $p\bar{p}$ collisions to study exclusive semileptonic B_s decays.

2 Inclusive semileptonic B_s decays

An important prediction from HQET is that the decay widths of all semileptonic B meson decays are equal, *i.e.* $\Gamma_{\text{sl}}(B_u^+) = \Gamma_{\text{sl}}(B_d^0) = \Gamma_{\text{sl}}(B_s^0)$. Non-perturbative QCD contributions to the decay width are modified, most significantly at third order in the spin orbit operator term [7, 8]. Corrections from higher orders are expected to cancel these effects, leading to an overall correction of approximately 1%. This implies that $SU(3)$ symmetry should hold.

The experimental signature for inclusive semileptonic B_s decays is the presence of a single high momentum lepton. The other decay products of the B_s are not exclusively reconstructed. A measurement of this quantity at $\Upsilon(5S)$ comprises of contributions from B and B_s decays, with a ratio of 4 to 1. It is therefore necessary to enhance the relative contribution from B_s mesons, to minimise experimental systematic uncertainties. To do this, tagging techniques have been employed that exploit the fact that B_s decays proceed preferably via the Cabbibo favoured $B_s \rightarrow D_s^\pm X$ transition ($\mathcal{B}(B_s \rightarrow D_s^\pm X) = (93 \pm 25)\%$, and $\mathcal{B}(B \rightarrow D_s^\pm X) = (8.3 \pm 0.8)\%$), followed by $D_s^\pm \rightarrow \phi X$. Although full B_s reconstruction would be ideal for constraining background, as done at $\Upsilon(4S)$, the efficiencies are too low to be of use. Belle and Babar use slightly different methods based on these properties, described in turn below.

2.1 Babar

Babar searches for events that contain ϕ mesons ($\mathcal{B}(D_s \rightarrow \phi X) = (15.7 \pm 1.0)\%$), which enhances the relative contribution of B_s to B , by approximately 4.4. An additional high momentum lepton is searched for in the event, to identify semileptonic B decays. This method clearly does not differentiate between ϕ s produced from the same or the opposite $B_{(s)}$. A third sample of events that contain at least one hadron in the final state is used to constrain some input parameters, most notably f_s . All three samples are measured as a function of the e^+e^- CM energy. The rates are defined as: $C_h = R_B[f_s\epsilon_h^s + (1 - f_s)\epsilon_h]$, $C_\phi = R_B[f_s\epsilon_\phi^s P(B_s\bar{B}_s \rightarrow \phi X) + (1 - f_s)\epsilon_\phi P(B\bar{B} \rightarrow \phi X)]$, and $C_{\phi\ell} = R_B[f_s\epsilon_\phi^s P(B_s\bar{B}_s \rightarrow \phi\ell X) + (1 - f_s)\epsilon_{\phi\ell} P(B\bar{B} \rightarrow \phi\ell X)]$, for the inclusive hadronic, ϕ , and $\phi + \ell$ samples, respectively. The $P(B\bar{B} \rightarrow \phi X, \phi\ell X)$ terms are the probabilities that a ϕ or $\phi + \ell$ pair is produced in a $B\bar{B}$ event, ϵ_i are reconstruction efficiencies, and R_B is the production fraction normalised to Bhabha events. Background from continuum is subtracted using data collected below the threshold for open b hadron production. The measurement simultaneously extracts f_s and $\mathcal{B}(B_s \rightarrow X\ell\nu)$. Values for f_s are measured for each energy scan point (Fig. 1(a)), and a global χ^2 is minimised over all scan points (Fig. 1(b)) to measure $\mathcal{B}(B_s \rightarrow X\ell\nu) = 9.5_{-2.0}^{+2.5}(\text{stat.})_{-1.9}^{+1.1}(\text{sys.})$ [9]. The dominant systematic uncertainty ($\sim 10\%$), is due to the uncertainty on the inclusive $B_{(s)} \rightarrow D_s$ branching fractions.

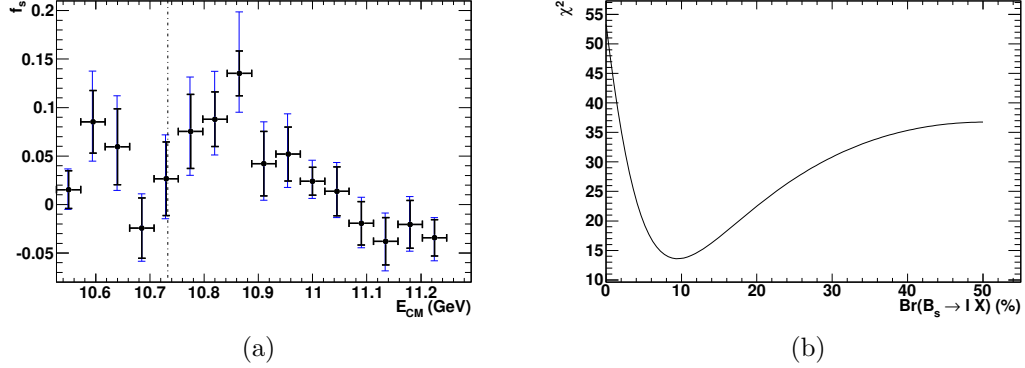


Figure 1: The Babar inclusive semileptonic decay measurement: (a) the fraction f_s as a function of E_{CM} , where the inner error bars show the statistical uncertainties, the outer error bars show the statistical and systematic uncertainties added in quadrature, and the dotted line denotes the B_s threshold; (b) χ^2 formed from the measured and expected yields, as a function of the semileptonic branching fraction;

2.2 Belle

At Belle, the inclusive semileptonic branching fraction (BF) is extracted from the ratio $N(D_s^+ \ell^+)/N(D_s^+)$, where $N(D_s^+)$ and $N(D_s^+ \ell^+)$ are the efficiency corrected quantities of D_s^+ mesons. D_s mesons are reconstructed in the cleanest mode $D_s \rightarrow \phi\pi$, $\phi \rightarrow KK$, and fits to the invariant mass of the $KK\pi$ system are used to determine their yields. Signal lepton candidates are required to be of the same electric charge as the reconstructed D_s meson, to ensure that they both stem from different B_s^0 mesons. Background from continuum $c\bar{c}$ production, typically produces high momentum D_s mesons, which are suppressed by the requirement $p^*(D_s^+)/p_{\text{max}}^*(D_s^+) < 0.5$, where p^* denotes the momentum in the CM frame of the e^+e^- beam. Residual background from $c\bar{c}$ continuum is subtracted using a 63 fb^{-1} sample collected at a CM of $\sqrt{s} = 10.52 \text{ GeV}$, below the threshold of open b hadron production. The background from secondary leptons (not coming directly from $B_{(s)}$ decays) and misidentified leptons, is estimated from a fit of the signal and background shapes derived from MC simulation, to the lepton momentum distribution. The measured ratio $N(D_s^+ \ell^+)/N(D_s^+)$ contains yields, \mathcal{N}_s and \mathcal{N}_{ud} , from B_s and B decays, respectively:

$$\frac{N(D_s^+ \ell^+)}{N(D_s^+)} = \frac{\mathcal{N}_s(D_s^+ \ell^+) + \mathcal{N}_{ud}(D_s^+ \ell^+)}{\mathcal{N}_s(D_s^+) + \mathcal{N}_{ud}(D_s^+)}, \quad \ell = e, \mu \quad (1)$$

The relative contributions from B and B_s to this ratio, explicitly defined on the right side of the equation, can be described in terms of known production fractions, known BFs ($\mathcal{B}(B^{+/0} \rightarrow X\ell\nu)$ and $\mathcal{B}(B_{(s)} \rightarrow D_{(s)}X)$), and the signal of interest $\mathcal{B}(B_s \rightarrow$

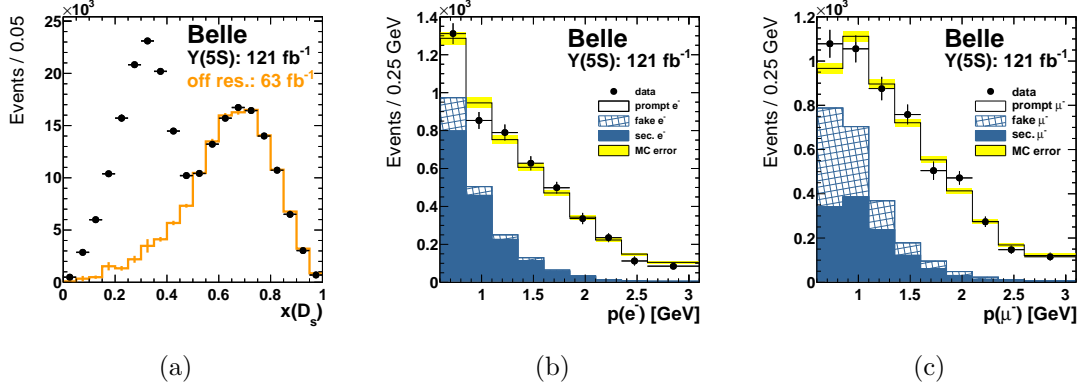


Figure 2: The Belle inclusive semileptonic decay measurement. Shown are the momentum spectra obtained from $KK\pi$ mass fits: (a) In bins of $x(D_s^+)$ (D_s^+ sample); (b)+(c) In bins of $p(e^+)$ and $p(\mu^+)$, respectively, where continuum backgrounds have been subtracted using off-resonance data ($D_s^+\ell^+$ sample). The MC uncertainty (yellow) comprises statistical and systematic uncertainties.

$X\ell\nu$). The value for $\mathcal{B}(B_s \rightarrow X\ell\nu)$ can therefore be extracted from this relation. The dominant systematic uncertainties introduced by the external parameters are $f_s/f_{u,d}$ (3.2%), and the inclusive D_s production BFs, $B_s \rightarrow D_s X$ (4.4%) and $B \rightarrow D_s X$ (3.2%). The final result is $\mathcal{B}(B_s \rightarrow X\ell\nu) = 10.6 \pm 0.5_{\text{stat.}} \pm 0.7_{\text{sys.}}$ [10], where the errors are statistical, and systematic respectively. The results are compatible with those from Babar, although much more precise, due to the $40 \times$ larger data sample. This model independent measurement is the most precise absolute branching fraction of a B_s decay. Using the B^0 semileptonic width and the well measured B_s and B^0 lifetimes, SU(3) symmetry is confirmed, *i.e.* $\Gamma_{\text{sl}}(B_s^0) = (1.04 \pm 0.09) \cdot \Gamma_{\text{sl}}(B_d^0)$.

3 Exclusive semileptonic B_s decays

The exclusive composition of the B_s semileptonic decay width is not well known, however there have been some measurements of its parts. The D0 and LHCb collaborations have measured BF of two excited charm modes above the $D^0 K$ threshold, leaving most of the decay width, *i.e.* $B_s \rightarrow D_s^{(*)}\ell^+\nu_\ell$ still to be explored. B_s meson semileptonic decays to heavier excited charm states provide us with important insight: they are sensitive to zero recoil dynamics and hence useful for testing heavy-quark effective theory. B_s decays may provide important insight into outstanding puzzles of HQET, most notably the $J = 1/2$ versus $3/2$ puzzle. In the B system, the narrow $J = 1/2$ mesons appear to have significantly larger BF than predicted by HQET. Experimentally it is very difficult to precisely isolate the wide $J = 3/2$ components.

An alternative way of testing the HQET predictions for the width of $J = 1/2$ versus $3/2$ decays is to perform the measurement in the B_s system. All orbitally excited D_s^{**} mesons have relatively narrow decay widths, including the $J = 3/2$ mesons. Here we discuss the measurements by D0. More recent measurements by the LHCb collaboration are covered in a separate proceedings [11].

3.1 D0

The D0 experiment measured semileptonic B_s decays into orbitally excited P -wave strange-charm mesons (D_s^{**}) [12]. In this decay, the $j_q = \frac{3}{2}$ angular momentum can be combined with the heavy quark spin to form the $J^P = 1^+$, D_{s1} state which must decay through a D wave to conserve $j_q = \frac{3}{2}$. The $D_{s1}^\pm(2536)$ is expected to decay dominantly to a D^* and K meson to conserve angular momentum. The reconstructed decay chain was $b \rightarrow D_{s1}^-(2536)\mu^+\nu_\mu X$, $D_{s1}^-(2536) \rightarrow D^{*-}K_S^0$; $D^{*-} \rightarrow \bar{D}^0\pi^-$, $K_S^0 \rightarrow \pi^+\pi^-$, $\bar{D}^0 \rightarrow K^+\pi^-$. The branching fraction is normalised to the known value of $\mathcal{B}(\bar{b} \rightarrow D^{*-}\mu^+\nu_\mu X)$, and the hadronisation fraction, f_s . A data sample corresponding to 1.3 fb^{-1} of integrated luminosity was used for the measurement. Figures 3(a) and 3(b) show the fit to the $D^*K_S^0$ invariant mass and the fit to the mass difference $m(D^* - D^0)$ in the normalisation mode, respectively. The resonance width was fixed to the known value from Babar. The branching fraction product was determined to be $f(\bar{b} \rightarrow B_s^0) \cdot \mathcal{B}(B_s^0 \rightarrow D_{s1}^-\mu^+\nu_\mu X) \cdot \mathcal{B}(D_{s1}^- \rightarrow D^{*-}K_S^0) = [2.66 \pm 0.52(\text{stat.}) \pm 0.45(\text{syst.})] \times 10^{-4}$. The dominant errors arise from the K_S^0 reconstruction efficiency (11%), the $b \rightarrow D^*\mu$ reconstruction efficiency (8.6%), and $\mathcal{B}(b \rightarrow D^*\mu X)$ (6.9%). Taking into account the measured value of f_s and assuming $\mathcal{B}(D_{s1}(2536)) = 0.25$, the BF was found to be $[1.03 \pm 0.20(\text{stat.}) \pm 0.17(\text{syst.}) \pm 0.14(f_s)]\%$, consistent with predictions from relativistic quark models with $1/m_Q$ corrections.

4 Belle and Belle II prospects

There is a good outlook for semileptonic measurements near the $\Upsilon(5S)$ resonance with Belle and Belle II [13] data. The estimated yields for Belle and Belle II are summarised in Table 1 for 3 signatures: $\mathcal{B}(B_s \rightarrow X\ell\nu) = 11\%$, $\mathcal{B}(B_s \rightarrow D_s\ell\nu) = 2.5\%$, and $\mathcal{B}(B_s \rightarrow K\ell\nu) = 1.5 \cdot 10^{-4}$. With a sample of a few ab^{-1} , it would be possible to precisely measure the absolute BFs of most of the semileptonic decay modes at Belle II. However, measurements are not as straightforward as at the $\Upsilon(4S)$, due to contamination from $B^{+/-0}$ decays, and to kinematic smearing from excited B_s^* production. Although full B_s reconstruction would mitigate $B^{+/-0}$ background, such a technique will only be possible with Belle II. Leptonic and semileptonic tagging methods can be explored in the meantime.

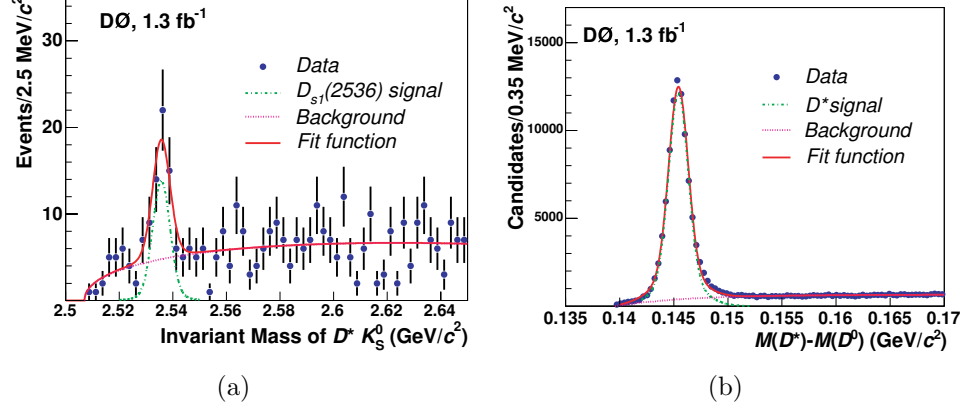


Figure 3: D0 exclusive semileptonic decay measurement: (a) fit to the invariant mass of $D^* K_S^0$ with an associated muon; (b) the mass difference $M(D^*) - M(D^0)$ for b candidates with an associated muon.

Tagging technique	Efficiency	N_{B_s}/N_B	Yields in $121 \text{ fb}^{-1} (5 \text{ ab}^{-1})$		
			$X\ell\nu$	$D_s\ell\nu$	$K\ell\nu$
Untagged	2	0.25	$2.7 \cdot 10^6$	$7.2 \cdot 10^3$	$2.5 \cdot 10^3$
ϕ	0.12	1	$1.6 \cdot 10^5$	450	150
$D_s \rightarrow \phi\pi, K_s K, K^* K$	0.04	2.5	$2.7 \cdot 10^{4\dagger}$	140(6000)	47 (2000)
Semileptonic	0.01	$\gg 10$	$6.8 \cdot 10^{3\dagger}$	40(1500)	12 (500)
Full Reconstruction	0.004	$\gg 10$	$5.4 \cdot 10^3$	15(620)	5 (200)

Table 1: Belle II outlook. \dagger denotes that opposite sign pairs must be ignored for the inclusive analysis. Full reconstruction and semileptonic tag efficiencies are based on measured B^0 equivalents.

5 Conclusions

Semileptonic decays are a standard candle for B_s physics. They are being characterised using $\Upsilon(5S)$ data at the B-factories, complemented by studies of rarer exclusive modes at the hadron colliders. The B-factories have tested SU(3) symmetry in inclusive semileptonic B_s decays, by precisely measuring the branching fraction to be $(10.5 \pm 0.5^{+0.6}_{-0.7})\%$ (private average). The excited charm mode $B_s \rightarrow D_{s1}\mu\nu$ was studied by D0 and found to be in agreement with HQET with $1/m_Q$ corrections. The prospects for Belle and Belle II are promising to complete the survey of the semileptonic decay width, and to probe charmless semileptonic B_s decays.

References

- [1] N. Cabibbo, Phys. Rev. Lett. 10, 531 (1963); M. Kobayashi and T. Maskawa, Prog. Theor. Phys. 49, 652 (1973).
- [2] V. Abazov *et al.* [D0 Collaboration], Phys. Rev. D 82, 032001 (2010).
- [3] Z. Xing [LHCb Collaboration], arXiv:1212.1175 [hep-ex].
- [4] R. Aaij *et al.* [LHCb Collaboration], Phys. Lett. B **694**, 209 (2010).
- [5] R. Aaij *et al.* [LHCb Collaboration], Phys. Rev. D **85**, 032008 (2012).
- [6] T. Aaltonen *et al.* [CDF Collaboration], Phys. Rev. D **77**, 072003 (2008).
- [7] I. I. Bigi, T. Mannel and N. Uraltsev, JHEP **1109**, 012 (2011).
- [8] M. Gronau and J. L. Rosner, Phys. Rev. D **83**, 034025 (2011).
- [9] J. P. Lees *et al.* [BaBar Collaboration], Phys. Rev. D **85**, 011101 (2012).
- [10] C. Oswald, P. Urquijo *et al.* [Belle Collaboration], arXiv:1212.6400 [hep-ex].
- [11] C. Bozzi, arXiv:1303.4219 [hep-ex].
- [12] V. M. Abazov *et al.* [D0 Collaboration], Phys. Rev. Lett. **102**, 051801 (2009).
- [13] T. Aushev, W. Bartel, A. Bondar, J. Brodzicka, T. E. Browder, P. Chang, Y. Chao and K. F. Chen *et al.*, arXiv:1002.5012 [hep-ex].