

The physics of custody

Andrés Gomberoff¹, Víctor Muñoz², and Pierre Paul Romagnoli³

¹ Universidad Andres Bello, Departamento de Ciencias Físicas, Av. República 252, Santiago, Chile

² Departamento de Física, Facultad de Ciencias, Universidad de Chile, Santiago, Chile

³ Universidad Andres Bello, Departamento de Matemáticas, Av. República 252, Santiago, Chile

the date of receipt and acceptance should be inserted later

Abstract. Divorced individuals face complex situations when they have children with different ex-partners, or even more, when their new partners have children of their own. In such cases, and when kids spend every other weekend with each parent, a practical problem emerges: Is it possible to have such a custody arrangement that every couple has either all of the kids together or no kids at all? We show that in general, it is not possible, but that the number of couples that do can be maximized. The problem turns out to be equivalent to finding the ground state of a spin glass system, which is known to be equivalent to what is called a weighted max-cut problem in graph theory, and hence it is NP-Complete.

PACS. 89.75.Fb Structures and organization in complex systems – 89.75.Hc Networks and genealogical trees – 75.10.Nr Spin-glass and other random models

1 Introduction

The use of techniques borrowed from mathematics and physics in tackling problems of social sciences has a long history. One particularly fruitful field of study has been the analysis of social networks [1,2]. There, individuals are treated as vertices of a complex network. There is an interesting family of such problems, where the properties of a society are related to the individual interactions of the individuals in the same way thermodynamics is related to microscopic pairwise interactions through statistical mechanics [3]. This point of view has been used in many recent applications: evolutionary games [4], social contagion [5], conflict resolution [6], among others. In some cases, one may study the dynamics of a network by minimizing the analog of an energy functional, that is, finding the ground state of a physical system. This technique has been used, for instance, in the study of social balance [7,8], where the energy functional turns out to be the Hamiltonian of an Ising spin system. In these models, the links between individuals may be of two kinds, “friends” or “foes”. This family of systems has been extensively studied until very recently [9,10,11,12,13]. They are called signed networks, and the minimum of the Hamiltonian measures the degree of tension produced by rivalries.

In this article we explore a similar kind of network, for which we will also minimize a spin glass Hamiltonian. The energy to be minimized will measure the degree of unhappiness of the whole network, and the minimization will proceed by choosing the orientation of 1/2-spin units with some given long range interactions. The precise definition of “unhappiness” will be given in Sections 2 and 3 below. The methods used are very similar to the ones

used in balance. The original problem, however, is quite different, and its relation with spin glasses and social balance is far from apparent. It has to do with the conformity of a network of divorced people in relation with the custody arrangement they agreed for being with their children on weekends. These agreements may be a source of discontent, specially nowadays, when it is common to have kids with two or more partners (this phenomenon, called multiple-partner fertility in the scientific literature, generates many other issues[14]). In those cases, it is usual to have a custody arrangement such that each parent enjoys the presence of the kids every other weekend. However, several inconveniences usually emerge: (i) not all the siblings are together the same weekend (when the parent has children with various partners); (ii) the parent is engaged in a new relationship with someone who also has kids, but they cannot get all the kids together on the same weekend (along with a romantic one every other weekend). This issue may impose frustration and unhappiness in a quite large proportion of the population.

Unfortunately, the complex network of ex-wives and ex-husbands people are waving makes difficult to reach an arrangement that will make everybody happy. In this note, we explain why, along with the conditions that may guarantee a happy solution. Moreover, in the cases where a perfect solution may not be given, we study the optimal arrangement, that would maximize the happiness of the group. Of course, we will give a precise definition of happiness. It turns out, quite surprisingly, that this problem is equivalent to find the ground state of a particular spin glass system [15].

2 Mathematical setting

In order to simplify the computations, we will make use of some assumptions that do not appreciably change our conclusions. First, we will assume only women-men couples. We will see that this makes our model much easier. In practice we may also justify it, because the proportion of children of divorced gay and lesbian couples is currently quite small, and therefore the assumption is a good approximation

The domain of our problem is all the people in a population satisfying at least one of the following requirements:

- Has children with two or more ex-partners.
- Has children with one or more ex-partners, and currently married with a new partner who has kids from other relation.

Note that the word “marriage” is an abuse of notation here. It is only a convenient way of referring to a couple living together and with the desire of having all their kids together every other weekend. Also note that the people who has children with only one ex-partner and is not married will not be affected by the problems listed in the introduction. They should always enjoy the presence of their kids together, because they only have one person (their ex-partner) to negotiate with (we assume that she or he should also want all siblings together). Therefore, we do not take them into account. Same for people with kids from only one ex-partner and married with somebody with no kids or just common kids.

We may now define a custody arrangement state (CAS) as an oriented graph, like the one depicted in Fig. 1. Black nodes are single males, white nodes are single females and grey nodes represent married couples. A connection between a black and a white node means that both individuals have common children but are not a couple anymore. Grey nodes may be connected to black or white ones. In the first case it means that the female in the couple had kids with the individual represented by the black node; in the second, the male in that couple had kids with the female represented by the white node. Note that lines between grey nodes appear to be ill defined. However, this is not important for the purpose of our study. No matter who in the couple shares children with the corresponding individual of the other couple, he (she) would want to have them all together in the same weekend, and that is the only variable of happiness in this study. (Note that grey nodes could be connected with two lines in case both members of one couple have kids with the corresponding member of the other.) The orientation (arrows) in the edges of the graph points towards the place the kids are going to spend any particular weekend. The CAS for the next weekend will have all the lines inverted (inverse orientation). An example is shown in Fig. 1. We see that every individual and couple are happy with this CAS, except for female labeled 1. Her kids will not share weekends.

We would like to make a comment now about technical point. The man labeled 3 is not part of the domain of our problem as it was defined at the beginning of this section. In fact, he is single and has kids with one ex-wife only. This

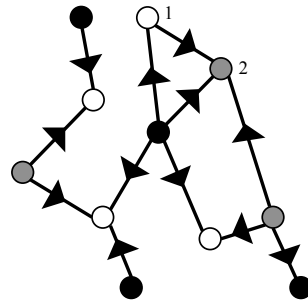


Fig. 1. A custody arrangement state, CAS. We have labeled nodes 1 and 2 to clarify our definitions. The female 1 has kids with two men. One is single and has children with 4 women. The other is married; the male of couple labeled 2. This CAS seems to be a source of discontent in female labeled 1, who has her kids visiting in different weekends.

means that he has will be happy with any arrangement. However, we keep it in the graph, because he is the reason his ex-wife is part of the domain. In that sense he may be understood as a “boundary” node of the graph.

Is it possible to find a CAS that brings happiness to every individual in the domain? The answer is not in general. Our goal is to find the best custody arrangement, that is, the CAS that minimizes the amount of unhappy people.

It is clear that the CAS of the whole planet must have disconnected pieces, because not every pair of individuals is connected by a series of ex-partnership links. We will therefore, without any loss of generality, consider connected graphs only. Figure 1 is an example of a connected CAS.

3 Happy and convenient custody arrangement states

Let us call a happy CAS one in which its orientations make everybody happy. This means that at each node the arrows either all flow in or all flow out. The conditions for existence of happy CAS are easily found. It is a well known fact of graph theory [16] that these kind of graphs, called bipartite graphs, must have the following property: they may not have loops of odd length. Is easy to see why. Consider a happy CAS. The vertices in the graph may be divided in two groups: those which are only sources of arrows, and those which are only sinks of arrows. If one starts a loop from a sink, the next step takes us to a source, then to a sink, etc. When one closes the loop, back in the starting sink, it is clear that one must have made an even number of steps. The reciprocal is true as well, namely, any graph with no loops of odd length is bipartite [16]. In general, however, the CAS will contain loops of odd length, as we can see, for instance, in Fig. 1, where the

woman 1 and the couple 2 are part of a loop of length 3, which shows that there is no change of orientations that may transform this CAS into a happy one (although we may transfer the unhappiness from woman 1 to any member of the loop). The problem people in this loop is facing is analog to the frustration phenomenon in an Ising antiferromagnet. z Note that if the graph is bipartite, that is, if there exists a set of orientations that make the CAS happy, then it is unique up to the reversal of all the arrows (which is the CAS happening the next weekend). This is obvious, because if the graph is connected, then after choosing the orientation of one edge, all the others would be immediately defined.

Unfortunately, the graph will not always be bipartite. However, there is a second best solution we may always construct. Not a happy CAS, but one we may call a “convenient CAS”. A convenient CAS is one in which every individual enjoys the presence of all of her/his kids together. In this case, some couples may not be happy. Not all of their kids will enjoy every weekend together, but at least siblings will do.

To show that, note that in this case grey nodes are no longer necessary. We cut the couples in their individual members (this means that, in contradistinction with the previous case, now we need to know exactly who are the parents in a line between two grey nodes). Each node is now an individual female or male trying to have its arrows all flowing in or all flowing out. The procedure will, in general, leave a set of disconnected graphs. Now, however, the graphs are all bipartite, because the edges always connect black nodes with white nodes, so that any loop must be of even length. Therefore, there exists a unique solution for each disconnected graph (up to reversal of all arrows). Fig. 1 shows a solution for the example in Fig. 1. Note that in this case, after cutting couples, there are two disconnected graphs left. There are, therefore, four different solutions that arise when inverting orientations of each disconnected piece. From those only two are really different solutions. The others will be the global change of orientation of these two.

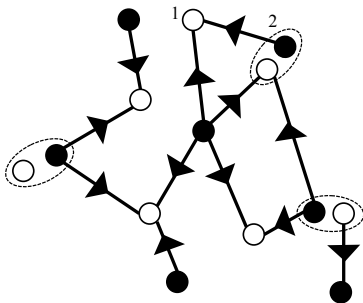


Fig. 2. The grey nodes in Fig. 1 have been disentangled (the couples that were part of the grey nodes are grouped in dotted lines). We end up with two disconnected graphs (we do not need to consider graphs of one individual). The restricted happy CAS has, therefore, 2 independent solutions.

In general, once we disentangle the grey nodes, the graph may end up in a set of N disconnected graphs, implying the existence of 2^{N-1} different convenient CAS solutions.

4 Bringing the couples back

We now bring the married couples back into the problem. Note that every connected piece of our convenient CAS has every male or female on it having the same kind of flow (either in or out). Let us call “positively oriented” a connected subgraph in which the flow of arrows in women is outwards, and “negatively oriented” those in which women have their arrow flow inwards. A key observation is that a marriage between individuals belonging to two graphs of the same orientation will be always unhappy. This is because the woman in one graph and the man in the other will have their arrows in opposite directions: they will not have all of their kids together. As a direct consequence, we see that couples belonging to the same connected piece will never be happy. There is nothing we can do to avoid that.

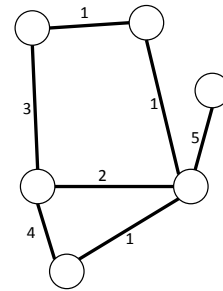


Fig. 3. The graph of graphs. Each circle in this graph represents one connected subgraph in a convenient CAS. The orientations have been all removed. The lines between circles represent the presence of couples between the subgraphs. The weight of each line is the number of couples between these two subgraphs.

We may immediately read where the source of complete happiness resides: every couple must be selected from disconnected pieces having opposite orientations. Having all this in mind we may reformulate the problem of finding the optimal arrow orientation for a CAS. Start by identifying all the disconnected pieces that emerge when married couples (grey vertices) are disentangled in their two independent members. Let us build a graph of graphs, in which each node represents each of the connected subgraphs (see Fig. 3 for an example). Each edge has a weight, representing the number of married couples with one member from each of the corresponding vertices. The problem now is to choose orientations for each subgraph, so that the maximum number of couples is happy. As before, if all loops have even length, then the graph of graphs is bipartite, and we can choose the orientations to get a happy CAS.

If not, the problem reduces to one which is well known in physics: to find the ground state of a spin glass system. This problem, in turn, is equivalent to the so called weighted max-cut problem in graph theory [17], which we will discuss in the next section.

Let us numerate the subgraphs $i = 1, 2, \dots, N$. We want to find the happiest of the 2^{N-1} different convenient CAS solutions. Call s_i the orientation of the i -th subgraph, which can only have two values, say $+1$ or -1 . The couples in a weighted edge are happy if the orientations of their vertices are opposite, and unhappy if they are the same. Call J_{ij} the number of couples between node i and j . We may then find a happiness function

$$H = - \sum_{i>j}^N J_{ij} s_i s_j . \quad (1)$$

Since couples are given, weights J_{ij} are fixed, whereas each CAS corresponds to a certain configuration for $\{s_i\}$. Then, the optimal solution can be found by optimizing H with respect to the set of configurations $\{s_i\}$.

Note that we have removed from the computation the case where both couples are in the same node, because there is nothing we can do with them. They are going to subtract a constant value of happiness to every CAS in the family we are considering. Also note what this function is doing: It adds up the weights of all the edges between two oppositely oriented vertices, and subtracts the rest. One may argue that this is not quite the right function to maximize, for one should simply count “happy” edges. Actually both ways are equivalent: If F is the modified happiness function, where only “happy” edges are taken into account in the sum, then it is straightforward to show that [17]

$$\begin{aligned} F &= - \sum_{i>j \text{ opposite}}^N J_{ij} s_i s_j \\ &= \frac{1}{2} \left\{ - \sum_{i>j}^N J_{ij} s_i s_j + \sum_{i>j}^N J_{ij} \right\} = \frac{1}{2} H + C , \quad (2) \end{aligned}$$

where C is a constant, having the same value for all CAS consistent with the weighted graph. Therefore, maximization of F or H inside this family of CAS is equivalent.

It is now clear that we need only change the sign of H to see that maximizing the happiness function is exactly equivalent to minimizing the energy of a spin glass with N Ising $1/2$ -spins, s_i , and long range interactions J_{ij} between them.

5 Weighted max-cut problem and custody arrangements

As discussed in the previous section, the equivalence between the custody arrangement problem and the spin glass ground state problem shows that it is in turn equivalent to

the max-cut problem, [17] which is well known to mathematicians in graph theory.

The max-cut problem consists in finding a cut of a given graph, that is, a continuous line that cuts it through its edges, so that the sum of its weights is maximal. Thus, the cut divides the vertices in two sets, which in our case correspond to the two orientations a disconnected subgraph may have. Therefore, the maximal cut maximizes happiness, because the cut lines correspond to the ones connecting vertices of opposite orientation, and therefore, to happy arrangements for couples.

The problem is well known to be NP-complete [18], and there are many algorithms and approximate methods to find either local or global solutions, such as GC(max), Breakout Local Search (BLS), MCFM [19,20,21,22,23]. However, it is interesting to notice that, in spite of the computational complexity of the general problem, for some graphs the max-cut problem can be polynomially solvable. It is the case of planar graphs, that is, graphs where no edges intersect. Fig. 3 shows a planar graph in fact, and thus this particular problem should be solvable in polynomial time, and several algorithms are available in that situation. [24,25,26]

6 An example

To better understand the procedure, we now give a simple example. The graph in Fig. 4(a) is a possible network of ex-partners and couples. There are 19 nodes. Four of them represent single males (10,12,18, 19), three single females (8, 9,17) while the rest represent married couples.

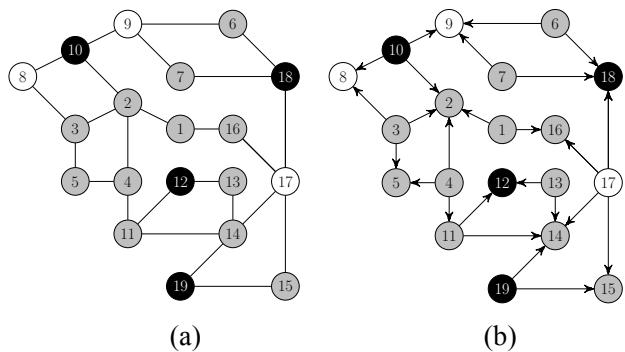


Fig. 4. A simple example of a graph depicting our problem. In (a) the problem is presented without orientations. In (b) we display the CAS that maximizes happiness. This solution is computed in the text using the methods described in the preceding sections. There is only one couple, namely 11, that cannot enjoy the presence of all children every other weekend.

There are several loops of odd lengths (for instance, 11-14-17-16-1-2-4), and therefore there cannot be a happy CAS solution. We therefore proceed by disentangling the couples in the search of a convenient CAS. For doing so, we need information not present in the graph of Fig. 4,

that is, the precise parents of children between connected gray nodes. An example of a disentangled graph giving rise to it is depicted in Fig. 5. The dotted lines connect couples, and the gray clouds group the connected pieces, which are precisely the nodes of the graph of graphs in Fig. 3.

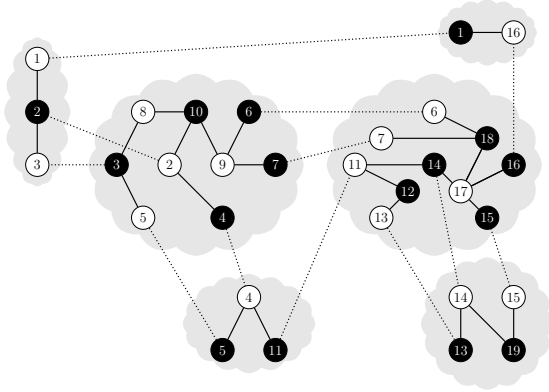


Fig. 5. The couples (grey nodes) of Fig.4(a) are broken in this graph. Both individuals are numbered with the same number and connected by a dotted line. The connected subgraphs are grouped in grey clouds. In this way, the graphs of graphs described in Sec. 4 emerges. It corresponds precisely to the one depicted in Fig. 3.

The problem then now reduces to find a max-cut solution of that weighted graph. In other words, we must find orientations of each node so that the happiness function (1) is maximal. The 6 nodes of the graph imply $2^5 = 32$ different possibilities. In this simple case we may look at them all and find the solution by inspection. Two of these cuts are shown in Fig. 6. Positively oriented subgraphs are filled black, while negatively oriented are filled white. The second one of these graphs, with $F = 11$ corresponds to the maximal solution. This solution is the one displayed in Fig. 4(b). One sees that only one couple is going to be unhappy with the arrangement. It is the one connecting two black subgraphs in 4(b), and labeled 11 in Fig. 4(b). We may corroborate however, by looking at Fig. 5, that in this solution siblings will always be together, as they should.

7 Summary

In this note we considered the problem of custody arrangements between divorced couples, which very often state that children spend every other weekend with each parent. A graph model for the configurations of custody arrangements for divorced couples with children is presented. In the graph, nodes represent married couples and individuals, and a link between two individuals shows that there are kids in common. Links are oriented in the direction of the parent enjoying the company of his kids on a given

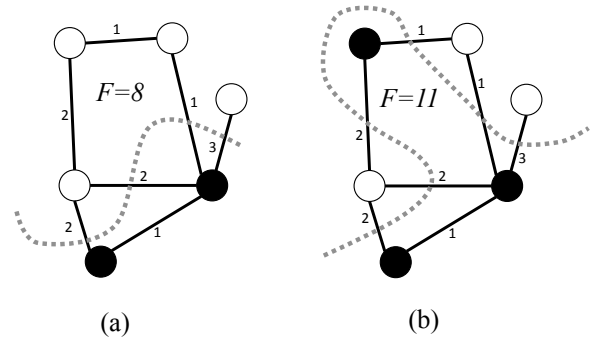


Fig. 6. Two possible cuts (or orientation assignments) of the graph of graphs of Fig. 3 are shown. The happiness function F is maximal for the second one, (b). Black nodes represent positively oriented subgraphs, while white nodes represent negatively oriented subgraphs.

weekend. The resulting oriented graph is called a CAS (Custody Arrangement State). If an individual enjoys the presence of all of his kids together every other weekend we call him a happy individual. The same for couples having all of their kids together. Hence, in the graphical representation, a happy node (males, females or married couples) is one in which its edges either all flow in or all flow out of it. A happy CAS is one in which all nodes are happy. One may choose orientations of the edges such that the CAS gets happy if every loop in the graph has an even number of links. This is not always the case. However, we have shown that even for unhappy CAS, a “convenient” state may be found, where all individuals have their respective children with them every other weekend, but some couples may not have all their children together.

When happy CAS exists it is unique up to reversal of overall orientation. Convenient CAS, however, are not unique. One should choose between all of them for the one where the number of happy couples is maximized. We have shown that this is equivalent to the problem of finding the ground state of an Ising model for a spin-glass. In turn, it is known that this amounts to solve a weighted max-cut problem in graph theory.

It would be interesting to estimate the “unhappiness”, of an actual society, as defined in our paper, and apply the algorithm to it. To get an estimation of the size of the problem we take some statistics from the literature and feed a simple simulation using them. The details of the simulation will be given elsewhere. According to [27], the prevalence of multiple partner fertility in women in the United States is 22% among mothers aged 41-49 (data from 2006). In that same paper it is found that 16% of women in this age range have no children. Now, according to [28], the prevalence of multiple partner fertility in fathers in the United States is 17% (data from 2002). At this stage we are only interested in a coarse estimation, therefore we run a random graph simulation with a group of 10,000 individuals, assuming that 16% of the women have no kids and that 20% of both men and women have kids with more than one partner. We further assume that mul-

tiple partner fertility in women is always with two partners (most of them are, so this is a reasonable simplification. An artifact in the algorithm makes it possible for men to have kids with more than two partners with a small probability). We assume that 90% of people are in a relation and that there is 85% of chance that this relation is with one of the partners the individual has children with. We note that in these circumstances, most of the connected pieces of the graph have a small number of nodes (and all of them less than 10). The corresponding graph of graphs is disconnected and the probability of ending up having loops is quite small. This would mean that, for a typical group of people inside the U.S., a happy solution should be possible. However, if one considers some specific groups, this is not necessarily true. When the chance of multiple partner fertility gets bigger than 30%, loops begin to become a common property of the graph of graphs. Actually, these numbers are not uncommon in some ethnic or socio-economic populations, as one may see, for instance, in [28]. Of course, we have done many simplifying assumptions, but our preliminary numerical experiments suggest that unhappiness, as defined here, may be a relevant problem if population is small (closed communities, small towns, etc.) or if the prevalence of multiple partner fertility gets bigger. Also, for big populations, we would expect that deviations will cause a considerable number of big networks. We plan to investigate in detail these issues in the future.

Of course, in real life, many obstructions not considered in this note, may emerge. Let us see some examples. When gay and lesbian couples are included, even the connected subgraphs may have closed loops with odd length. In this case, we must start by maximizing happiness on each subgraph. This may be done, again, by mapping it into a spin glass model. Now, all the edges will be of the same weight, and therefore the interaction between spins is either zero or one. Another real life problem emerges when there are obstructions for some individuals on the weekend they may be with the kids (someone that, for instance, must work every other weekend). In the magnetic analog this represents a spin whose orientation is fixed. In that case, again, we will be forced to maximize happiness at each subgraph, with given constraints. This process may end up fixing the orientation of the entire subgraph.

Other difficulties include cases where, for instance, an individual would not prioritize, as we do here, to have siblings together, and would choose to have one of her/his kids with the kids of her/his spouse instead. Also we may face the fact that these graphs are not static. New couples are constantly forming, while others disappear and new kids are born. Finally, one may wonder that, even if a happy solution exists for our own custody arrangement network, it would be impossible in practice to organize all the people involved.

We think that these problems are an important source of stress in modern life, and it is important and interesting to address them in the future.

8 Acknowledgments

We would like to thank José Aliste, Natalia Mackenzie, Iván Rapaport, Cristóbal Rojas and José Zamora for valuable discussions. VM thanks the financial support of Fondecyt under grant No. 1121144.

References

1. S. Wasserman and K. Faust, *Social Network Analysis: Methods and Applications*, vol. 8 of *Structural Analysis in the Social Sciences* (Cambridge University Press, 1994).
2. S. P. Borgatti, A. Mehra, D. J. Brass, and G. Labianca, *Science* **323**, 892 (2009).
3. C. Castellano, S. Fortunato, and V. Loreto, *Rev. Mod. Phys.* **81**, 591 (2009).
4. A. Szolnoki, N.-G. Xie, Y. Ye, and M. Perc, *Phys. Rev. E* **87**, 042805 (2013).
5. P. S. Dodds, K. D. Harris, and C. M. Danforth, *Phys. Rev. Lett.* **110**, 158701 (2013).
6. J. Török, G. Iñiguez, T. Yasseri, M. San Miguel, K. Kaski, and J. Kertész, *Phys. Rev. Lett.* **110**, 088701 (2013).
7. F. Heider, *Psychol. Rev.* **51**, 358 (1944).
8. D. Cartwright and F. Harary, *Psychol. Rev.* **63**, 277 (1956).
9. T. Antal, P. L. Krapivsky, and S. Redner, *Phys. Rev. E* **72**, 036121 (2005).
10. F. Radicchi, D. Vilone, and H. Meyer-Ortmanns, *Phys. Rev. E* **75**, 021118 (2007a).
11. F. Radicchi, D. Vilone, S. Yoon, and H. Meyer-Ortmanns, *Phys. Rev. E* **75**, 026106 (2007b).
12. S. A. Marvel, S. H. Strogatz, and J. M. Kleinberg, *Phys. Rev. Lett.* **103**, 198701 (2009).
13. G. Facchetti, G. Iacono, and C. Altafini, *Phys. Rev. E* **86**, 036116 (2012).
14. D. Sherrington and S. Kirkpatrick, *Phys. Rev. Lett.* **35**, 1792 (1975).
15. D. R. Meyer, M. Cancian and S. T. Cook, *Soc. Serv. Rev.* **79**, 577 (2005).
16. A. S. Asratian, T. M. Denley, and R. Häggkvist, *Bipartite Graphs and Their Applications*, vol. 131 of *Cambridge Tracts in Mathematics* (Cambridge University Press, 1998).
17. F. Barahona, M. Grötschel, M. Jünger, and G. Reinelt, *Oper. Res.* **36**, 493 (1988).
18. R. M. Karp, in *Complexity of Computer Computations*, edited by R. E. Miller and J. W. Thatcher (Plenum Press, New York, 1972), IBM Research Symposia Series, pp. 85–103.
19. K. C. Ciesielski, J. K. Udupa, A. X. Falcao, and P. A. V. Miranda, *Journal of Mathematical Imaging and Vision* **44**, 375 (2012).
20. U. Benlic and J.-K. Hao, *Engineering Applications of Artificial Intelligence* **26**, 1162 (2013).
21. Z.-B. Wang, S.-C. Fang, D. Y. Gao, and W. Xing, *Journal of Global Optimization* **54**, 341 (2012).
22. G. Lin and W.-X. Zhu, *J. Oper. Res.* **196**, 371 (2012).
23. A.-F. Ling and C.-X. Xu, *Numerical Algorithms* **60**, 435 (2012).
24. W. K. Shih, S. Wu, and Y. S. Kuo, *IEEE Trans. Comput.* **39**, 694 (1990).

25. P. Berman, A. B. Kahng, D. Vidhani, and A. Zelikovsky, in *Workshop on Algorithms and Data Structures (WADS)*, edited by F. K. H. A. Dehne, A. Gupta, J.-R. Sack, and R. Tamassia (Springer, Berlin, 1999), vol. 1663 of *Lecture Notes in Computer Science*, pp. 25–36.
26. F. Liers and G. Pardella, *Computational Optimization and Applications* **51**, 323 (2012).
27. C. Dorius, *Reconceptualizing Family Instability to Include Measures of Childbearing: The Practical Value of Assessing Multiple Partner Fertility*. Paper presented at the annual meeting for the Population Association of America, Washington, D.C., March 31-April 2 (2011).
28. K. B. Guzzo and F. Furstenberg, Jr., *Demography* **44**, 583 (2007).