

Efficient Monte Carlo methods for simulating diffusion-reaction processes in complex systems

Denis Grebenkov^{1,*}

¹ *Laboratoire de Physique de la Matière Condensée,
CNRS – Ecole Polytechnique, 91128 Palaiseau, France
denis.grebenkov@polytechnique.edu*

(Dated: May 1, 2013)

We briefly review the principles, mathematical bases, numerical shortcuts and applications of fast random walk (FRW) algorithms. This Monte Carlo technique allows one to simulate individual trajectories of diffusing particles in order to study various probabilistic characteristics (harmonic measure, first passage/exit time distribution, reaction rates, search times and strategies, etc.) and to solve the related partial differential equations. The adaptive character and flexibility of FRWs make them particularly efficient for simulating diffusive processes in porous, multiscale, heterogeneous, disordered or irregularly-shaped media.

I. INTRODUCTION

Diffusion in complex systems often invokes numerical simulations. Except few simple shapes (such as a disk or a sphere) for which diffusion equations possess explicit solutions [1, 2], one needs to resort to numerical methods that can be roughly divided into two groups:

1. **Finite differences, finite elements, boundary elements, etc.** A domain and/or its boundary are discretized with a regular or adaptive mesh. The original continuous problem is then replaced by a set of linear equations to be solved numerically. The solution is obtained at all mesh nodes at successive time moments. Since the accuracy and efficiency of these deterministic numerical schemes significantly rely on the discretization, mesh construction turns out to be the key issue and often a limiting factor, especially in three dimensions.
2. **Monte Carlo simulations.** A probabilistic interpretation of diffusion equations is employed [3–9] to represent the original continuous problem as the expectation of a functional of an appropriate stochastic process. Many random trajectories of this process are then generated and used to approximate the expectation and thus the solution. Since there is no discretization, neither of the domain, nor of boundary conditions, Monte Carlo techniques are flexible and easy to implement, especially for studying diffusion in complex geometries [10–12].

In basic Monte Carlo simulations, one fixes a time step δ and approximates each trajectory $\mathbf{r}(t)$ by a sequence of t/δ independent normally distributed random jumps along each coordinate, with mean zero and variance $2D\delta$. Note that other jump distributions may be used, e.g., discrete displacements to neighboring sites of a lattice, ballistic displacements in random direction, etc. At each jump, one has to check whether the trajectory remains inside the confining domain. If not, the jump has to be modified according to the imposed boundary condition. For instance, Neumann boundary condition is implemented by reflecting the trajectory into the domain, while the simulation is stopped for Dirichlet boundary condition. Partial absorption/reflections, trapping, splitting and other local mechanisms can also be implemented. These fixed-time step simulations are easy to implement but are inefficient in hierarchical or *multi-scale* porous media. In fact, the time step δ must be chosen so small to ensure that the average one-step displacement $\sqrt{2D\delta}$ is much smaller than the smallest geometrical feature of the medium. Since most particles are released inside large pores, a very large number of steps, t/δ , may be required for simulating each trajectory. This is the major drawback of basic Monte Carlo schemes.

In order to overcome this limitation, Müller proposed the concept of variable time-step, geometry-adapted or fast random walks (FRWs) [13]. This technique was broadly employed by many authors, for instance, to simulate diffusion-limited growth phenomena [14–16] and to study diffusion-reaction processes and related first-passage problems in random packs of spheres [17–19] or near prefractal boundaries [20–23]. The idea is to replace Brownian motion by an equivalent “spherical process” that explores the medium as fast as possible. A particle starts to diffuse from an initial position \mathbf{r}_0 which may be prescribed (fixed) or chosen randomly. One draws the largest disk (or ball in three

*Electronic address: denis.grebenkov@polytechnique.edu

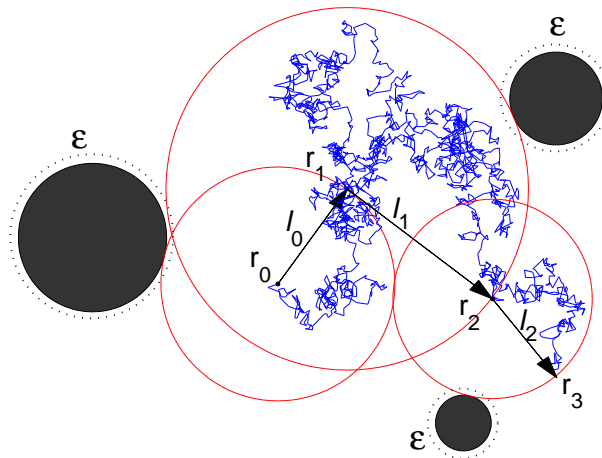


FIG. 1: A fast random walk in a medium with obstacles (dark disks). From an initial position \mathbf{r}_0 , one determines the distance ℓ_0 to the obstacles (or to the boundary of the medium) and draws a circle of radius ℓ_0 centered at \mathbf{r}_0 . A “jump” to a randomly (uniformly) chosen point on the circle is then executed. This single large displacement (shown by an arrow) replaces a detailed simulation of Brownian trajectory inside the disk of radius ℓ_0 . From the new point \mathbf{r}_1 , one determines the distance again and executes the next jump, and so on (only three jumps are shown) [24].

dimensions) which is centered at \mathbf{r}_0 and inscribed in the confining medium (Fig. 1). Its radius ℓ_0 is the distance between \mathbf{r}_0 and the boundary. After wandering inside the disk during a random time τ_1 , the particle exits the disk at random point \mathbf{r}_1 . Since there was no “obstacles” inside the disk, all the exit points of the disk are equally accessible for isotropic Brownian motion so that the exit point \mathbf{r}_1 has a uniform distribution on the circle of radius ℓ_0 . From \mathbf{r}_1 , the new largest disk of radius ℓ_1 is inscribed in the medium. After wandering inside the disk during a random time τ_2 , the particle exits at random point \mathbf{r}_2 , and so on. Following the Brownian trajectory of the particle, one can construct the sequence of inscribed disks (i.e., their centers \mathbf{r}_n and radii ℓ_n) and the associated exit times τ_n .

The fundamental idea behind FRWs is that the sequence $\{\mathbf{r}_n, \ell_n, \tau_n\}$ can be constructed directly, without simulating the underlying Brownian trajectory at all. At each step, one determines the distance ℓ_n between the current position \mathbf{r}_n and the boundary of the medium and chooses the next position \mathbf{r}_{n+1} randomly and uniformly on the circle of radius ℓ_n . The time τ_{n+1} needed to exit from the disk (i.e., to jump from \mathbf{r}_n to \mathbf{r}_{n+1}) is a random variable which can be generated from the well-known probability distribution (Section II). A detailed time-consuming simulation of a Brownian trajectory with high spatial resolution is therefore replaced by generation of random jumps which are adapted to the local geometrical structure of the medium. In other words, the spatial resolution of the spherical process is constantly adapted to the distance to the boundary: closer the particle to the boundary, finer the simulation scale. Performing each jump at largest possible distance yields a tremendous gain in computational time.

In this chapter, we review some practical aspects for an efficient implementation of FRWs and discuss several extensions and applications to first-passage phenomena. Section II introduces the formulas for generating first exit times and positions. In Section III, several strategies for estimating the distance to the boundary are discussed. Finally, Section IV presents extensions, applications and conclusions.

II. EXIT TIME AND POSITION DISTRIBUTIONS

We start by recalling the computation of the first exit time and position distributions for a general bounded domain $\Omega \subset \mathbb{R}^d$. Since the derived distributions will be used to generate jumps in a FRW algorithm, the underlying “jump” domain Ω has to be simple (e.g., to be a disk or a sphere, as described in Section I). We emphasize that the simple shape of Ω and the specific condition on its boundary $\partial\Omega$ have nothing to do with the shape of the medium and the boundary mechanism that are going to be modeled with the FRW algorithm.

We introduce the diffusion propagator $G_t(\mathbf{r}_0, \mathbf{r})$ (also known as heat kernel, or Green function of diffusion equation) as the probability density for Brownian motion to move from a point \mathbf{r}_0 to a vicinity of a point \mathbf{r} in time t , *without hitting the boundary $\partial\Omega$ of the domain Ω during this time*. The diffusion propagator satisfies the diffusion equation

$$\frac{\partial}{\partial t} G_t(\mathbf{r}_0, \mathbf{r}) = D \Delta G_t(\mathbf{r}_0, \mathbf{r}), \quad (1)$$

where $\Delta = \partial^2/\partial x_1^2 + \dots + \partial^2/\partial x_d^2$ is the Laplace operator, and D the diffusion coefficient. This equation is completed by the initial condition with Dirac δ -distribution, $G_{t=0}(\mathbf{r}_0, \mathbf{r}) = \delta(\mathbf{r}_0 - \mathbf{r})$, stating that \mathbf{r}_0 is the starting point, and by Dirichlet boundary condition, $G_t(\mathbf{r}_0, \mathbf{r}) = 0$ at $\mathbf{r} \in \partial\Omega$, that “excludes” Brownian trajectories that hit or crossed the boundary $\partial\Omega$ prior to time t . The diffusion propagator can be expressed in terms of the (L_2 -normalized) Laplace operator eigenfunctions $u_m(\mathbf{r})$ and eigenvalues λ_m [1, 2, 26]

$$G_t(\mathbf{r}_0, \mathbf{r}) = \sum_{m=1}^{\infty} e^{-D\lambda_m t} u_m(\mathbf{r}_0) u_m^*(\mathbf{r}), \quad (2)$$

where asterisk denotes the complex conjugate, and the eigenvalue equation $\Delta u_m(\mathbf{r}) + \lambda_m u_m(\mathbf{r}) = 0$ is completed by Dirichlet boundary condition $u_m(\mathbf{r}) = 0$ at $\mathbf{r} \in \partial\Omega$.

The diffusion propagator allows one to compute the first exit time and position distributions. For Brownian motion started from a point \mathbf{r}_0 , we denote $\tau = \inf\{t > 0 : \mathbf{r}(t) \notin \Omega\}$ the first exit time τ from the domain Ω . Since τ is the *first* exit time, Brownian motion should not hit the boundary $\partial\Omega$ at earlier times $t < \tau$. The probability of this event (so-called survival probability) is obtained by integrating the probability density $G_t(\mathbf{r}_0, \mathbf{r})$ over all the arrival points \mathbf{r} :

$$\mathbb{P}_{\mathbf{r}_0}\{\tau > t\} \equiv S_{\mathbf{r}_0}(t) = \int_{\Omega} d\mathbf{r} G_t(\mathbf{r}_0, \mathbf{r}). \quad (3)$$

The probability density is simply

$$\rho_{\mathbf{r}_0}(t) \equiv -\frac{\partial}{\partial t} S_{\mathbf{r}_0}(t) = -\int_{\Omega} d\mathbf{r} D\Delta G_t(\mathbf{r}_0, \mathbf{r}) = \int_{\partial\Omega} ds \left(-D\frac{\partial}{\partial n} G_t(\mathbf{r}_0, \mathbf{r}) \right)_{\mathbf{r}=\mathbf{s}}, \quad (4)$$

where we first used the diffusion equation and then Green formula to integrate by parts. Here $\partial/\partial n$ is the normal derivative directed outwards the domain Ω . The probability density $\rho_{\mathbf{r}_0}(t)$ characterizes the time of the exit, regardless its position. Alternatively, one can consider the exit position $\mathbf{s} \in \partial\Omega$, regardless its time, whose distribution is known as the harmonic measure [25]. The harmonic measure density, $\rho_{\mathbf{r}_0}(\mathbf{s})$, can be expressed through the diffusion propagator as

$$\rho_{\mathbf{r}_0}(\mathbf{s}) = \int_0^{\infty} dt \left(-D\frac{\partial}{\partial n} G_t(\mathbf{r}_0, \mathbf{r}) \right)_{\mathbf{r}=\mathbf{s}}. \quad (5)$$

Looking at Eqs. (4, 5), one can see that the diffusive flux $-D\frac{\partial}{\partial n} G_t(\mathbf{r}_0, \mathbf{r})$ plays the role of the joint probability density for the exit time and position, while $\rho_{\mathbf{r}_0}(t)$ and $\rho_{\mathbf{r}_0}(\mathbf{s})$ are marginal densities for time and position obtained after integration over the other variable. When both the exit time and position are needed, one can use the joint distribution. In practice, one can first generate the exit time and then generate the exit position conditioned to be at the prescribed exit time t :

$$\rho_{\mathbf{r}_0,t}(\mathbf{s}) = \frac{1}{\rho_{\mathbf{r}_0}(t)} \left(-D\frac{\partial}{\partial n} G_t(\mathbf{r}_0, \mathbf{r}) \right)_{\mathbf{r}=\mathbf{s}}, \quad (6)$$

where the prefactor $1/\rho_{\mathbf{r}_0}(t)$ reflects the conditional character of this distribution. Finally, one may also need the probability density of the arrival positions \mathbf{r} inside the domain conditioned to survive up to time t , namely, $G_t(\mathbf{r}_0, \mathbf{r})/S_{\mathbf{r}_0}(t)$.

The above probability densities can be analytically computed for simple domains for which the Laplace operator eigenfunctions are known explicitly. In the following three subsections, we summarize the formulas for interval, disk and sphere. For convenience, we will use the rescaled (dimensionless) time and space variables, $t \rightarrow Dt/L^2$ and $x \rightarrow xL$, where L is the length of the interval, or the radius of the disk/sphere.

A. Interval

For the unit interval $(0, 1)$, the eigenfunctions are eigenvalues of the Laplace operator with Dirichlet boundary condition are

$$u_m(x) = \sqrt{2} \sin(\pi m x), \quad \lambda_m = \pi^2 m^2 \quad (m = 1, 2, 3, \dots), \quad (7)$$

so that the one-dimensional propagator is simply

$$G_t(x_0, x) = 2 \sum_{m=1}^{\infty} \sin(\pi m x_0) \sin(\pi m x) e^{-\pi^2 m^2 t}. \quad (8)$$

It is also useful to write an alternative representation by image method:

$$G_t(x_0, x) = \frac{1}{\sqrt{4\pi t}} \sum_{k=-\infty}^{\infty} \left[e^{-(x-x_0+2k)^2/(4t)} - e^{-(x+x_0+2k)^2/(4t)} \right]. \quad (9)$$

The first expansion (8) rapidly converges for large t , while Eq. (9) rapidly converges for small t .

Using Eq. (3), one gets two alternative representations for the cumulative distribution function for the exit time:

$$\begin{aligned} S_{x_0}(t) &= 2 \sum_{m=1}^{\infty} \sin(\pi m x_0) \frac{1 - (-1)^m}{\pi m} e^{-\pi^2 m^2 t} \\ &= 1 - \operatorname{erfc}\left(\frac{x_0}{\sqrt{4t}}\right) + \sum_{k=1}^{\infty} (-1)^k \left[\operatorname{erfc}\left(\frac{k-x_0}{\sqrt{4t}}\right) - \operatorname{erfc}\left(\frac{k+x_0}{\sqrt{4t}}\right) \right], \end{aligned} \quad (10)$$

where $\operatorname{erfc}(x)$ is the complementary error function. The density is

$$\begin{aligned} \rho_{x_0}(t) &= 2\pi \sum_{m=1}^{\infty} \sin(\pi m x_0) (1 - (-1)^m) m e^{-\pi^2 m^2 t} \\ &= \frac{1}{\sqrt{4\pi t^3}} \sum_{k=-\infty}^{\infty} (-1)^k (x_0 + k) \exp\left(-\frac{(x_0 + k)^2}{4t}\right). \end{aligned} \quad (11)$$

As the boundary of an interval consists of two endpoints, the harmonic measure density is reduced to two functions, namely, the probability $\rho_{x_0}(\mathbf{s} = 0)$ to reach the left endpoint before the right one, and that of the complementary event:

$$\rho_{x_0}(\mathbf{s} = 0) = 2 \sum_{m=1}^{\infty} \frac{\sin(\pi m x_0)}{\pi m} = 1 - x_0, \quad \rho_{x_0}(\mathbf{s} = 1) = x_0. \quad (12)$$

This is the classical result for the gambler's ruin [6]. Other probability densities can also be explicitly written.

B. Disk

For the unit disk with Dirichlet boundary condition, the Laplace operator eigenvalues and eigenfunctions are [1, 2]

$$\lambda_{nk} = \alpha_{nk}^2, \quad u_{nk}(r, \theta) = \frac{\epsilon_n}{\sqrt{\pi}} \frac{1}{-J'_n(\alpha_{nk})} J_n(\alpha_{nk} r) \cos n\theta, \quad (13)$$

where $\epsilon_n = \sqrt{2}$ for $n > 0$ and $\epsilon_0 = 1$, $J'_n(z)$ is the derivative of the Bessel function $J_n(z)$ of the first kind, and $\{\alpha_{nk}\}_{k=0,1,2,\dots}$ is the set of all positive zeros of the function $J_n(z)$ (with $n = 0, 1, 2, \dots$). For convenience, the double index nk is used instead of the single index m to enumerate the eigenfunctions and eigenvalues. The asymptotic behavior of zeros α_{nk} is well known while their numerical computation is straightforward by bisection method or Newton's method. After this preliminary step, the spectral decomposition (2) yields the diffusion propagator $G_t(\mathbf{r}_0, \mathbf{r})$ and the consequent probability densities: $\rho_{\mathbf{r}_0}(t)$, $\rho_{\mathbf{r}_0}(\mathbf{s})$ and $\rho_{\mathbf{r}_0,t}(\mathbf{s})$. Since the starting point \mathbf{r}_0 is located in the center of the disk, only the terms with $n = 0$ (invariant under rotation) do contribute. In particular, one gets

$$S_c(t) = 2 \sum_{k=0}^{\infty} \frac{e^{-\alpha_{0k}^2 t}}{\alpha_{0k} J_1(\alpha_{0k})}, \quad (14)$$

while the harmonic measure density is uniform: $\rho_c(\mathbf{s}) = \frac{1}{2\pi}$, as all the boundary points are equivalent from the center (here and throughout the text, the subscript 'c' refers to the starting point at the center of the jump domain).

C. Sphere

The Laplace operator eigenvalues and eigenfunctions for the unit sphere with Dirichlet boundary condition are [1, 2]

$$\lambda_{nk} = \alpha_{nk}^2, \quad u_{nkl}(r, \theta, \varphi) = \frac{\sqrt{2n+1}}{\sqrt{2\pi}} \frac{1}{-j'_n(\alpha_{nk})} j_n(\alpha_{nk}r) P_n^l(\cos\theta) e^{il\varphi}, \quad (15)$$

where $j'_n(z)$ is the derivative of the spherical Bessel function $j_n(z)$ of the first kind, $P_n^l(z)$ the associated Legendre polynomial, and $\{\alpha_{nk}\}_{k=0,1,2,\dots}$ the set of all positive zeros of the function $j_n(z)$ (with $n = 0, 1, 2, \dots$). The last index l ranges from $-n$ to n . The spectral decomposition (2) allows one to compute all the necessary distributions. When the starting point \mathbf{r}_0 is located at the center, the formulas are simplified, e.g.,

$$S_c(t) = 2 \sum_{k=1}^{\infty} (-1)^{k+1} e^{-\pi^2 k^2 t} \quad (16)$$

(as $\alpha_{0k} = \pi(k+1)$, $k = 0, 1, 2, \dots$), while the harmonic measure density is uniform: $\rho_c(\mathbf{s}) = \frac{1}{4\pi}$. Using the techniques of Laplace transforms and series summation, one can get an alternative representation for the survival probability as [27]

$$S_c(t) = 1 - \frac{2}{\sqrt{\pi t}} \sum_{k=1}^{\infty} e^{-(2k-1)^2/(4t)}, \quad (17)$$

which rapidly converges for small t .

D. Behavior of the exit time distribution

By definition, the survival probability monotonously decreases from 1 at $t = 0$ to 0 as t goes to infinity, as illustrated on Fig. 2a. In the short-time limit, the exit probability $1 - S_c(t)$ is extremely small,

$$1 - S_c(t) \simeq \begin{cases} 2e^{-1/(16t)} \frac{4\sqrt{t}}{\sqrt{\pi}} (1 - 8t + 192t^2 + O(t^3)) & (d = 1), \\ 2e^{-1/(4t)} (1 - t + 4t^2 + O(t^3)) & (d = 2), \\ 2e^{-1/(4t)} \frac{1}{\sqrt{\pi t}} & (d = 3), \end{cases} \quad (18)$$

because very few particles can travel the distance from the origin to the boundary during a short time [86]. In turn, for large t , the survival probability decays exponentially,

$$S_c(t) \simeq \begin{cases} \frac{4}{\pi} e^{-\pi^2 t} & (d = 1), \\ \frac{2}{\alpha_{00} J_1(\alpha_{00})} e^{-\alpha_{00}^2 t} & (d = 2), \\ 2e^{-\pi^2 t} & (d = 3), \end{cases} \quad (19)$$

since it is unlikely for diffusing particles to avoid the encounter with the boundary during a long time.

Figure 2b shows the probability density, $\rho_c(t) = -\frac{dS_c(t)}{dt}$, of the exit time. This figure and the above asymptotic behaviors clearly indicate that the exit time is localized around its mean value which is equal to $1/(2d)$ (and $1/8$ in 1D). In particular, the probability that τ does not belong to an interval (t_{\min}, t_{\max}) , can be made negligible by choosing t_{\min} and t_{\max} appropriately. For instance, if $t_{\min} = 0.001$ and $t_{\max} = 10$, one has

$$\mathbb{P}\{\tau \notin (0.001, 10)\} = 1 - S_c(0.001) + S_c(10) < 10^{-12d} \quad (d = 2, 3). \quad (20)$$

As a consequence, the exit times beyond this interval can be ignored.

E. Generation of the exit times

The explicit form of Eqs. (14, 16) allows one to generate exit times by inversion method. Inverting numerically the function $S_c(t)$ (i.e., finding a function $T_c(x)$ such that $S_c(T_c(x)) = x$ for any x between 0 and 1), one obtains a mapping from random variables χ_n with a uniform distribution on the unit interval, to the exit times

$$\tau_n = \frac{\ell_n^2}{D} T_c(\chi_n) \quad (21)$$

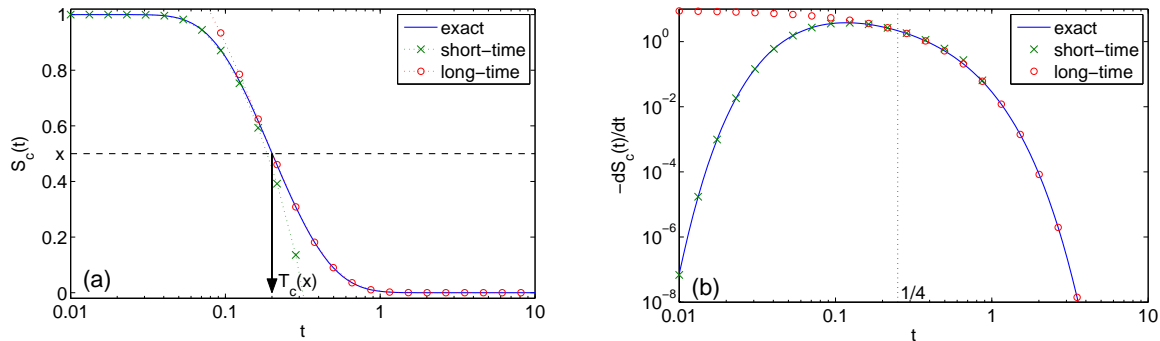


FIG. 2: **(a)**: The survival probability $S_c(t)$ and its short-time and long-time asymptotic behaviors (18, 19) for the unit disk. The dashed horizontal line at $S_c(t) = x$ illustrates the construction of the inverse function $T_c(x)$. **(b)**: The probability density $-dS_c(t)/dt$ of the exit time and its short-time and long-time asymptotic behaviors derived from Eqs. (18, 19). The vertical dotted line shows the mean exit time $1/4$ [24].

for the interval of length ℓ_n , or for the disk or sphere of radius ℓ_n , with a given diffusion coefficient D . The uniform random variables χ_n are generated by a standard routine for pseudo-random numbers.

In summary, two preliminary numerical procedures are required for generating the exit times:

1. In 2D, one needs to find a finite number of positive zeros $\{\alpha_{0k}\}$ of Bessel function $J_0(z)$. The inequalities $\pi k < \alpha_{0k} < \pi(k+1)$ allow one to search for a single zero on each interval $(\pi k, \pi k + \pi)$ by bisection or Newton's method. Since smaller times require larger truncation sizes, the asymptotic formula (18) can be used instead of the truncated series in Eqs. (14, 16) to improve the accuracy at short times. In one and three dimensions, this step is skipped because the eigenvalues are known explicitly.
2. One constructs the function $T_c(x)$ as a numerical solution $T_c(x) = t$ of the equation $S_c(t) = x$ for a mesh of points x . The monotonous decrease of $S_c(t)$ ensures, for any x , the unique solution which can be computed by bisection method or Newton's method.

Both procedures rely on classical numerical methods. Moreover, these procedures have to be performed once and forever while the stored values of the function $T_c(x)$ can be loaded before starting Monte Carlo simulations. As a consequence, the generation of the exit times during simulations is reduced, through Eq. (21), to a routine generation of uniformly distributed pseudo-random numbers.

F. Boundary condition

By construction, a generated sequence of disks or spheres may become arbitrarily close to the boundary of the medium but it never hits the boundary. It is therefore necessary to set a threshold distance ε below which the trajectory is considered to hit the boundary (Fig. 1). This threshold is typically set to be much smaller than any relevant length scale. Since the average number of jumps needed to reach the boundary scales as $\ln(1/\varepsilon)$, setting ε to very small values would not significantly slow down simulations.

After the hit, the next step depends on the boundary condition or mechanism to be modeled. The two simplest conditions, Dirichlet and Neumann, represent purely absorbing and purely reflecting boundaries, respectively. In the former case, once a particle arrives onto the boundary, it is immediately “killed” and the simulation of the trajectory is stopped. This absorbing condition may model various physical, chemical or biological mechanisms, e.g., relaxation of local magnetization on paramagnetic impurities dispersed on the interface in NMR experiments; one-way permeation through cellular membranes; chemical transformation on the catalytic surface, etc. [28–32]. Whatever the microscopic mechanism is, the interaction with the boundary changes the state of the particle and thus removes it from the transport process. In the opposite case of Neumann boundary condition, the particle is reflected back into the medium and continues its diffusive motion, without changing its state. One can also simulate the so-called Robin boundary condition for partially absorbing/reflecting boundary when absorption and reflection events are chosen randomly [22, 33, 34]. Note that the boundary may have variable properties in space and time, e.g., some parts of the boundary may be reflecting while the other absorbing (this is the typical situation for search problems when a target is located on the boundary [35, 36]); moreover, these properties may evolve with time, e.g., during

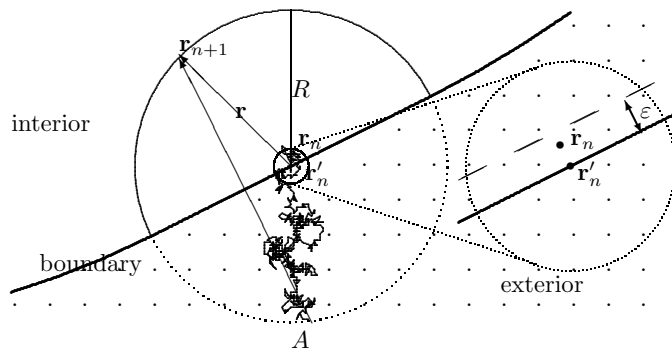


FIG. 3: When the particle has approached the reflecting boundary of the medium closer than a prescribed threshold ε , it is “released” on a circle of radius R centered at the encounter boundary point \mathbf{r}'_n . If the released point A does not belong to the interior of the medium, one uses its mirror reflected point \mathbf{r}_{n+1} inside the medium. The radius R should be chosen as large as possible, but small enough in comparison to the characteristic length of the boundary (so that the boundary is almost flat at scale R) [24].

passivation/deactivation of catalysts [37]. One can also consider multi-compartment media with permeable boundary (e.g., living cells and the extracellular space). Once the trajectory hits this boundary, it may be reflected on both sides (with equal or different probabilities). Apart from these standard boundary mechanisms, one can model trapping of a particle for a fixed or randomly distributed waiting time [38], multistage surface kinetics [39], and surface transfer mechanisms [40, 41]. Finally, the FRW algorithm for bulk diffusion can be combined with other numerical techniques for modeling transport on the boundary. Such a flexibility of FRW algorithms makes them attractive for simulating various diffusive phenomena.

The implementation of Dirichlet boundary condition is trivial: simulation of the trajectory is simply stopped after hitting the boundary. One can record the hitting position (for computing the harmonic measure [20, 21]), the hitting time (for computing the exit time distribution [23]), the traveled distance (for computing the time-dependent diffusion coefficient [42–46]), etc.

Neumann boundary condition is much more delicate, as the trajectory has to be reflected back into the medium. In the simplest implementation, one just moves the current position to the interior point of the medium at a fixed (small) distance from the boundary. This reflection distance has to be larger than the hitting threshold ε but much smaller than other relevant length scales. The choice of the reflection distance is a compromise between the accuracy and rapidity of simulations: a large distance would bias the results, while a small distance would lead to multiple small jumps after reflection. Another, much more efficient way to reflect back the trajectory is to make a relatively large jump from the boundary of the domain to a half-circle or half-sphere (Fig. 3). Indeed, if the boundary is flat (or may be approximated as flat up to a certain length scale), diffusion in the related half-disk (half-ball) with the reflecting base is equivalent to diffusion in the whole disk (ball). For instance, the distribution of the exit times is the same, while the distribution of the exit position is still uniform. An implementation of this reflection jump allows one to significantly speed up simulations.

G. Incomplete jump

If the reflecting condition is set over the whole boundary, the trajectory would never stop. One adds therefore a condition to stop the simulation when the time counter $t = \tau_1 + \tau_2 + \dots + \tau_n$ exceeds a prescribed time T . More generally, whatever the boundary condition is, one may need to stop the trajectory after or at time T . If the trajectory has to be stopped *precisely at* T (e.g., to compute the traveled distance at time T), the last jump has to be simulated differently. In fact, we are interested in the *intermediate* position $\mathbf{r}(T)$ of the trajectory which is started at the center of the jump domain at time $t_0 = t - \tau_n < T$ and conditioned to exit from this domain at time $t > T$. The trajectory can be split into two independent parts: from t_0 to T , and from T to t . The conditional probability density for the intermediate position \mathbf{r} is

$$\frac{G_{T-t_0}(\mathbf{r}_0, \mathbf{r}) \rho_{\mathbf{r}}(t - T)}{\rho_{\mathbf{r}_0}(t - t_0)}, \quad (22)$$

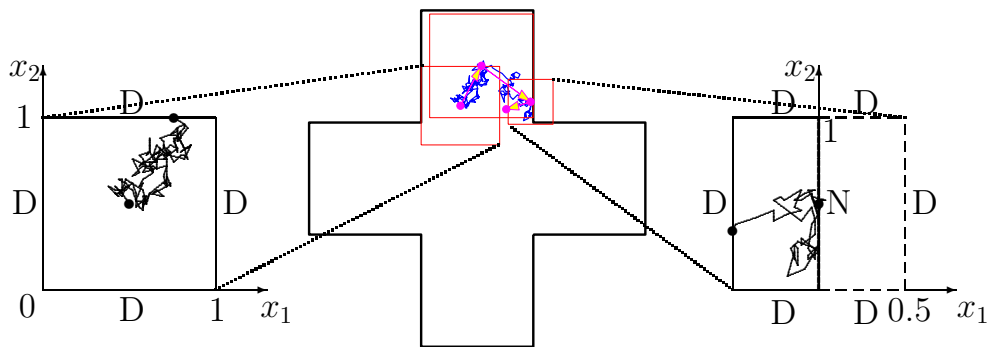


FIG. 4: A FRW simulation of reflected Brownian motion inside a cross-shaped medium by using square jump domains (shown in red) whose centers (full circles) belong to the trajectory (shown by solid blue line and generated by basic Monte Carlo simulations). On the left, we show a zoom of the first square jump domain for which the distributions of the exit time and position can be explicitly found by solving the appropriate PDE equation with Dirichlet boundary condition (denoted by 'D'). Each jump starts from the center. On the right, we show the third jump domain for reflection from the boundary. The right vertical edge contains the starting point and coincides with the reflecting boundary of the medium. The mirror reflection across this vertical edge reduces the analysis to that on the square with Dirichlet boundary condition.

where the first factor is the probability density for moving from \mathbf{r}_0 to \mathbf{r} during the time $T - t_0$ (first part), the second factor is the probability density for exiting the domain at time $t - T$ after starting at \mathbf{r} (second part), while the denominator is the probability density for exiting at time $t - t_0$ after starting at \mathbf{r}_0 . The intermediate position \mathbf{r} can be generated from this density.

H. Extension: rectangular domains

The boundary of many model or image-reconstructed structures is formed by horizontal and vertical segments (in 2D) or by rectangular plates oriented along three coordinate axes (in 3D). For such structures, it may be more convenient to split the trajectory into “elementary blocks” inside rectangular jump domains rather than spherical ones, as illustrated on Fig. 4 [47, 48]. The use of rectangles/parallelepipeds as jump domains allows one to significantly reduce the number of small jumps near the boundary of the medium. On one hand, the generation of jumps becomes more complicated because the arrival points over the edges are not uniformly distributed any more. One needs therefore to generate not only the exit times but also the conditional exit positions according to Eq. (6). On the other hand, Brownian motion inside rectangles/parallelepipeds is formed by independent one-dimensional Brownian motions along each coordinate, and the problem is essentially reduced to one-dimensional setting on the interval. In particular, the diffusion propagator $G_t^{(d)}(\mathbf{r}_0, \mathbf{r})$ in the jump domain $\Omega = [0, L_1] \times [0, L_2] \times \dots \times [0, L_d] \subset \mathbb{R}^d$ is factored out as

$$G_t^{(d)}(\mathbf{r}_0, \mathbf{r}) = \prod_{j=1}^d \frac{1}{L_j} G_{Dt/L_j^2}(\mathbf{r}_{0j}/L_j, \mathbf{r}_j/L_j), \quad (23)$$

where $G_t(x_0, x)$ is the one-dimensional propagator in the unit interval $[0, 1]$ given by Eqs. (8, 9), with dimensionless time Dt/L_j^2 and dimensionless space coordinates x_0 and x , representing the starting and arrival points.

The cumulative distribution of the exit time is the survival probability in Ω :

$$S_{\mathbf{r}_0}^{(d)}(t) = \int_{\Omega} d\mathbf{r} G_t^{(d)}(\mathbf{r}_0, \mathbf{r}) = \prod_{j=1}^d S_{\mathbf{r}_{0j}/L_j}(Dt/L_j^2), \quad (24)$$

where $S_{x_0}(t)$ is given by Eq. (10). As usual, the probability density is $\rho_{\mathbf{r}_0}^{(d)}(t) = -\frac{\partial}{\partial t} S_{\mathbf{r}_0}^{(d)}(t)$. In the case of the (hyper)cube (with $L_j = L$) with the starting point in the center (i.e., $\mathbf{r}_0 = [L, L, \dots, L]/2$), one gets

$$S_c(t) = [S_{\frac{1}{2}}(Dt/L^2)]^d, \quad \rho_c(t) = \frac{Dd}{L^2} [S_{\frac{1}{2}}(Dt/L^2)]^{d-1} \rho_{\frac{1}{2}}(Dt/L^2). \quad (25)$$

Once the exit time is generated, one needs to generate the exit position at this time. For the sake of clarity, we only consider the starting point from the center of the domain. Starting from Eq. (6) and skipping technical derivations, we obtain the conditional probability density of the exit point \mathbf{s} to lie on the face which is orthogonal to the coordinate axis j :

$$\omega_{c,t}^j(\mathbf{s}) = \frac{q_j(t)}{2} \prod_{k \neq j} \frac{G_{Dt/L_k^2}(1/2, s_k/L_k)}{L_k S_{\frac{1}{2}}(Dt/L_k^2)}, \quad (26)$$

where the last factor is the product of conditional probability densities for (independent) displacements in the orthogonal directions $k \neq j$, and

$$q_j(t) \equiv \frac{L_j^{-2} \frac{\rho_{\frac{1}{2}}(Dt/L_j^2)}{S_{\frac{1}{2}}(Dt/L_j^2)}}{\sum_{k=1}^d L_k^{-2} \frac{\rho_{\frac{1}{2}}(Dt/L_k^2)}{S_{\frac{1}{2}}(Dt/L_k^2)}} \quad (27)$$

is the conditional probability to exit through one of two faces at direction j . When all lengths are equal to each other, $L_1 = \dots = L_d = L$, one gets $q_j(t) = 1/d$ (all faces are equivalent from the center).

The displacements along each coordinate can be generated by numerically inverting the cumulative distribution

$$\begin{aligned} F_t(x) &\equiv \frac{1}{S_{\frac{1}{2}}(t)} \int_0^x dx' G_t(1/2, x') \\ &= \frac{2/\pi}{S_{\frac{1}{2}}(t)} \sum_{m=1}^{\infty} (-1)^{m+1} \frac{1 - \cos(\pi(2m-1)x)}{2m-1} e^{-\pi^2(2m-1)^2 t} \\ &= \frac{1/2}{S_{\frac{1}{2}}(t)} \sum_{k=-\infty}^{\infty} \left[\operatorname{erfc} \left(\frac{x+2k+1/2}{\sqrt{4t}} \right) - \operatorname{erfc} \left(\frac{2k+1/2}{\sqrt{4t}} \right) \right. \\ &\quad \left. - \operatorname{erfc} \left(\frac{x+2k-1/2}{\sqrt{4t}} \right) + \operatorname{erfc} \left(\frac{2k-1/2}{\sqrt{4t}} \right) \right]. \end{aligned} \quad (28)$$

A technical difficulty is that this function depends on two variables x and t , i.e., one needs to invert this function versus x for various values of t as a parameter. Other methods such as rejection sampling or adaptive rejection sampling can also be applied to generate these random variables.

As discussed in Section IIF, the boundary condition has to be implemented. When the particle is close to the reflecting boundary, one needs to perform a reflection jump, as discussed in Section IIF. In this case, one or several edges (faces) of the jump domain may be reflecting (Fig. 4). In order to generate the exit time and position, one can consider diffusion in the extended jump domain which is composed of the original jump domain and its mirror image with respect to the reflecting boundary. The previous formulas can be directly applied.

III. DISTANCE COMPUTATION

The adaptive splitting of the trajectory into independent “elementary blocks” relies on estimating the distance from any interior point to the boundary. We emphasize that the jump distance may in practice be smaller than the distance to the boundary, but it must not exceed this distance. In other words, the problem of computing the exact distance can be relaxed to a simpler problem of finding a lower bound of the distance. Depending on the studied geometry, this purely geometrical problem can be solved in different ways. In this section, we briefly describe two strategies for efficient distance estimation.

A. Self-similar (fractal) domains

Fractals are often used as a paradigm of complex domains [49]. On one hand, fractals are very irregular shapes which exhibit geometrical details at various length scales, “exploding” the classical notions of length, surface area or volume. On the other hand, self-similar or self-affine hierarchical structures help to perform accurate theoretical and

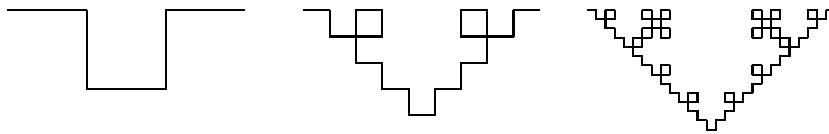


FIG. 5: Three generations of the quadratic von Koch curve of fractal dimension $\ln 5 / \ln 3 \approx 1.465$. At each iteration, one replaces all linear segments by the rescaled generator (first generation).

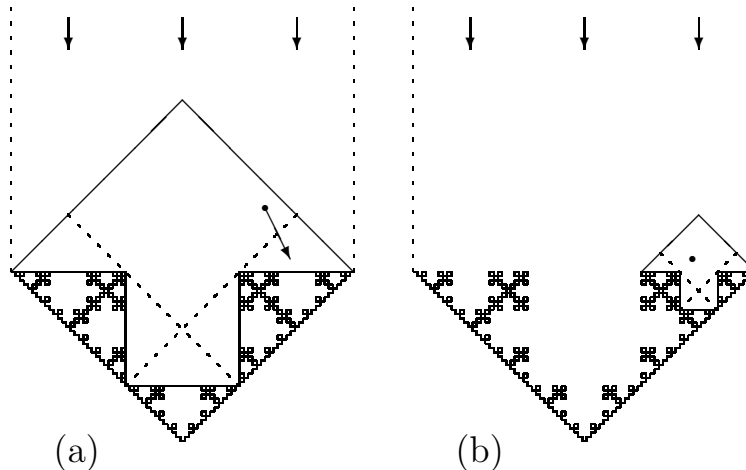


FIG. 6: **(a)** Basic arrow-like cell which is divided into the rotated square and five small triangles. Once a Brownian particle arrived into the rotated square, the distance between its current position (full circle) and the boundary of the arrow-like cell (the generator) can be computed explicitly. Random jumps inside the rotated square can therefore be executed, until the particle either exits from the arrow-like cell, or enters into a small triangle. **(b)** In the latter case, the particle starts to “see” the geometrical details of the next generation. The rescaled arrow-like cell is then used to compute the distance to the boundary.

numerical analysis on fractals. In particular, the self-similarity of von Koch curves and surfaces allows one for a rapid estimation of the distance from any interior point to these boundaries [20, 21].

To illustrate this idea, we consider the quadratic von Koch curve (Fig. 5). When a random walker is far from the boundary, it does not “distinguish” its geometrical details. One can thus estimate the distance by considering the coarsest generation (Fig. 6). Getting closer and closer to the boundary, the random walker starts to “recognize” smaller and smaller geometrical details. But at the same time, when small details appear in view, the rest of the boundary becomes “invisible”. Consequently, one can explicitly determine the distance by examining only the local geometrical environment (see [21] for details). The advantage and eventual drawback of this geometry-adapted algorithm is the need for a specific implementation for each studied geometry. Relying on self-similarity of von Koch fractals, we were able to generate up to 10^{10} random trajectories for highly irregular boundaries with up to 10-12 iterations (in 2D). Note that these boundaries present geometrical features at length scales from 1 to $(1/3)^{10}$ (i.e., over five orders of magnitude).

B. Sphere packs

Sphere packs are often used to model porous and granular media, colloidal solutions, gels and polymer networks. This is indeed a quite generic model as spheres (or disks in two dimensions) can be mono- or polydisperse, overlapping or not, impermeable or not, while their locations can be regular or random. From the numerical point of view, sphere packs are particularly attractive as the distance from any point to the surface of a sphere can be easily calculated by knowing only the location and radius of the sphere. When the number of spheres is large (say, above few thousands), the computation of the distance to the boundary of the pack as the minimum over all distances to individual spheres becomes too time-consuming. In that case, one needs additional “tools” in order to rapidly locate a limited number of spheres that are the closest to a given point (the current position of Brownian trajectory). Among such tools, one can mention “coarse-grained” distance maps [15], Whitney decomposition or Voronoi cells.

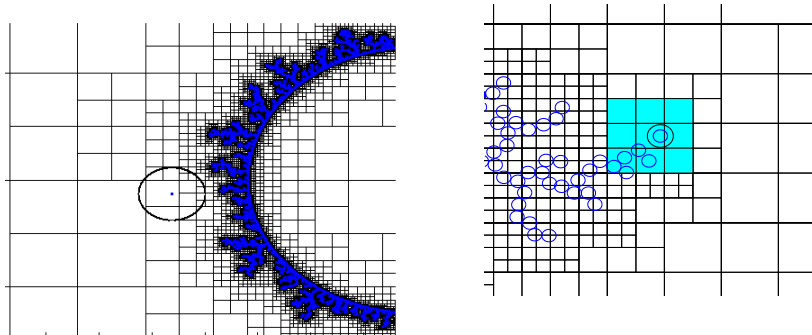


FIG. 7: Whitney decomposition into dyadic squares near a DLA aggregate (shown in blue), with a zoom on the right. The finest resolution is set to the diameter of small disks forming the aggregate (courtesy by D. D. Nguyen).

We illustrate a Whitney decomposition which is a partition of the medium into squares/cubes such that the size of each square/cube is proportional to the distance from that element to the boundary of the medium (Fig. 7). Once such a decomposition of the domain is constructed (prior to launching Monte Carlo simulations), the distance estimation is a very rapid: one determines the square/cube to which a given point belongs, and takes the size of this element as an estimate for the distance. In practice, one uses dyadic division into squares/cubes, while the decomposition is stopped when a chosen finest resolution is reached. The adaptive character of Whitney decompositions or other “coarse-grained” distance maps allows one to rapidly compute distances for sphere packs with millions of spheres. The related FRW algorithm can be used for simulating growth phenomena such as diffusion-limited aggregation [14–16], diffusion-reaction processes, search problems, etc.

IV. APPLICATIONS, EXTENSIONS AND PERSPECTIVES

A. Diffusion-weighted magnetic resonance imaging

Diffusion-weighted MRI is a widespread experimental technique in which the random trajectories of diffusing nuclei (e.g., water molecules) are encoded by applying an inhomogeneous magnetic field [50–52]. When the nuclei diffuse inside a heterogeneous medium, the statistics of random trajectories is affected by the presence of walls or obstacles. Although these microscopic restrictions are not visible at the spatial resolution of DMRI, these geometrical features are statistically aggregated into the macroscopic signal. Measuring the signal at different diffusion times and magnetic field gradients, one aims to infer the morphological structure of a sample and to characterize the dynamics of a system. The non-invasive character of DMRI made this technique the gold standard in material sciences, neurosciences and medicine, with numerous applications to mineral samples (e.g., sedimentary rocks in oil industry; soils in agriculture; concrete, cements and gypsum in building industry) and biological samples (e.g., brain, lungs, bones).

Until nowadays, modeling DMRI experiments was mainly restricted to simple structures [53–56], while truly multi-scale three-dimensional porous media such as concretes or sedimentary rocks remained out of reach due to the lack of efficient numerical techniques. The efficiency and flexibility of FRW algorithms make them promising tools for modeling DMRI. An approximate implementation of the gradient encoding into FRW algorithms was recently proposed that opens new opportunities in the study of mineral and biological samples [24, 57].

B. Continuous-Time Random Walks

Many physical, chemical and biological transport processes exhibit anomalous features, e.g., the subdiffusive scaling of the mean square displacement [58–60]. Examples are the motion of organelles, vesicles or tracers in living cells [61–66], animals searching for food [67], contaminant or pollution spreading [68, 69], etc. For instance, overcrowding in living cells and colloidal gels, or deep wells in the interaction energy landscape [58, 70], may result in a heavy-tailed distribution of waiting times between jumps. Such long stalling periods would yield subdiffusive dynamics that can be described by Continuous-Time Random Walk (CTRW) with diverging mean waiting time but finite-variance spatial displacements. In that frame, the diffusion equation (1) has to be replaced by fractional diffusion equation, in

which the history of trapping or caging is incorporated through the fractional Riemann-Liouville derivative in time. Since the spatial dynamics is still governed by the Laplace operator, only the temporal dependence in the spectral representation (2) has to be modified as

$$G_t(\mathbf{r}_0, \mathbf{r}) = \sum_{m=1}^{\infty} E_{\alpha}(-D\lambda_m t) u_m(\mathbf{r}_0) u_m^*(\mathbf{r}), \quad (29)$$

where $E_{\alpha}(z)$ is the Mittag-Leffler function [71]. Using this extension, one can recompute the exit time and position distributions in order to simulate restricted subdiffusion in multiscale or complex structures [72–74].

C. Intermittent processes

Another important extension of FRW is related to diffusive processes with two successively alternating phases (e.g., active and passive transport of vesicles in living cells [75–78]). These so-called intermittent processes have been intensively studied during the last decade. In particular, the alternation of phases was shown to facilitate search processes and speed up biochemical kinetics (see the review [41] and references therein). For instance, in the case of surface-mediated diffusion in spherical domains, the mean time for finding a target was shown to be minimal when the phases of bulk and surface diffusion alternate at certain rate [79–82]. At the same time, the question of optimality for the mean search time remains open for porous media or irregularly-shaped domains such as catalysts or biological structures. The FRW algorithm can be adapted to simulate such intermittent diffusive processes.

D. Conclusions and Perspectives

In this chapter, we described the basic principles and several applications of fast random walk algorithms. The algorithm relies on adaptive splitting of the random trajectory inside a complex medium into independent “elementary blocks” in simple jump domains for which simulations can be performed much more efficiently. In other words, the algorithm eliminates the geometrical complexity of the system and reduces the original problem to the study of diffusion inside a disk, a sphere or a rectangle, for which many mathematical tools (PDE, spectral methods, etc.) are particularly efficient [1, 2]. This “trick” drastically speeds up Monte Carlo simulations since at each step the largest possible exploration is performed. In practice, the computation is reduced to estimating the distance from any interior point to the boundary that can be solved in different ways depending on the studied geometry. The adaptive character of FRW techniques makes them well suited for simulating diffusion-reaction processes in complex, multi-scale, disordered, heterogeneous or irregularly-shaped media. The FRW algorithms can be applied for calculating the harmonic measures and their extensions, the first passage and exit time distributions, search times, reaction rates [83, 84], residence times [85], etc. Many growth processes such as diffusion-limited aggregation and related models can be efficiently realized by using these techniques. We also illustrated one application of these algorithms for computing DMRI signals and discussed extensions for modeling restricted anomalous diffusion and intermittent processes.

-
- [1] J. Crank, *The Mathematics of Diffusion*, 2nd Ed. Clarendon, Oxford (1975).
 - [2] H. S. Carslaw and J. C. Jaeger, *Conduction of Heat in Solids*, 2nd Ed. Clarendon, Oxford (1959).
 - [3] K. Itô and H. P. McKean, *Diffusion Processes and Their Sample Paths*. 2nd Ed., Springer-Verlag, Berlin, Heidelberg (1996).
 - [4] M. Freidlin, *Functional Integration and Partial Differential Equations*. Annals of Mathematics Studies, Princeton University Press, Princeton, New Jersey (1985).
 - [5] R. F. Bass, *Diffusions and Elliptic Operators*. Springer, New York (1998).
 - [6] W. Feller, *An Introduction to Probability Theory and Its Applications*. Third ed. New York: John Wiley (1968).
 - [7] S. Redner, *A Guide to First-Passage Processes*. Cambridge University Press, Cambridge, England (2001).
 - [8] B. D. Hughes, *Random Walks and Random Environments*. Clarendon Press, Oxford (1995).
 - [9] G. H. Weiss, *Aspects and Applications of the Random Walk*. North-Holland, Amsterdam (1994).
 - [10] K. K. Sabelfeld, *Monte Carlo Methods in Boundary Value Problems*. Springer-Verlag: New York - Heidelberg, Berlin (1991).
 - [11] K. K. Sabelfeld and N. A. Simonov, *Random Walks on Boundary for Solving PDEs*. Utrecht, The Netherlands (1994).
 - [12] G. N. Mil'shtein, *Numerical Integration of Stochastic Differential Equations*. Kluwer, Dordrecht, the Netherlands (1995).
 - [13] M. E. Müller, Some Continuous Monte Carlo Methods for the Dirichlet Problem, *Ann. Math. Statist.* **27**, 569-589 (1956).

- [14] T. A. Witten and L. M. Sander, Diffusion-Limited Aggregation, a Kinetic Critical Phenomenon, *Phys. Rev. Lett.* **47**, 1400 (1981).
- [15] P. Ossadnik, Multiscaling Analysis of Large-Scale Off-Lattice DLA, *Physica A* **176**, 454 (1991).
- [16] T. C. Halsey, Diffusion-Limited Aggregation: A Model for Pattern Formation, *Phys. Today* (2000).
- [17] S. Torquato and I. C. Kim, Efficient simulation technique to compute effective properties of heterogeneous media, *Appl. Phys. Lett.* **55**, 1847 (1989).
- [18] L. H. Zheng and Y. C. Chiew, Computer simulation of diffusion-controlled reactions in dispersions of spherical sinks, *J. Chem. Phys.* **90**, 322-327 (1989).
- [19] S. B. Lee, I. C. Kim, C. A. Miller, and S. Torquato, Random-walk simulation of diffusion-controlled processes among static traps, *Phys. Rev. B* **39**, 11833-11839 (1989).
- [20] D. S. Grebenkov, What Makes a Boundary Less Accessible, *Phys. Rev. Lett.* **95**, 200602 (2005).
- [21] D. S. Grebenkov, A. A. Lebedev, M. Filoche and B. Sapoval, Multifractal Properties of the Harmonic Measure on Koch Boundaries in Two and Three Dimensions, *Phys. Rev. E* **71**, 056121 (2005).
- [22] D. S. Grebenkov, Scaling Properties of the Spread Harmonic Measures, *Fractals* **14**, 231-243 (2006).
- [23] P. Levitz, D. S. Grebenkov, M. Zinsmeister, K. Kolwankar and B. Sapoval, Brownian flights over a fractal nest and first passage statistics on irregular surfaces, *Phys. Rev. Lett.* **96**, 180601 (2006).
- [24] D. S. Grebenkov, A fast random walk algorithm for computing the pulsed-gradient spin-echo signal in multiscale porous media, *J. Magn. Reson.* **208**, 243-255 (2011).
- [25] J. B. Garnett and D. E. Marshall, *Harmonic Measure*. Cambridge University Press (2005).
- [26] D. S. Grebenkov and B.-T. Nguyen, Geometrical Structure of Laplacian Eigenfunctions, *SIAM Rev.* (in press) <http://arxiv.org/abs/1206.1278>
- [27] D. S. Grebenkov, Multiple Correlation Function Approach: Rigorous Results for Simple Geometries, *Diff. Fundam.* **5**, 1-34 (2007).
- [28] K. R. Brownstein and C. E. Tarr, Importance of Classical Diffusion in NMR Studies of Water in Biological Cells, *Phys. Rev. A* **19**, 2446-2453 (1979).
- [29] G. C. Bond, *Heterogeneous Catalysis: Principles and Applications*. Clarendon, Oxford (1987).
- [30] O. G. Berg, R. B. Winter, and P. H. von Hippel, Diffusion-driven mechanisms of protein translocation on nucleic acids. 1. Models and theory. *Biochemistry* **20**, 6929-6948 (1981).
- [31] G. Adam and M. Delbrück, *Reduction of Dimensionality in Biological Diffusion Processes*. W. H. Freeman Co., Publishers, San Francisco (1968).
- [32] H. Sano and M. Tachiya, Theory of diffusion-controlled reactions on spherical surfaces and its application to reactions on micellar surfaces, *J. Chem. Phys.* **75**, 2870-2878 (1981).
- [33] B. Sapoval, General Formulation of Laplacian Transfer Across Irregular Surfaces, *Phys. Rev. Lett.* **73**, 3314 (1994).
- [34] D. S. Grebenkov, "Partially Reflected Brownian Motion: A Stochastic Approach to Transport Phenomena", in "Focus on Probability Theory", Ed. L. R. Velle, pp. 135-169, Nova Science Publishers (2006).
- [35] A. Singer, Z. Schuss, D. Holcman, and R. S. Eisenberg, Narrow Escape, Part I, *J. Stat. Phys.* **122**, 437 (2006).
- [36] Z. Schuss, A. Singer, and D. Holcman, The narrow escape problem for diffusion in cellular microdomains, *Proc. Nat. Acad. Sci. USA* **104**, 16098 (2007).
- [37] M. Filoche, D. S. Grebenkov, J. S. Andrade, and B. Sapoval, Passivation of irregular surfaces accessed by diffusion, *Proc. Nat. Acad. Sci. USA* **105**, 7636 (2008).
- [38] D. Holcman, A. Marchewka, and Z. Schuss, Survival probability of diffusion with trapping in cellular neurobiology, *Phys. Rev. E* **72**, 031910 (2005).
- [39] T. Chou and M. R. D'Orsogna, Multistage adsorption of diffusing macromolecules and viruses, *J. Chem. Phys.* **127**, 105101 (2007).
- [40] O. Bénichou, C. Loverdo, M. Moreau, and R. Voituriez, Optimizing intermittent reaction paths, *Phys. Chem. Chem. Phys.* **10**, 7059-7072 (2008).
- [41] O. Bénichou, C. Loverdo, M. Moreau, and R. Voituriez, Intermittent search strategies, *Rev. Mod. Phys.* **83**, 81-130 (2011).
- [42] L. L. Latour, P. P. Mitra, R. L. Kleinberg, and C. H. Sotak, Time-dependent diffusion coefficient of fluids in porous media as a probe of surface-to-volume ratio, *J. Magn. Reson. A* **101**, 342-346 (1993).
- [43] L. L. Latour, K. Svoboda, P. P. Mitra, and C. H. Sotak, Time-dependent diffusion of water in a biological model system, *Proc. Nat. Acad. Sci. USA* **91**, 1229-1233 (1994).
- [44] T. M. de Swiet and P. N. Sen, Time dependent diffusion coefficient in a disordered medium, *J. Chem. Phys.* **104**, 206-209 (1996).
- [45] P. N. Sen, Time-dependent diffusion coefficient as a probe of geometry, *Conc. Magn. Reson.* **23** A, 1-21 (2004).
- [46] D. S. Novikov, E. Fieremans, J. H. Jensen and J. A. Helpert, Random walks with barriers, *Nat. Phys.* **7**, 508-514 (2011).
- [47] M. Deaconu and A. Lejay, A Random Walk on Rectangles Algorithm, *Method Comput. Appl. Probab.* **8**, 135-151 (2006).
- [48] S. Zein, A. Lejay, and M. Deaconu, An efficient algorithm to simulate a Brownian motion over irregular domains, *Commun. Comput. Phys.* **8**, 901-916 (2010).
- [49] B. Mandelbrot, *The Fractal Geometry of Nature*. San Francisco, Freeman (1982).
- [50] P. T. Callaghan, *Principles of Nuclear Magnetic Resonance Microscopy*. Clarendon Press, Oxford (1991).
- [51] W. S. Price, *NMR Studies of translational Motion: Principles and Applications*. Cambridge University Press (2009).
- [52] D. S. Grebenkov, NMR survey of reflected Brownian motion, *Rev. Mod. Phys.* **79**, 1077-1137 (2007).
- [53] B. Balinov, B. Jönsson, P. Linse, and O. Söderman, The NMR Self-Diffusion Method Applied to Restricted Diffusion. Simulation of Echo Attenuation from Molecules in Spheres and Between Planes, *J. Magn. Reson. A* **104**, 17-25 (1993) [see

- Erratum: *J. Magn. Reson. A* **108**, 130 (1994)].
- [54] A. Coy and P. T. Callaghan, Pulsed Gradient Spin Echo nuclear magnetic resonance for molecules diffusing between partially reflecting rectangular barriers, *J. Chem. Phys.* **101**, 4599-4609 (1994).
- [55] A. Duh, A. Mohorič, and J. Stepišnik, Computer Simulation of the Spin-Echo Signal Distribution in the Case of Restricted Self-Diffusion, *J. Magn. Reson.* **148**, 257-266 (2001).
- [56] R. M. E. Valckenborg, H. P. Huinink, J. J. v. d. Sande, and K. Kopinga, Random-walk simulations of NMR dephasing effects due to uniform magnetic-field gradients in a pore, *Phys. Rev. E* **65**, 021306 (2002).
- [57] D. S. Grebenkov, H. T. Nguyen and J.-R. Li, A fast random walk algorithm for computing diffusion-weighted NMR signals in multi-scale porous media: a feasibility study for a Menger sponge, *Micropor. Mesopor. Mater.* (2013, in press).
- [58] J.-P. Bouchaud and A. Georges, Anomalous diffusion in disordered media: Statistical mechanisms, models and physical applications, *Phys. Rep.* **195**, 127-293 (1990).
- [59] R. Metzler and J. Klafter, The random walk's guide to anomalous diffusion: a fractional dynamics approach, *Phys. Rep.* **339**, 1-77 (2000).
- [60] S. Havlin and D. ben Avraham, Diffusion in disordered media, *Adv. Phys.* **51**, 187-292 (2002).
- [61] M. J. Saxton and K. Jacobson, Single-particle tracking: Applications to Membrane Dynamics, *Annu. Rev. Biophys. Biomol. Str.* **26**, 373-399 (1997).
- [62] I. Golding and E. C. Cox, Physical Nature of Bacterial Cytoplasm, *Phys. Rev. Lett.* **96**, 098102 (2006).
- [63] R. Metzler, V. Tejedor, J.-H. Jeon, Y. He, W. H. Deng, S. Burov, and E. Barkai, Analysis of Single Particle Trajectories: From Normal to Anomalous Diffusion, *Acta Phys. Pol. B* **40**, 1315-1331 (2009).
- [64] J. Szymanski and M. Weiss, Elucidating the Origin of Anomalous Diffusion in Crowded Fluids, *Phys. Rev. Lett.* **103**, 038102 (2009).
- [65] J.-H. Jeon, V. Tejedor, S. Burov, E. Barkai, C. Selhuber-Unkel, K. Berg-Sørensen, L. Oddershede, and R. Metzler, In Vivo Anomalous Diffusion and Weak Ergodicity Breaking of Lipid Granules, *Phys. Rev. Lett.* **106**, 048103 (2011).
- [66] E. Bertseva, D. S. Grebenkov, P. Schmidhauser, S. Gribkova, S. Jeney, and L. Forró, Optical Trapping Microrheology in Cultured Human Cells, *Eur. Phys. J. E* **35**, 63 (2012).
- [67] G. M. Viswanathan, V. Afanasyev, S. V. Buldyrev, E. J. Murphy, P. A. Prince, and H. E. Stanley, Lévy flight search patterns of wandering albatrosses, *Nature* **381**, 413-415 (1996).
- [68] J. W. Kirchner, X. Feng, and C. Neal, Fractal stream chemistry and its implications for contaminant transport in catchments, *Nature* **403**, 524 (2000).
- [69] H. Scher, G. Margolin, R. Metzler, J. Klafter, and B. Berkowitz, The dynamical foundation of fractal stream chemistry: The origin of extremely long retention times, *Geophys. Res. Lett.* **29**, 1061 (2002).
- [70] J.-P. Korb, Y. Goddard, J. Pajski, G. Diakova, and R. G. Bryant, Extreme-Values Statistics and Dynamics of Water at Protein Interfaces, *J. Phys. Chem. B* **115**, 12845-12858 (2011).
- [71] H. J. Haubold, A. M. Mathai, and R. K. Saxena, Mittag-Leffler Functions and Their Applications, *J. Appl. Math.* **2011**, 298628 (2011).
- [72] S. B. Yuste and K. Lindenberg, Subdiffusive target problem: Survival probability, *Phys. Rev. E* **76**, 051114 (2007).
- [73] D. G. Grebenkov, Subdiffusion in a bounded domain with a partially absorbing-reflecting boundary, *Phys. Rev. E* **81**, 021128 (2010).
- [74] D. G. Grebenkov, Searching for partially reactive sites: Analytical results for spherical targets, *J. Chem. Phys.* **132**, 034104 (2010).
- [75] A. Caspi, R. Granek, and M. Elbaum, Enhanced Diffusion in Active Intracellular Transport, *Phys. Rev. Lett.* **85**, 5655 (2000).
- [76] D. Arcizet, B. Meier, E. Sackmann, J. O. Rädler, and D. Heinrich, Temporal Analysis of Active and Passive Transport in Living Cells, *Phys. Rev. Lett.* **101**, 248103 (2008).
- [77] C. P. Brangwynne, G. H. Koenderink, F. C. MacKintosh, and D. A. Weitz, Intracellular transport by active diffusion, *Trends Cell. Biol.* **19**, 423 (2009).
- [78] D. A. Kenwright, A. W. Harrison, T. A. Waigh, P. G. Woodman, and V. J. Allan, First-passage-probability analysis of active transport in live cells, *Phys. Rev. E* **86**, 031910 (2012).
- [79] O. Bénichou, D. S. Grebenkov, P. Levitz, C. Loverdo and R. Voituriez, Optimal reaction time for surface-mediated diffusion, *Phys. Rev. Lett.* **105**, 150606 (2010).
- [80] O. Bénichou, D. S. Grebenkov, P. Levitz, C. Loverdo and R. Voituriez, Mean first-passage time of surface-mediated diffusion in spherical domains, *J. Stat. Phys.* **142**, 657-685 (2011).
- [81] T. Calandre, O. Bénichou, D. S. Grebenkov, and R. Voituriez, The interfacial territory covered by surface-mediated diffusion, *Phys. Rev. E* **85**, 051111 (2012).
- [82] J.-F. Rupprecht, O. Bénichou, D. S. Grebenkov, and R. Voituriez, Kinetics of active surface-mediated diffusion in spherically symmetric domains, *J. Stat. Phys.* **147**, 891-918 (2012).
- [83] N. Agmon, Residence times in diffusion processes, *J. Chem. Phys.* **81**, 3644 (1984).
- [84] G. H. Weiss, Overview of theoretical models for reaction rates, *J. Stat. Phys.* **42**, 3-36 (1986).
- [85] D. S. Grebenkov, Residence times and other functionals of reflected Brownian motion, *Phys. Rev. E* **76**, 041139 (2007).
- [86] The prefactor is different for $d = 1$ as the diameter of the unit interval is twice smaller than that of the unit disk and sphere. Note also that, according to Eq. (17), the first correction term for the case $d = 3$ vanishes as $\exp(-9/(4t))$, i.e., much faster than polynomial corrections in other dimensions.