

OptBitMat: For SPARQL OPTIONAL (left-outer-join) queries

Medha Atre*

Dept. of Computer and Information Science
University of Pennsylvania
Philadelphia, PA, USA
atrem@cis.upenn.edu

ABSTRACT

SPARQL basic graph pattern (BGP) (aka SQL inner-join) query optimization is a well researched area. But optimization of OPTIONAL pattern queries (SQL left-outer-joins) poses additional challenges, because of the restriction on the *reorderability* of left-joins. Query logs of SPARQL endpoints like that of DBPedia show that the occurrence of OPTIONAL pattern queries is as high as 17-50%. Previously published work on SQL left-outer-joins proposes free-reorderability of left-outer-joins, using additional operators like *nullification* and *best-match* to remove *spurious* (incorrect) results.

In this paper, we present a novel technique – *OptBitMat* – for nested SPARQL OPTIONAL and BGP queries. *OptBitMat* first constructs and manipulates a query graph of *hypernodes*. Further *OptBitMat*'s 2-phase query processing algorithm uses this query graph to (i) aggressively prune the candidate RDF triples, and (ii) generate final results without pairwise joins, unlike the traditional join query processors. *OptBitMat* keeps the memory footprint of the query processor low by using compressed bit-matrices (BitMats) to represent an RDF graph, works on them without uncompressing, and does not generate *spurious* intermediate results. We have demonstrated *OptBitMat*'s superior performance in comparison to MonetDB and IBM DB2 using nested SPARQL BGP and OPTIONAL pattern queries of varying complexity and selectivity, over RDF graphs of up to 1.33 billion triples (much larger than the previously published work on left-outer-joins), using a commodity Linux machine.

Categories and Subject Descriptors

H.2.4 [Databases]: Query Processing

Keywords

RDF, data compression, SPARQL OPTIONAL Queries, SQL left-join, Bitmap indexes

1. INTRODUCTION

Resource Description Framework (RDF)¹, is a widely accepted standard for representing *semantically linked* data on the web, and SPARQL² is a standard query language for it. RDF graphs of sizes ranging from several million to a few billion triples are becoming

*Initial part of this work was carried out when author was affiliated to Tetherless World Constellation, Rensselaer Polytechnic Institute, Troy NY, USA

¹<http://www.w3.org/TR/rdf-syntax-grammar/>

²<http://www.w3.org/TR/rdf-sparql-query/>

commonplace on the web. For instance, UniProt protein-gene network of more than 800 million triples (Swiss Institute of Bioinformatics), Gene Ontology Annotations (GOA by Bio2RDF) graph of 1.29 billion triples, DBPedia RDF graph collection of 1.89 billion triples etc. RDF data can be represented as a directed edge-labeled multi-graph, where each unique edge in the graph is a *triple*. A triple represents relationship between *subject* (S) and *object* (O) using the relationship name as a *predicate* (P), and a triple is commonly represented as (S P O).

With the increasing amount of RDF data, the two inherent problems to be solved are in (i) efficient storage, and (ii) efficient querying of this data. Previously published work [5, 12, 17] has addressed this problem by focusing on the *basic graph pattern* (BGP) queries of SPARQL (also called as *conjunctive triple pattern* queries). BGP queries are similar to SQL inner-joins. Any SPARQL BGP query can be methodically translated into an equivalent SQL inner-join query [8]. A variation of SPARQL BGP queries is queries with *OPTIONAL* patterns. OPTIONAL pattern queries resemble SQL left-outer-joins, and any SPARQL OPTIONAL pattern query can be methodically translated into an SQL left-outer-join query [7]. Similar to SQL, the SPARQL grammar allows nested OPTIONAL queries – a query composed of an intermix of BGPs and OPTIONAL patterns. Since SPARQL BGP queries are same as SQL inner-joins (INJs, denoted by symbol \bowtie) and OPTIONAL pattern queries are same as SQL left-outer-joins (LOJs, denoted by $\bowtie\text{L}$), we will use these terms, acronyms, and symbols interchangeably in the rest of the text.

Independent query logs of DBPedia SPARQL endpoint published by Openlink Software³ show as high as 50% occurrence of OPTIONAL queries. Empirical study of SPARQL queries presented by Gallego et al [10] reports about 17% SPARQL queries to consist of OPTIONAL patterns. These statistics make OPTIONAL pattern queries a non-negligible component of SPARQL join query optimization. SPARQL BGP queries are *associative* and *commutative*, i.e., a change in the order of triple patterns and joins between them does not change the final results – any BGP query is *freely-reorderable*. This property of inner-joins is the core of most optimization techniques including the classical one proposed by Selinger et al [16]. For a SPARQL query with OPTIONAL patterns, the properties of associativity and commutativity hold only on parts of the query which have BGPs. This limits the number of query plans a classical optimizer can consider. To overcome this limitation for conventional databases, Galindo-Legaria, Rosenthal [9], and Rao et al [15] have proposed ways of reordering SQL nested inner and left-outer joins using additional operators like *Generalized Outerjoin* [9], and *nullification* and *best-match* [15] to eliminate the *spurious* results that may be generated due

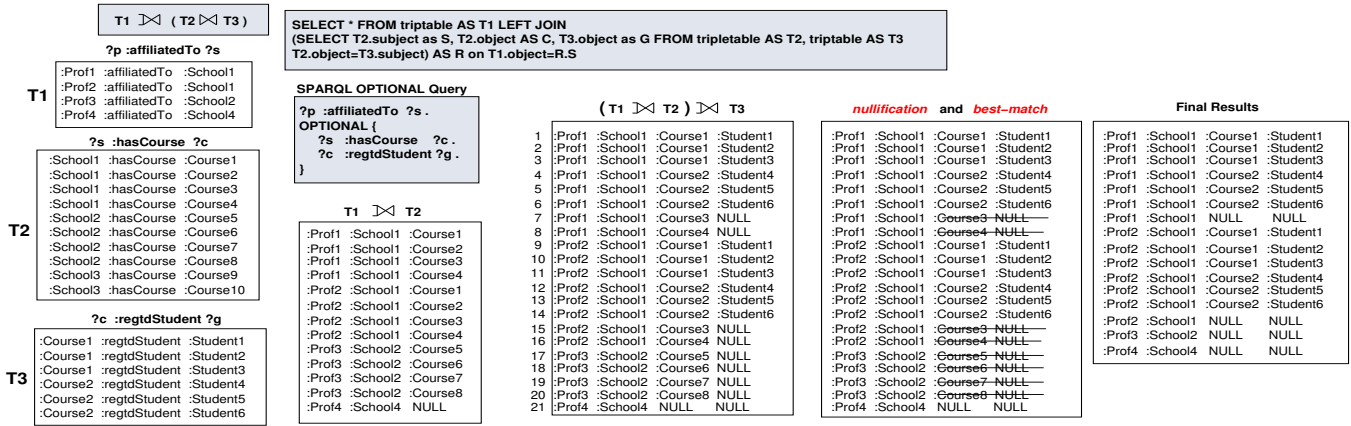


Figure 1: An example of SPARQL OPTIONAL query with nullification of spurious results [15]

to reordering INJs and LOJs in the query.

To illustrate this, let us take example of a tiny RDF instance as shown in Figure 1. Triples with predicate values *:affiliatedTo*, *:hasCourse*, and *:regtdStudent* are shown in boxes labeled T_1 , T_2 , T_3 respectively. A simple SPARQL OPTIONAL query, along with its SQL equivalent, and symbolic representation are shown at the top of Figure 1. T_1 , T_2 , T_3 denote triple patterns ($?p :affiliatedTo ?s$), ($?s :hasCourse ?c$), and ($?c :regtdStudent ?g$) respectively. The number of the triples associated with T_2 and T_3 is larger (10 and 6 respectively) than the triples associated with T_1 (4 triples) – in other words, triple pattern T_1 has high *selectivity*⁴ compared to T_2 and T_3 . As per the optimization technique proposed by Rao et al [15], the query optimizer will most likely choose $R = (T_1 \bowtie T_2)$ first and then $R \bowtie T_3$ ⁵. This reordering of an INJ and LOJ introduces *spurious* results (rows numbered 7, 8, 15–20 in $(T_1 \bowtie T_2) \bowtie T_3$), which need to be corrected with the *nullification* operator. Further, *best-match* operation eliminates any duplicate results or results which are *dominated* by other results. Details of *nullification* and *best-match* can be found in [15]. Notably in this case, about 40% of the results (8 rows out of 20) of $(T_1 \bowtie T_2) \bowtie T_3$ have to be *nullified* to generate correct final results. With larger size of data, size of the spurious intermediate results may increase, challenging the scalability and performance of the query processor.

Our goal is to (a) build a *unified* SPARQL BGP and OPTIONAL pattern query processor, which can overcome the disadvantage of generating spurious intermediate results due to reordering of inner and left-outer joins, (b) keep a large amount of data in memory, and (c) keep memory footprint of the query processor small to increase its scalability. In this paper, we propose *OptBitMat* technique for achieving these goals. Our main contributions in this work are:

1. A novel way of representing any nested SPARQL BGP and OPTIONAL pattern query using a query graph of *hypernodes*; its analysis and simplification.
2. A 2-phase query processing algorithm, in which, first phase (similar to semi-joins [6]) uses the query graph to aggressively prune RDF triples, by allowing reordering of inner and left-outer joins, without doing pairwise joins of triple patterns. The pruning phase operates without generating any

spurious intermediate results. The second phase generates final results of the query in an *iterative* manner without doing pairwise joins.

3. Pruning and final result generation phases directly work on gap-compressed bit-vectors used for storing RDF data – BitMats [5] – and operate on them without uncompressing.
4. Experiments on much larger RDF graphs (~ 1.33 billion triples with 451 GB on disk size in Ntriple format), using a commodity Linux machine, compared to the previously published work on left-outer-joins. We have shown experimental evaluation against two mainstream database systems – MonetDB (an open-source column-store), and IBM DB2 (a commercial database system⁶) – using nested SPARQL BGP and OPTIONAL pattern queries of varying degree of complexity and selectivity. Our evaluation results demonstrate that OptBitMat gives superior performance for complex LOJ queries with low-selectivity, and fairs comparable to the contemporary systems for queries with high selectivity.

2. RELATED WORK

OptBitMat technique is closest to our previously published BitMat algorithm for SPARQL basic graph pattern queries [5]. We have adopted the same BitMat structure for storing RDF graphs using compressed bit-vectors, and *fold* and *unfold* primitives to operate on BitMats without uncompressing them. However there are some important differences between BitMat’s original query processing algorithm and *OptBitMat* algorithm. BitMat’s original 2-phase query processing algorithm cannot handle SPARQL OPTIONAL pattern queries. Its *constraint graph* used to represent SPARQL BGP queries cannot capture the structural semantics of a query with OPTIONAL patterns. OptBitMat can handle BGP as well as OPTIONAL pattern queries. Additionally, we have improved BitMat’s original *initialization* procedure to actively prune RDF triples while loading the BitMats (ref Section 4.2.1). Our pruning phase closely resembles the idea of semi-joins as proposed by Bernstein et al [6]. However, semi-joins can only *reduce* the state of database by removing tuples from it. They do not generate final results.

⁴Selectivity of a triple pattern is high if the number of triples associated with it are fewer and vice versa.

⁵Having precomputed join tables can affect query optimizer’s decision.

⁶Authors of the previously published work [15] have implemented their technique in IBM DB2.

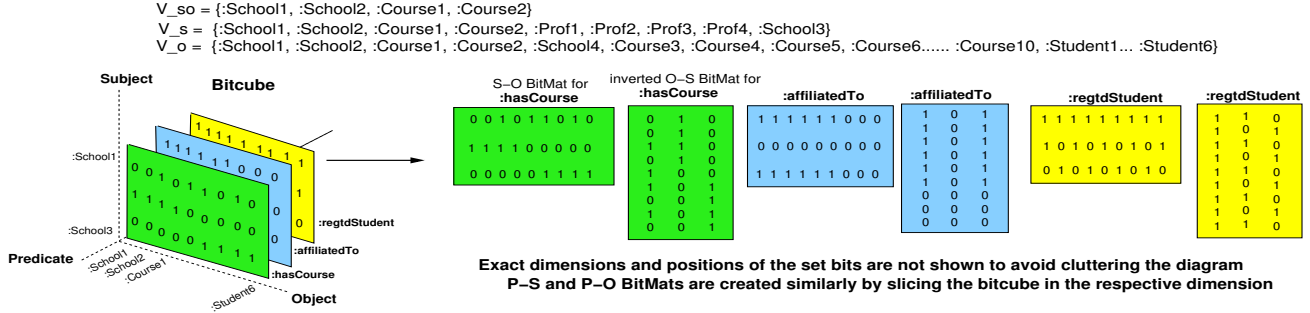


Figure 2: An example of S-O and O-S BitMat construction for the data in Figure 1

In the context of optimization of left-outer-joins, work published by Rao et al [15, 14], and Galindo-Legaria, Rosenthal [9] is most relevant to our work. Left-outer-joins are not freely reorderable. Hence Rao et al have extended the classical optimizer [16] to consider all join orders for queries with nested left-outer-joins. This may produce *spurious* (incorrect) intermediate results. Their *nullification* operator nullifies any column values per the *nullification sets* of each table to remove spurious results. The *best-match* operator removes tuples that are *dominated* by others – if one tuple has values (a, b, c, d) and another has (a, b, c, null), then *best-match* removes the second tuple. In our opinion, nullification and best-match can introduce significant overhead for queries with low selectivity on large RDF datasets. We have illustrated this with a small example in the previous section. Galindo-Legaria and Rosenthal (GLR) [9] have proposed *Generalized-OuterJoin* operator for reordering INJs and LOJs to a limited extent. GLR have done pioneering work with respect to theoretical analysis and simplification of left-outer-joins in nested outer-join queries. Our idea of query graph is similar to the idea of query graph proposed by GLR, but their query graph cannot capture the original structural semantics of the query. Also *OptBitMat* algorithm works without generating any *spurious* intermediate results, and without using pairwise joins.

For SPARQL BGP query optimization, MonetDB [17] and RDF-3X [12] mainly use merge-joins to speed up *star-shaped* inner-joins between several triple patterns. RDF-3X uses *sideways information passing* (SIP) to achieve even faster processing of merge-joins⁷. These systems work well for queries with high selectivity. However for queries with low selectivity, BitMat’s query processing algorithm works better due to its ability to keep large amount of RDF data in memory in the compressed format, and work on it without uncompressing – which is why we have chosen BitMat’s structure and primitive *fold*, *unfold* operations to implement *OptBitMat*.

Lastly, the idea of compressed bitmap indexes for columns with low cardinality has been well known in the database community [13, 11]. But SQL joins between multiple tables over different columns cannot always make use of the bitmap indexes for the latter joins. After the first level of join, a relational query processor has to materialize the results of the previous join to carry out the next one. Since RDF data has fixed 3-dimensions (S P O), we can exploit the idea of compressed bit-vectors and work on them directly without uncompressing and generating intermediate results (ref Section 3).

⁷RDF-3X does not handle SPARQL OPTIONAL patterns.

3. PRELIMINARIES

For storing RDF data, we use *BitMat* as proposed in [5] and implemented in [1]. For completeness, we describe the BitMat construction here in brief. More details can be referred to in [5], Section 3.

BitMat structure first represents RDF triples as a 3D bitcube. Each dimension of this bitcube represents subjects, predicates, and objects. If V_s , V_p , and V_o are the sets of unique subject, predicate, and object values in the given RDF dataset, then the dimension of the 3D bitcube is $V_s \times V_p \times V_o$. Each cell in this bitcube is a unique RDF triple that can be formed by the coordinate values (S P O). If this (S P O) triple is present in the given RDF dataset, that bit is set to 1 in the bitcube. The unique values of subjects, predicates, and objects in the original RDF data are first mapped to integer IDs, which in turn are mapped to the bitcube dimensions. Let $V_{so} = V_s \cap V_o$. Set V_{so} is mapped to a sequence of integers 1 to $|V_{so}|$. Set $V_s - V_{so}$ is mapped to a sequence of integers $|V_{so}| + 1$ to $|V_s|$. Set $V_o - V_{so}$ is mapped to a sequence of integers $|V_s| + 1$ to $|V_s| + |V_o| - |V_{so}|$, and set V_p is mapped to a sequence of integers 1 to $|V_p|$. The common subject-object identifier assignment is for the sake of joins where subject value of one triple pattern joins with object value of the other, e.g., $(?s :hasCourse ?c)(?c :regtdStudent ?g)$. BitMat ignores joins across S-P or O-P dimensions because such triples and queries are rare in *assertional* RDF data.

This is a conceptual representation of *all* the RDF triples in the given dataset as a 3D bitcube. In practice however, we need to access only selected portions of the data while processing queries. For example, consider the query given in Figure 1. The triple pattern $(?p :affiliatedTo ?s)$ only requires all the triples which have predicate value *affiliatedTo*. This means we need a 2D bit-matrix (BitMat) at predicate position *affiliatedTo* in the 3D bitcube. Hence for faster access, the 3D bitcube is sliced along each dimension, and the 2D BitMats are stored separately. As described in [5], four types of 2D BitMats are created – (1) S-O and O-S BitMats by slicing the bitcube along P-dimension. In all $|V_p|$ S-O and $|V_p|$ O-S BitMats are stored, (2) $|V_s|$ P-O BitMats by slicing along S-dimension, and (3) $|V_o|$ P-S BitMats by slicing along O-dimension. So altogether, we store $2 * |V_p| + |V_s| + |V_o|$ BitMats. $|V_s|$ O-P BitMats and $|V_o|$ S-P BitMats are not stored, because it is easy to construct them on the fly from respective P-O or P-S BitMats due to the small number of predicate values. BitMat applies gap-compression⁸ on each bit-row of the 2D BitMats. It also stores

⁸Bitvector 110001110 is represented as “[1] 2 3 4 1”, i.e., starting with the first bit value, alternating run-lengths of 0s and 1s are recorded.

other meta-information like number of triples and condensed representation of all the non-empty rows and columns in the form of bit-vectors. Fig. 2 gives a pictorial representation of the bitcube and S-O and O-S BitMats for each predicate value.

We use the same *fold* and *unfold* primitive operations on BitMats as presented in [5] Section 3.1. *Fold* and *unfold* operate on compressed BitMats without uncompressing them. *Fold* function is represented as ‘*fold(BitMat, RetainDimension) returns bitArray*’. It is similar to SQL “distinct projection” operator. E.g., consider the S-O BitMat of P value *:affiliatedTo* for the triple pattern (*?p :affiliatedTo ?s*). *Folding* this BitMat by retaining the *row* dimension returns all distinct values for variable *?p*, and folding by retaining the *column* dimension returns all distinct values of *?s*.

Unfold is represented as ‘*unfold(BitMat, MaskBitArray, RetainDimension)*’. In *unfold*, for every bit set to 0 in the *MaskBitArray* all the bits corresponding to that position of the *RetainDimension* in the BitMat are cleared. For example, if BitMat_p represents S-O BitMat of *:affiliatedTo*, *unfold(BitMat_p, ‘011000’, column)* erases all the bits in columns 1, 4, 5, 6 of BitMat_p , thereby eliminating any triples whose object values are mapped to IDs 1, 4, 5, or 6. Note that since we use the same *fold*, *unfold* primitives as described in [5], they work on compressed BitMats without uncompressing them.

4. QUERY EVALUATION

Before describing *OptBitMat* algorithm, we introduce some terminologies and properties relevant to the inner and left-outer join process between triple patterns, and the join variables shared among them. These properties also make the basis of our pruning phase.

PROPERTY 1. Every triple pattern in the query has a set of triples associated with it, which satisfy that triple pattern. These triples generate bindings for variables in the triple pattern [5].

PROPERTY 2. If a variable appears in more than one triple pattern, then all those triple patterns are said to join over that variable – whether they join over an inner-join or a left-outer-join is decided by the structural semantics of the query. If a join variable joins triple patterns over an inner-join, we take an *intersection* of the unique bindings of that variable generated by the triples associated with the respective triple patterns. If a binding value is dropped during this intersection, then all the triples which generate that binding are dropped too. If it is a left-outer-join, we preserve all the bindings generated by the triple patterns on left side. Variable bindings generated by the triple patterns on right side are dropped if they do not appear on the left side.

In an OPTIONAL pattern query, we call triple patterns on the left side as “masters”, and the ones on right side as “slaves” (since masters do not obey the variable bindings generated by slaves, but slaves obey variable bindings of masters), and the relationship is transitive.

PROPERTY 3. If a triple pattern has two join variables, then removal of bindings of one join variable may change bindings of the other. This property is a combined effect of properties 1 and 2.

PROPERTY 4. OPTIONAL keyword is left-associative ($TP_1 \bowtie TP_2 \bowtie TP_3 = (TP_1 \bowtie TP_2) \bowtie TP_3$). The triple patterns (TP) can as well be “basic graph patterns”, thus allowing any nesting of BGP and OPTIONAL patterns. An OPTIONAL pattern query can be evaluated as a BGP query if a slave makes an inner-join with another triple pattern which is not its master, e.g., $\{?s :hasCourse ?c \text{ OPTIONAL } \{?c :regtdStudent ?g\}\} (?g :affiliatedTo ?s)$ is same as evaluating a BGP query $\{?s :hasCourse ?c\} (?c :regtdStudent$

$?g) (?g :affiliatedTo ?s)$ [9]. The rules for such simplification in a nested query will be described in detail in Section 4.1.1.

To exemplify use of these properties in *OptBitMat* algorithm, let us reconsider the query given in Figure 1. Let us call (*?p :affiliatedTo ?s*) as TP_1 , (*?s :hasCourse ?c*) TP_2 , and (*?c :regtdStudent ?g*) TP_3 . Among the three triple patterns, since TP_1 has highest selectivity (has the least number of triples associated with it), we would like to use bindings of ‘*?s*’ generated by TP_1 to prune the triples in TP_2 . *?s* has three unique bindings *:School1*, *:School2*, *:School4* in TP_1 , and three unique bindings *:School1*, *:School2*, *:School3* in TP_2 . Since TP_1 is left-outer-joining with TP_2 (OPTIONAL clause), we drop binding *:School3* from TP_2 , but leave binding *:School4* in TP_1 unchanged (Property 2). Removal of binding *:School3* causes triples (*:School3 :hasCourse :Course9*) and (*:School3 :hasCourse :Course10*) to be removed from TP_2 . This in turn removes bindings *:Course9* and *:Course10* of ‘*?c*’ (Property 3).

Next, we would like to take an *intersection* of bindings of *?c* generated by TP_2 and TP_3 since they are forming a basic graph pattern. *?c* has eight unique bindings left in TP_2 after the above pruning, *:Course1* – *:Course8*, and two unique bindings in TP_3 , *:Course1*, *:Course2*. The intersection of these removes bindings *:Course3* – *:Course8* from TP_2 . This causes removal of triples 3–8 from TP_2 , which in turn completely removes binding *:School2* of *?s* (Property 2). Thus at the end of this pruning operation, we are left with four triples (same as original) in TP_1 , two triples in TP_2 , and six triples (same as original) in TP_3 .

Notice that, in this nested BGP and OPTIONAL query evaluation, we reordered joins in the original structure of the query, i.e., we first did the OPTIONAL pattern join ($TP_1 \bowtie TP_2$), and then the BGP join ($TP_2 \bowtie TP_3$). But we did not generate any *spurious* (incorrect) intermediate results, which can happen with the technique proposed in [15]. We use all the above properties together to formulate our *pruning phase*.

4.1 Query Graph Construction

To illustrate the construction of a query graph from a SPARQL OPTIONAL pattern query, let us reconsider the query given in Figure 1. Its query graph QI is shown in Figure 3. A query graph is built as follows:

- Each triple pattern is a node (*tp-node*). A set of tp-nodes are enclosed in a *hypernode*, if they form a basic graph pattern in the original SPARQL query – we call these “*BGP hypernodes*”. There is a *solid directed edge* from hypernode HN_2 to HN_1 , if tp-nodes in HN_2 are *masters* of tp-nodes in HN_1 (ref Property 2). A directed edge from HN_2 to HN_1 carries labels which are join variables shared among tp-nodes contained in HN_1 and HN_2 . Intuitively, the solid directed edges denote an OPTIONAL pattern match (left-outer-join) in the query. We use terms triple pattern and tp-node interchangeably.
- A hypernode HN_3 encloses other hypernodes, HN_1 , HN_2 , if the result of the join of tp-nodes in HN_1 and HN_2 have to be evaluated before HN_3 per the original join order in the query. Intuitively, nesting of hypernodes follows the nesting of BGPs and OPTIONAL patterns in the query.
- A dotted bidirectional edge is added between any pairs of tp-nodes if they share a join variable, but are neither in a BGP nor in a *master-slave* relationship with each other. The shared join variable is the label on the edge.

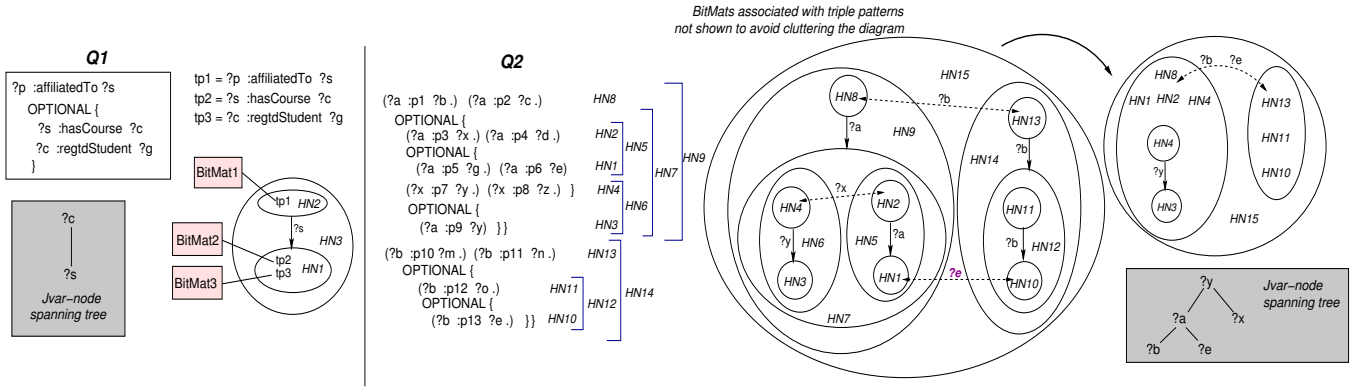


Figure 3: Query graph construction and simplification

- The solid and dotted edges may contain one or more labels.

We assume that a SPARQL BGP or OPTIONAL pattern query does not contain Cartesian joins, i.e., the query graph is always connected.

4.1.1 Query Graph Analysis and Simplification

Next, we analyze the query graph and simplify it further mainly by using Property 4. To illustrate the process, let us consider another query with multiple nested OPTIONAL patterns. The query Q2 and its graph are shown in Figure 3.

Dotted Edge Deletion: As per the query graph construction, a dotted bidirectional edge with label, say $?a$, is added between a pair of tp-nodes tp_1 and tp_2 , if – (a) they appear in different BGP hypernodes, (b) are not in a master-slave relationship, and (c) share a join variable between them. E.g., tp-nodes in HN_1 and HN_3 in Q2. However, if any hypernode enclosing tp_1 or tp_2 has an incoming solid directed edge with same label ‘ $?a$ ’, it signifies that a master of the respective tp-node has same join variable $?a$, and the bindings of $?a$ generated by the master dominate (Property 2). In that case, we delete the dotted edge-label $?a$ between respective tp-nodes. If the edge is unlabeled now, we delete the edge too.

Peer hypernodes: Two hypernodes are said to be *peers* of each other, if they are the only hypernodes in their immediate outer enclosing hypernode. E.g. in Q2, hypernodes HN_5 and HN_6 are peers of each other, so are HN_9 and HN_{14} . Tp-nodes in the peer hypernodes are considered to be peers of each other. Intuitively, two hypernodes are considered peers if they make an inner-join with each other.

Promotion of hypernodes: Next we make use of Property 4, to *promote* the slaves to a higher level. After the procedure of *dotted edge deletion*, Let tp-nodes tp_1 and tp_2 be two slaves connected over a dotted edge with label ‘ $?e$ ’, e.g., $(?a :p6 ?e)$ (tp_1) in HN_1 and $(?b :p13 ?e)$ (tp_2) in HN_{10} in Q2. tp_1 and tp_2 join with each other over ‘ $?e$ ’ by *cutting the boundaries* of their enclosing hypernodes. HN_9 is the outermost hypernode cut by tp_1 , and HN_{14} is the outermost hypernode cut by tp_2 . Under such join, tp_1 and tp_2 are *promoted* to a new level. The rules of promotion are as follows:

1. tp_1 and tp_2 are promoted to the highest master enclosed within HN_9 and HN_{14} respectively, i.e., tp_1 is promoted to HN_8 and tp_2 to HN_{13} .
2. Any other tp-nodes which appear with tp_1 in its immediate BGP hypernode (HN_1) are promoted to the new level of tp_1 ,

same applies for tp_2 . So HN_1 and HN_{10} get promoted to HN_8 and HN_{13} respectively.

3. Further, any other intermediate hypernodes *cut-across* by tp_1 while joining with tp_2 get *dissolved*, and hypernodes within them are promoted to the new level of tp_1 (same applies to tp_2). Hence in Q2’s query graph, HN_5 and HN_7 are dissolved, and HN_2 and HN_6 get promoted to the level of HN_8 . Similarly, HN_{12} is dissolved, and HN_{11} and HN_{10} get promoted to the level of HN_{13} .

Note that HN_2 and HN_4 join with each other by cutting across HN_5 and HN_6 respectively, but they are the highest masters within HN_5 and HN_6 , so they are not promoted to any new level. Also, the master-slave hierarchy inside HN_6 remains unchanged since HN_3 does not *cut its boundaries*. This *promotion* procedure is repeated until the query graph does not change. Since this is a monotonic process – nodes are promoted and never demoted – the process always converges. The simplified query graph of Q2 after the promotion process is shown beside the original one in Figure 3.

4.2 Step 1 – Pruning RDF Triples

Initialization: Before beginning the pruning phase, we *initialize* each triple pattern in the query by loading the triples that match the triple pattern [5]. These triples are loaded in the form of *BitMats* that are created on the RDF graph (ref. Section 3). Each tp-node in the query has its own BitMat with only triples matching that triple pattern. If the tp-node has both S and O positions as variables, with only S as a join variable, we load S-O BitMat. If only O position is a join variable, we load O-S BitMat. If both S and O are join variables, the choice of BitMat depends on the order in which join variable S or O will be processed. If join variable at S position gets processed before O, we load S-O BitMat and vice versa, e.g., for tp-node $(?s :hasCourse ?c)$ of Q1 in Figure 3, if $?s$ gets processed first, we load S-O BitMat of predicate value $:hasCourse$. If a triple pattern has more than two “fixed” positions, the BitMat associated with it contains only one row in it. E.g., BitMat of $(?p :affiliatedTo :School1)$ will contain only one row from the P-S BitMat of object value $:School1$. For a triple pattern of type $(:Prof1 ?x :School1)$, we have two choices, P-O BitMat of subject value $:Prof1$, or P-S BitMat of object value $:School1$. If P-O BitMat has fewer number of triples, we load that and keep only one bit corresponding to the subject value $:Prof1$ in each row. Else P-S BitMat is loaded by keeping only bit corresponding to object value $:School1$. All these operations are done on compressed BitMats without uncompressing them.

Join variable spanning tree: Let us consider only join variables in the query as *jvar-nodes*. Create a graph of *jvar-nodes* such that two join variables have an edge between them if they appear in the same triple pattern. This gives a graph of join variables. Note that since the query graph is connected, the graph of *jvar-nodes* is connected too.

Next, we sort all the join variables using following sorting rule: between two join variables ‘*?a*’ and ‘*?b*’, ‘*?a*’ > ‘*?b*’ if ‘*?a*’ appears in a *master* tp-node of ‘*?b*’. For the master-slave hierarchy, we consider the *simplified* query graph, as described in Section 4.1.1. If there is no master-slave hierarchy between ‘*?a*’ and ‘*?b*’, or if their tp-nodes are peers, ‘*?a*’ > ‘*?b*’ if a triple pattern containing ‘*?a*’ has fewer number of triples than any other triple pattern containing ‘*?b*’, and vice versa. This sort order ensures that any join variable appearing in a master triple pattern with fewer triples associated with it, appears towards the end of the list. Next, we use this sorted list of *jvar-nodes* to build a spanning tree on them as follows.

We choose the first *jvar-node* in this sorted order as the *root* of the tree. We repeatedly choose the next *jvar-node* from the sorted list, such that it is connected to a previously added *jvar-node* in the spanning tree. This order of choice makes the join variables appearing in slave triple patterns, *ancestors* of the join variables in the masters. If two join variables are not in a master-slave relationship, either one of them can be ancestor of the other. Note that our method of creating a spanning tree over *jvar-nodes* is different from the method described in [5]. Our method caters to the *hierarchy* of join variables due to the master-slave relationship between triple patterns. Spanning trees of *jvar-nodes* in *Q1* and *Q2* are shown in Figure 3. We will use the terms *jvar-node* and *join variable* interchangeably.

Our pruning algorithm first makes a *bottom-up* pass over this spanning tree (ln 1 in Algorithm 1). We can get a bottom up pass over the spanning tree by reversing the order in which *jvar-nodes* were added to the tree. While visiting each *jvar-node*, it applies the procedure described in Algorithm 2 (ln 2–4 in Algorithm 1).

Algorithm 1 Pruning Step

```

1: queue st = spanning_tree_bottom_up(jvar-nodes)
2: for each j in st do
3:   prune_for_jvar(j)
4: end for
5: queue st_rev = st.reverse()
6: for each j in st_rev do
7:   prune_for_jvar(j)
8: end for

```

Algorithm 2 considers only tp-nodes, which contain the join variable under consideration. These tp-nodes are grouped according to their *BGP hypernodes* (ref Section 4.1). E.g., for *jvar-node* ‘*?a*’ in *Q2*, tp-nodes (*?a :p1 ?b*) and (*?a :p3 ?x*) are grouped separately since their BGP hypernodes are HN_8 and HN_2 respectively (ln 1–9). Next it takes an intersection of all the variable bindings generated by tp-nodes in each group (ln 10–15). It uses the *fold* operation to get the variable bindings (ref Section 3). After collecting intersection of bindings within each tp-group, it moves to *inter-tp-group* intersection. If a tp-group *i* is a master or peer of another tp-group *k*, we use the tp-group *i*’s *MaskBitArray_{ji}* to mask out any bits in the *MaskBitArray_{jk}* of tp-group *j* (ln 16–22). Intuitively, this inter-group bit-masking ensures that any bindings of join variable ‘*?j*’ that do not exist in masters are removed from the slave tp-nodes, and that they are consistent across the peers. Note that when we created the tp-groups, we grouped them according to their BGP hypernodes, and hence the master-slave or peer relationship can be readily determined by consulting the query graph.

Algorithm 2 prune_for_jvar(jvar-node j)

```

1: for each BGP hypernode  $HN_i$  in query do
2:   create tp-group  $gtp_i$ ;
3:    $MaskBitArr_{ji}$  = a bit-array containing all 1 bits.
4:   for each tp-node  $t$  in BGP  $HN_i$  do
5:     if  $t$  contains  $j$  then
6:       add  $t$  to  $gtp_i$ 
7:     end if
8:   end for
9: end for
10: for each  $gtp_i$  do
11:   for each tp-node  $t$  in  $gtp_i$  do
12:      $dim$  = getDimension( $j$ ,  $t$ )
13:      $MaskBitArr_{ji}$  =  $MaskBitArr_{ji}$  AND fold( $BitMat_t$ ,  $dim$ )
14:   end for
15: end for
16: for each  $gtp_i$  do
17:   for each  $gtp_k$  do
18:     if  $gtp_i$  (masterOf OR peerOf)  $gtp_k$  then
19:        $MaskBitArr_{jk}$  =  $MaskBitArr_{jk}$  AND  $MaskBitArr_{ji}$ 
20:     end if
21:   end for
22: end for
23: for each  $gtp_i$  do
24:   for each tp-node  $t$  in  $gtp_i$  do
25:      $dim$  = getDimension( $j$ ,  $t$ )
26:     unfold( $BitMat_t$ ,  $MaskBitArr_{ji}$ ,  $dim$ )
27:   end for
28: end for

```

An important observation to be made here is – we propagated the constraints on bindings of ‘*?j*’ from master tp-nodes to their slaves *without* actually performing pairwise joins. This procedure fetches the benefits of “reordering” a left-join without generating “spurious” intermediate results. As per Property 2, if any variable binding is dropped, all the triples that generate that binding are removed from the *BitMat* associated with the tp-node. After the step of propagating join variable bindings across tp-groups, the respective tp-group’s *MaskBitArray_{ji}* is used to remove the triples in the *BitMats* associated with the tp-nodes in that group (ln 23–28).

One bottom-up pass on the spanning tree of *jvar-nodes* ensures that all the variable bindings get propagated within peers, and from masters to slaves. We make a second top-down pass over this spanning tree by following the reverse order. At each join variable we again apply the same pruning procedure as described above (ln 6–8 in Algorithm 1). For every *prune_for_jvar* call, it monotonically drops the bindings on join variables, and in turn removes triples from the *BitMats* (ln 10–28 in Algorithm 2). Recall that as per Property 2, this also ensures that constraints on one join variable bindings are propagated to another through removal of triples. *getDimension* routine returns the position of ‘*?j*’ in the *BitMat* of the triple pattern. For instance, *getDimension(?s, (?p :affiliatedTo ?s))* can return *column* for an S-O *BitMat* and *row* for an O-S *BitMat*.

At the end of the Algorithm 1, each triple pattern contains a much reduced set of triples in the *BitMat* associated with it. Note that Algorithm 2 is agnostic to the order in which join variables are processed. Even for a random order of join variables, it will prune the triples strictly according to the constraints imposed by structure of the original OPTIONAL pattern query. However, for optimal pruning of triples, defining an order of join variables as described above works better. Intuitively, this join variable spanning tree and pruning algorithm is conceptually similar to the idea of *semi-joins*. Bernstein et al [6] and Ullman [18] have proved that if the *graph of tables* (GoT) in an SQL inner-join (equi-join) query is *acyclic*, then a bottom-up, followed by top-down pass on the tree of tables with *semi-joins* performed at each table, fully *reduces* the table to *minimal*. In other words, every remaining tuple in a table contributes

to formation of one or more tuples in the final results, and no tuple gets eliminated if we did pairwise joins on the *reduced* set of tuples.

However, inclusion of left-outer-joins in the query changes these properties of *semi-joins*. Properties of pruning and minimality of triples remain same within each BGP hypernode, but due to the master-slave relationship between triple patterns, minimality of triples within a BGP hypernode cannot be guaranteed if its master has cycles. We will not discuss the properties of minimality, and any related proofs to keep the scope of this paper limited. Please note that, our final result generation phase eliminates any triples which may not get pruned due to the cycles among triple patterns, and always generates correct results.

4.2.1 Optimizations

During the initialization and pruning phase described in the previous section, we use some simple optimization techniques:

Early stopping condition: While pruning triples for each join variable (Algorithm 2), if any tp-group of *absolute* masters generates a $MaskBitArr_{j_i}$ of all 0s for a join variable ‘?’’, it means that the final query will have zero results. Absolute masters are the tp-nodes who do not have any other masters in the simplified query graph. We take this hint for an early termination of query evaluation, and avoid any unnecessary operations on the BitMats.

All nulls at slaves: Similar to the above strategy, if during *prune_for_jvar* procedure, any tp-group k of slaves generates a $MaskBitArr_{j_k}$ of all 0s for join variable ‘?’’, it means that the variable bindings from these group of tp-nodes are going to be all *nulls* in the final results. Per master-slave relationship, this also indicates that any slaves of these slaves will also have all *nulls* in the final results. For such cases, we mark the respective BGP hypernodes, their slaves, their peers, and peers’ slaves as *nulls* (ref Section 4.1.1). This avoids unwanted processing of slaves in the final result generation phase.

Pruning while initialization: We noticed that our original pruning algorithm as published in [5] often spent a significant amount of time in the *initialization* process – when the BitMats of triples satisfying each triple pattern are loaded in memory from the disk. We updated it to do *active pruning* during initialization. For this we use previously loaded BitMats of other master and peer tp-nodes. E.g., consider $Q1$ in Figure 3. During the initialization, suppose O-S BitMat of predicate $:affiliatedTo$ is loaded first for triple pattern $(?p :affiliatedTo ?s)$. Next, while loading the S-O BitMat of $:hasCourse$ for triple pattern $(?s :hasCourse ?c)$, we take an intersection of the unique values of $?s$ in $(?s :hasCourse ?c)$ and $(?p :affiliatedTo ?s)$, and use the result of this intersection to proactively remove any rows from the S-O BitMat of $(?s :hasCourse ?c)$. This significantly reduces the time required for the pruning phase.

4.3 Step 2 – Final Results Generation

Pruning phase reduces the set of candidate RDF triples in BitMats associated with each triple pattern in a query. Each BitMat associated with a triple pattern can be considered as a database table. To generate the final results, we need to perform inner and left-outer joins among them. However, we want to avoid performing pairwise joins among these BitMats in the interest of keeping the memory footprint of the query processor small (pairwise joins can increase the memory requirements polynomially; refer to the explanation given in [5]). Hence, in the final result generation phase, we build an entire *result row* of the variable bindings using a method similar to *multi-way* joins and output it. Same as the characteristics presented in [5], we need only k size additional memory buffer for this process, where k is the number of variables in the query.

However, we cannot use previous BitMat algorithm as is because our queries can contain OPTIONAL patterns.

If n is the total number of triple patterns in the query and N_i denote the number of triples left in the BitMat of i^{th} triple pattern, then a naïve multi-way join processing algorithm will be $O(\prod_i^n N_i)$ as follows: (a) access each triple from the BitMat of each triple pattern, and produce bindings for variables in the respective triple patterns, (b) check the consistency of the bindings, i.e., same variable appearing in two or more triple patterns has same binding, (c) repeatedly try all combinations of triples in all the BitMats and output results when the variable bindings are consistent. But since BitMat is a completely inverted compressed data structure, we can improve upon this procedure further using the query graph. Also, due to the pruning phase, N_i is often significantly lower than the original number of triples in the BitMat.

Our real challenge in generating the results in an *iterative* manner is to take care of the nested master-slave hierarchy among the tp-nodes. Before starting the final result generation process, we sort all the triple patterns using following rules: a triple pattern $TP_1 < TP_2$, if TP_1 is a master of TP_2 and vice versa. If TP_1 and TP_2 are not in a master-slave hierarchy, then $TP_1 < TP_2$ if it contains fewer number of triples than TP_2 . This sort order ensures that all master triple patterns are placed before their slaves, and within the tp-nodes with no master-slave hierarchy, a triple pattern with fewer triples is ranked before another with more number of triples. The concept of ranking tp-node with fewer triples first, is similar to choosing a database table with fewer rows to be joined first. Next, we form a *spanning tree* over these tp-nodes. We choose the first tp-node from the above sorted order, and make it the root of the tree. We repeatedly choose the next tp-node from the sorted list such that it shares one or more join variables with the previously added tp-nodes in the spanning tree. This procedure builds a spanning tree on tp-nodes, which has all the masters as the *ancestors* of slaves.

To generate final results, starting with the root node, we repeatedly *walk* over this spanning tree. For the *walk*, we follow the same order in which tp-nodes were added to the tree. At the root tp-node tp_1 , we pick the first triple from its BitMat, and bind values to its variables in the k -map. Next we pick the second tp-node tp_2 . Since tp_2 shares at least one join variable with tp_1 , we use the bindings of the variables already mapped in k -map to locate the appropriate triple in the BitMat of tp_2 . If such a triple exists for tp_2 , we move on to the third tp-node tp_3 , and so on. If such a triple does not exist (which indicates a *variable binding mismatch*), we *rollback* to the previous tp-node, select next triple from its BitMat, generate variable bindings and so on.

The above procedure works correctly for queries with only basic graph patterns. But we have to take special care of the master-slave relationships among tp-nodes. For queries with OPTIONAL patterns, we take care of mismatch of variable bindings as follows: Suppose, for variable bindings produced by tp_i , there does not exist any triple associated with tp_j to produce the same bindings – (a) we check if tp_i and tp_j are *absolute* masters (do not have any other masters in the query). If yes, we rollback to the previous tp-node, choose the next triple from its BitMat, generate new variable bindings, and proceed, (b) if tp_i is a master of tp_j , we set the rest of the variables in tp_j to *null*. If any of the peers of tp_j , and slaves of those peers, have generated bindings in k -map, we set all those bindings to *null*, and proceed with the next tp-node. Note that if tp_i is master of tp_j , it will always create variable bindings *before* tp_j as per the spanning tree construction described above. Here our query graph comes in handy to decide the master-slave

and peer relationship among tp-nodes (ref Section 4.1)⁹. After one *walk* over the entire spanning tree, we have one *row of result*. We output this result, rollback to the previous tp-node, choose a second triple from its BitMat, and continue the procedure until all the triples in the BitMats of *absolute* masters are exhausted. For the scope of this paper, we have assumed that the final phase projects out bindings of all the variables in the query (“SELECT *”). The algorithm for projecting only chosen variable bindings (“SELECT ?a ?b ?c” etc), is under development, and is not discussed here to keep the scope of this paper limited.

Please note that all the procedures described in the pruning phase and final result generation, work on compressed BitMats without uncompressing them. Pruning phase monotonically reduces the number of triples in the BitMats, and final result generation does not perform pairwise joins of BitMats. Hence the memory footprint of OptBitMat’s query processor goes on reducing as the query progresses, unlike the conventional query processors. Step 1 and step 2 are predominantly “main-memory” processes, i.e., only the initialization step accesses disk to load the BitMats of each triple pattern in memory. After that, the query processor never seeks a disk access in the rest of the lifespan of query. This may pose some limitations on cumulative size of BitMats in the query, i.e., if the cumulative size of BitMats associated with all the triple patterns $\sum_i^n (Size(BitMat_i))$ is higher than the physical memory, the system may start thrashing. Present implementation of OptBitMat does not handle triple patterns with all variable positions (?a ?b ?c). However, since we assume that there are no Cartesian joins in the query, OptBitMat’s algorithm can be readily extended to handle all variable triple patterns by just manipulating the query graph. An all-variable triple pattern will always share one or more join variables with the other triple patterns (because the query graph is connected). Quite obviously, if the other triple patterns have one or more “fixed” values in them, they will be more selective than (?a ?b ?c). Hence the variable bindings produced by them will be imposed on the all-variable triple pattern. This voids the need to load the entire RDF data for (?a ?b ?c) kind triple patterns. Extending our pruning algorithm to handle all-variable triple patterns using this technique is currently under development.

5. EVALUATION

We developed *OptBitMat* query processing algorithm using the sources of BitMat [1] (with C/C++ language), compiled with g++ v4.6.3, -O3 optimization flag on 64 bit Linux 3.2.0-31-generic SMP kernel (Ubuntu 12.04 distribution). For running the experiments, we used a Lenovo T520 laptop with Intel Core i5-2520M 2.50GHz CPU, 8 GB memory, 4 GB swap space, and 1 TB 5200RPM SATA hard disk.

5.1 Choice of RDF stores

To evaluate the competitive performance of OptBitMat algorithm, we considered Jena-TDB [2], RDF-3X [4], MonetDB [3], and IBM DB2¹⁰. We chose MonetDB (latest version 11.13.3-Oct’12) and IBM DB2 v10.1 among these. MonetDB is an open-source column-store whose performance for RDF data storage and querying has been demonstrated before in the previously published work [17]. We compiled MonetDB with “--enable-optimize” flag. We chose a commercial database IBM DB2 because previously published work on left-outer-join optimization has been implemented in IBM DB2

⁹We have done some implementation specific optimizations to improve the variable binding matching process. Details of those are omitted here for the simplicity of understanding.

¹⁰<http://www-01.ibm.com/software/data/db2/>

[15]. We used IBM DB2 Enterprise Edition 10.1’s trial version available for 90 days¹¹. RDF-3X’s current version cannot process SPARQL OPTIONAL patterns. Jena-TDB was observed to be slower than other systems.

OptBitMat primarily works on integer IDs assigned to subjects, predicates, objects (ref Section 3). Hence, for a fair comparison, we loaded RDF triples with integer valued subjects, predicates, objects in MonetDB and IBM DB2. We created separate predicate tables in MonetDB with triples of only that predicate, ordered on S-O columns [17]. We did the same with DB2. Additionally, for DB2, we defined “primary key” on the (S, O) columns of each predicate table, which created a clustered primary index (S-O) on it. All the queries executed on MonetDB and IBM DB2 used these separate predicate tables, and hence benefited from accessing only limited data as opposed the giant triple table.

5.2 Choice of Datasets and Queries

For datasets, we considered UniProt (~845 million triples) by Swiss Institute of Bioinformatics, Gene Ontology Annotations (GOA) by Bio2RDF (~1.29 billion triples), DBPedia (~1.89 billion triples), and Lehigh University Benchmark’s (LUBM) synthetically generated dataset (~1.33 billion triples). DBPedia is mainly a collection of RDF graphs from various sources. The characteristics of GOA and LUBM were similar with respect to number of subject, predicates, and objects. In the interest of choosing *homogeneous* datasets with different characteristics, we selected (1) UniProt – a real life protein dataset – with 845,074,979 triples, 147,524,984 subjects, 95 predicates, and 128,321,926 objects, and (2) LUBM – a synthetically generated dataset over 10,000 universities using Lehigh University data generator program – with 1,335,081,176 triples, 217,206,845 subjects, 18 predicates, and 161,413,042 objects.

To evaluate query performance, we constructed SPARQL OPTIONAL pattern queries of varying complexity and selectivity – some of which could benefit from our query graph simplification procedure (ref Section 4.1.1), and others which do not need to be simplified. Many inner-join queries over LUBM dataset return zero results, because LUBM graph is sparsely connected. Hence we used some of the queries published by OpenRDF¹² and introduced OPTIONAL clauses in them to achieve a variety of the structure of queries. For UniProt, we tried out queries of varying structural complexity and selectivity – from simple OPTIONAL patterns to many nestings of BGP and OPTIONALS. We chose 5 representative queries over each dataset to demonstrate our results. All the queries are given in Appendix A and B.

5.3 Results

For evaluation, we considered following metrics: (i) query execution time (cold and warm cache) averaged over 5 runs. For cold cache we dropped the file systems caches using `/bin/sync` and `echo 3 > /proc/sys/vm/drop_caches`. We measured end-to-end *clock-time* of the query execution – from the time of submitting a query to getting the final results¹³. (ii) whether query graph can be simplified further using the procedure given in Section 4.1.1. For the queries whose query graph could be simplified (left-outer-join converted to inner-joins), we measured two different query times on MonetDB and IBM DB2 – with the original query, and with the simplified one, (iii) initial number of triples –

¹¹IBM DB2’s Express-C community edition has a limitation that it uses only 2 GB RAM even on a system with larger physical memory.

¹²<http://repo.aduna-software.org/viewvc/org.openrdf/?pathrev=6875>

¹³For MonetDB, we took reading of the time from their command line client, which does not display millisec units, if query time is more than 60 seconds.

Table 1: Evaluation – UniProt 845 million triples (time in seconds, best times are boldfaced)

	Q1	Q2	Q3	Q4	Q5	Geom. Mean
Cold cache						
OptBitMat	16.13	5.96	178.60	8.40	8.49	16.54
MonetDB	111	131	563	11.7	228	72.37
MonetDB (simplified)	N/A	3.3	N/A	11.6	14.2	23.37
IBM DB2	–	–	–	–	–	–
IBM DB2 (simplified)	–	–	–	–	–	–
Warm cache						
OptBitMat	1.85	0.45	158.54	3.28	2.13	3.91
MonetDB	50.3	130	438	2.5	167	65.39
MonetDB (simplified)	N/A	0.9	N/A	2.2	2.5	10.17
IBM DB2	170.29	28.3	>600	14.26	>600	–
IBM DB2 (simplified)	N/A	28.21	N/A	14.35	>600	–
#Results	747	0	144,665,494	8893	0	
#Initial triples	127,193,910	407,146,126	372,235,804	20,951,969	95,044,504	

Table 2: Evaluation – LUBM 1.33 billion triples (time in seconds, best times are boldfaced)

	Q1	Q2	Q3	Q4	Q5	Geom. Mean
Cold cache						
OptBitMat	66.87	37.77	4.78	73.10	8.44	23.68
MonetDB	82	20.8	14.1	443	126	66.92
MonetDB (simplified)	N/A	N/A	14.1	N/A	130	67.34
IBM DB2	–	–	–	11.72	–	–
IBM DB2 (simplified)	–	–	–	N/A	–	–
Warm cache						
OptBitMat	47.24	4.20	0.97	21.10	1.75	5.89
MonetDB	50.5	14.2	5.4	79	110	32.01
MonetDB (simplified)	N/A	N/A	5.3	N/A	107	31.72
IBM DB2	>600	>600	156.3	0.327	>600	–
IBM DB2 (simplified)	N/A	N/A	157.09	N/A	>600	–
#Results	25,191,982	3,200,949	125	10	0	
#Initial triples	133,006,001	296,807,270	9,100,649	438,912,513	219,416,877	

the sum of triples matching each triple pattern in the query, and (iv) number of final results. Evaluation results over the two datasets are given in Table 1 and 2. Queries for which DB2’s warm cache times were significantly higher than OptBitMat or MonetDB, were not evaluated for cold cache performance. *Geometric Mean* for queries which do not need to be simplified, (Q1, Q3 of UniProt, and Q1, Q2, Q4 of LUBM) is computed using the same time taken by the original query.

5.3.1 Analysis of the Results

Q1 of UniProt is structurally similar to the example query shown in Introduction (Section 1). In this query, the inner-join between (*?a uni:group ?b*) (*?b uni:locatedIn ?y*) produces non-zero results, but the left-outer-join between (*?x uni:modified ?a*) and (*?a uni:group ?b*) removes all variable bindings of *?a* in (*?a uni:group ?b*). This eventually makes the inner-join results of (*?a uni:group ?b*) (*?b uni:locatedIn ?y*) to be zero too. Recall our pruning phase from Section 4.2. Here OptBitMat’s *reordering* of left-outer-join over *?a* and inner-join over *?b*, without producing spurious results works well to avoid the low-selectivity inner-join between (*?a uni:group ?b*) and (*?b uni:locatedIn ?y*). Our simple optimization technique of detecting “all nulls at slaves” (Section 4.2.1) enhances the overall performance of this query.

On the other hand, MonetDB follows the original join order in the query, and does not exploit the highly selective left-outer-join between (*?x uni:modified ?a*) and (*?a uni:group ?b*). Q2 of UniProt can be simplified; the left-outer-join can be converted to an inner-join due to promotion of *slave* (*?c uni:status ?d*). MonetDB showed significant improvement in its time when we directly

executed the simplified query after the promotion of slaves. For this query, join between (*?a uni:status ?c*) (*?c uni:status ?d*) is of low-selectivity. Hence when MonetDB followed the original join order in the query, it took a large amount of time, compared to OptBitMat. OptBitMat simplified the query and executed it as an inner-join. For Q3, Q4, Q5, we increased the structural complexity of the OPTIONAL patterns and chose triple patterns and joins with highly selective as well as low-selectivity results. For Q4, due to the fixed predicate and object positions, selectivity of the *master* triple patterns is very high. Also the join is over subject positions of three triple patterns, which benefits from MonetDB’s fast merge-joins. DB2 exploits its own query simplification and reordering for Q2 and Q4 [15] and finishes faster on the original query. However, for a complex query like Q5 with multiple nestings of BGPs and OPTIONALS, OptBitMat’s query simplification and pruning algorithm proves to be superior.

Among LUBM queries, Q1 has low-selectivity – it has a large number of initial triples and also generates a large number of results. For this query, OptBitMat performs better in comparison to both MonetDB and DB2. Q2 has the same structure as the query given in the Introduction section. However, its *master* triple pattern (*?a ub:subOrganizationOf ?x*) has a lot of triples associated with it. Due to the low-selectivity master, DB2’s query optimizer could not exploit the benefits of reordering inner-join and left-outer-join. For Q4, the master triple patterns (*?a ub:worksFor Department0.Univer-sity0.edu*) and (*?a rdf:type ub:FullProfessor*) are highly selective. But due to the restriction on the ordering of inner and left-outer joins, MonetDB does not use the selective master triple patterns for faster merge-joins of the slaves. DB2 gives the

best performance for this query. After further investigation, we found out that the query has only 10 results, which correspond to the 10 variable bindings of join variable ‘?a’. The IDs of these bindings are smaller integer values (all IDs are less than “100”). DB2’s reordered joins with sequential access on clustered primary index benefits well from this property of the query. After the first 10 integer IDs of ‘?a’ for the masters are extracted, DB2 abandons scanning of the indexes for the slaves, and hence finishes much faster. For Q5, the query can be simplified to convert the left-outer-join into an inner-join (ref Section 4.1.1 Property 4). A notable property of this query is – it has *cycles* among triple patterns (recall our analysis of cyclic and acyclic queries in Section 4.2). For such a query with a high number of initial triple patterns, but very selective results (‘0’), OptBitMat’s pruning algorithm along with “early stopping condition” (ref Section 4.2.1) gets the hint of 0 results much earlier, and stops further processing of the triple patterns. Conventional query processors, which use pairwise joins, detect the empty results at a very later stage in the query processing, and hence spend a large amount of time in computing intermediate join results.

5.4 Summary and Discussion

Our evaluation results show that OptBitMat works better in comparison to the contemporary query processing systems – for simple as well as complex queries. Notably, OptBitMat reorders inner and left-outer-joins by just pruning the variable bindings and triples, without actually generating intermediate query results. This works well for queries where *masters* are more selective than *slaves* (e.g., Q2 of LUBM). At the same time, it does not suffer from the disadvantage of generating spurious results, which may need to be nullified to ensure correctness. This is specifically demonstrated by queries like Q1, Q3 of UniProt and Q1, Q2, Q4 of LUBM dataset. OptBitMat’s query simplification algorithm works well for really complex queries like Q5 of UniProt. The underlying BitMat data structure used for storing RDF graphs, along with OptBitMat algorithm – which works without uncompressing the data – together significantly reduce the memory footprint of the query processor. This helps in keeping much larger amount of data in memory, and in turn reduces the I/O overhead.

OptBitMat is predominantly a main-memory query processor. At the beginning of a query, it loads BitMats of all the triple patterns in the query, and then never seeks a disk access. However, this also means that if the cumulative size of all the BitMats associated with the triple patterns in a query is more than the available physical memory (RAM), OptBitMat’s query processor may face problems. During our evaluation, we encountered such a query (Q6 of UniProt). In this query, the cumulative size of all the BitMats associated with the respective triple patterns was 9.2 GB. Since OptBitMat does not actively spool data to the disk, the operating system started thrashing. Nevertheless, OptBitMat manages to keep much larger amount of data in memory than the contemporary systems.

The on disk size of all $2|V_p| + |V_s| + |V_o|$ BitMats (ref Section 3) was 48 GB and 67 GB for UniProt and LUBM respectively and corresponding LZ77 compressed dictionary mappings were 3.2 GB and 1.8 GB. Recall that as explained in Section 3, for any given query with n triple patterns, the runtime memory requirement of OptBitMat query processor is just $\sum_{i=1}^n size(BitMat_i)$; which is typically a much smaller fraction of the total datafile size. For MonetDB and IBM DB2, the on-disk size of datafiles were 20 GB and 38 GB for UniProt, and 25 GB and 53 GB for LUBM respectively. The sizes of raw RDF Ntriple files of UniProt and LUBM were 205 GB and 451 GB respectively.

6. CONCLUSION

In this paper, we have proposed a novel technique – *OptBitMat* – for optimizing SPARQL OPTIONAL pattern queries. This technique extends the idea of semi-joins [6], and 2-phase SPARQL basic graph pattern query processing algorithm previously proposed in [5]. OptBitMat captures the structural semantics of the original SPARQL OPTIONAL query by using a query graph of *hypernodes*. It manipulates and simplifies this query graph, and uses it further in its two phases of pruning and final result generation. The notable property of OptBitMat’s pruning method is, it can *reorder* the inner and left-outer joins in the original query by just pruning the candidate RDF triples (e.g., Q1 of UniProt and Q1, Q2, Q4 of LUBM). In this process, it precludes generation of *spurious* intermediate results, which may need to be *nullified* and *best-matched* further to ensure correctness [15]. We believe that OptBitMat’s pruning method can be beneficial even for systems that operate on relational tables especially in the merge-joins across *masters* and *slaves*, e.g. Q1 of UniProt and Q2 of LUBM.

OptBitMat adopts the idea of BitMats [5] to store an RDF graph using compressed bit-vectors, and works on it without uncompressing. It helps to keep a much larger amount of data in memory. The 2-phase query processing significantly reduces the memory footprint, and in turn benefits queries with low-selectivity. Our evaluation results in comparison to the two mainstream SQL query processing systems – MonetDB and IBM DB2 – show that OptBitMat’s query processing technique works much better for queries having low-selectivity *slave* triple patterns (ref Section 4) with highly selective *master* triple patterns (e.g., Q1 of LUBM), as well as for queries with low-selectivity triple patterns overall. For queries with highly selective triple patterns, contemporary systems work better. This is due to the fact that – working on the compressed data is beneficial when the size of the data is large, but for a small size of data, conventional query processing can be simpler. We have developed OptBitMat’s algorithm using open sources of BitMat [1], and we plan to release the implementation of our algorithm for the use by the community.

Acknowledgments:

We would like to thank Prof. Zack Ives for pointing us to the relevant literature, and giving important tips for the evaluation setup. We are grateful to Sujatha Das Gollapalli, Prof. Mohammed Al Hasan, and Dr. Meghana Nasre for their valuable conceptual suggestions and discussions.

7. REFERENCES

- [1] BitMat sources. <http://sourceforge.net/projects/bitmatrdf/>.
- [2] Jena TDB. <http://jena.sourceforge.net/TDB/>.
- [3] MonetDB. <http://www.monetdb.org/>.
- [4] RDF-3X Sources. <http://code.google.com/p/rdf3x/>.
- [5] M. Atre, V. Chaoji, M. J. Zaki, and J. A. Hendler. Matrix “Bit”loaded: A Scalable Lightweight Join Query Processor for RDF Data. In *WWW*, 2010.
- [6] P. A. Bernstein and N. Goodman. Power of natural semijoins. *SIAM Journal of Computing*, 10(4), 1981.
- [7] A. Chebotko, S. Lu, and F. Fotouhi. Semantics preserving SPARQL-to-SQL translation. *Data Knowledge Eng.*, 68(10), 2009.
- [8] R. Cyganiak. A Relational Algebra for SPARQL. *Technical Report, HP Laboratories Bristol*, (HPL-2005-170), 2005.
- [9] C. A. Galindo-Legaria and A. Rosenthal. Outerjoin simplification and reordering. *Transactions of Database Systems*, 22(1), 1992.

- [10] M. A. Gallego, J. D. Fenandez, M. A. Martinez-Prieto, and P. de la Fuente. An Empirical Study of Real-World SPARQL Queries. In *Usage Analysis and the Web of Data at WWW*, 2011.
- [11] T. Johnson. Performance Measurements of Compressed Bitmap Indices. In *PVLDB*, 1999.
- [12] T. Neumann and G. Weikum. Scalable join processing on very large RDF graphs. In *SIGMOD*, 2009.
- [13] P. O’Neil and G. Graefe. Multi-Table Joins Through Bitmapmapped Join Indices. In *SIGMOD Record*, volume 24, September 1995.
- [14] J. Rao, B. G. Lindsay, G. M. Lohman, H. Pirahesh, and D. E. Simmen. Using EELs, a Practical Approach to Outerjoin and Antijoin Reordering. In *ICDE*, 2001.
- [15] J. Rao, H. Pirahesh, and C. Zuzarte. Canonical Abstraction for Outerjoin Optimization. In *SIGMOD*, 2004.
- [16] P. G. Selinger, M. M. Astrahan, D. D. Chamberlin, R. A. Lorie, and T. G. Price. Access path selection in a relational database management system. In *SIGMOD*, 1979.
- [17] L. Sidirourgos, R. Goncalves, M. L. Kersten, N. Nes, and S. Manegold. Column-store support for RDF data management: not all swans are white. In *PVLDB*, 2008.
- [18] J. D. Ullman. *Principles of Database and Knowledge-Base Systems, Volume II*. Computer Science Press, 1989.

APPENDIX

A. UNIPROT QUERIES

PREFIX rdf: <http://www.w3.org/1999/02/22-rdf-syntax-ns#>

PREFIX uni: <http://purl.uniprot.org/core/>

PREFIX uni2: <http://purl.uniprot.org/>

- Q1:** SELECT * WHERE { ?x uni:modified ?a . OPTIONAL { ?a uni:group ?b ?b uni:locatedIn ?y } }
- Q2:** SELECT * WHERE { #114D591 uni:classifiedWith ?a . ?b uni:institution ?a . OPTIONAL { ?a uni:status ?c . ?c uni:status ?d . } ?b uni:complete ?d . }
- Q3:** SELECT * WHERE ?a schema:seeAlso ?x . ?a uni:annotation ?b . OPTIONAL { ?b uni:status ?c . OPTIONAL { ?c uni:frameshift ?d . } ?d uni:group ?b . }
- Q4:** SELECT * WHERE ?a uni:locatedOn uni2:taxonomy/287 . ?a rdf:type uni:Protein . OPTIONAL { ?a uni:sequence ?b . } ?b rdf:value ?x .
- Q5:** SELECT * WHERE ?a uni:citation ?d . ?a schema:seeAlso ?x . OPTIONAL { ?a uni:encodedBy ?y . OPTIONAL { ?a uni:replaces ?c } } ?d rdf:value ?b . ?b uni:modified “2008-07-22” . ?b rdf:type uni:Protein . OPTIONAL { ?b uni:sequence ?z . ?b uni:replaces ?w . OPTIONAL { ?c uni:replacedBy ?b . } }
- Q6:** SELECT * WHERE ?a uni:author ?x . ?a rdf:type ?b . OPTIONAL { ?b uni:status ?c . OPTIONAL { ?c uni:frameshift ?d . } ?d uni:group ?b . }

B. LUBM QUERIES

PREFIX ub: <http://www.lehigh.edu/~zhp2/2004/0401/univ-bench.owl#>

- Q1:** SELECT * WHERE { ?a rdf:type ub:GraduateStudent . ?a ub:memberOf ?b OPTIONAL { ?c rdf:type ub:University . OPTIONAL { ?a rdf:type ub:Department . ?a ub:subOrganizationOf ?c . } } }
- Q2:** SELECT * WHERE { ?a ub:subOrganizationOf ?x . OPTIONAL { ?a ub:takesCourse ?b . ?b ub:teachingAssistantOf ?y . } }
- Q3:** SELECT * WHERE { ?a ub:subOrganizationOf <http://www.University-0.edu> . ?a rdf:type ub:Department . OPTIONAL { ?b ub:worksFor ?a . } ?a rdf:type ub:FullProfessor . }
- Q4:** SELECT * WHERE { ?a ub:worksFor <http://Department0.University-0.edu> . ?a rdf:type ub:FullProfessor . OPTIONAL { ?a ub:name ?x . ?a ub:emailAddress ?y . ?a ub:telephone ?z . } }
- Q5:** SELECT * WHERE { ?a rdf:type ub:UndergraduateStudent . ?a ub:memberOf ?b . OPTIONAL { ?b rdf:type ?x . ?b ub:subOrganizationOf ?c . } ?c rdf:type ub:University . ?a ub:undergraduateDegreeFrom ?c . }