

LIMIT SHAPES OF BUMPING ROUTES IN THE ROBINSON-SCHENSTED CORRESPONDENCE

DAN ROMIK AND PIOTR ŚNIADY

ABSTRACT. We prove a limit shape theorem describing the asymptotic shape of bumping routes when the Robinson-Schensted algorithm is applied to a finite sequence of i.i.d. $U[0, 1]$ random variables followed by an insertion of a deterministic number α . The bumping route converges after scaling, in the limit as the length of the sequence tends to infinity, to an explicit, deterministic curve depending only on α . This extends our previous result on the asymptotic determinism of Robinson-Schensted insertion.

1. INTRODUCTION

Let \mathfrak{S}_n denote the symmetric group of order n . Recall that the **Robinson-Schensted correspondence** associates with a permutation $\sigma \in \mathfrak{S}_n$ a pair of standard Young tableaux (P, Q) whose common shape λ is a Young diagram of order n . A well-known area of study concerns asymptotic properties of the Robinson-Schensted shape λ and the tableaux P, Q associated with a permutation σ_n chosen *uniformly at random* from \mathfrak{S}_n . The study of such problems is motivated by diverse connections with the so-called Ulam-Hammersley problem on the typical length of a longest increasing subsequence in random permutations, the representation theory of \mathfrak{S}_n , interacting particle systems, random growth models and random matrix theory [Rom13].

In this paper we continue this line of investigation by studying the **bumping route** computed during the application of an insertion procedure, which is the fundamental building block of the Robinson-Schensted correspondence. Let us recall the relevant definitions. If λ is a Young diagram of order n and x_1, \dots, x_n are distinct real numbers, an **increasing tableau** of shape λ and entries given by x_1, \dots, x_n is a filling of the boxes of λ with the numbers x_1, \dots, x_n that is increasing

2010 *Mathematics Subject Classification.* 68Q87 (Primary); 60C05, 05E10, 20C30 (Secondary).

Key words and phrases. Robinson-Schensted correspondence, bumping routes, Young tableau, limit shape.

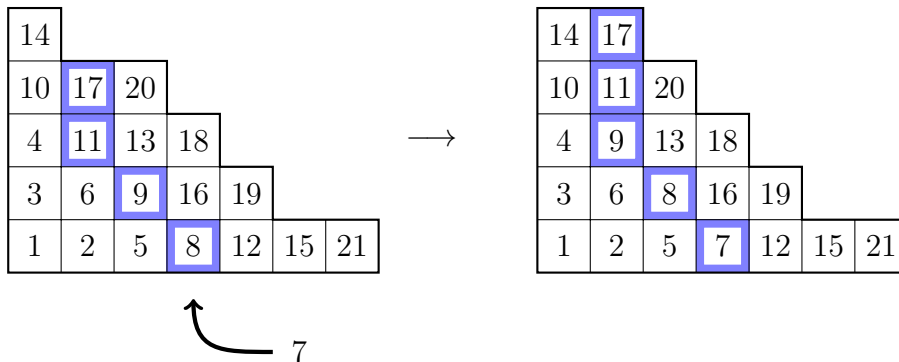


Figure 1. Inserting a number into a tableau results in a cascade of bumping events. The bumping route is the sequence of positions where a bumping occurred.

along rows and columns. Given such a tableau P and a number z distinct from x_1, \dots, x_n , the **insertion procedure** applied to P and z produces a new increasing tableau P' with entries x_1, \dots, x_n, z whose shape λ' is obtained from λ by the addition of a single box. The new tableau P' is computed by performing a succession of **bumping steps** whereby z is inserted into the first row of the diagram, bumping an existing entry from the first row into the second row, which results in an entry of the second row being bumped to the third row, and so on, until finally the entry being bumped settles down in an unoccupied position outside the diagram λ . An example is shown in Figure 1. We assume that the reader is familiar with the details, which are described in several well-known sources such as [Ful97, Knu98, Sta99].

Define the **bumping route** $\mathbf{B}_{P,z}$ associated with an insertion procedure performed on the tableau P with a new input z to be the sequence of positions where a bumping occurred during the insertion, together with the position of the final box added to the shape. The j th position in the bumping route is of the form $(b_{P,z}(j), j)$, so it is convenient to encode the bumping route using only the x -coordinates of the positions, which form a monotone nonincreasing sequence of positive integers $b_{P,z}(1) \geq b_{P,z}(2) \geq \dots \geq b_{P,z}(k_{P,z})$ whose length we denote by $k_{P,z}$. For example, the bumping route associated with the insertion step in Figure 1 is $(4, 3, 2, 2, 2)$.

If σ_n is a uniformly random permutation of order n , the bumping route computed in the last insertion step is $\mathbf{B}_{P_{n-1}, \sigma_n(n)}$, where P_{n-1} denotes the insertion tableau computed from the truncated sequence

$(\sigma_n(1), \dots, \sigma_n(n-1))$. The question we wish to address is that of understanding the asymptotic behavior of this bumping route.

Since the computation only depends on the relative order of the numbers $\sigma_n(j)$, $1 \leq j \leq n$, it will be equivalent, and more convenient, to formulate the result in terms of a sequence X_1, \dots, X_n of independent and identically distributed random variables with the $U[0, 1]$ distribution, which gives a canonical way of realizing uniformly random order structures of all orders n simultaneously. If we denote by T_n the insertion tableau associated with the sequence of numbers (X_1, \dots, X_n) , then the bumping route $\mathbf{B}_{T_{n-1}, X_n}$ is equal in distribution to $\mathbf{B}_{P_{n-1}, \sigma_n(n)}$.

Our result will pertain to an even more general scenario in which the final input X_n is taken to be an arbitrary (non-random) number α in $[0, 1]$. Note that, by obvious monotonicity properties of the insertion procedure, as α increases from 0 to 1, the bumping route is deformed monotonically between the two extreme cases $\alpha = 0$ and $\alpha = 1$, where in the case $\alpha = 0$ the bumping route will be the first column of the diagram and an additional new box at the top of the first column, and in the case $\alpha = 1$ the bumping route consists of a single new box at the end of the first row of the diagram. Note also that the bumping route is contained in the Young diagram of the tableau T_n ; this random Young diagram, whose distribution is known as the **Plancherel measure** of order n , converges to a well-known limit shape discovered in the celebrated works of Logan-Shepp [LS77] and Vershik-Kerov [VK77, VK85]. Figure 2a shows the bumping routes $\mathbf{B}_{T_{n-1}, \alpha}$ for various values of α in a numerical simulation with $n = 10^4$. As it turns out, the bumping routes converge after scaling to a family of deterministic limiting curves, which are shown in Figure 2b. The precise result is as follows.

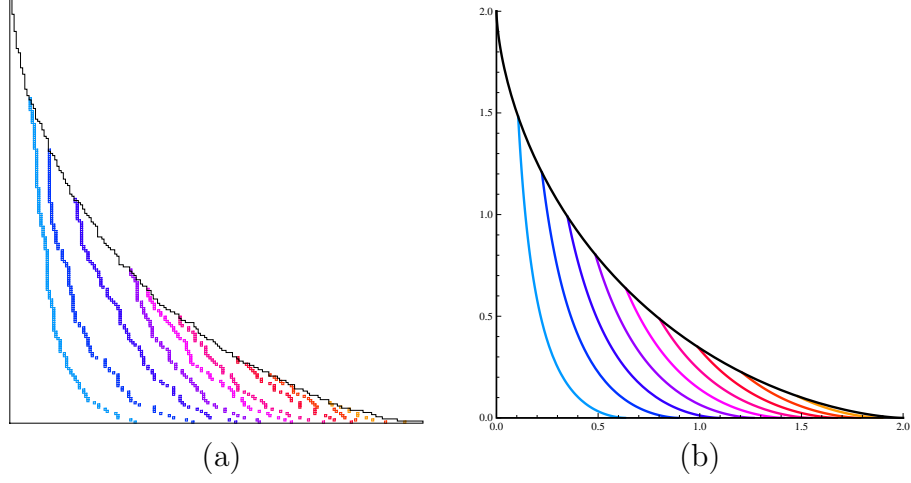


Figure 2. (a) Bumping routes $\mathbb{B}_{T_{n-1}, \alpha}$ in a simulation with $n = 10^4$ and the values $\alpha = 1/10, 2/10, \dots, 9/10$; (b) the limiting curves $(\beta_\alpha(s), s)$ for the same values of α . The region bounding the limit shapes is the Logan-Shepp-Vershik-Kerov limit shape of Plancherel-random Young diagrams [Rom13].

Theorem 1 (Limit shapes of bumping routes). *Define the functions $F, \Omega, u_\alpha, v_\alpha, x_\alpha, y_\alpha, \kappa$ by*

$$(1) \quad \Omega(u) = \frac{2}{\pi} \left(u \sin^{-1} \left(\frac{u}{2} \right) + \sqrt{4 - u^2} \right) \quad (|u| \leq 2),$$

$$(2) \quad F(u) = \frac{1}{2} + \frac{1}{\pi} \left(\frac{u\sqrt{4 - u^2}}{4} + \sin^{-1} \left(\frac{u}{2} \right) \right) \quad (|u| \leq 2),$$

$$(3) \quad u_\alpha(t) = \sqrt{t} F^{-1} \left(\frac{\alpha}{t} \right) \quad (0 \leq \alpha \leq t \leq 1),$$

$$(4) \quad v_\alpha(t) = \sqrt{t} \Omega \left(F^{-1} \left(\frac{\alpha}{t} \right) \right) \quad (0 \leq \alpha \leq t \leq 1),$$

$$(5) \quad x_\alpha(t) = \frac{v_\alpha(t) + u_\alpha(t)}{2} \quad (0 \leq \alpha \leq t \leq 1),$$

$$(6) \quad y_\alpha(t) = \frac{v_\alpha(t) - u_\alpha(t)}{2} \quad (0 \leq \alpha \leq t \leq 1),$$

$$(7) \quad \kappa(\alpha) = y_\alpha(1) = \frac{\Omega(F^{-1}(\alpha)) - F^{-1}(\alpha)}{2} \quad (0 \leq \alpha \leq 1).$$

Define a one-parameter family $(\beta_\alpha(t))_{0 \leq \alpha < 1}$ of functions, where for each $\alpha \in [0, 1)$, $\beta_\alpha(\cdot)$ is given by

$$(8) \quad \beta_\alpha(s) = x_\alpha(y_\alpha^{-1}(s)) \quad (0 \leq s \leq \kappa(\alpha)).$$

Then $\beta_\alpha(\cdot)$ describes the limiting bumping route $\mathbf{B}_{T_{n-1}, \alpha}$, in the following precise sense: for any $0 \leq \alpha < 1$ and $\epsilon > 0$, we have that

$$(9) \quad \mathbb{P} \left(\left| \frac{k_{T_{n-1}, \alpha}}{\sqrt{n}} - \kappa(\alpha) \right| > \epsilon \right) \xrightarrow{n \rightarrow \infty} 0, \text{ and}$$

$$(10) \quad \mathbb{P} \left(\max_{1 \leq m \leq k_{T_{n-1}, \alpha}} \left| \frac{b_{T_{n-1}, \alpha}(m)}{\sqrt{n}} - \beta_\alpha \left(\frac{m}{\sqrt{n}} \wedge \kappa(\alpha) \right) \right| > \epsilon \right) \xrightarrow{n \rightarrow \infty} 0.$$

2. PRELIMINARY REMARKS

As a first step towards proving Theorem 1, let us recall some facts from the theory of Plancherel measure, which will immediately prove (9) and also help elucidate the somewhat involved definition of the family of limiting curves $\beta_\alpha(\cdot)$. First, when discussing Plancherel-random Young diagrams and Young tableaux it is convenient to use the so-called rotated (also known as ‘‘Russian’’) coordinate system, related to the standard x - y coordinates by the linear change of variables

$$(11) \quad \begin{aligned} u &= x - y, \\ v &= x + y. \end{aligned}$$

In this coordinate system, the curve $v = \Omega(u)$, where $\Omega(u)$ is defined in (1), describes the Logan-Shepp-Vershik-Kerov limit shape of Plancherel-random Young diagrams mentioned in the introduction.

Second, the function $F(u)$ defined in (2) is the cumulative distribution function of the semicircle distribution on $[-2, 2]$; that is, we have

$$F(u) = \frac{1}{2\pi} \int_{-2}^u \sqrt{4 - s^2} ds \quad (|u| \leq 2).$$

Its importance for the present discussion is that, according to one of the main results of our previous paper [RS11], the point

$$(12) \quad (U(\alpha), V(\alpha)) = (F^{-1}(\alpha), \Omega(F^{-1}(\alpha)))$$

is the limiting scaled position (in rotated coordinates) of the new box added to the Robinson-Schensted shape after applying the insertion procedure with the number $\alpha \in [0, 1]$ to the existing insertion tableau T_{n-1} . More precisely, when stated using our current terminology, the result [RS11, Theorem 5.1], which we dubbed the

“**asymptotic determinism of RSK insertion,**” says that the last position $(b_\alpha(k_{T_{n-1},\alpha}), k_{T_{n-1},\alpha})$ of the bumping route $\mathbf{B}_{T_{n-1},\alpha}$ satisfies

$$(13) \quad \frac{1}{\sqrt{n}}(b_\alpha(k_{T_{n-1},\alpha}) - k_{T_{n-1},\alpha}, b_\alpha(k_{T_{n-1},\alpha}) + k_{T_{n-1},\alpha}) \xrightarrow[n \rightarrow \infty]{\mathbb{P}} (U(\alpha), V(\alpha)).$$

After applying the inverse transformation of (11) to rewrite the result in x - y coordinates, and noting that

$$\kappa(\alpha) = y_\alpha(1) = \frac{V(\alpha) - U(\alpha)}{2},$$

we get the relation (9), the first claim of Theorem 1.

Next, turn to the pair of functions $(u_\alpha(t), v_\alpha(t))$ defined in (3)–(4), with the associated pair $(x_\alpha(t), y_\alpha(t))$ from (5)–(6) representing the same functions in x - y coordinates. Note that for any fixed α , the planar curve $(x_\alpha(t), y_\alpha(t))_{\alpha \leq t \leq 1}$ is a reparametrized version of the curve $(\beta_\alpha(s), s)_{0 \leq s \leq \kappa(\alpha)}$, which according to our claim (10) is the limit shape of the bumping route $\mathbf{B}_{T_{n-1},\alpha}$ (one needs to note that $y_\alpha(\cdot)$ is a strictly decreasing function; see Lemma 2 below). It turns out that the parametrization of the curve as $(x_\alpha(t), y_\alpha(t))$ is the correct one when trying to prove the limit shape result (although the parametrization $(\beta_\alpha(s), s)$ is the one that answers the original question). To see why, we need to explain the role of the parameter t . Note that for fixed t , the points $(u_\alpha(t), v_\alpha(t))_{0 \leq \alpha \leq 1}$ all lie on the curve $v = \sqrt{t} \Omega(u/\sqrt{t})$, which is a copy of the limit shape $v = \Omega(u)$ scaled down by the factor \sqrt{t} . The idea is that this scaled-down copy represents the limiting shape of the “ t -sublevel tableau” of T_{n-1} —that is, the subset of boxes of T_{n-1} containing an entry $\leq t$. We will show below that the point $(u_\alpha(t), v_\alpha(t))$ (or $(x_\alpha(t), y_\alpha(t))$, in the usual coordinate system) corresponds to the limiting position, after scaling, of the point at which the bumping route $\mathbf{B}_{T_{n-1},\alpha}$ exits this sublevel tableau. The reason for this is that this exit position relates to the sublevel tableau in roughly the same way that the final bumping route position $(b_\alpha(k_{T_{n-1},\alpha}), k_{T_{n-1},\alpha})$ relates to the entire tableau T_{n-1} , except that there is a scaling relation that causes the number being inserted to change from α to α/t . A more precise formulation of this statement is discussed in the next section, after which we will see that our main result follows without much difficulty by another appeal to the “asymptotic determinism of RSK” theorem. A schematic illustration of the argument described above is shown in Figure 3.

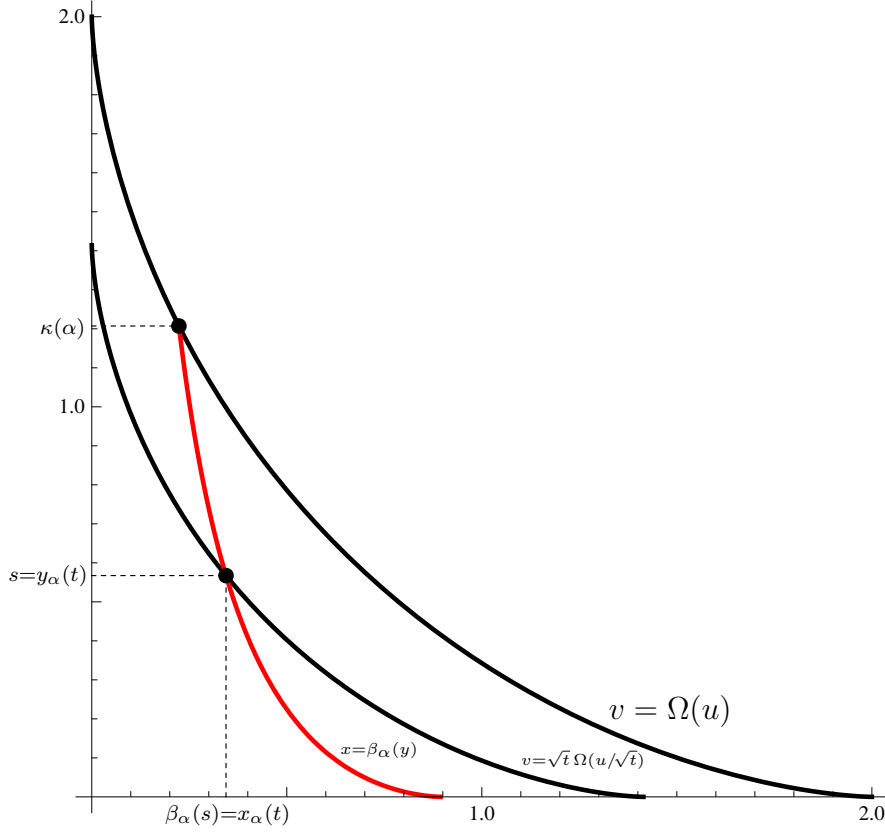


Figure 3. The meaning of the parameter t : for a fixed value of α , the intersection $(u_\alpha(t), v_\alpha(t))$ of the asymptotic bumping curve with the scaled-down copy $v = \sqrt{t}\Omega(u/\sqrt{t})$ of the Logan-Shepp-Vershik-Kerov limit shape is computed by applying the asymptotic determinism theorem to the t -sublevel tableau; when the numbers in the sublevel tableau are scaled to the range $[0, 1]$, the number α being inserted is scaled to α/t .

We conclude this section with another small but useful observation.

Lemma 2. *The function $y_\alpha(\cdot)$ is strictly decreasing. In particular, the limit shape functions $\beta_\alpha(\cdot)$ defined in (8) are well-defined.*

Proof. Denote

$$(X(\alpha), Y(\alpha)) = \frac{1}{2}(V(\alpha) + U(\alpha), V(\alpha) - U(\alpha)),$$

where $U(\alpha), V(\alpha)$ are defined in (12). First, note that $Y(\cdot)$ is strictly decreasing, since it is the composition of the increasing function $\alpha \mapsto F^{-1}(\alpha)$ with the function $u \mapsto \frac{1}{2}(\Omega(u) - u)$, the latter being decreasing

(this can be seen by interpreting this function geometrically, or by differentiating and using the fact that $\Omega'(u) = \frac{2}{\pi} \sin^{-1}(u/2)$). Now, if $t < t'$ are numbers in $[\alpha, 1]$ then

$$y_\alpha(t) = \sqrt{t}Y(\alpha/t) < \sqrt{t'}Y(\alpha/t) < \sqrt{t'}Y(\alpha/t') = y_\alpha(t'),$$

proving the claim. \square

3. PLANCHEREL MEASURE AND SUBLEVEL TABLEAUX

Recall that the distribution of the insertion tableau P_n associated via the Robinson-Schensted correspondence with a uniformly random permutation σ_n in \mathfrak{S}_n is also called the Plancherel measure of order n (this refers to the measure on standard Young tableaux; the distribution of the shape of the tableau is the Plancherel measure on Young diagrams of order n that was mentioned in the introduction). By the remarks made in the introduction, a tableau P_n with this distribution arises by taking the tableau T_n and “standardizing” it by replacing each entry X_k with the ranking of X_k in the list X_1, \dots, X_n (i.e., the number $\sigma(k)$ such that $X_k = X_{\sigma(k)}^{(n)}$, where $X_1^{(n)} \leq \dots \leq X_n^{(n)}$ are the order statistics of X_1, \dots, X_n). Note also that the vector of order statistics is independent of the tableau P_n and is distributed uniformly on the simplex

$$\Delta_n = \{(x_1, \dots, x_n) : 0 \leq x_1 \leq \dots \leq x_n \leq 1\}.$$

It follows that, conversely, if we start with a random standard Young tableau P_n distributed according to the Plancherel measure of order n and a random vector (W_1, \dots, W_n) that is independent of P_n and is distributed uniformly on Δ_n , then the tableau T'_n obtained by replacing each entry p of P_n by W_p is equal in distribution to T_n .

We will now apply these observations to prove a simple lemma about sublevel tableaux. As mentioned above, for any $0 < t \leq 1$, the t -**sublevel tableau** of T_{n-1} , which we denote by $T_{n-1}^{(t)}$, is the subtableau of T_{n-1} consisting of those boxes with entries $\leq t$. An essential fact that makes our main result possible is a self-similarity property that says that $T_{n-1}^{(t)}$ is distributed roughly as a scaled version of T_k for $k \approx tn$. Since the number of entries in $T_{n-1}^{(t)}$ is itself random, we need to condition on its value to make this statement precise. The details are as follows.

Lemma 3. *Let $0 < t \leq 1$ and $0 \leq k \leq n - 1$.*

- The number $|T_{n-1}^{(t)}|$ of boxes in $T_{n-1}^{(t)}$ satisfies

$$(14) \quad \frac{|T_{n-1}^{(t)}|}{n-1} \xrightarrow[n \rightarrow \infty]{\mathbb{P}} t.$$

- Conditioned on the event $|T_{n-1}^{(t)}| = k$, the rescaled sublevel tableau $\frac{1}{t}T_{n-1}^{(t)}$ (where the rescaling means that each entry of $T_{n-1}^{(t)}$ is divided by t) is equal in distribution to T_k .

Proof. Recall that the entries of T_{n-1} are the i.i.d. uniform random numbers X_1, \dots, X_{n-1} , so the entries of the sublevel tableau $T_{n-1}^{(t)}$ consist of the subset of the numbers X_1, \dots, X_{n-1} which are $\leq t$. It follows that the random variable $Z_n = |T_{n-1}^{(t)}|$ is given by

$$Z_n = \sum_{j=1}^{n-1} 1_{\{X_j \leq t\}},$$

so the first claim follows from the law of large numbers.

Denote by (Y_1, \dots, Y_{Z_n}) the sequence (of random length Z_n) of those X_j 's (for $1 \leq j \leq n-1$) for which $X_j \leq t$, in the order in which they appear. From elementary probability theory, it is easy to see that, conditioned on the event $\{Z_n = k\}$, the random variables Y_1, \dots, Y_k are independent and uniformly distributed in $[0, t]$. But now observe that (still conditioning on $\{Z_n = k\}$) the sublevel tableau $T_{n-1}^{(t)}$ can be constructed as follows:

Standardize:

Replace T_{n-1} by a standard Young tableau P_{n-1} , where each entry of P_{n-1} is the ranking of the corresponding entry of T_{n-1} in the list X_1, \dots, X_{n-1} .

Sublevel:

Take the k -sublevel tableau $P_{n-1}^{(k)}$ of P_{n-1} .

Destandardize:

Replace each entry p of $P_{n-1}^{(k)}$ by the p th order statistic $Y_p^{(k)}$ of the sequence Y_1, \dots, Y_k .

By the remarks made at the beginning of this section, P_{n-1} is a Plancherel-random standard Young tableau of order $n-1$. A well-known property of the Plancherel measures is that they are a consistent family of probability measures, in the sense that for any $k \leq m$, the k -sublevel tableau of a Plancherel-random tableau of order m is a Plancherel-random tableau of order k ; this follows, for example, from the observation that the *recording* tableau associated via the Robinson-Schensted correspondence to a sequence of length m (respectively, k) of i.i.d. $U[0, 1]$

random variables is a Plancherel-random standard Young tableau of order m (respectively, k). So, the tableau $P_{n-1}^{(k)}$ is distributed according to the Plancherel measure of order k . Finally, since (still conditioning on the event $\{Z_n = k\}$ as before) the vector of order statistics $(Y_1^{(k)}, \dots, Y_k^{(k)}) = (X_1^{(n)}, \dots, X_k^{(n)})$ is independent of P_{n-1} (and hence also of $P_{n-1}^{(k)}$) and is distributed like t times a uniformly random vector in Δ_k , again by the remarks made above we have that $T_{n-1}^{(t)}$ is (conditionally on $\{Z_n = k\}$) equal in distribution to $t \cdot T_k$. \square

4. FINISHING THE PROOF

To prove (10), we first reparametrize the bumping route $\mathbf{B}_{T_{n-1}, \alpha}$ according to the parameter t associated with the sublevel tableaux. For each $0 \leq \alpha < 1$, this reparametrized bumping route will now be a random function $\Phi_{n, \alpha} : [\alpha, 1] \rightarrow \mathbb{N} \times \mathbb{N}$ defined by

$$(15) \quad \Phi_{n, \alpha}(t) = (b_{T_{n-1}, \alpha}(m), m)$$

where for each t we denote by m the minimal number for which $(b_{T_{n-1}, \alpha}(m), m)$ lies outside the sublevel tableau $T_{n-1}^{(t)}$. Note that almost surely we have that

$$\begin{aligned} \Phi_{n, \alpha}(\alpha) &= (b_{T_{n-1}, \alpha}(1), 1), \\ \Phi_{n, \alpha}(1) &= (b_{T_{n-1}, \alpha}(k_{T_{n-1}, \alpha}), k_{T_{n-1}, \alpha}), \end{aligned}$$

and the range of $\Phi_{n, \alpha}$ consists of the entire bumping route $\mathbf{B}_{T_{n-1}, \alpha}$.

Theorem 4. *For any $0 \leq \alpha < 1$ and $\epsilon > 0$ we have*

$$(16) \quad \mathbb{P} \left(\max_{\alpha \leq t \leq 1} \left\| \frac{\Phi_{n, \alpha}(t)}{\sqrt{n}} - (x_\alpha(t), y_\alpha(t)) \right\| > \epsilon \right) \xrightarrow{n \rightarrow \infty} 0.$$

Proof. Fix $\alpha \in [0, 1)$. First, we prove the weaker statement that for any $\epsilon > 0$ and $t \in [\alpha, 1]$ we have

$$(17) \quad \mathbb{P} \left(\left\| \frac{\Phi_{n, \alpha}(t)}{\sqrt{n}} - (x_\alpha(t), y_\alpha(t)) \right\| > \epsilon \right) \xrightarrow{n \rightarrow \infty} 0.$$

Denote $Z_n = |T_{n-1}^{(t)}|$ as before, and let $\delta > 0$ be some small number (depending on ϵ) whose value will be fixed shortly. We have

$$\begin{aligned}
(18) \quad & \mathbb{P} \left(\left\| \frac{\Phi_{n,\alpha}(t)}{\sqrt{n}} - (x_\alpha(t), y_\alpha(t)) \right\| > \epsilon \right) \\
& \leq \mathbb{P} \left(\left| \frac{Z_n}{n-1} - t \right| > \delta \right) \\
& \quad + \sum_{\left| \frac{k}{n-1} - t \right| \leq \delta} \mathbb{P}(Z_n = k) \mathbb{P} \left(\left\| \frac{\Phi_{n,\alpha}(t)}{\sqrt{n}} - (x_\alpha(t), y_\alpha(t)) \right\| > \epsilon \mid Z_n = k \right) \\
& \leq \mathbb{P} \left(\left| \frac{Z_n}{n-1} - t \right| > \delta \right) \\
& \quad + \max_{\left| \frac{k}{n-1} - t \right| \leq \delta} \mathbb{P} \left(\left\| \frac{\Phi_{n,\alpha}(t)}{\sqrt{n}} - (x_\alpha(t), y_\alpha(t)) \right\| > \epsilon \mid Z_n = k \right).
\end{aligned}$$

In the last expression, the first term tends to 0 as $n \rightarrow \infty$, by (14). Let $k = k(n)$ be the value for which the maximum of the second term is attained. Note that the second claim of Lemma 3 implies that the conditional probability in the second term can be replaced by its unconditional counterpart

$$\begin{aligned}
(19) \quad & \mathbb{P} \left(\left\| \frac{\Phi_{k+1,\alpha/t}(1)}{\sqrt{n}} - (x_\alpha(t), y_\alpha(t)) \right\| > \epsilon \right) \\
& = \mathbb{P} \left(\left\| \sqrt{\frac{k}{n}} \frac{\Phi_{k+1,\alpha/t}(1)}{\sqrt{k}} - \sqrt{t} (x_{\alpha/t}(1), y_{\alpha/t}(1)) \right\| > \epsilon \right).
\end{aligned}$$

If we had the precise equality $k = tn$, it would immediately follow from (13) that this probability tends to 0 as n (and therefore also k) tends to ∞ . As it is, such an equality does not hold; however, we restricted k to a range such that

$$t - \delta \leq \liminf_{n \rightarrow \infty} \frac{k}{n} \leq \limsup_{n \rightarrow \infty} \frac{k}{n} \leq t + \delta.$$

This is good enough, since it is easy to check that if δ is taken (as a function of ϵ) to be a small enough positive number, then the right-hand side of (19) can be bounded from above by

$$\begin{aligned}
(20) \quad & \mathbb{P} \left(\left\| \frac{\Phi_{k+1,\alpha/t}(1)}{\sqrt{k}} - (x_{\alpha/t}(1), y_{\alpha/t}(1)) \right\| > \frac{\epsilon}{2} \right) \\
& \quad + \mathbb{P} \left(\left\| \frac{\Phi_{k+1,\alpha/t}(1)}{\sqrt{k}} \right\| > 3\sqrt{2} \right).
\end{aligned}$$

The first probability tends to 0 as $n \rightarrow \infty$ by (13). The second probability is bounded by the probability that a Plancherel-random Young diagram of order k has a row or column of length $\geq 3\sqrt{k}$; it is well-known that this probability decreases to 0 at a rate that is exponential in \sqrt{k} (see [Rom13, Lemma 1.5]). Thus, combining these observations with (18), (19) and the bound (20) proves (17).

Finally, to finish the proof we need to show that (17) implies (16). This is a standard argument: first, (17) clearly implies a version of (16) in which the maximum is taken over finitely many values $\alpha \leq t_1 < \dots < t_p \leq 1$ of t . Second, since both the functions $t \mapsto \Phi_{n,\alpha}(t)$ and $t \mapsto (x_\alpha(t), y_\alpha(t))$ have the property that their x -coordinate is weakly decreasing and their y -coordinate is weakly increasing, and since $t \mapsto (x_\alpha(t), y_\alpha(t))$ is continuous, knowing that the bound

$$\left\| \frac{\Phi_{n,\alpha}(t)}{\sqrt{n}} - (x_\alpha(t), y_\alpha(t)) \right\| > \epsilon$$

holds for all values of t in a finite set that is sufficiently dense in $[\alpha, 1]$ ensures that the same inequality (with ϵ replaced by, say, 2ϵ) will hold for all $t \in [\alpha, 1]$. The details are easy and are left to the reader. \square

Proof of (10). It is now easy to derive (10) from (16). The idea is that the relation between t and m in (15) can be inverted, expressing the m th point $(b_{T_{n-1},\alpha}(m), m)$ of the bumping route as $\Phi_{n,\alpha}(t(m))$ where $t(m)$ is the minimal value $t \geq \alpha$ for which the y -coordinate of $\Phi_{n,\alpha}(t)$ is equal to m . (Note that $t(\cdot)$ also depends on n and α , but for convenience we leave this dependence implicit in our notation.) Expressing (16) in terms of $t(m)$ gives the convergence in probability

$$\max_{1 \leq m \leq k_{T_{n-1},\alpha}} \left\| \frac{(b_{T_{n-1},\alpha}(m), m)}{\sqrt{n}} - (x_\alpha(t(m)), y_\alpha(t(m))) \right\| \xrightarrow[n \rightarrow \infty]{\mathbb{P}} 0,$$

which can be broken down into two separate convergence relations,

$$(21) \quad \max_{1 \leq m \leq k_{T_{n-1},\alpha}} \left| y_\alpha(t(m)) - \frac{m}{\sqrt{n}} \right| \xrightarrow[n \rightarrow \infty]{\mathbb{P}} 0,$$

$$(22) \quad \max_{1 \leq m \leq k_{T_{n-1},\alpha}} \left| \frac{b_{T_{n-1},\alpha}(m)}{\sqrt{n}} - x_\alpha(t(m)) \right| \xrightarrow[n \rightarrow \infty]{\mathbb{P}} 0.$$

Now observe that $z \mapsto y_\alpha^{-1}(z \wedge \kappa(\alpha))$ is a continuous function on $[0, 2\kappa(\alpha)]$. Combining this with (21) and the fact that (by (9)) $k_{T_{n-1},\alpha}/\sqrt{n} \leq 2\kappa(\alpha)$ with asymptotically high probability, we see that

$$\max_{1 \leq m \leq k_{T_{n-1},\alpha}} \left| t(m) - y_\alpha^{-1} \left(\frac{m}{\sqrt{n}} \wedge \kappa(\alpha) \right) \right| \xrightarrow[n \rightarrow \infty]{\mathbb{P}} 0.$$

Finally, this relation, together with (22) and the fact that $x_\alpha(\cdot)$ is continuous, implies that

$$\max_{1 \leq m \leq k_{T_{n-1}, \alpha}} \left| \frac{b_{T_{n-1}, \alpha}(m)}{\sqrt{n}} - x_\alpha \left(y_\alpha^{-1} \left(\frac{m}{\sqrt{n}} \wedge \kappa(\alpha) \right) \right) \right| \xrightarrow[n \rightarrow \infty]{\mathbb{P}} 0,$$

which is exactly (10). □

ACKNOWLEDGMENTS

P.Š.'s research has been supported by a grant number SN 101/1-1 from *Deutsche Forschungsgemeinschaft*. Dan Romik's work was supported by the National Science Foundation under grant DMS-0955584 and by grant #228524 from the Simons Foundation.

REFERENCES

- [Ful97] W. Fulton. *Young Tableaux: With Applications to Representation theory and Geometry*, volume 35 of *London Mathematical Society Student Texts*. Cambridge University Press, Cambridge, 1997.
- [Knu98] D. E. Knuth. *The Art of Computer Science, Vol. 3: Sorting and Searching, 2nd Ed.* Addison-Wesley, 1998.
- [LS77] B. F. Logan and L. A. Shepp. A variational problem for random Young tableaux. *Adv. Math.*, 26(2):206–222, 1977.
- [Rom13] D. Romik. The surprising mathematics of longest increasing subsequences. Book draft (Version 1.0), available at <http://www.math.ucdavis.edu/~romik/lisbook/>, 2013.
- [RŠ11] D. Romik and P. Śniady. Jeu de taquin dynamics on infinite Young tableaux and second class particles. 2011. Preprint arXiv:1111.0575.
- [Sta99] R. P. Stanley. *Enumerative combinatorics. Vol. 2*, volume 62 of *Cambridge Studies in Advanced Mathematics*. Cambridge University Press, Cambridge, 1999.
- [VK77] A. M. Vershik and S. V. Kerov. Asymptotics of the Plancherel measure of the symmetric group and the limit form of Young tableaux. *Soviet Math. Dokl.*, 18:527–531, 1977.
- [VK85] A. M. Vershik and S. V. Kerov. Asymptotic of the largest and the typical dimensions of irreducible representations of a symmetric group. *Functional Anal. Appl.*, 19(1):21–31, 1985.

DEPARTMENT OF MATHEMATICS, UNIVERSITY OF CALIFORNIA, DAVIS, ONE
SHIELDS AVENUE, DAVIS, CA 95616, USA

E-mail address: romik@math.ucdavis.edu

ZENTRUM MATHEMATIK, M5, TECHNISCHE UNIVERSITÄT MÜNCHEN,
BOLTZMANNSTRASSE 3, 85748 GARCHING, GERMANY

INSTYTUT MATEMATYCZNY, POLSKA AKADEMIA NAUK,
UL. ŚNIADECKICH 8, 00-956 WARSZAWA, POLAND

INSTYTUT MATEMATYCZNY, UNIwersytet Wrocławski, PL. GRUNWALDZKI 2/4,
50-384 WROCLAW, POLAND

E-mail address: piotr.sniady@tum.de, piotr.sniady@math.uni.wroc.pl