

MAC Capacity Under Distributed Scheduling of Multiple Users and Linear Decorrelation

Joseph Kampeas, Asaf Cohen and Omer Gurewitz
Department of Communication Systems Engineering
Ben-Gurion University of the Negev
Beer-Sheva, 84105, Israel
Email: {kampeas,coasaf,gurewitz}@bgu.ac.il

Abstract

Consider the problem of a Multiple-Input Multiple-Output (MIMO) Multiple-Access Channel (MAC) at the limit of large number of users. Clearly, in practical scenarios, only a small subset of the users can be scheduled to utilize the channel simultaneously. Thus, a problem of user selection arises. However, since solutions which collect Channel State Information (CSI) from all users and decide on the best subset to transmit in each slot do not scale when the number of users is large, distributed algorithms for user selection are advantageous.

In this paper, we suggest a distributed user selection algorithm, which selects a group of users to transmit without coordinating between all users and without all users sending CSI to the base station. This threshold-based algorithm is analyzed, and its expected capacity in the limit of large number of users is investigated. It is shown that for large number of users it achieves the same scaling laws as the optimal centralized scheme. Multi-stage distributed schemes are also considered.

1 Introduction

Wireless access networks are the typical last-mile networks connecting multiple users to a high speed backbone. In these networks, a base station (BS)

serves a large group of users. Traditionally, either the time or the frequency were divided to ensure users do not interfere with each other. Modern coding techniques, however, allow for multiple users to either transmit or receive simultaneously, and be decoded successfully using the appropriate Multiple Access Channel (MAC) codes or Broadcast Channel (BC) codes, respectively.

Nevertheless, consider a BS serving a very large number of users. In practical scenarios, not all users can be served simultaneously, and the problem of user selection or scheduling arises. In the downlink setting, where a BS transmits to a group of users, it is common to assume Channel State Information (CSI) is available at the BS, hence intelligent user selection can be employed. E.g., the BS can select a subset of the users with both strong channel norms (high SNR) and relatively orthogonal directions (to avoid interference). See Subsection 1.1 for a literature survey. Such a selection can exploit the *multi-user diversity* inherent in such channels.

In the uplink setting, however, since the users transmit to the BS, it is highly desirable to avoid the process of collecting all information at the BS beforehand, and notifying the users which should transmit. This process is prohibitively complex when the number of users is very large. As a result, distributed algorithms for selecting the appropriate group of users are desirable. This way, there is hope to harness the benefits of multi-user diversity without the need to collect CSI from all users.

Main Contribution

In this paper, we consider a Multiple Input Multiple Output (MIMO) MAC channel with r receiving antennas and $K \gg r$ users. We suggest distributed algorithms for selecting a group of users to transmit in each slot. In the first, a threshold value for the norm of the channel vector is set, and only users above the threshold transmit. Hence, there is no need to collect CSI from all users. Nor is any cooperation required. In the second, an iterative process is suggested, where *multiple thresholds* are set on the norms of the *projections of the channel vectors* on the spaces of previously selected users. In this case, CSI is shared, but *only among the selected group*. An analysis of the resulting system capacity in the limit of large K and the respective scaling laws are given. The simple threshold based algorithm is shown to achieve the optimal scaling law. Thus, the benefit compared to traditional techniques is demonstrated both analytically and via simulation results.

1.1 Related Work

The essence of multi-user diversity was introduced in [1], where selecting the strongest user in each time slot was first suggested. The work was followed by numerous scheduling algorithms for various scenarios. We list here only the most relevant.

In [2], the authors considered the impact of multi-user diversity on the MIMO downlink channel (BC). Assuming channel state information at the BS, the authors used order statistics to evaluate the effective SNR when scheduling the strongest user in each slot. However, *only one user was scheduled* in each slot, and the results were given in terms of the K -fold statistics, without an extreme value analysis for large K .

In [3], a similar downlink model was considered, however, when users are scheduled simultaneously. The authors considered Zero-Forcing Beamforming (ZFBF), and suggest a greedy algorithm to schedule the strongest and most orthogonal users. Additional scheduling algorithms for downlink communication were given in [4, 5, 6, 7]. In fact, in the downlink scenario, it was showed later that ZFBF and optimal user selection can indeed achieve the Dirty Paper Coding (DPC) region [8], and is hence optimal in the Gaussian case [9]. Additional surveys and scaling laws can be found in [10, 11, 12].

A closely related scheme, yet still for the downlink model, was suggested in [13]. Using Block Diagonalization (BD), a capacity-based greedy algorithm was suggested, in which first the strongest user is scheduled, and then additional users are added, one by one, based on their marginal contribution to the total capacity. In the same context, [14] considered the special case of two transmit antennas and one receive antenna per user, and showed that a greedy, two-stage algorithm, which first selects the strongest user and then the second to form the best pair is asymptotically optimal. In this paper, we suggest a single-stage algorithm for the uplink scenario, and, in addition, analyze its sum capacity in the limit of large number of users and give the resulting scaling laws. In the context of heterogeneous users, [15] proposed a scheduling scheme which selects a small subset of the users with favorable channel characteristics.

The above works focus on the downlink setting. In this scenario, it is reasonable to assume that at least some information is available at the BS, and a centralized decision can be made. In the uplink (MAC) model, however, if one wishes to select a group of users without centralized processing at the BS, distributed algorithms are required.

In [16, 17], a decentralized MAC protocol for Orthogonal Frequency Division Multiple Access (OFDMA) channels was suggested. In this scheme, each user estimates the channel gain and compares it to a threshold. Only above-threshold users can transmit. [18] extended the scheme to a multi-channel setup, where each user competes on m channels. Recently, the authors proposed a Point Process approximation which facilitates the analysis of various distributed threshold-based scheduling algorithms in the non-homogeneous scenario [19, 20]. The work in [19], however, assumes only a single user can be successfully decoded in each time slot. A key contribution in this paper is the non-trivial extension of the work in [19] to truly multiple-access protocols, where several users transmit simultaneously and should be decoded successfully, and the question is how to distributively select a good subset of users to transmit. For example, a closely related work is [21]. Therein, various decoding procedures were discussed, and the corresponding best user selection *for the uplink setting* was given. However, while reinforcing the necessity of proper user selection, the work in [21] considered only the scenario where *one user* can access the radio channel at a given time.

As for more complex topologies, spatial diversity in the context of multiple relays was considered in [22]. Therein, communication between a source and a destination is done through a group of relays. However, unlike conventional relay schemes, only the relays with the *strongest received signal* decode the message and cooperate via space time coding to successfully relay it to the destination. An asymptotically optimal scheme for multiple base stations (with joint optimization) was given in [23].

Extreme Value Theory (EVT) is a key tool in proving capacity results under scheduling and multi-user diversity. In [24], the authors suggested a sub-carrier assignment algorithm, and used order statistics to derive an expression for the resulting link outage probability. In [25], the authors used EVT to derive the scaling laws for scheduling systems using beamforming and linear combining. [26] analyzed the scaling laws of base station scheduling, and showed that by scheduling the strongest among K stations one can gain a factor of $O(\sqrt{2 \log K})$ in the expected capacity (compared to random or Round-Robin scheduling).

2 Preliminaries

2.1 System Model

Throughout this paper, random variables are denoted in bold. We consider a multiple-access model with K users, each with a single transmit antenna. The BS is equipped with r receiving antennas. When k users utilize the channel simultaneously, the received signal at the base station can be describes as:

$$\mathbf{y} = \sum_{i=1}^k \mathbf{h}_i \mathbf{x}_i + \mathbf{w}, \quad (1)$$

where $\mathbf{x}_i \in \mathbb{C}$ is the transmitted signal (scalar). \mathbf{x}_i is constrained in its total power to P , i.e., $E[\mathbf{x}_i^\dagger \mathbf{x}_i] \leq P$. However, in most cases, we will assume a *constant* power constraint P . $\mathbf{w} \in \mathbb{C}^r$ denotes the uncorrelated Gaussian noise. $\mathbf{h}_i \in \mathbb{C}^{r \times 1}$ is a complex random Gaussian channel vector. When all users are identically and independently distributed, it is common to assume the entries of \mathbf{h}_i have mean zero and variance $1/2$ imaginary and real parts for all users. We assume that the channel is memoryless, that is, for each channel use (slot), independent realizations of $\{\mathbf{h}_i\}_{i=1}^K$ are drawn. Furthermore, we assume full CSI is available at the transmitter. That is, \mathbf{h}_i is known to the i th user. This can be accomplished by sending a pilot signal form each of the r antennas at the base station.

2.2 Capacity and Multi-User Diversity Via EVT

The capacity obtained by letting an arbitrary user i utilize the channel is given by $C = \log(1 + P\|\mathbf{h}_i\|^2)$. However, as mentioned, it is beneficial to schedule the strongest user in each slot. Denote by $\mathbf{h}_{(1)}$ the received channel vector with the largest norm. Scheduling the strongest user clearly results in $C = \log(1 + P\|\mathbf{h}_{(1)}\|^2)$, while letting a *group of r orthogonal users*, with the largest channel gains to utilize an uplink channel, results in a sum-rate that has the following upper bound:

$$C \leq r \log(1 + P\|\mathbf{h}_{(1)}\|^2).$$

Remark. For the downlink channel, the sum-rate upper bound has the form [15]

$$C \leq r \log\left(1 + \frac{P}{r}\|\mathbf{h}_{(1)}\|^2\right).$$

The difference between the uplink to the downlink originates in the power constraint applied to the transmitter. That is, in the downstream, when transmitting to a group of receivers, each receiver gets a share of the available power, while in the upstream, there is a group of transmitters that transmit to a single receiver. It should be noted that usually the power constraint P for the downlink and uplink are not equal, since the base station has a strong and steady power supply, whereas the user has a limited battery power supply.

As the sum rate is mainly influenced by the channel vectors' gains and directions, our goal is to explore this behavior for large number of users. Specifically, we first wish to explore the behavior of the maximal gain. Since the entries of \mathbf{h} are complex Gaussian, the channel's gain follows a χ^2 -distribution (Chi-squared distribution) with $2r$ degrees of freedom, denoted χ_{2r}^2 . We utilize the following EVT theorem.

Theorem 1 ([27, 28, 29]). *Let $\mathbf{x}_1, \dots, \mathbf{x}_n$ be a sequence of i.i.d. random variables with distribution $F(x)$, and let $\mathbf{M}_n = \max(\mathbf{x}_1, \dots, \mathbf{x}_n)$. If there exists a sequence of normalizing constants $a_n > 0$ and b_n such that as $n \rightarrow \infty$,*

$$\Pr(\mathbf{M}_n \leq a_n x + b_n) \xrightarrow{i.d.} G(x)$$

for some non-degenerate distribution G , then G is of the generalized extreme value (GEV) distribution type

$$G(x) = \exp \left\{ -(1 + \xi x)^{-1/\xi} \right\}$$

and we say that $F(x)$ is in the domain of attraction of G , where ξ is the shape parameter, determined by the ancestor distribution $F(x)$.

The normalizing constants and the shape parameter of the GEV can be obtained as follows. Let $h(x)$ be the reciprocal hazard function

$$h(x) = \frac{1 - F(x)}{f(x)} \text{ for } x_F \leq x \leq x^F,$$

where $x_F = \inf\{x : F(x) > 0\}$ and $x^F = \sup\{x : F(x) < 1\}$ are the lower and upper endpoints of the ancestor distribution, respectively. The shape parameter ξ is obtained as the following limit [27, 28]:

$$\xi = \lim_{x \rightarrow x^F} \frac{d}{dx} h(x).$$

When $\{\mathbf{x}_n\}$ is a sequence of i.i.d. χ_{2r}^2 variables, the asymptotic distribution of \mathbf{M}_n is a Gumbel distribution [29, pp. 156]. Specifically,

$$\Pr(\mathbf{M}_n \leq a_n x + b_n) \longrightarrow e^{-e^{-x}},$$

where

$$a_n = 2, \tag{2}$$

$$b_n = 2(\log n + (r - 1) \log \log n - \Gamma(r)) + o(1). \tag{3}$$

However, for i.i.d. χ_{2r}^2 random variables, the convergence of the maxima to the Gumbel distribution using the above normalizing constants is quite slow. That is, the approximation of the maximal value will not be tight for moderate values of $r, n \in \mathbb{N}$. Hence, a more appropriate set of normalizing constants for the χ_{2r}^2 distribution, which takes into account both r and n should be derived. Letting b_n to be the $1 - 1/n$ quantile, i.e., $1 - F_{\chi^2}(b_n) = 1/n$, and choosing $a_n = h(b_n)$ [27, 28], we have the following.

Claim 1. *For the χ_{2r}^2 -distribution, the following normalizing constants apply.*

$$a_{\{n,r\}} = \frac{2}{n} \Gamma(r) \exp \left\{ Q^{-1} \left(r, \frac{1}{n} \right) \right\} Q^{-1} \left(r, \frac{1}{n} \right)^{1-r} \tag{4}$$

$$b_{\{n,r\}} = 2Q^{-1} \left(r, \frac{1}{n} \right) + o(a_{\{n,r\}}), \tag{5}$$

where $\Gamma(r)$ is the Gamma function and $Q^{-1} \left(r, \frac{1}{n} \right)$ is the inverse of the regularized upper incomplete gamma function.

Proof. The χ^2 distribution is a special case of the gamma distribution. I.e., if $\mathbf{x} \sim \chi_{2r}^2$ then $\mathbf{x} \sim \Gamma(r, \beta = 2)$, where $\Gamma(r, \beta = 2)$ is the Gamma distribution with shape parameter r and rate parameter β . Accordingly, for the $b_{\{n,r\}}$ constant we consider the $1 - 1/n$ quantile of the Gamma distribution, which can be obtained by using the inverse of the regularized upper incomplete gamma function. In particular, $b_{\{n,r\}} = \beta Q^{-1} \left(r, \frac{1}{n} \right)$ yields the $1 - 1/n$ quantile of the Gamma distribution. To attain the $a_{\{n,r\}}$ constant, let us examine the hazard function $h(x)$ of the Gamma distribution.

$$\begin{aligned} h(x/\beta) &= \frac{1 - F_{\Gamma}(x/\beta)}{f_{\Gamma}(x/\beta)} \\ &= \beta e^{x/\beta} (x/\beta)^{1-r} \Gamma(r) (1 - F_{\Gamma}(x/\beta)). \end{aligned}$$

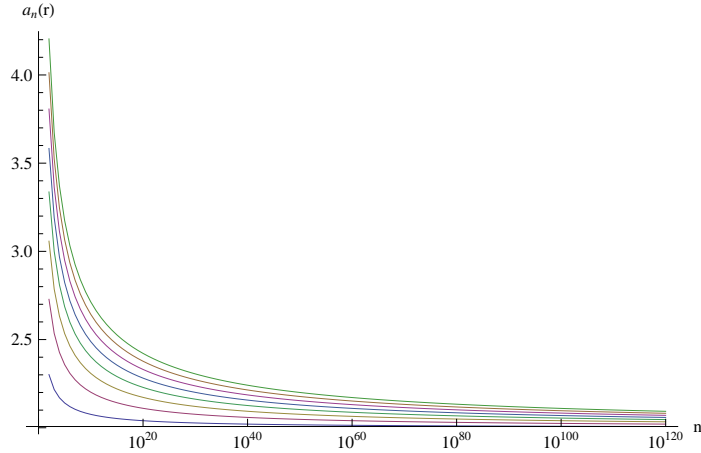


Figure 1: Convergence of the normalizing constant $a_{\{n,r\}}$ for $r = \{2i\}_{i=1}^8$ receiving antennas to the limit $a_n = 2$.

Accordingly, for $x = b_{\{n,r\}}$ we obtain,

$$\begin{aligned} a_{\{n,r\}} &= h(b_{\{n,r\}}/\beta) \\ &= \frac{\beta}{n} \Gamma(r) \exp \left\{ Q^{-1} \left(r, \frac{1}{n} \right) \right\} Q^{-1} \left(r, \frac{1}{n} \right)^{1-r}. \end{aligned}$$

□

In Figure 1 we see the value of the normalizing constant $a_{\{n,r\}}$ for several values of receiving antennas r . This also depicts the rate of convergence of $a_{\{n,r\}}$ to the a_n given in (2).

In Figure 2 we see a tight convergence of the χ^2 -distribution, for several values of receiving antennas r , to the limit Gumbel distribution when using the normalizing constants $a_{\{n,r\}}$, $b_{\{n,r\}}$ given in (4) and (5), respectively.

2.3 Linear Decorrelation

In this paper, we center our attention on linear decoding at the BS. Specifically, focusing on the signal received from the j th user, rewrite (1) as:

$$\mathbf{y} = \mathbf{h}_j \mathbf{x}_j + \sum_{i \neq j}^k \mathbf{h}_i \mathbf{x}_i + \mathbf{w}.$$

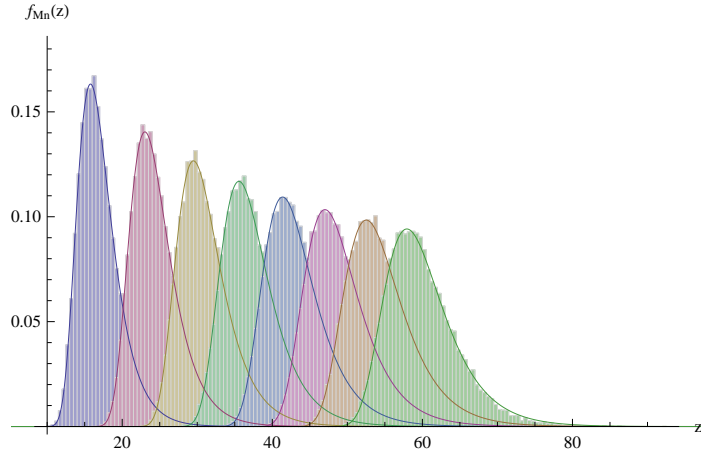


Figure 2: Bars are simulation results, while the solid lines depicts the analytical results of the max norm distribution with $\{4r\}_{r=1}^8$ degrees of freedom respectively, for $K = 300$ users.

Let \mathbf{V}_j be a unitary matrix representing the null space of the subspace spanned by $\{\mathbf{h}_i\}_{i \neq j}$. Since the entries of the channel vectors are i.i.d., when k users transmit the subspace spanned by the vectors $\{\mathbf{h}_i\}_{i \neq j}$ has rank $k - 1$ with probability one [30, Chapter 8]. Thus, to decode, the receiver projects the received vector \mathbf{y} on the subspace spanned by \mathbf{V}_j , and nulls the inter-stream interference successfully (i.e., Zero-Forcing receiver). Finally, the signal of user j can be demodulated using a matched filter (i.e., maximal ratio combiner). The algorithm is thus as follows.

ZERO-FORCING($\{\mathbf{h}_j\}_{j=1}^k$)

- 1 **for** $j \leftarrow 1$ **to** k
- 2 **do** $\tilde{\mathbf{H}} \leftarrow [\mathbf{h}_1 \cdots \mathbf{h}_{j-1} \mathbf{h}_{j+1} \cdots \mathbf{h}_k]$
- 3 $\mathbf{V}_j \leftarrow \text{nullspace}(\tilde{\mathbf{H}})$
- 4 $s_j \leftarrow \mathbf{V}_j \mathbf{y} = \mathbf{V}_j \mathbf{h}_j \mathbf{x}_j + \mathbf{V}_j \mathbf{w}$

Note that a full degrees-of-freedom gain is attained when r users transmit. In this case, $\dim(\mathbf{V}_j) = 1$, and $\|\mathbf{V}_j \mathbf{h}_j\|^2 \sim \chi_2^2$, e.g., [30]. Accordingly, from this point on, we aim at algorithms which select at most r users (of the available K) in each time slot. As mentioned, since we focus on the scenario in which $K \gg r$, the set of selected users has a crucial affect on the system capacity. Optimally, a BS would receive CSI from all users, and schedule

the r best users for transmission. Under the linear decorrelation above, the resulting expected capacity is

$$\max_{\mathcal{I} \subset \{1, \dots, K\}, |\mathcal{I}|=r} \sum_{i \in \mathcal{I}} E \log (1 + P \|\mathbf{V}_i \mathbf{h}_i\|^2)$$

However, we wish to avoid the overhead and complexity of such a centralized process, and select a group of users, approximating the optimal selection, distributively.

3 A Distributed Algorithm

A common approach to select a single user distributively, is a threshold-based procedure, in which a capacity threshold is set, and only user who exceeds it transmits ([19, 16]). Of course, the events in which non of the users or several users exceed the threshold should be taken into account. In this paper, however, we wish to select a group of users, and analyze the resulting capacity.

At the heart of the algorithms we suggest herein, stands a similar threshold-based procedure. However, the challenge is twofold. First, in selecting a threshold such that a favorable *group of users* exceed it. Second, in analyzing the results under the decorrelation procedure and at the limit of large K . We suggest two distributed algorithms. In the first, described in this section, a single threshold is utilized when decoding is done using linear decorrelation. In the second, described in Section 4, we offer a *set of thresholds* to match the Successive Interference Cancellation (SIC) procedure.

Given the number of users K , we set a threshold u_k on the norm $\|\mathbf{h}\|^2$, such that $k \leq r$ strongest users exceed it on average. In each slot, each user estimates its channel's norm. A user with a norm greater than the threshold, transmits. We assume the transmission includes the channel vector as a low-rate preamble so the BS has the CSI *of the transmitting users*. The algorithm for user i is summarized as follows.

```

CHANNEL-ACCESS( $\mathbf{h}_i, u_k$ )
1  if  $\|\mathbf{h}_i\|^2 > u_k$ 
2    then transmit
3    else keep silent

```

Proposition 1. For sufficiently large K , the expected system capacity of Algorithm CHANNEL-ACCESS with ZF decoding is given by

$$EC(u_k) = \sum_{j=1}^r \frac{k^j e^{-k}}{j!} \sum_{i=1}^j E \left[\log \left(1 + P \|\mathbf{V}_i \mathbf{h}_i\|^2 \right) \middle| \|\mathbf{h}_i\|^2 > u_k \right] + O(1/K),$$

where k , to be optimized, is the expected number of users to exceed the threshold u_k , the $\{\mathbf{h}_i\}_{i=1}^{j \leq r}$ are the channel vectors of the users who exceeded the threshold and $\{\mathbf{V}_i\}_{i=1}^{j \leq r}$ are the corresponding null spaces.

Proof. According to the law of total probability, the expected capacity in a slot is determined by the number of users who exceed the threshold and the capacity each user sees, given that it exceeded the threshold. However, if more than r users are transmitting in a slot, then the receiver can not successfully null the inter-stream interference. Thus, in this case we say that a collision occurred, and the capacity in that slot is zero. Hence, the expected capacity do has the form:

$$\sum_{j=1}^r \Pr\{j \text{ users exceed}\} \sum_{i=1}^j E [C_i | \|\mathbf{h}_i\|^2 > u_k].$$

When the users are i.i.d., then the probability of j threshold exceedances follows the binomial distribution with probability $p = k/K$ to exceed the threshold. Since we consider large K and small values of k , then the number of users to exceed threshold can be approximated by the Poisson distribution with an approximation error in the order of $1/K$. \square

To ease notation, the approximation error is omitted from now on.

Note that the receiver cannot recover more than r data streams. That is, if more than r streams are sent to the receiver simultaneously, then some redundant stream might demolish the other data streams. Hence, if more than r users begin transmission then we assume a collision occurs and the whole slot is lost. Similarly, since users act independently, a slot might be idle, if no user exceeded the threshold. Thus, we say that a slot is utilized if at least one user, but no more than r users, are transmitting. Note, however, that for each r , the effective SNR seen by the users who exceeded the threshold is different, as the dimension of \mathbf{V}_i is $r - j + 1$. The complete proof is given in Section 5.

To evaluate the result in Proposition 1, the behavior of $\|\mathbf{V}_i \mathbf{h}_i\|^2$ should be understood, especially considering the fact that the number of users exceeding the threshold is random. To this end, the following upper and lower bounds are useful. These bounds will be the basis for the scaling laws we derive.

Lemma 1. *The expected system capacity of Algorithm CHANNEL-ACCESS with ZF decoding satisfies the following upper bound.*

$$EC(u_k) \leq \sum_{j=1}^r \frac{k^j e^{-k}}{j!} j \log \left(1 + \frac{P}{r} (r-j+1)(u_k + a_{\{K,r\}}) \right),$$

where $a_{\{K,r\}}$ is given by (4) and u_k is the threshold set such that k users exceed it on average.

Proof. By Jensen inequality,

$$\begin{aligned} EC(u_k) &= \sum_{j=1}^r \frac{k^j e^{-k}}{j!} \sum_{i=1}^j E \left[\log \left(1 + P \|\mathbf{V}_i \mathbf{h}_i\|^2 \right) \middle| \|\mathbf{h}_i\|^2 > u_k \right] \\ &\leq \sum_{j=1}^r \frac{k^j e^{-k}}{j!} \sum_{i=1}^j \log \left(1 + PE \left[\|\mathbf{V}_i \mathbf{h}_i\|^2 \middle| \|\mathbf{h}_i\|^2 > u_k \right] \right). \quad (6) \end{aligned}$$

Consider the norm $\|\mathbf{V}_i \mathbf{h}_i\|^2$, where \mathbf{V}_i has $r-j+1$ columns. Denoting by $\mathbf{V}_i^{(m)}$ the m th column of \mathbf{V}_i , we have

$$\begin{aligned} E[\|\mathbf{V}_i \mathbf{h}_i\|^2 \mid \|\mathbf{h}_i\|^2 > u_k] &= E \left[\sum_{m=1}^{r-j+1} \langle \mathbf{V}_i^{(m)}, \mathbf{h}_i \rangle^2 \middle| \|\mathbf{h}_i\|^2 > u_k \right] \\ &\stackrel{(a)}{=} \sum_{m=1}^{r-j+1} E \left[\|\mathbf{h}_i\|^2 \frac{\langle \mathbf{V}_i^{(m)}, \mathbf{h}_i \rangle^2}{\|\mathbf{h}_i\|^2 \|\mathbf{V}_i^{(m)}\|^2} \middle| \|\mathbf{h}_i\|^2 > u_k \right] \\ &\stackrel{(b)}{=} E[\|\mathbf{h}_i\|^2 \mid \|\mathbf{h}_i\|^2 > u_k] \sum_{m=1}^{r-j+1} E \left[\frac{\langle \mathbf{V}_i^{(m)}, \mathbf{h}_i \rangle^2}{\|\mathbf{h}_i\|^2 \|\mathbf{V}_i^{(m)}\|^2} \right] \\ &\stackrel{(c)}{=} E[\|\mathbf{h}_i\|^2 \mid \|\mathbf{h}_i\|^2 > u_k] (r-j+1) \int_0^1 (1-\alpha)^{r-1} d\alpha \\ &\stackrel{(d)}{=} (u_k + a_K)(r-j+1) \frac{1}{r}. \end{aligned}$$

In the above chain of equalities, (a) is since $\|\mathbf{V}_i^{(m)}\|^2 = 1$. (b) is since \mathbf{h}_i is a random i.i.d. complex normal vector, and $\frac{\langle \mathbf{V}_i^{(m)}, \mathbf{h}_i \rangle^2}{\|\mathbf{h}_i\|^2 \|\mathbf{V}_i^{(m)}\|^2}$ is its angle from $\mathbf{V}_i^{(m)}$, a vector in the null space of $\{\mathbf{h}_l\}_{l \neq i}$. Since these vectors are independent of \mathbf{h}_i , this angle is independent of the norm of \mathbf{h}_i . (c) is since the distributions of the norms and angles are independent of m , and since, by [14, Lemma 3.2], the angle has the same distribution as the minimum of $r - 1$ independent uniform $[0, 1]$ random variables (i.e., with CDF $1 - (1 - \alpha)^{r-1}$, $0 \leq \alpha \leq 1$). (d) is the result of computing the expected norm of an i.i.d. complex normal random vector, *given that it is above a threshold which is exceeded by only k out of K norms on average*. The details are in Corollary 1, Section 5.

Substituting in (6), we have

$$\begin{aligned} EC(u_k) &\leq \sum_{j=1}^r \frac{k^j e^{-k}}{j!} \sum_{i=1}^j \log \left(1 + \frac{P}{r} (u_k + a_{\{K,r\}})(r - j + 1) \right) \\ &\leq \sum_{j=1}^r \frac{k^j e^{-k}}{j!} j \log \left(1 + \frac{P}{r} (u_k + a_K)(r - j + 1) \right), \end{aligned}$$

which completes the proof. \square

The bound in Lemma 1, while not giving the exact capacity, still depicts the essence of the system behavior. Set a threshold such that k out of the K users exceed it on average. This means the average exceedance rate is k , and indeed the expression $\frac{k^j e^{-k}}{j!}$ in the sum over j gives the probability for exactly j users exceeding.

Remark. Note, however, that in practice it is beneficial to choose k slightly smaller than the number of antennas r . This is since if less than r users exceed, the SNR seen by each user is only larger, yet if more than r users exceed, the slot is lost.

Each of the j users, under zero forcing, experiences a single user channel, with its power P scaled according to two factors: (i) a multiplication by $(u_k + a_K)$, as this is the average norm of its channel vector, where u_k is the threshold exceeded, and a_K is the average distance *above* the threshold. (ii) a multiplication by $\frac{r-j+1}{r}$, as in case only $j < r$ users exceeded the threshold, the zero forcing algorithm does not have to cancel $r-1$ users, only $j-1$, hence the null space has a larger dimension, yet the number of receive antennas is r . Indeed, as it turns out in the simulation results, the bound in Lemma 1 is

tight even for relatively small number of antennas and users, and, moreover, gives the exact scaling law.

Remark. Note that if less than r users exceed, then a higher SNR can be attained at the receiver. However, in order to achieve the capacity in this case, a user must know how many users exceeded along, so it can exploit the high SNR for e.g., higher transmission rate. Hence, we require that the number of users that actually exceeded the threshold will be announced.

Let us derive a corresponding lower bound.

Lemma 2. *The expected system capacity of Algorithm CHANNEL-ACCESS with ZF decoding satisfies the following lower bound.*

$$EC(u_k) \geq \left(\sum_{j=1}^r \frac{k^j e^{-k}}{j!} j \right) (r-1) \int_0^1 (1-\alpha)^{r-2} \log(1+Pu_k\alpha) d\alpha,$$

where u_k is a threshold set such that k users exceed it on average.

Proof. Following the derivations of the upper bound, we have

$$\begin{aligned} EC(u_k) &= \sum_{j=1}^r \frac{k^j e^{-k}}{j!} \sum_{i=1}^j E \left[\log \left(1 + P \sum_{m=1}^{r-j+1} \|\mathbf{h}_i\|^2 \frac{\langle \mathbf{V}_i^{(m)}, \mathbf{h}_i \rangle^2}{\|\mathbf{h}_i\|^2 \|\mathbf{V}_i^{(m)}\|^2} \right) \middle| \|\mathbf{h}_i\|^2 > u_k \right] \\ &\stackrel{(a)}{\geq} \sum_{j=1}^r \frac{k^j e^{-k}}{j!} \sum_{i=1}^j E \log \left(1 + Pu_k \sum_{m=1}^{r-j+1} \frac{\langle \mathbf{V}_i^{(m)}, \mathbf{h}_i \rangle^2}{\|\mathbf{h}_i\|^2 \|\mathbf{V}_i^{(m)}\|^2} \right) \\ &\stackrel{(b)}{=} \sum_{j=1}^r \frac{k^j e^{-k}}{j!} j E \log \left(1 + Pu_k \sum_{m=1}^{r-j+1} \frac{\langle \mathbf{V}_{i'}^{(m)}, \mathbf{h}_{i'} \rangle^2}{\|\mathbf{h}_{i'}\|^2 \|\mathbf{V}_{i'}^{(m)}\|^2} \right) \\ &\geq \sum_{j=1}^r \frac{k^j e^{-k}}{j!} j E \log \left(1 + Pu_k \frac{\langle \mathbf{V}_{i'}^{(1)}, \mathbf{h}_{i'} \rangle^2}{\|\mathbf{h}_{i'}\|^2 \|\mathbf{V}_{i'}^{(1)}\|^2} \right) \\ &\stackrel{(c)}{=} \sum_{j=1}^r \frac{k^j e^{-k}}{j!} j \int_0^1 (r-1)(1-\alpha)^{r-2} \log(1+Pu_k\alpha) d\alpha \end{aligned}$$

where (a) is since the norms of *all users participating* are above the threshold u_k ; (b) is since the angles in the inner sum are identically distributed and independent of i , hence an arbitrary $1 \leq i' \leq j$ can be used; (c) is by explicitly computing the expectation over the angle between \mathbf{h}_i and $\mathbf{V}_i^{(1)}$, remembering that it has a density $(r-1)(1-\alpha)^{r-2}$ for $0 \leq \alpha \leq 1$. This completes the proof. \square

The results above lead to the following scaling law, which is the main result in this section. It asserts that the scaling law of $r \log P \log K$ for the sum rate in a multi-user system can in fact *be achieved distributively*, without collecting all channel states from all users and scheduling them in a centralized manner. In other words, the threshold based algorithm suggested selects an optimal *set of users* (asymptotically in the number of users) distributively and without any cooperation.

Theorem 2. *The expected system capacity of Algorithm CHANNEL-ACCESS with ZF decoding scales as $\Theta(r \log(P \log K))$ for large enough number of users K .*

Proof. By Lemma 1,

$$\begin{aligned} EC(u_k) &\leq \sum_{j=1}^r \frac{k^j e^{-k}}{j!} j \log \left(1 + P \frac{(r-j+1)(u_k + a_K)}{r} \right) \\ &\leq \sum_{j=1}^r \frac{k^j e^{-k}}{j!} j \log \left(1 + P(u_k + a_K) \right) \\ &\leq r \log \left(1 + P(u_k + a_K) \right). \end{aligned}$$

On the other hand, consider the lower bound given in Lemma 2. Since k is a parameter to be optimized, the optimum is at least as large as when choosing $k = r$. We have

$$\sum_{j=1}^r \frac{r^j e^{-r}}{j!} j = r \sum_{j=0}^{r-1} \frac{r^j e^{-r}}{j!} j \geq 0.4r,$$

where the last inequality is by evaluating the sum at $r = 2$. Note that larger values of r give only slightly larger values, with a limit of 0.5 as $r \rightarrow \infty$.¹

Now, consider the integral over α in Lemma 2. This integral is a known hypergeometric function (which can be handled in Mathematica), which by an infinite sequence of integration by parts, can be expressed as an infinite series as follows.

$$(r-1) \int_0^1 (1-\alpha)^{r-2} \log(1+Pu\alpha) d\alpha = \frac{ur!}{r} \sum_{i=0}^{\infty} \frac{i!(-u)^i}{(i+r)!}.$$

¹This is the CDF of a Poisson random variable with parameter r , calculated at $r-1$. The limiting behavior can be found in [31].

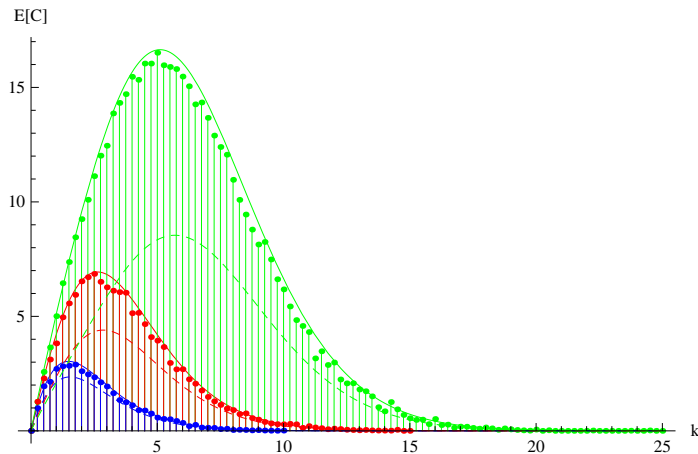


Figure 3: Bars are simulation results, while the solid and dashed lines represent upper and lower bound results respectively. Expected capacity under a single threshold algorithm and $K = 300$. The threshold u_k is set such that k users exceed it on average. Bars are simulation results, while the solid and dashed lines represent the upper and lower bounds, respectively. The green (upper), red (middle) and blue (lower) lobes are for $r = 8, 4$ and 2 receive antennas, respectively. Note that the optimal k is smaller than r .

The resulting expression can be symbolically evaluated for integer values of r (the number of antennas). E.g., for $r = 4$ we have (7) at the top of the next page. As a result, for large u , the integral is approximately $\log u$.

Since we consider the regime of large enough number of users K yet a finite number of antennas r , we have $k = O(1)$ and as a result $u_k = \Theta(\log K)$. In fact, since the distribution of the projected channel gain seen by a user in this decoding scheme is the exponential distribution with rate $1/2$, it can be shown that $u_k = 2(\log K - \log k)$ (we discuss the threshold value in detail in Section 5.1). This gives rise to the $\Theta(r \log(1 + P \log K))$ scaling law.

In Figure 3 we simulate the expected capacity of the threshold-based scheduling scheme, with ZF-receiver and compare the simulation results to the upper and lower capacity bounds given in Lemma 1 and Lemma 2, respectively.

□

$$\begin{aligned}
& (r-1) \int_0^1 (1-\alpha)^{r-2} \log(1+Pu_k\alpha) d\alpha \\
&= \frac{-6u - 15u^2 - 11u^3 + 6\log(1+u) + 18u\log(1+u) + 18u^2\log(1+u) + 6u^3\log(1+u)}{6u^3}.
\end{aligned} \tag{7}$$

4 A SIC-Based Algorithm

In the previous section only a single threshold was used, and a user's data was decoded by projecting the received signal on the null space of the sub-space spanned by the channels of the interfering users. However, the receiver can use SIC [30, Ch.6], using the decoded signal of a previous user to decode the next one (by subtracting it from the received stream). After r iterations, all data streams are decoded. With this in mind, we derive a second, iterative algorithm, to further utilizing the benefits of SIC. At first glance, for large number of users, a set of thresholds $\{u^{(i)}\}$ should be chosen, such that in each iteration only a single user exceeds on average.

```

SIC-CHANNEL-ACCESS()
1   $\tilde{H} \leftarrow \{\}$ 
2   $\mathbf{h}_0 \leftarrow \mathbf{h}$ 
3   $u_{(i)} \leftarrow Q^{-1}(r-i+1, \frac{1}{K})$ 
4  for  $i \leftarrow 1$  to  $r$ 
5      do if  $\|\mathbf{h}_0\|^2 > u^{(i)}$ 
6          then transmit  $\mathbf{h}^{(i)}$ 
7          else receive  $\mathbf{h}_{(i)}^1$   $\tilde{H} \leftarrow \tilde{H} \cup \mathbf{h}_{(i)}^1$ 
8               $\mathbf{V} \leftarrow \text{nullspace}(\tilde{H})$ 
9               $\mathbf{h}_0 = \mathbf{V}\mathbf{h}_0$ 

```

However, even though the thresholds are chosen that way, it is more than likely that in some of the r iterations more than one user, or no user, will exceed the threshold. Specifically, the probability that exactly one user will exceed in an iteration is approximately $1/e$. Yet, if a carrier sense, or collision detection mechanism is available, collisions can be resolved by allocating a few mini-slots devoted to finding the strongest user in each iteration [16,

19]. This gives rise to the following algorithm: After the strongest user is found, it begins its transmission by announcing its channel vector. In the i th iteration, the rest of the users project their channel vector on the orthonormal basis $V_{(i-1)}$, which spans the null space of the channels vectors announced thus far. Now, the user for the i th iteration is the one with the *strongest projection*. The process ends when r users are selected. Note that this involves announcements of the channel vectors only from the $r \ll K$ selected users.

When a user projects its channel on $V_{(i-1)}$, the resulting gain distribution follows the χ^2 -distribution with $2(r - i + 1)$ degrees of freedom. That is, $\|\mathbf{V}_{(i-1)}\mathbf{h}^{(i)}\|^2 \sim \chi_{2(r-i+1)}^2$ [30]. Let $\mathbf{h}^{(i)}$ be the channel of the strongest user in iteration i . Utilizing the EVT for the $\chi_{2(r-i+1)}^2$ -distribution, the gain $\|\mathbf{h}^{(i)}\|^2$ is characterized, and we have the following.

Proposition 2. *For sufficiently large K , the expected system capacity of Algorithm SIC-CHANNEL-ACCESS with ZF-SIC decoding is given by:*

$$C_{av}(\{u^{(i)}\}_{i=1}^r) = \sum_{i=1}^r E [\log(1 + P\|\mathbf{V}_{(i-1)}\mathbf{h}^{(i)}\|^2)],$$

where $\mathbf{h}^{(i)}$ is the channel vector of the strongest user after the i th projection, and $\{\mathbf{V}_{(i-1)}\}_{i=1}^r$ are the corresponding null spaces.

To evaluate the performance of Proposition 2, the distribution of $\|\mathbf{V}_{(i-1)}\mathbf{h}^{(i)}\|^2$ should be examined. The following upper and lower bounds will be the basis for the scaling laws we derive.

Lemma 3. *The expected system capacity of Algorithm SIC-CHANNEL-ACCESS with ZF-SIC decoding satisfies the following upper bound.*

$$C_{av} \leq \sum_{i=1}^r \log(1 + P(b_{\{K,r-i+1\}} + \gamma a_{\{K,r-i+1\}})),$$

where $a_{\{K,r-i+1\}}$, $b_{\{K,r-i+1\}}$ are the normalizing constant given in (4) and (5) respectively, and $\gamma \approx 0.57$ is the Euler Gamma constant.

Proof. By Jensen inequality,

$$\begin{aligned}
C_{av}(\{u^{(i)}\}_{i=1}^r) &= \sum_{i=1}^r E \left[\log \left(1 + P \|\mathbf{V}_{(i-1)} \mathbf{h}^{(i)}\|^2 \right) \right] \\
&\leq \sum_{i=1}^r \log \left(1 + PE \left[\|\mathbf{V}_{(i-1)} \mathbf{h}^{(i)}\|^2 \right] \right).
\end{aligned}$$

Since the norm $\|\mathbf{V}_{(i-1)} \mathbf{h}^{(i)}\|^2$ follows $\chi_{2(r-i+1)}^2$ -distribution, then, by Theorem 1, $\|\mathbf{V}_{(i-1)} \mathbf{h}^{(i)}\|^2$ follows the Gumbel distribution with normalizing constants $a_{\{K, r-i+1\}}, b_{\{K, r-i+1\}}$ given in (4),(5) respectively. Thus, the expected maximal norm has the expected value of the Gumbel distribution. Thus, Lemma 3 follows. \square

Lemma 4. *The expected system capacity of Algorithm SIC-CHANNEL-ACCESS with ZF-SIC decoding satisfies the following lower bound.*

$$C_{av} \geq \sum_{i=1}^r \log(1 + u_{\log K}^{(i)})$$

where $u_{\log K}^{(i)}$ is a threshold such that $\log K$ strongest users exceeds it on average, in iteration i .

Proof. Let us consider the probability that no user exceeds the threshold $u_{\log K}^{(i)}$ on iteration i . This can be expressed as

$$\begin{aligned}
\Pr(\|\mathbf{V}_{(i-1)} \mathbf{h}^{(i)}\|^2 < u_{\log K}^{(i)}) &= \left(1 + \frac{\log K}{K} \right)^K \\
&\rightarrow 1/K
\end{aligned}$$

Hence,

$$\sum_{i=1}^r E \left[\log \left(1 + P \|\mathbf{V}_{(i-1)} \mathbf{h}^{(i)}\|^2 \right) \right] \geq \sum_{i=1}^r \log(1 + u_{\log K}^{(i)}).$$

Thus, Lemma 4 follows. \square

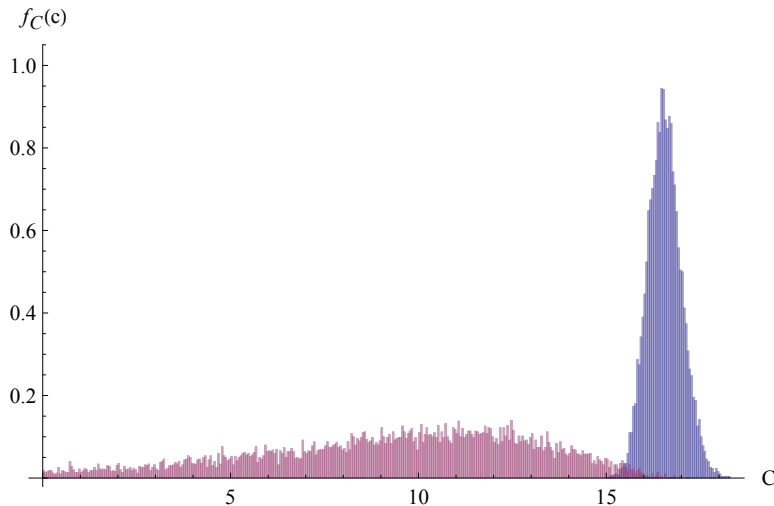


Figure 4: Simulated probability density function of the system capacity, where the receiver equipped with $r = 4$ receiving antennas and there are $K = 300$ users equipped with a single transmitting antenna. The left (pink) lobe depicts the capacity when a group of $r = 4$ users are scheduled, and the receiver demodulate the data streams by null forcing. The right (blue) lobe depicts the capacity when a group of $r = 4$ users are scheduled, and the receiver demodulate the data streams by SIC.

Remark. Note that the SIC scheme achieves the scaling laws of the former linear decorrelation scheme, yet, it also achieves higher power gain, i.e., there is a boot in performance since the effective SNR is increasing in each iteration.

In Figure 4 we compare the capacity distribution, when the receiver using ZF and ZF-SIC to decode the data streams.

In Figure 5 we depict the gain of multi-user scheduling with and without SIC, and compare it to scheduling schemes which schedule a single user at a time.

5 Proofs

The methods discussed in the previous sections are based on a common baseline procedure. First, a threshold is estimated. This threshold is set according to the fraction of users which are required to exceed it on average.

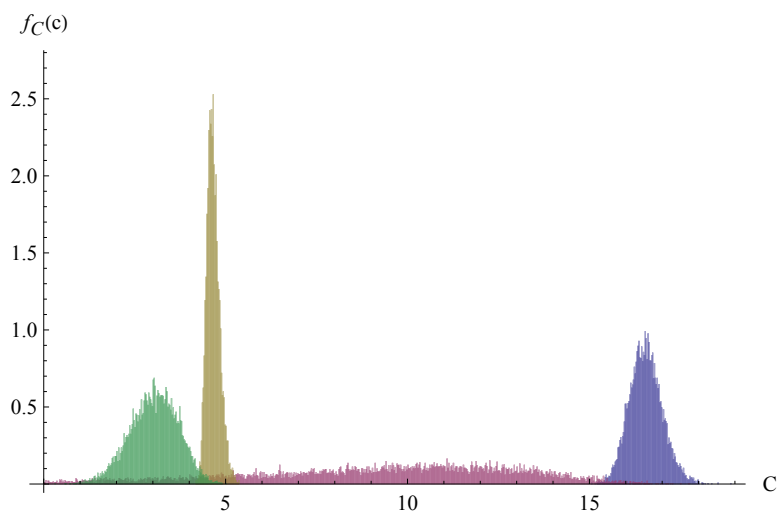


Figure 5: Simulated probability density function of the capacity with $r = 4$ and $K = 300$. Green (left): a single arbitrary user is scheduled (approximately Gaussian). Yellow (second left): the strongest user is scheduled (approximately Gumbel). Pink (second right): a group of 4 strongest users are scheduled, with ZF receiver. Blue (right): a group of 4 users are scheduled, with the suggested multi-threshold algorithm and ZF-SIC receiver.

In this paper, the threshold is set on the channel vector norm, either directly or after projecting it on the null-space of the already chosen users. Then, given that the norm threshold was exceeded, we wish to get a handle on the capacity distribution. Finally, we wish to express the rate at which users exceed the threshold, in order to understand how likely is that a given number of users exceed a certain threshold. In this section, we discuss the following problems directly for the problem at hand.

5.1 Threshold Estimation

Let u_k be a threshold such that only the k users with the strongest channel norm $\|\mathbf{h}_i\|^2$ will exceed it on average. Since $\|\mathbf{h}_i\|^2$ follows a chi-squared distribution $\chi_{2r}^2(x)$ with $2r$ degrees of freedom, u_k can be easily estimated using the Inverse-Gamma function.

Claim 2. *The threshold u_k , such that k out of K users will exceed it on average is*

$$u_k = 2Q^{-1}(r, k/K)$$

Note, however, that Claim 2 does not give any intuition on the actual threshold value, or, more importantly, how it scales with K for fixed k . For this, it is possible to approximate u_k using EVT, similar to [19].

Claim 3. *Set $c = mk$, $m \in \mathbb{N}^+$. The threshold u_k can be approximated as follows.*

$$u_k = b_{\frac{K}{c}} - a_{\frac{K}{c}} \log \left\{ -\log \left(1 - \frac{k}{c} \right) \right\} + o \left(a_{\frac{K}{c}} \right).$$

Proof. We first estimate a threshold \tilde{u}_p . Let $c = mk$, $m \in \mathbb{N}^+$, be a constant number of maximal users, i.e., each has a maximal norm among a randomly selected group of $\frac{K}{c}$ users. We set \tilde{u}_p such that only a fraction p of these c maximal users will exceed.

For large enough K , each of these users experiences a norm $\|\mathbf{h}_i\|^2$ which is distributed according to the *extreme value distribution* discussed earlier for the $\chi_{(2r)}^2$ distribution. Thus, for these users, we estimate the threshold by a simple quantile function,

$$1 - G_0(u_p) = p.$$

For such \tilde{u}_p , we have

$$G(\tilde{u}_p) = \exp \left\{ -e^{-\frac{1}{a_{\frac{K}{c}}} \left(u_p - b_{\frac{K}{c}} \right)} \right\} = 1 - p$$

and we obtain

$$\tilde{u}_p = b_{\frac{K}{c}} - a_{\frac{K}{c}} \log \{-\log(1 - p)\}.$$

We now set $u_k = \tilde{u}_{\frac{k}{c}}$. □

Note that no matter which normalizing constants a_n and b_n are used, either according to (2) and (3), or the ones derived in this work for different values of r (to allow faster convergence to the EVD), i.e., (4) and (5), in both cases we have, if $k = O(1)$, $u_k = O(\log K)$. This is crucial for the $r \log \log K$ scaling law.

5.2 Threshold Arrival Rate and the Capacity Tail Distribution

Once a threshold is set, it is important to evaluate both the distribution of the number of users which exceed it as well as the conditional distribution of the norm given that the threshold was exceeded. Herein, we utilize the Point Process Approximation [32] and its specific usage for threshold arrival rates in the *single user case* [19] in order to derive these distributions for the problem at hand.

Assume that $\mathbf{x}_1, \dots, \mathbf{x}_n$ is a sequence of i.i.d. random variables with a distribution function $F(x)$, such that $F(x)$ is in the domain of attraction of some GEV distribution G , with normalizing constants a_n and b_n . We construct a sequence of points P_1, P_2, \dots on $[0, 1] \times \mathbb{R}$ by

$$P_n = \left\{ \left(\frac{i}{n}, \frac{\mathbf{x}_i - b_n}{a_n} \right), i = 1, 2, \dots, n \right\},$$

and examine the limit process, as $n \rightarrow \infty$. Consider P_n on the set $[0, 1] \times (b_l + \epsilon, \infty)$, where $\epsilon > 0$. By [32], $P_n \rightarrow P$ as $n \rightarrow \infty$, where P is a non-homogeneous Poisson process with intensity density $\lambda(t, x) = (1 + \xi x)_+^{-\frac{1}{\xi} - 1}$. x is the sample value, and t is the index of occurrence. In fact, in the i.i.d. case, the process intensity density $\lambda(t, x)$ is independent of t .

Let $\Lambda(B)$ be the expected number of points in the set B . $\Lambda(B)$ can be obtained by integrating the intensity of the Poisson process over B , That is $\Lambda(B) = \int_{b \in B} \lambda(b) db$. As we are interested in sets of the form $B_v = [0, 1] \times (v, \infty)$, where $v > b_l$ (threshold exceedance), we have $\Lambda(B_v) = (1 + \xi v)_+^{-1/\xi}$, where a_+ denotes $\max\{0, a\}$ (e.g., [19]). That is, the number of users whose channel norms exceed a threshold can be modeled by a Poisson process, with parameter $\Lambda(B_v)$. Note that for $\xi \rightarrow 0$, as in the case of the χ^2 distribution, we have $\Lambda(B_v) \rightarrow e^{-v}$, hence setting a threshold $\log K - \log k$ results in a per-user arrival rate of $\frac{k}{K}$, and, as a result, a total arrival rate of k .

To compute the conditional distribution, we proceed similar to [19]. For any fixed $v > b_l$, let $u_n(v) = a_n v + b_n$, and let $x > 0$. Then

$$\begin{aligned} \Pr(\mathbf{x}_i > a_n x + u_n(v) | \mathbf{x}_i > u_n(v)) & \rightarrow \Pr(P(t) > x + v | P(t) > v) \\ & = \frac{\Lambda(B_{x+v})}{\Lambda(B_v)} \\ & = \left[\left(1 + \xi \frac{x}{1 + \xi v} \right)_+ \right]^{-1/\xi} \end{aligned}$$

where $P_n(t)$ and $P(t)$ are the corresponding excess value $\frac{\mathbf{x}_i - b_n}{a_n}$ at index t , and the corresponding excess value at time t in the limit process, respectively. Namely, the result is a generalized Pareto distribution, $GPD(a_n \sigma_v, \xi)$.

Note that for the χ^2 distribution, $\xi \rightarrow 0$, and we have

$$\Pr(\mathbf{x} - u_n(v) \leq \alpha | \mathbf{x} - u_n(v) > 0) = 1 - e^{-\frac{\alpha}{a_n}}$$

for all $\alpha \geq 0$. That is, the tail distribution can be approximated using an exponential distribution with rate $\lambda = 1/a_n$. As a result, taking the expected value, we obtain the following corollary.

Corollary 1. *The expected capacity seen by each user among j users who exceeds the threshold u is $\log\{1 + P[(u + a_K)(r - j + 1)]\}$.*

5.3 Throughput Analysis

As mentioned, we say that a slot is utilized only if a $l \leq r$ users transmit in that slot, otherwise, the whole slot is lost. In particular, a threshold exceedance of more than r users coincides with the event of more than r

points that retains in the limit point process. Similarly, when no user exceeds the threshold, it reflects in the event of empty sets in the point process.

Claim 4. For a threshold u_k we have: $\Pr(\text{ utilized slot }) = \sum_{l=1}^r \frac{k^l}{l!} e^{-k}$.

Proof. The probability that at most r out of K users will exceed u_k , follows

$$\begin{aligned} \Pr(\text{ collision }) &= 1 - \sum_{l=0}^r \binom{K}{l} \left(1 - \frac{k}{K}\right)^l \left(\frac{k}{K}\right)^{K-l} \\ &= 1 - \sum_{l=0}^r \frac{K(K-1)\dots(K-l+1) k^l (1-k)^K}{K^l l! (1-k)^l} \\ &\xrightarrow{K \rightarrow \infty} 1 - \sum_{l=0}^r \frac{k^l}{l!} e^{-k}. \end{aligned}$$

The last step is actually the Poisson approximation to the Binomial distribution with parameters $B(K, \frac{k}{K})$. Similarly, under the same settings, the probability of an idle slot is

$$\Pr\{\text{ idle slot }\} = \left(1 - \frac{k}{K}\right)^K \xrightarrow{K \rightarrow \infty} e^{-k}.$$

Since $\Pr(\text{ utilized slot }) = 1 - \Pr(\text{ idle slot } \cup \text{ collision })$, Claim 4 follows. \square

Remark. If more than r users exceed, then one (redundant) vector is a linear combination of at most r independent vectors. Hence, it's interference will not be canceled in the nulling process. In this case, we assume that all the streams will be corrupted and the slot will be lost.

Remark. Note that the strongest users channel correspond to the capacity of linear decorrelator in high SNR regime, in which maximum degrees of freedom is achieved. Hence, our suggested user selection achieves the capacity.

Remark. In the SIC the users are naturally ordered from the strongest to the l -strongest user. So they can, maybe, do some distributed water-filling, such that each user will invest power amount proportional to his order.

Remark. Note that Hassibi had scaling laws of $\log\log K$ when a single user is scheduled and the number of users is large. In the linear decorrelation scheme we the same scaling laws for each user. However, since we schedule a group of users we'll have a factor of l comparing to the single user scheduling case.

References

- [1] R. Knopp and P. Humblet, “Information capacity and power control in single-cell multiuser communications,” in *IEEE International Conference on Communications, Seattle*, vol. 1, 1995, pp. 331–335.
- [2] R. Gozali, R. Buehrer, and B. Woerner, “The impact of multiuser diversity on space-time block coding,” *Communications Letters, IEEE*, vol. 7, no. 5, pp. 213–215, 2003.
- [3] J. Kim, S. Park, J. Lee, J. Lee, and H. Jung, “A scheduling algorithm combined with zero-forcing beamforming for a multiuser MIMO wireless system,” in *IEEE Vehicular Technology Conference*, vol. 1, 2005, pp. 211–215.
- [4] M. Airy, S. Shakkattai, and R. Heath Jr, “Spatially greedy scheduling in multi-user MIMO wireless systems,” in *the Thirty-Seventh Asilomar Conference on Signals, Systems and Computers*, vol. 1. IEEE, 2003, pp. 982–986.
- [5] C. Swannack, E. Uysal-Biyikoglu, and G. Wornell, “Low complexity multiuser scheduling for maximizing throughput in the MIMO broadcast channel,” in *Proc. Allerton Conf. Communications, Control and Computing*, 2004.
- [6] G. Primolevo, O. Simeone, and U. Spagnolini, “Channel aware scheduling for broadcast MIMO systems with orthogonal linear precoding and fairness constraints,” in *IEEE International Conference on Communications*, vol. 4, 2005, pp. 2749–2753.
- [7] T. Yoo, N. Jindal, and A. Goldsmith, “Finite-rate feedback MIMO broadcast channels with a large number of users,” in *Information Theory, 2006 IEEE International Symposium on*. IEEE, 2006, pp. 1214–1218.
- [8] T. Yoo and A. Goldsmith, “On the optimality of multiantenna broadcast scheduling using zero-forcing beamforming,” *Selected Areas in Communications, IEEE Journal on*, vol. 24, no. 3, pp. 528–541, 2006.

- [9] H. Weingarten, Y. Steinberg, and S. Shamai, “The capacity region of the gaussian multiple-input multiple-output broadcast channel,” *Information Theory, IEEE Transactions on*, vol. 52, no. 9, pp. 3936–3964, 2006.
- [10] G. Caire, “MIMO downlink joint processing and scheduling: a survey of classical and recent results,” in *Proc. Workshop on Information Theory and Its Applications*, 2006.
- [11] B. Hassibi and M. Sharif, “Fundamental limits in MIMO broadcast channels,” *Selected Areas in Communications, IEEE Journal on*, vol. 25, no. 7, pp. 1333–1344, 2007.
- [12] M. Sharif and B. Hassibi, “A comparison of time-sharing, dpc, and beamforming for MIMO broadcast channels with many users,” *Communications, IEEE Transactions on*, vol. 55, no. 1, pp. 11–15, 2007.
- [13] Z. Shen, R. Chen, J. Andrews, R. Heath, and B. Evans, “Low complexity user selection algorithms for multiuser MIMO systems with block diagonalization,” *Signal Processing, IEEE Transactions on*, vol. 54, no. 9, pp. 3658–3663, 2006.
- [14] K. Jagannathan, S. Borst, P. Whiting, and E. Modiano, “Efficient scheduling of multi-user multi-antenna systems,” in *Modeling and Optimization in Mobile, Ad Hoc and Wireless Networks, 2006 4th International Symposium on*. IEEE, 2006, pp. 1–8.
- [15] —, “Scheduling of multi-antenna broadcast systems with heterogeneous users,” *Selected Areas in Communications, IEEE Journal on*, vol. 25, no. 7, pp. 1424–1434, 2007.
- [16] X. Qin and R. Berry, “Exploiting multiuser diversity for medium access control in wireless networks,” in *INFOCOM 2003. Twenty-Second Annual Joint Conference of the IEEE Computer and Communications. IEEE Societies*, vol. 2. IEEE, 2003, pp. 1084–1094.
- [17] —, “Distributed approaches for exploiting multiuser diversity in wireless networks,” *Information Theory, IEEE Transactions on*, vol. 52, no. 2, pp. 392–413, 2006.

- [18] K. Bai and J. Zhang, “Opportunistic multichannel aloha: distributed multiaccess control scheme for OFDMA wireless networks,” *Vehicular Technology, IEEE Transactions on*, vol. 55, no. 3, pp. 848–855, 2006.
- [19] D. Kampeas, A. Cohen, and O. Gurewitz, “Opportunistic scheduling in heterogeneous networks: Distributed algorithms and system capacity,” *arXiv preprint arXiv:1202.0119*, 2012.
- [20] J. Kampeas, A. Cohen, and O. Gurewitz, “Capacity of distributed opportunistic scheduling in heterogeneous networks,” in *Proceedings of the Annual Allerton Conference on Communication Control and Computing*, 2012.
- [21] J. Choi and F. Adachi, “User selection criteria for multiuser systems with optimal and suboptimal LR based detectors,” *Signal Processing, IEEE Transactions on*, vol. 58, no. 10, pp. 5463–5468, 2010.
- [22] J. Laneman and G. Wornell, “Distributed space-time-coded protocols for exploiting cooperative diversity in wireless networks,” *Information Theory, IEEE Transactions on*, vol. 49, no. 10, pp. 2415–2425, 2003.
- [23] R. Zakhour and S. Hanly, “Min-max fair coordinated beamforming via large system analysis,” *IEEE International Symposium on Information Theory Proceedings*, pp. 1896–1900, 2011.
- [24] L. Wang, C. Chiu, C. Yeh, and C. Li, “Coverage enhancement for OFDM-based spatial multiplexing systems by scheduling,” in *IEEE Wireless Communications and Networking Conference, WCNC*. IEEE, 2007, pp. 1439–1443.
- [25] M. Pun, V. Koivunen, and H. Poor, “Opportunistic scheduling and beamforming for MIMO-SDMA downlink systems with linear combining,” in *IEEE 18th International Symposium on Personal, Indoor and Mobile Radio Communications*, 2007, pp. 1–6.
- [26] W. Choi and J. Andrews, “The capacity gain from intercell scheduling in multi-antenna systems,” *Wireless Communications, IEEE Transactions on*, vol. 7, no. 2, pp. 714–725, 2008.
- [27] L. De Haan and A. Ferreira, *Extreme value theory: an introduction*. Springer Verlag, 2006.

- [28] M. Leadbetter, *Extremes and Related Properties of Random Sequences and Processes*. Springer-Verlag, N.Y, 1983.
- [29] P. Embrechts, C. Klüppelberg, and T. Mikosch, *Modelling extremal events: for insurance and finance*. Springer, 2011, vol. 33.
- [30] D. Tse and P. Viswanath, *Fundamentals of wireless communication*. Cambridge university press, 2005.
- [31] A. Janssen, J. Van Leeuwaarden, and B. Zwart, “Gaussian expansions and bounds for the poisson distribution applied to the erlang b formula,” *Advances in Applied Probability*, vol. 40, no. 1, pp. 122–143, 2008.
- [32] R. Smith, “Extreme value analysis of environmental time series: an application to trend detection in ground-level ozone,” *Statistical Science*, vol. 4, no. 4, pp. 367–377, 1989.