

Asymptotic evaluation of bosonic probability amplitudes in linear unitary networks in the case of large number of bosons

V. S. Shchesnovich

Centro de Ciências Naturais e Humanas,

Universidade Federal do ABC,

Santo André, SP, 09210-170 Brazil

E-mail: valery@ufabc.edu.br

Abstract

An asymptotic analytical approach is proposed for bosonic probability amplitudes in unitary linear networks, such as the optical multiport devices for photons. The asymptotic approach applies for large number of bosons $N \gg M$ in the M -mode network, where M is finite. The probability amplitudes of N bosons unitarily transformed from the input modes to the output modes of a unitary network are expressed through a multidimensional integral with the integrand containing a large parameter (N) in the exponent. The integral representation allows an asymptotic estimate of bosonic probability amplitudes up to a multiplicative error of order $1/N$ by the saddle point method. The estimate depends on solution of the scaling problem for the $M \times M$ -dimensional unitary network matrix: to find the left and right diagonal matrices which scale the unitary matrix to a matrix which has specified row and column sums (equal, respectively, to the distributions of bosons in the input and output modes). The scaled matrices give the saddle points of the integral. For simple saddle points, an explicit formula giving the asymptotic estimate of bosonic probability amplitudes is derived. Performance of the approximation and the scaling of the relative error with N are studied for two-mode network (the beam-splitter), where the saddle-points are roots of a quadratic and an exact analytical formula for the probability amplitudes is available, and for three-mode network (the tritter).

I. INTRODUCTION

Linear optical networks play an important role in the quantum manifestations of light. Indeed, the well-known Hong-Ou-Mandel (HOM) dip [1] (see also Refs. [2, 3]) is a direct manifestation of the quantum indistinguishability of photons. Recently [4] a generalization of the HOM effect and difference in behavior of bosons and fermions was theoretically studied in the general setting of Bell multiport beam splitters (see also, for instance, Refs. [5, 6]). Many important results on quantum interference phenomena in multiport devices for bosons and fermions were recently discovered. There is a zero transmission law [7] in Bell multiports due to symmetry of the network matrix. Moreover, a generalization of the suppression laws and many-particle interferences beyond the boson and fermion statistics in unitary linear networks are found [8]. Recently the experimental advances have allowed to verify the HOM effect and the zero transmission law with three photons on a tritter [9]. There are other important experimental advances in quantum interference experiments with indistinguishable particles in linear multiport devices, for instance, the recent three-photon quantum interference experiment on an integrated eight-mode optical device [10]. Moreover, the experimental efforts are now also directed at building the so-called boson sampler [11–14] (see also below). Finally, a linear bosonic network is the central part of an ingenious proposal of quantum computation based on linear optics [15].

It is known that the outcome probability amplitudes in unitary bosonic networks (e.g. in optical multiports) are expressed through matrix permanents, somewhat similar to the fermionic amplitudes which are given by matrix (a.k.a. Slater) determinants. Considering N non-interacting bosons in an unitary network of M input and output modes, one has to compute the matrix permanents of the $N \times N$ -dimensional complex matrices composed of repeated rows and columns of the network matrix to find the bosonic transition amplitudes in the network. The permanent of a matrix [16] can be obtained by taking the well-known Laplace expansion formula for matrix determinant and setting to “+” the signatures of *all* permutations in the summation.

The relation of bosonic amplitudes to matrix permanents was explored a long time ago [17] in connection with the quantum fields theory. Recently it has attracted a lot of renewed attention. One reason is that the similarity between fermions and bosons does not go along as far as one tries to compute matrix permanent: unlike it is for matrix determinant,

computation of the permanent of an arbitrary matrix is $\#P$ -complete, which is the result of a classic paper in the computational complexity theory [18]. This means that no algorithm polynomial in matrix size can compute matrix permanents. The fastest known algorithm for computing the permanent of an arbitrary (complex) $n \times n$ -dimensional matrix is based on Ryser’s formula [19] and requires $\mathcal{O}(n^2 2^n)$ flop operations. An interesting “physical” proof of the matrix permanent complexity result, based on the linear optical computing proposal [15], was recently discovered [20]. Moreover, even the problem of approximating the permanent of an arbitrary complex matrix to a polynomial multiplicative error was also shown [20] to be a $\#P$ -hard problem [47]. Complexity of the matrix permanent was analyzed in the context of quantum mechanics in Ref. [22], where a method based on quantum measurement was proposed to directly measure the matrix permanent in a bosonic quantum multiport device. It was shown that the permanent of an arbitrary matrix can be expressed as a quantum observable. However, the catch of the method lies in an exponential number of the necessary measurements, since the variance of the observable giving the matrix permanent is exponential in the matrix size [22] (for comparison it was shown that the matrix determinant can be found in just a single measurement).

Deep connection between the complexity of bosonic networks and that of matrix permanents was used in the recent proposal of a new model of quantum computer with noninteracting identical bosons, which, though not being an universal quantum computer, nevertheless can perform computations considered to be hard on a classical computer [20, 23]. Such new quantum computer was compared to classical Galton’s board where, instead of the classical balls and a single entry point, identical bosons are launched into different modes of a linear network. The very crucial difference, however, is that in the quantum network case the bosonic probabilities themselves are not known beforehand, since they cannot be effectively computed on a classical computer (for a sufficiently large network). One has to run the actual sampling experiments to find them. In the technical part, the proposal depends on the hardness to approximate the matrix permanent of a large $N \times N$ -dimensional submatrix of an arbitrary unitary $M \times M$ -dimensional matrix and some numerically tested conjectures. This proposal has generated experimental efforts to build the necessary bosonic network [11–14] (see also the related experiments of Refs. [9, 10]).

It is believed that the hardness of computing the permanent of an arbitrary matrix is related to the matrix rank. Computation of the matrix permanent of an arbitrary (complex)

$n \times n$ -dimensional matrix of rank R_n would apparently require at least on the order of n^{R_n} flop operations on a classical computer (see, for instance, Ref. [24]; a derivation of this estimate using a reduced Ryser algorithm is also given in Appendix D). In terms of bosonic networks, different limits are possible in this respect, which can be roughly divided by the relation between the number of bosons N (the matrix size) and the number of modes M in the network (i.e., the maximum rank). For instance, it is shown [23] that even an approximate computation of the matrix permanents describing linear bosonic networks is $\#P$ -hard in the limit of $N \rightarrow \infty$ and $M \gg N^2$. The latter inequality is related to the “boson birthday bound”, i.e., the probability of two bosons to land into the same mode is negligible in this limit (and there is an experimental confirmation [25]).

The computational complexity of matrix permanent is also related to the fact that the matrix permanent, in contrast to the matrix determinant, takes different values on equivalent matrices, that is $\text{per}(U) \neq \text{per}(VUV^{-1})$, for arbitrary invertible V . Nevertheless, similar to the determinant, the permanent may be evaluated exactly due to some symmetry of the matrix (i.e., in the case of a quantum network, due to a destructive interference of bosonic transition amplitudes). For instance, some exact results are known for Schur’s matrices [26]. Recently, the suppression laws for bosons and fermions were derived for Bell multiports [7, 8] by using such a symmetry. These laws apply to arbitrarily large Bell multiport devices and thus are very important conceptually due to their generality.

But even for Bell multiports there is no analytical approach capable to give probabilities of individual events when the latter are greater than zero (however, probabilities of averaged output events, such as the probability to find a specific number of bosons in one output port or a specific number of occupied output ports was in fact approximated by an analytical formula based on the classical consideration [7]). Such an analytical approach is especially lacking in the limit of a large matrix size, when the computational complexity makes numerical evaluation practically hard. One would not expect the existence of an asymptotic analytical approximation in the limit $N \rightarrow \infty$ and $M \geq N$: it would then contradict the $\#P$ -hardness of numerical approximation of the permanent in this limit (since one could run a numerical scheme mimicking the analytical approach). An asymptotic analytical approximation could only exist for $M \ll N$. Such an approach is developed below by reducing the summation of the Laplace expansion of matrix permanent to a multidimensional integral of the saddle-point type in the limit $N \rightarrow \infty$ and M being finite. *The very existence of an*

asymptotic approximation is important and stems from the fact that it is not dependent on the matrix size N (i.e., the number of bosons in the network), but only on the solution of some $2M - 1$ bilinear equations (the matrix scaling problem) giving the saddle points of the integral.

Practical usage of the proposed approach crucially depends on effective solution of two other problems of different type. One is the unitary matrix scaling problem, i.e., for a given unitary matrix U to find all diagonal scaling matrices X and Y with the complex-valued elements such that the product matrix XUY has given row and column sums (these matrices give the saddle points of the integral). The other problem is to derive a formula for multidimensional saddle point method with the multiple, i.e., coalescing, saddle points. Only the case of simple saddle points has a general solution so far [27] and a special case of two coalescing saddle points on the real axis is treated [28]. However, the coalescing saddle points represent exceptional cases rather than the general case. For simple saddle points, which is the general case, an explicit formula for bosonic probability amplitudes is derived below. As we use the well-known Stirling formula for the factorial in one of the steps, the approach is restricted to the case when there is no input or output mode without at least one boson in it (though this latter limitation can be lifted, for simplicity sake it is not pursued in this work). The asymptotic formula for bosonic transition amplitudes is tested on the two-mode network (i.e., the beam splitter) where it shows a very good accuracy within the above described limitations. The three-mode network (i.e., the tritter) is also considered.

The rest of the text is organized as follows. In section II an integral approximation of bosonic probability amplitudes in unitary networks is derived. The integral is evaluated by the saddle point method and an explicit formula is derived when the saddle points are simple. Some details of the calculations are relegated to B and C. For completeness, a short derivation of bosonic probability amplitudes as matrix permanents is given in A. A comparison with the classical particles on a network is also discussed. In section III the general formula is tested on two-mode network (the beam splitter) where the sources of error are identified and discussed. Moreover, the three-mode network (the tritter) is also considered. Section IV contains summary of the results. The computational complexity of the permanent of a matrix with repeated rows and/or columns, i.e., for which the asymptotic approximation is developed, is considered in detail in Appendix D.

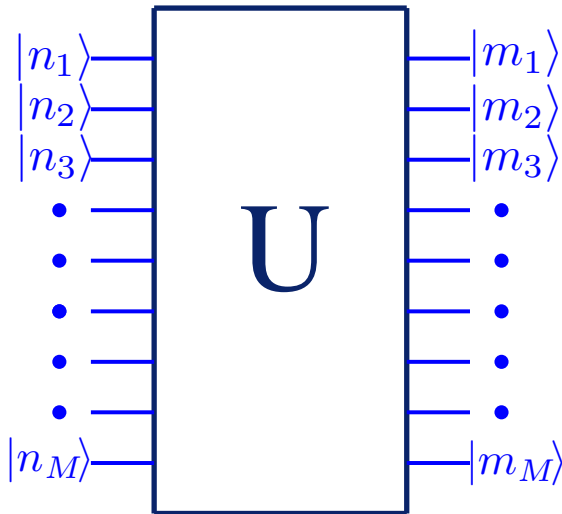


FIG. 1: A schematic (black-box) depiction of bosonic network described by an unitary matrix U , where $U_{kl} = \langle g_l | f_k \rangle$. The Fock states in the input modes $|f_1\rangle, \dots, |f_M\rangle$ and those in the output modes $|g_1\rangle, \dots, |g_M\rangle$ are indicated by $|n_1\rangle, \dots, |n_M\rangle$ and $|m_1\rangle, \dots, |m_M\rangle$, respectively (the numbers n_1, \dots, n_M and m_1, \dots, m_M are also the numbers of repetitions of the rows and columns of the network matrix U in the matrix $U[n_1, \dots, n_M | m_1, \dots, m_M]$ in Eq. (1)).

II. THE SADDLE POINT METHOD FOR PROBABILITY AMPLITUDES IN LINEAR BOSONIC NETWORKS

We consider the transition probability amplitudes of N bosons between the M input modes ($|f_1\rangle, \dots, |f_M\rangle$) and M output modes ($|g_1\rangle, \dots, |g_M\rangle$) of an unitary network, as in Fig. 1, which are given by (see, for instance, Refs. [22, 29])

$${}_g \langle m_1, \dots, m_M | n_1, \dots, n_M \rangle_f = \frac{\text{per}(U[n_1, \dots, n_M | m_1, \dots, m_M])}{\sqrt{\prod_{k=1}^M n_k! m_k!}}. \quad (1)$$

Here the matrix $U[n_1, \dots, n_M | m_1, \dots, m_M]$ consists of repeated rows and columns of the network matrix $U_{kl} = \langle g_l | f_k \rangle$ (the order being insignificant), with n_k duplicates of the k th row and m_l of the l th column, satisfying $\sum_{k=1}^M n_k = \sum_{l=1}^M m_l = N$ (for more details, see A). Recall that the permanent of a $N \times N$ -dimensional matrix A is given by summation over all possible permutations τ in the product of N different matrix elements [16], i.e.,

$$\text{per}(A) = \sum_{\tau} A_{1\tau(1)} \cdot \dots \cdot A_{N\tau(N)}. \quad (2)$$

To derive an asymptotic approximation for the bosonic amplitude given in Eq. (1) one has to regroup of the summation in Eq. (2) in such a way that the nature of the matrix $U[n_1, \dots, n_M | m_1, \dots, m_M]$ as a matrix with repeated rows and columns is used. This regrouping leads also to an interesting interpretation of the permanent of $U[n_1, \dots, n_M | m_1, \dots, m_M]$ as an average over the lattice of contingency tables, see Fig. 2, with probabilities given by a bi-multivariate generalization of the hypergeometric distribution, known as the Fisher-Yates distribution in mathematical statistics [30, 31] (see also a number of reviews Refs. [32–34] and the references therein). This representation is discussed below in detail.

A. Representation of bosonic permanent as an average over a lattice of contingency tables

By successive application of the Laplace expansion for permanents[16] one can express the boson probability amplitude (1) as an average over the lattice of $M \times M$ -dimensional matrices S_{kl} ($S_{kl} \in \{0, 1, 2, 3, \dots\}$) with given row and column sums, equal here to the distribution of bosons in the input and output modes: $\sum_{l=1}^M S_{kl} = n_k$ and $\sum_{k=1}^M S_{kl} = m_l$. Indeed, the first application of the Laplace expansion consists of dividing the matrix $U[n_1, \dots, n_M | m_1, \dots, m_M]$ into two parts, and the permanent into a sum over the products of partial permanents, one involving n_1 first rows (all equal) and the other involving the rest of matrix rows. The summation runs over all possible partitions of the column indices between the two permanents, such that one permanent contains n_1 column indices (w_1, \dots, w_{n_1} , with S_{11} of them being equal to 1, S_{12} being equal to 2, etc) and the other permanent contains $N - n_1$ column indices (w_{n_1+1}, \dots, w_N). Thus, application of the Laplace expansion as above

described gives

$$\begin{aligned}
\text{per}(U[n_1, \dots, n_M | m_1, \dots, m_M]) &= \sum_{1 \leq w_1 < \dots < w_N \leq M} \text{per}(U[n_1 | S_{11}, \dots, S_{1M}]) \\
&\times \text{per}(U[n_2, \dots, n_M | m_1 - S_{11}, \dots, m_M - S_{1M}]) \\
&= n_1! \sum_{S_{11}, \dots, S_{1M}} \delta_{\sum S_{1l}, n_1} \prod_{l=1}^M \frac{m_l!}{S_{1l}!(m_l - S_{1l})!} U_{1l}^{S_{1l}} \\
&\times \text{per}(U[n_2, \dots, n_M | m_1 - S_{11}, \dots, m_M - S_{1M}]), \tag{3}
\end{aligned}$$

where we have used that permanent of the first submatrix is equal to $n_1! \prod_{l=1}^M U_{1l}^{S_{1l}}$ and, due to the permutational invariance of matrix permanent, the r.h.s. contains functions of the numbers of repeated columns and not the column indices themselves. Repeating the above procedure, by taking out successively each set of the repeated rows, we obtain[48]

$$\begin{aligned}
\text{per}(U[n_1, \dots, n_M | m_1, \dots, m_M]) &= \left[\prod_{k=1}^M n_k! m_k! \right] \\
&\times \sum_{S_{kl} \geq 0} \left[\prod_{k=1}^M \delta_{\sum_{l=1}^M S_{kl}, n_k} \right] \left[\prod_{l=1}^M \delta_{\sum_{k=1}^M S_{kl}, m_l} \right] \prod_{k,l=1}^M \frac{U_{kl}^{S_{kl}}}{S_{kl}!}. \tag{4}
\end{aligned}$$

Eq. (4) has an interesting statistical interpretation.[49] Indeed, the ratio of factorials which appears on the r.h.s. in Eq. (4), divided by $N!$, is known as the Fisher-Yates distribution [30, 31] (see also the reviews Refs. [32–34]). It appears in applied mathematical statistics, namely in Fisher’s exact test of independence of two properties, and uses the so-called contingency tables (here S_{kl}). The Fisher-Yates distribution gives the conditional probability of getting a matrix S_{kl} (the contingency table) of the joint frequencies of two statistically independent properties given the row and column sums are equal to their marginal frequencies (the margins, in our case n_1, \dots, n_M and m_1, \dots, m_M , respectively). Since the two properties are independent, a simple exercise in combinatorics (see also footnote “d”) leads to the following probability formula of the Fisher-Yates distribution (using a shortcut notation $\{v_i\}$ for a set of indexed variables: v_1, v_2, \dots)

$$\mathcal{P}(\{S_{kl}\} | \{n_k, m_l\}) = \frac{\left[\prod_{k=1}^M n_k! \right] \left[\prod_{l=1}^M m_l! \right]}{N! \prod_{k,l=1}^M S_{kl}!}. \tag{5}$$

Note that the delta symbols in Eq. (4) restrict the summation to matrices S_{kl} with given margins and precisely under these constraints the probabilities of Eq. (5) sum to 1. The

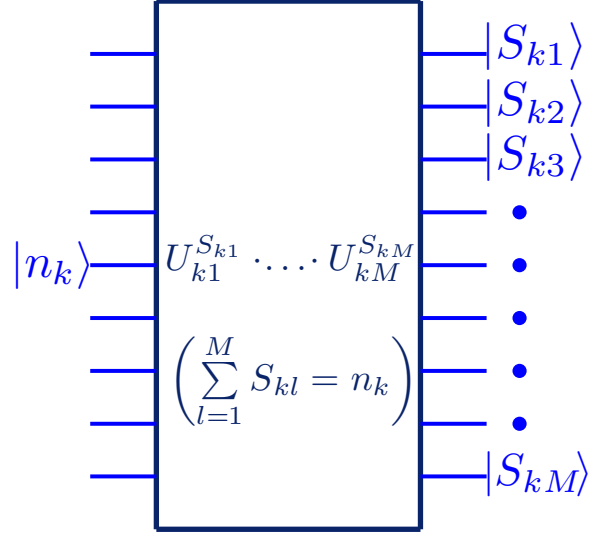


FIG. 2: “Elementary process” $|0, \dots, n_k, \dots, 0\rangle_f \rightarrow |S_{k1}, \dots, S_{kM}\rangle_g$ with the amplitude $\prod_{l=1}^M U_{kl}^{S_{kl}}$ (the product of such elementary amplitudes for $k = 1, \dots, M$ gives the transition amplitude associated with the contingency table S_{kl} in Eq. (6)). Here the Fock state in the k th input mode $|f_k\rangle$ is $|n_k\rangle$ and the Fock states in the output modes $|g_1\rangle, \dots, |g_M\rangle$ are $|S_{k1}\rangle, \dots, |S_{kM}\rangle$.

matrix permanent of Eq. (4) is thus nothing but multiplied by $N!$ the value of the characteristic function $\chi(\{\lambda_{kl}\}|\{n_k, m_l\}) \equiv \langle \exp\{\sum_{k,l=1}^M \lambda_{kl} S_{kl}\} \rangle$ of the Fisher-Yates distribution at the parameters λ_{kl} equal to logarithms of the elements of U :

$$\begin{aligned} \text{per}(U[n_1, \dots, n_M|m_1, \dots, m_M]) &= N! \left\langle \prod_{k,l=1}^M U_{kl}^{S_{kl}} \right\rangle \\ &= N! \chi(\{\ln(U_{kl})\}|\{n_k, m_l\}). \end{aligned} \quad (6)$$

Eq. (6) has the following physical interpretation. The bosonic transition amplitude in a quantum network, between the input $|n_1, \dots, n_M\rangle_f$ and output $|m_1, \dots, m_M\rangle_g$ Fock states, is an average of products of amplitudes of “elementary processes”, as depicted in Fig. 2,

corresponding to contingency table S_{kl} (i.e., a matrix satisfying the constraints $\sum_{l=1}^M S_{kl} = n_k$ and $\sum_{k=1}^M S_{kl} = m_l$), where the distribution for averaging is the Fisher-Yates distribution (i.e., an average by assuming the mutual *statistical independence* of distribution of bosons in the input and output modes.[50])

Eq. (6) does not provide any help, however, for numerical evaluation of matrix permanents, since the number of contingency tables scales exponentially with N (precisely, their number scales exponentially with the margins for a fixed table size and, in fact, the problem of counting the contingency tables is $\#P$ -hard, see, for instance Refs. [34, 36–39]).

On the other hand, computation of the permanent of a matrix with repeated rows and/or columns *can be effectively carried out* by using the available in this case reductions in Ryser’s algorithm (this was done in Ref. [40]). Indeed, it is shown in Appendix D that a modified Ryser algorithm requiring just $\mathcal{O}(N^{M+1})$ flops is available in this case (this algorithm was used for obtaining Fig. 7 of section III B below).

B. Approximating the bosonic probability amplitude by a multidimensional integral

On the other hand, the fact that the number of contingency tables in Eq. (6) scales exponentially with N is an indication on possibility of an asymptotic approach. Indeed, since the lattice of contingency tables S_{kl} is exponential in N , if we divide S_{kl} by N and the resulting matrix p , $p_{kl} \equiv S_{kl}/N$, as $N \rightarrow \infty$, will belong to a *dense lattice* in the continuous convex set of matrices with real-valued entries and given row and column sums. Therefore, a sum over such a lattice can be replaced by a multidimensional integration with the integration variables being p_{kl} . Moreover, a large parameter N would appear in the exponent of the integrand, thus allowing for an asymptotic evaluation of the matrix permanent. This is the approach pursued in the following.

First of all, we need to approximate the Fisher-Yates distribution (5) by a manageable smooth function of the integration variables p_{kl} . Using an approximate formula for the multinomial coefficient, given by Eq. (B3) of B, we obtain for $n_k, m_k, S_{kl} \geq 1$:

$$\begin{aligned} \mathcal{P}(\{S_{kl}\}|\{n_k, m_l\}) &= (2\pi N)^{-\frac{(M-1)^2}{2}} \left[\frac{\prod_{k=1}^M \frac{n_k}{N} \frac{m_k}{N}}{\prod_{k,l=1}^M p_{kl}} \right]^{\frac{1}{2}} \\ &\times \exp \{-N\mathcal{I}(\{p_{kl}\})\} (1 + \mathcal{O}(N^{-1})), \end{aligned} \quad (7)$$

where we have denoted by \mathcal{I} the mutual information function, namely

$$\begin{aligned}\mathcal{I}(\{S_{kl}/N\}) &\equiv \mathcal{H}(\{n_k/N\}) + \mathcal{H}(\{m_l/N\}) - \mathcal{H}(\{S_{kl}/N\}) \\ &= \sum_{k,l=1}^M p_{kl} \ln \left(\frac{p_{kl}}{(n_k/N)(m_l/N)} \right),\end{aligned}\quad (8)$$

with the Shannon entropy function denoted by \mathcal{H} .

The sum in Eq. (4) can be replaced by an integral as $N \rightarrow \infty$, since the difference between the elements of two neighboring p -matrices (the N^{-1} -scaled contingency tables S_{kl}) is of order $1/N$. In this way, the Kronecker delta symbols must be replaced by the N^{-1} -scaled Dirac delta functions:

$$\begin{aligned}\Delta p_{kl} &\sim \frac{1}{N} \rightarrow dp_{kl}, \\ \delta_{\sum_{l=1}^M S_{kl}, n_k} &\rightarrow \frac{1}{N} \delta \left(\sum_{l=1}^M p_{kl} - \frac{n_k}{N} \right), \\ \delta_{\sum_{k=1}^M S_{kl}, m_l} &\rightarrow \frac{1}{N} \delta \left(\sum_{k=1}^M p_{kl} - \frac{m_l}{N} \right).\end{aligned}\quad (9)$$

There are only $2M - 1$ independent constrains in the product of $2M$ Kronecker deltas in Eq. (4), since the contingency table elements S_{kl} sum to N , giving both the sum of the row sums and of the column sums. Hence, the integration domain is $(M - 1)^2$ -dimensional. Using these observations and some elementary algebra we obtain from Eqs. (4), (7), and (9):

$$\begin{aligned}\text{per}(U[n_1, \dots, n_M | m_1, \dots, m_M]) &\approx N! \left(\frac{N}{2\pi} \right)^{\frac{(M-1)^2}{2}} \sqrt{\prod_{k=1}^M \frac{n_k}{N} \frac{m_k}{N}} \\ &\times \int d\mu(\{p_{kl}\}) \frac{\exp \left\{ -N \left[\mathcal{I}(\{p_{kl}\}) - \sum_{k,l=1}^M p_{kl} \ln U_{kl} \right] \right\}}{\sqrt{\prod_{k,l=1}^M p_{kl}}}.\end{aligned}\quad (10)$$

Here we have introduced an integration measure $d\mu(\{p_{kl}\})$ over an $(M - 1)^2$ -dimensional subspace in the convex set of all matrices with positive elements constrained only by the $2M - 1$ Dirac delta functions from Eq. (9).[51] It reads

$$\begin{aligned}d\mu(\{p_{kl}\}) &= \left[\prod_{k,l=1}^M dp_{kl} \right] \left[\prod_{k=1}^M \delta \left(\sum_{l=1}^M p_{kl} - \frac{n_k}{N} \right) \right] \\ &\times \left[\prod_{l=1}^{M-1} \delta \left(\sum_{k=1}^M p_{kl} - \frac{m_l}{N} \right) \right].\end{aligned}\quad (11)$$

The error of the approximation in Eq. (10) is estimated to have a multiplicative order $\sim 1/N$, since this is the order of our approximation of the Fisher-Yates distribution by a smooth function in Eq. (7), whereas replacing a finite sum by an integral brings also an error on the order of difference between the values of two nearest lattice points, i.e., $\Delta p_{kl} \sim 1/N$. The multidimensional integral in Eq. (10) is in the standard form used for asymptotic expansion in powers of $1/N$ by the saddle point (a.k.a. the steepest descent) method. However, since the integral representation in Eq. (10) has already an error of order $1/N$, only the leading term of asymptotic expansion is meaningful.

C. The matrix scaling problem giving the saddle points

At this stage, let us recall the general formula for the leading term of an n -dimensional integral, given by the saddle point approximation, when the saddle points are simple [27]:

$$\int d^n z e^{-N\phi(z)} g(z) \approx \left(\frac{2\pi}{N}\right)^{\frac{n}{2}} \sum_j \frac{\exp\{-N\phi(z_j)\}}{\sqrt{\det\left(\frac{\partial^2\phi(z_j)}{\partial z^2}\right)}} g(z_j), \quad (12)$$

where the summation is over contributing saddle points z_j . The determinant in the denominator of Eq. (12) is of the Hessian matrix, i.e., the matrix composed of the second-order derivatives of $\phi(z)$, taken at the respective saddle point. The saddles z_j are found by a deformation, as allowed by analyticity of $\phi(z)$, of the integration domain in the extended complex-valued space of z , such that the deformed domain is contained in the steepest descent regions of the integrand. The next term in the asymptotic expansion, as compared to the leading term of Eq. (12), has the relative order of $1/N$. Let us now apply the result (12) to our specific case and derive the saddle point approximation of bosonic permanent.

1. The matrix scaling problem

The saddle points (matrices p , in our case) are found as extremals of the multivariate function in the exponent of the integrand. In our case the function reads

$$\phi = \mathcal{I}(\{p_{kl}\}) - \sum_{k,l=1}^M p_{kl} \ln U_{kl} \quad (13)$$

with, however, only $(M-1)^2$ independent variables out of the total M^2 matrix elements p_{kl} . Using the Lagrange multipliers λ_k and μ_l one can equivalently look for extremals of the

augmented function

$$\mathcal{F} \equiv \mathcal{I}(\{p_{kl}\}) - \sum_{k,l=1}^M p_{kl} \ln U_{kl} - \sum_{k,l=1}^M (\lambda_k + \mu_l) p_{kl}. \quad (14)$$

Equating the differential of \mathcal{F} to zero we obtain that the saddle points have the following general form

$$p_{kl} = x_k U_{kl} y_l, \quad (15)$$

where the complex parameters x_k and y_l are determined by satisfying the margins imposed on p by the Dirac delta functions in the measure (11). In other words, the diagonal matrices $X \equiv \text{diag}(x_1, \dots, x_M)$ and $Y \equiv \text{diag}(y_1, \dots, y_M)$ solve the matrix scaling problem for the unitary matrix U : the scaled matrix XUY must have the row and column sums specified by the boson distributions in the input and output modes, i.e.

$$\sum_{l=1}^M x_k U_{kl} y_l = \frac{n_k}{N}, \quad \sum_{k=1}^M x_k U_{kl} y_l = \frac{m_l}{N}. \quad (16)$$

2. Calculation of the Hessian. The main result

In our case, the Hessian matrix is with respect to some independent $(M - 1)^2$ variables from the M^2 elements of matrix p . Therefore, an extension of the saddle point method to the constrained integration is needed, which runs as follows. We rewrite the constraints on variables p_{kl} in Eq. (11) as a set of linear equations by introducing a matrix $C_{j,kl}$, where the enumeration order of the double index (k, l) is as follows $(k, l) = \{(1, 1), \dots, (1, M), (2, 1), \dots, (2, M), \dots, (M, 1), \dots, (M, M)\}$, i.e., index k runs slower than index l . The constraints can be rewritten as follows[52]

$$\sum_{(k,l)} C_{j,kl} p_{kl} = c_j, \quad c_j \equiv \left(\frac{n_1}{N}, \dots, \frac{n_M}{N}, \frac{m_1}{N}, \dots, \frac{m_{M-1}}{N} \right),$$

$$C_{j,kl} \equiv \begin{cases} \delta_{j,k}, & 1 \leq j \leq M, \\ \delta_{j-M,l}, & M+1 \leq j \leq 2M-1. \end{cases} \quad (17)$$

The matrix C in Eq. (17) has rank equal to $2M - 1$. It can be partitioned into a $(2M - 1) \times (2M - 1)$ -dimensional nonsingular submatrix $C^{(I)}$ and a submatrix $C^{(II)}$. These two matrices induce a similar partition of the elements p_{kl} , treated as a vector with double index

(k, l) . Using a vector notation \bar{p} , we can cast the system of constraints given by Eq. (17) as follows

$$C^{(I)}\bar{p}^{(I)} + C^{(II)}\bar{p}^{(II)} = \bar{c}. \quad (18)$$

Eq. (18) allows to extract independent variables from the M^2 elements of p and calculate the needed Hessian. First, by introducing two vectors, one consisting of $2M - 1$ dependent integration variables, $\bar{\xi}$, and the other of $(M - 1)^2$ independent ones, $\bar{\eta}$, as follows $\bar{\xi} = C^{(I)}\bar{p}^{(I)}$ and $\bar{\eta} = \bar{p}^{(II)}$, we satisfy the constraints by fixing the value of $\bar{\xi}$ according to Eq. (18) (i.e., by integrating over $\bar{\xi}$ using the Dirac delta functions in Eq. (11)) and obtain the rest of the measure $d\mu$ (11) as follows

$$d\mu'(\{p_{kl}\}) = |\det C^{(I)}|^{-1} \left[\prod_{j=1}^{(M-1)^2} d\eta_j \right]. \quad (19)$$

Second, due to linearity of the constraints (18), the determinant of the matrix of second derivatives of $\phi(\{p_{kl}\})$ with respect to $(M - 1)^2$ independent variables can be evaluated from the full matrix of second derivatives with respect to all variables p_{kl} and the constraint equation (18). We get the following result

$$\det \left(\frac{\partial^2 \phi}{\partial (\bar{p}^{(II)})^2} \right) = \det \left\{ [\tilde{B}, I] \left(\frac{\partial^2 \phi}{\partial \bar{p}^2} \right) \begin{bmatrix} B \\ I \end{bmatrix} \right\},$$

$$B \equiv - (C^{(I)})^{-1} C^{(II)}. \quad (20)$$

Here $[\tilde{B}, I]$ stands for the block matrix constructed from the transposed $(2M - 1) \times (M - 1)^2$ -dimensional matrix B and the $(M - 1)^2 \times (M - 1)^2$ -dimensional matrix unit I . Furthermore, the determinant on the r.h.s. of Eq. (20) can be further simplified by using an identity which generalizes Sylvester's identity for determinants of block matrices (see C for details) and is valid for a nonsingular matrix A :

$$\det (C^{(I)})^2 \det \left\{ [\tilde{B}, I] A \begin{bmatrix} B \\ I \end{bmatrix} \right\} = \det(A) \det (CA^{-1}\tilde{C}), \quad (21)$$

where the matrix B is as in Eq. (20). In our case the Hessian matrix A appearing in the second differential of $\phi = \mathcal{I}(\{p_{kl}\}) - \sum_{k,l=1}^M p_{kl} \ln U_{kl}$ is diagonal, i.e.

$$d^2 \phi(\{p_{kl}\}) = \sum_{k,l=1}^M \frac{1}{p_{kl}} (dp_{kl})^2, \quad (22)$$

thus Eq. (21) applies for $p_{kl} \neq 0$. Note that the exponent with a large parameter N in the integral on the r.h.s. of Eq. (10) evaluated at the saddle point p such that some of $p_{kl} = 0$ would be infinite (thus this case is ruled out). Indeed, using the constraints (16), we get at a saddle point $p_{kl} = x_k U_{kl} y_l$:

$$\exp \left\{ -N \left(\mathcal{I}(\{p_{kl}^{(s)}\}) - \sum_{k,l=1}^M p_{kl}^{(s)} \ln U_{kl} \right) \right\} = \prod_{k=1}^M \left(\frac{n_k}{N x_k} \right)^{n_k} \left(\frac{m_k}{N y_k} \right)^{m_k}. \quad (23)$$

Now, using Eqs. (12), and (19)-(23) into Eq. (10) and noticing that

$$\det \left(\frac{\partial^2 \phi}{\partial \bar{p}^2} \right) = \prod_{k,l=1}^M \frac{1}{p_{kl}},$$

we obtain the final formula for the leading term approximation to the matrix permanent in the case of simple saddle points (our main result)

$$\text{per}(U[n_1, \dots, n_M | m_1, \dots, m_M]) \approx N! \sqrt{\prod_{k=1}^M \frac{n_k}{N} \frac{m_k}{N}} \sum_s \frac{\prod_{k=1}^M \left(\frac{n_k}{N x_k^{(s)}} \right)^{n_k} \left(\frac{m_k}{N y_k^{(s)}} \right)^{m_k}}{\sqrt{\det(D'(p^{(s)}))}}. \quad (24)$$

Here the summation over all contributing saddle points $p_{kl}^{(s)} = x_k^{(s)} U_{kl} y_l^{(s)}$ is implied and the matrix D' in the denominator is as follows

$$D' \equiv C \left(\frac{\partial^2 \phi}{\partial \bar{p}^2} \right)^{-1} \tilde{C}, \quad (25)$$

with the matrix C given by Eq. (17). The sparsity of C allows one to easily find the explicit form of the $(2M - 1) \times (2M - 1)$ -dimensional matrix D' . We get that $\det(D')$, appearing in the denominator on the r.h.s. of Eq. (24), is actually equal to any of $(2M - 1) \times (2M - 1)$ -dimensional principal minors (i.e., obtained by crossing out the same column and row) of the full $2M \times 2M$ -dimensional matrix D , defined as follows

$$D = \left(\begin{array}{cc|cc} \frac{n_1}{N} & 0 & & \\ & \ddots & & \\ 0 & \frac{n_M}{N} & & \\ \hline & & \frac{m_1}{N} & 0 \\ \tilde{p} & & \ddots & \\ & & 0 & \frac{m_M}{N} \end{array} \right) \quad (26)$$

(in Eq. (26) we have used guiding lines to emphasize the block structure of D). Any of the above specified principal minors can be used due to the fact that any subset of $2M - 1$ constraints from the full set of $2M$ ones could be used in the definition of the integration measure $d\mu$ in Eq. (11). The determinant, $\det(D')$, in Eq. (24) can be reduced to a simpler form (see C, where the above described property of the principal minors of D is also directly verified). We have

$$\begin{aligned} \det(D') &= \left[\prod_{k=1}^M \frac{n_k}{N} \right] \det(\Lambda'_2 - \tilde{p}' \Lambda_1^{-1} p') \\ &= \left[\prod_{k=1}^M \frac{m_k}{N} \right] \det(\Lambda'_1 - p' \Lambda_2^{-1} \tilde{p}'), \end{aligned} \quad (27)$$

where we have denoted $\Lambda_1 = \text{diag}(\frac{n_1}{N}, \dots, \frac{n_M}{N})$, $\Lambda_2 = \text{diag}(\frac{m_1}{N}, \dots, \frac{m_M}{N})$. Here the matrices $\Lambda'_{1,2}$ and p' are taken from D' (the matrix D of Eq. (26) with one row and column with the same index crossed out).

The above discussion implies that the symmetries of bosonic probability amplitudes are preserved[53] by the saddle point approximation. For instance, the inversion symmetry: ${}_g \langle m_1, \dots, m_M | n_1, \dots, n_M \rangle_f = f \langle n_1, \dots, n_M | m_1, \dots, m_M \rangle_g^*$.

D. Comparison with classical identical particles on a network

Let us compare the transition probabilities of indistinguishable bosons with the transition probabilities of classical particles (which we consider identical). In the classical case, the elementary process of Fig. 2 is replaced by redistribution of n_k identical classical particles from the k th input mode into the M output modes with the output distribution given by the same contingency table S_{kl} . The difference is that the probabilities are multiplied and summed up, thus instead of the amplitude of an elementary quantum process, given by the product $\prod_{l=1}^M U_{kl}^{S_{kl}}$ in Fig. 2, we have the probability of an elementary classical process, given by $\prod_{l=1}^M |U_{kl}|^{2S_{kl}}$. As the particles are identical (i.e., the paths of the individual particles through the network are not traced), the total probability of such an elementary classical process is given by the latter product multiplied by the number of redistributions of n_k identical particles from the k th input mode into M output modes, i.e., by the factor $\frac{n_k!}{\prod_{l=1}^M S_{kl}!}$. Summing up over all such probabilities (i.e., over the elementary processes from different input modes) and identifying the Fisher-Yates distribution in the summation, we obtain the

transition probability of N classical particles through M -mode network (see also Ref. [8])

$$\begin{aligned}
P(n_1, \dots, n_M | m_1, \dots, m_M) &= \frac{N!}{\prod_{k=1}^M m_k!} \left\langle \prod_{k,l=1}^M |U_{kl}|^{2S_{kl}} \right\rangle \\
&= \frac{\text{per}(|U|^2[n_1, \dots, n_M | m_1, \dots, m_M])}{\prod_{k=1}^M m_k!}, \tag{28}
\end{aligned}$$

where the input and output distributions are $\{n_1, \dots, n_M\}$ and $\{m_1, \dots, m_M\}$, respectively (cf. with the quantum probability amplitude given by Eqs. (1) and (6)). For instance, for Bell multiports $|U_{kl}|^2 = \frac{1}{M}$ and we obtain the resulting probability as follows (see also Ref. [7])

$$P(n_1, \dots, n_M | m_1, \dots, m_M) = \frac{N!}{M^N \prod_{k=1}^M m_k!}. \tag{29}$$

One can apply the saddle point approximation also to the classical probability given by Eq. (28). Using this simple observation, we can compare the complexity of the saddle point approximation to the classical formula (28) for probability with that to the quantum formula (see Eq. (6)) for probability amplitude. A very important difference is spotted immediately: the classical analog of the matrix scaling problem (giving the saddle points, see Eq. (16)) is formulated for a matrix of positive elements $A_{kl} \equiv |U_{kl}|^2$ (note that matrix A is doubly stochastic, i.e., its row and columns sums are equal: $\sum_{k=1}^M A_{kl} = \sum_{l=1}^M A_{kl} = 1$). It is known that the matrix scaling problem for a positive matrix has a unique *positive* solution, since it is equivalent to a minimization problem of a convex function [41–43]. Note that the corresponding saddle point belongs to the integration domain over the contingency tables $p_{kl} = S_{kl}/N$, i.e., $x_k A_{kl} y_l < 1$, since both $A_{kl} \geq 0$ and $x_k, y_k > 0$ (the positive solution is constrained by the margins). Therefore, it is the only contributing saddle point in the classical case. This is remarkably different from the quantum case, where, as is discussed below, generally there are more than one *complex-valued* contributing saddle points. They loose interpretation as the dominating “real processes” of Fig. 2 (since the corresponding contingency table is complex, $\text{Im}(S_{kl}) \neq 0$). However, the saddle points describe in a simpler way the quantum interferences between exponentially many of such real processes in Eq. (6).

Finally, the saddle point method *reproduces the exact result* for the classical analog of Bell multiports, i.e., for classical particles on an equal probabilities network $|U_{kl}|^2 = \frac{1}{M}$. Indeed, let us see that the saddle point approximation (24) with U_{kl} replaced by $|U_{kl}|^2$ reproduces Eq. (29) if substituted into Eq. (28). In this special case of a network matrix, the solution to the matrix scaling problem (16) can be found explicitly for any network size M : $x_k = \sqrt{M} \frac{n_k}{N}$

and $y_k = \sqrt{M} \frac{m_k}{N}$. Thus the only contributing saddle point reads $p_{kl} = \frac{n_k}{N} \frac{m_l}{N}$, which we rewrite as $p = |\frac{n}{N}\rangle\langle\frac{m}{N}|$ (i.e., adopting the vector-column $|\cdot\rangle$ and vector-row $\langle\cdot|$ notations). Calculation of the determinant in Eq. (27) reduces in this case to applying Sylvester's determinant identity ($\det(I_m - A_{m,n}B_{n,m}) = \det(I_n - B_{n,m}A_{m,n})$):

$$\begin{aligned} \det(D') &= \left[\prod_{k=1}^M \frac{n_k}{N} \right] \det(\Lambda'_2 - \tilde{p}' \Lambda_1^{-1} p') \\ &= \left[\prod_{k=1}^M \frac{n_k}{N} \right] \left[\prod_{k=1}^{M-1} \frac{m_k}{N} \right] \det\left(I_{M-1} - (\Lambda'_2)^{-1} \left| \frac{m'}{N} \right\rangle \left\langle \frac{m'}{N} \right| \right) \\ &= \left[\prod_{k=1}^M \frac{n_k}{N} \right] \left[\prod_{k=1}^{M-1} \frac{m_k}{N} \right] \left(1 - \left\langle \frac{m'}{N} \right| (\Lambda'_2)^{-1} \left| \frac{m'}{N} \right\rangle \right) = \left[\prod_{k=1}^M \frac{n_k}{N} \frac{m_k}{N} \right]. \end{aligned} \quad (30)$$

By using the explicit form of the saddle point and substituting Eq. (30) into Eq. (24) and the resulting expression into Eq. (28) one recovers the exact result given by Eq. (29) for a classical analog of Bell multiports.

III. TESTING THE ACCURACY OF THE SADDLE POINT APPROXIMATION

To apply the saddle point approximation (24) we first have to solve the matrix scaling problem (16) which is a bilinear system of equations in x and y . One can reduce the number of variables by half by resolving one of the equations in Eq. (16), for instance, $y_l = \sum_{k=1}^M U_{kl}^* (n_k/N x_k)$. By introducing a vector R containing all $M - 1$ independent variables[54] and a set of $M - 1$ vectors $Z^{(l)}$, defined as follows:

$$R_k \equiv \sqrt{\frac{n_M}{n_k}} \frac{x_k}{x_M}, \quad Z_k^{(l)} \equiv \sqrt{\frac{n_k}{N}} U_{kl}, \quad k = 1, \dots, M, \quad (31)$$

we obtain from Eq. (24) a reduced system in the following form

$$\left(\sum_{k=1}^M R_k Z_k^{(l)} \right) \left(\sum_{q=1}^M [Z_q^{(l)}]^* R_q^{-1} \right) = \frac{m_l}{N}, \quad l = 1, \dots, M - 1. \quad (32)$$

Eq. (32) is hard to solve analytically for more than two modes (despite considerable efforts, the solution has not been found even for the simple case of Bell multiports). Moreover, *all* solutions of Eq. (32) are needed, since all saddle points contribute to the approximation in general. On the other hand, it is relatively easy to find solutions to Eq. (32) numerically (for instance, by the all-purpose nonlinear equations solver available in MATLAB with a random

initial guess to find all possible solutions). It was found that the total number of solutions is dependent on $\{n_1/N, \dots, n_M/N\}$ and $\{m_1/M, \dots, m_M/M\}$ and that there can be symmetries leading to degeneracies. The absence of a formula for the total number of solutions prevents analysis of the computational complexity of Eq. (32).

Below we consider accuracy of the saddle point approximation in the two cases: the beam splitter and the tritter, where the beam splitter allows an analytical solution, while already the tritter case requires a numerical solution.

A. The two-mode (beam splitter) case

The case of beam-splitter, $M = 2$, is analytically solvable. As is known [44], two and three dimensional networks are uniquely defined by moduli $|U_{kl}|$ of the unitary matrix elements, whereas the $2M - 1$ phases are scaled out by changing the unimportant phases of the input and output mode states. Let us consider the symmetric beam splitter, which is given by the following matrix

$$U = \begin{pmatrix} -\frac{1}{\sqrt{2}} & \frac{1}{\sqrt{2}} \\ \frac{1}{\sqrt{2}} & \frac{1}{\sqrt{2}} \end{pmatrix}. \quad (33)$$

Then Eq. (32) leads to a quadratic equation for $R_1 = \frac{\sqrt{n_2} x_1}{\sqrt{n_1} x_2}$:

$$R_1^2 - 2\gamma R_1 + 1 = 0, \quad \gamma = \frac{m_2 - m_1}{2\sqrt{n_1 n_2}}. \quad (34)$$

1. The saddle points

Thus, there are two saddle points p whose x components in Eq. (15) are[55]

$$\begin{aligned} x_1 &= \sqrt{\frac{n_1}{N}} e^{i\phi/2}, & x_2 &= \sqrt{\frac{n_2}{N}} e^{-i\phi/2}, \\ e^{i\phi} &\equiv \gamma \mp i\sqrt{1 - \gamma^2}. \end{aligned} \quad (35)$$

The y component is given by $y_1 = (-\frac{n_1}{Nx_1} + \frac{n_2}{Nx_2})/\sqrt{2}$ and $y_2 = (\frac{n_1}{Nx_1} + \frac{n_2}{Nx_2})/\sqrt{2}$. In Eq. (35) we have introduced the phase ϕ , however, it is a real value only under the condition that $\gamma^2 < 1$, i.e., when

$$(\Delta n)^2 + (\Delta m)^2 < N^2, \quad (36)$$

with $\Delta n = n_2 - n_1$ and $\Delta m = m_2 - m_1$. Under condition (36) the y component can be given as follows

$$\begin{aligned} y_1 &= \sqrt{\frac{m_1}{N}} e^{i(\delta+\psi)/2}, & y_2 &= \sqrt{\frac{m_2}{N}} e^{i(\delta-\psi)/2}, \\ e^{2i\psi} &\equiv \sigma \mp i\sqrt{1-\sigma^2}, & \sigma &\equiv \frac{\Delta n}{2\sqrt{m_1 m_2}}, \\ e^{i\delta} &\equiv \frac{i\Delta n \Delta m \pm \sqrt{N^2 - (\Delta n)^2 - (\Delta m)^2}}{\sqrt{n_1 n_2 m_1 m_2}}. \end{aligned} \quad (37)$$

Since $4m_1 m_2 (1 - \sigma^2) = 4n_1 n_2 (1 - \gamma^2) = N^2 - (\Delta n)^2 - (\Delta m)^2$, the same threshold condition (36) applies to the phases ψ and δ . When condition (36) is violated, the phases ϕ , ψ , and δ become complex-valued (ϕ and ψ become imaginary). This corresponds to a phase transition in the bosonic probability amplitudes (see below).

The saddle points are given by Eq. (15). We get:

$$p_{11} = \frac{1}{2} \left(\frac{n_1}{N} + \sqrt{\frac{n_1 n_2}{NN}} \left[-\gamma \pm i\sqrt{1-\gamma^2} \right] \right), \quad (38)$$

$$p_{12} = \frac{1}{2} \left(\frac{n_1}{N} + \sqrt{\frac{n_1 n_2}{NN}} \left[\gamma \mp i\sqrt{1-\gamma^2} \right] \right), \quad (39)$$

$$p_{21} = \frac{1}{2} \left(\frac{n_2}{N} + \sqrt{\frac{n_1 n_2}{NN}} \left[-\gamma \mp i\sqrt{1-\gamma^2} \right] \right), \quad (40)$$

$$p_{22} = \frac{1}{2} \left(\frac{n_2}{N} + \sqrt{\frac{n_1 n_2}{NN}} \left[\gamma \pm i\sqrt{1-\gamma^2} \right] \right), \quad (41)$$

valid for the whole domain $|\Delta n| \leq N$, $|\Delta m| \leq N$. When condition (36) is satisfied, i.e., when $|\gamma| \leq 1$, both saddle points are complex-valued and contribute to the integral in Eq. (24). When it is violated, the saddle points become real valued. However, one of them does not contribute to the integral, since it escapes from the integration domain $0 \leq p_{kl} \leq 1$. Which one of the saddle points contributes depends on the sign of γ , i.e., the sign of Δm , and the ratio n_1/n_2 (see also Fig. 3(c) below).

Finally, after a simple algebra, the determinant given by Eq. (27) becomes

$$\begin{aligned} \det(D') &= \mp \frac{1}{8} e^{i\delta} \left(1 - \left[\frac{\Delta n}{N} \right]^2 \right)^{\frac{1}{2}} \left(1 - \left[\frac{\Delta m}{N} \right]^2 \right)^{\frac{1}{2}} \\ &\quad \times \left(1 - \left[\frac{\Delta n}{N} \right]^2 - \left[\frac{\Delta m}{N} \right]^2 \right)^{\frac{1}{2}}, \end{aligned} \quad (42)$$

where we have used that $16n_1 n_2 m_1 m_2 = (N^2 - (\Delta n)^2)(N^2 - (\Delta m)^2)$. Substituting Eqs. (35), (37), and (42) into Eq. (24) and the resulting approximation into Eq. (1) we obtain

the saddle-point approximation to bosonic probability amplitudes of the symmetric beam-splitter (33).

2. Comparison with the exact result

To compare with the exact result the following expression for bosonic probability amplitude for network matrix of Eq. (33) will be used (see also Ref. [3])

$${}_g\langle m_1, m_2 | n_1, n_2 \rangle_f = \frac{\sqrt{n_1! n_2! m_1! m_2!}}{2^{N/2}} \sum_q \frac{(-1)^q}{q!(n_1 - q)!(m_1 - q)!(m_2 + q - n_1)!}. \quad (43)$$

The summation index q satisfies $\max(0, n_1 - m_2) \leq q \leq \min(n_1, m_1)$. Eq. (43) is convenient for numerical evaluation of the exact result.

The comparison of the exact result (43) with the saddle point approximation can be divided into three regions. In the first region condition (36) is satisfied. This region contains the generalized HOM effect [2, 3]. In this case the amplitudes of two contributing terms in Eq. (24), corresponding to two saddle points, have the same moduli and the only difference lies in their relative phase. The corresponding domain in the two-dimensional plane with the coordinates Δn and Δm is the inside of the circle $(\Delta n)^2 + (\Delta m)^2 \lesssim N^2$. There is cancellation of the probability amplitudes for $n_1 = n_2 = N/2$ and odd values of m_1 , Fig. 3(a) (see also Refs. [2, 3]). In the saddle point approach, the cancellation is due to the symmetry of the two saddle-point contributions so that the only difference is their relative phase given by $(-1)^{m_1}$ (note: the cancellation is captured *exactly* by the saddle-point approximation).

On the other hand, there is another regime: the exponential decay of the probability amplitude as m_1 approaches either 0 or N , see Fig. 3(c). This regime has not been studied previously (for instance, the approximation of Ref. [3] only captures the oscillating regime). It appears when the condition (36) is violated. In this case, there is just one contributing saddle point, the one which has the smallest moduli contribution to the permanent (this is similar to what occurs in the saddle-point approximation to the Airy function).

The third region is about the circle $(\Delta n)^2 + (\Delta m)^2 \approx N^2$. This region contains two coalescing saddle points and cannot be approximated by Eq. (24) valid for the simple saddle points only (their contributions diverge on this circle, which is due to the determinant (42) approaching zero). Outside this region, which is restricted to narrow neighborhoods of the points $m_1 = 10$ and $m_1 = 50$ in Fig. 3(c), the saddle point approximation has a very

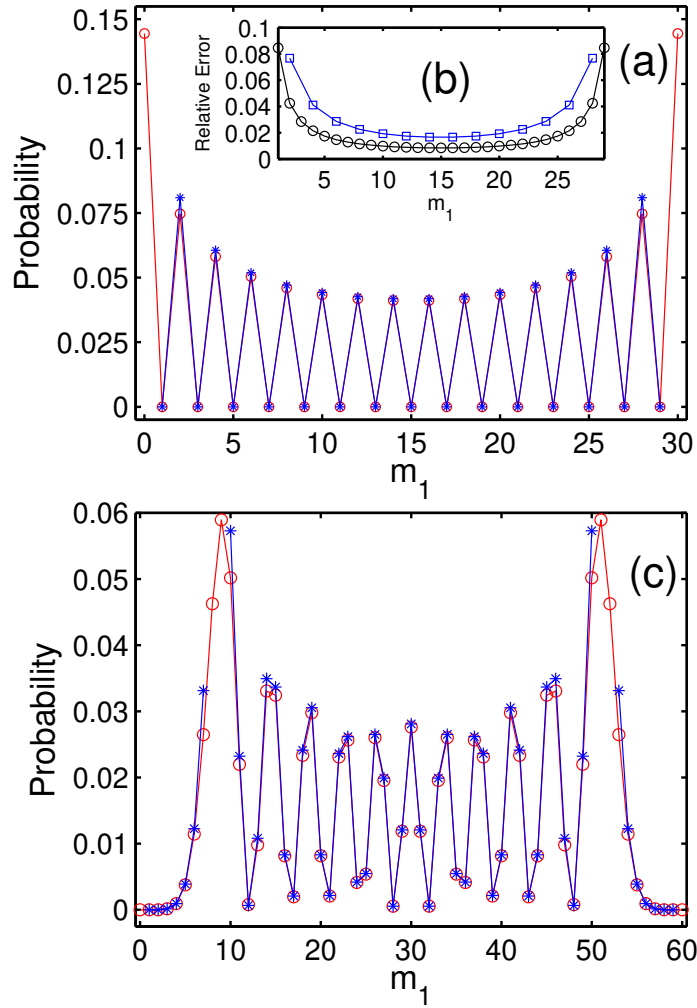


FIG. 3: Comparison of the saddle point approximation (shown by the stars) with the exact result (shown by the circles) for bosonic probability amplitude of the beam splitter (33) (to guide the eye, the numerical points are connected by lines). Panel (a): $N = 30$ and $n_1 = 15$. Panel (b) gives the relative error of panel (a) at the even points of m_1 (the squares) compared with the relative error of approximation of the binomial coefficient $\binom{N}{m_1}$ based on the Stirling formula (the circles). Panel (c): $N = 60$ and $n_1 = 10$, the two regions close to $m_1 = 10$ and $m_1 = 50$ are in the vicinity of the circle $(\Delta n)^2 + (\Delta m)^2 = N^2$ where the simple saddle point approximation of Eq. (24) fails (diverges). For $10 < m_1 < 50$ the two saddle points contribute, while for $m_1 < 10$ or $m_1 > 50$ just one saddle point contributes.

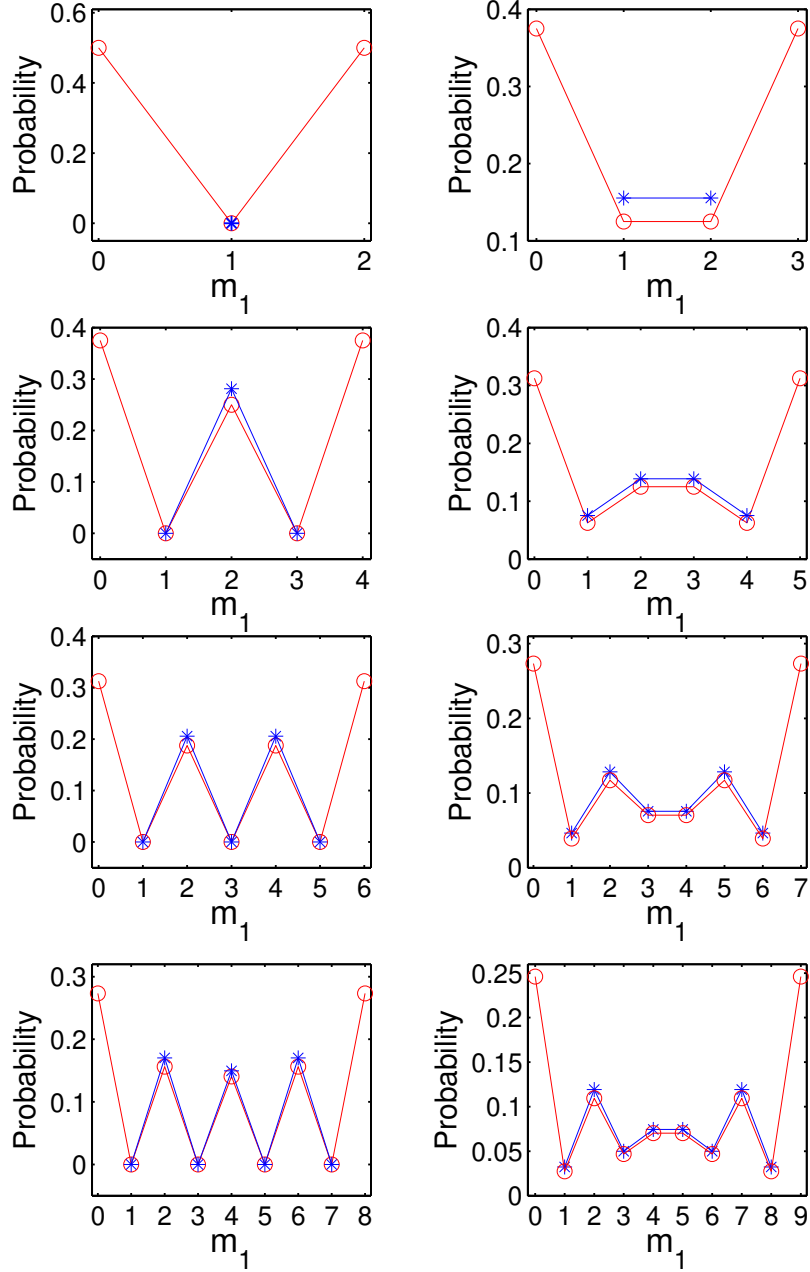


FIG. 4: The saddle point approximation (shown by the stars) is compared with the exact result (shown by the circles) for $N = \{2, 4, 6, 8\}$, the left column from top to bottom, and for $N = \{3, 5, 7, 9\}$, the right column from top to bottom. In the left column $n_1 = N/2$, while in the right one $n_1 = (N + 1)/2$ (note that the approximation is undefined for the endpoints $m_1 = 0$ and $m_1 = N$).

good accuracy as is shown in Fig. 3(b), where the accuracy of the approximation (24) is compared to that for the binomial coefficient, given by Eq. (B3) of B and used to build the approximation of the Fisher-Yates distribution (7). It is seen that the relative error is approximately twice as that in the approximation of the binomial coefficient.

The transition from the two contributing saddle points, with an oscillating probability amplitude as function of m_1 , to a single contributing saddle point, with an exponentially decaying probability amplitude, is similar to the Airy function behavior, thus the related integral in Eq. (24) can be, in principle, expressed through a linear combination of the Airy function and its first derivative. Such results are available for the real-valued coalescing saddle points (for instance, in Refs. [27, 28]). However, the method needs to be generalized to the complex-valued case before it could be applied to the integrals approximating the bosonic probability amplitudes.

Finally, it is interesting to observe that the saddle point approximation can give correct results down to the very small number of bosons, for instance, it correctly predicts the HOM effect [1] (though, obviously, small N lie far beyond the assumption that $N \gg 1$). Several results for small number of bosons are collected in Fig. 4, where we have $2 \leq N \leq 9$.

3. *Scaling of the relative error of the saddle point approximation*

Let us verify that the relative error scales as $1/N$ for fixed n_1 and m_1 . The scaling of the relative error of the saddle point approximation is given in Figs. 5 and 6. Comparing Fig. 5, where $m_1 = N/2$ and $n_1 = N/2$, Figs. 5(a)-(b), or $n_1 = 3N/4$, Figs. 5(c)-(d), with Fig. 6, where $m_1 = N/3$ and $n_1 = 2N/3$, one can notice the oscillations of the relative error around the law of the inverse proportionality in the latter case. The origin of these oscillations is unclear. For instance, they are not due to approaching the boundary circle $(\Delta n/N)^2 + (\Delta m/N)^2 = 1$, since all data points from the same figure represent one and the same point in the $(\Delta n/N, \Delta m/N)$ -square. The only explanation is a very complicated general dependence of bosonic probability amplitude on N for a fixed set of distributions $\{n_1/N, \dots, n_M/N\}$ and $\{m_1/M, \dots, m_M/M\}$ due to the fact that the phases of the individual saddle point contributions are multiplied by N .

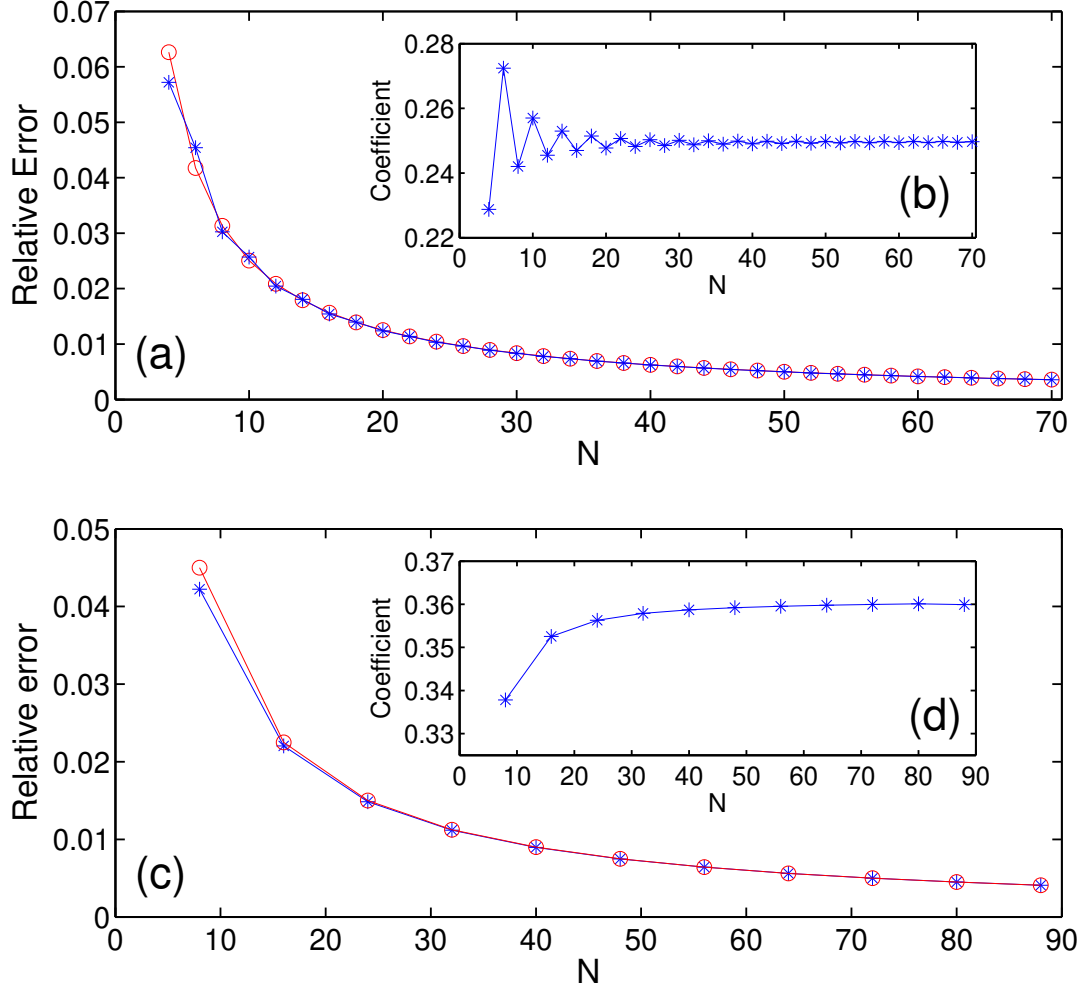


FIG. 5: The relative error $\mathcal{E} = \mathcal{E}(N)$ of the saddle point approximation (24) (shown by the stars) for $n_1 = N/2$ and $m_1 = N/2$, panels (a) and (b), and $n_1 = 3N/4$ and $m_1 = N/2$, panels (c) and (d), compared with the inverse proportionality law $f = \mathcal{E}(N_{max})N_{max}/N$ (shown by the circles), where N_{max} is the largest value of N . To guide the eye the data are connected by lines. The insets (b) and (d) give the coefficient $C(N) = \mathcal{E}(N)N$.

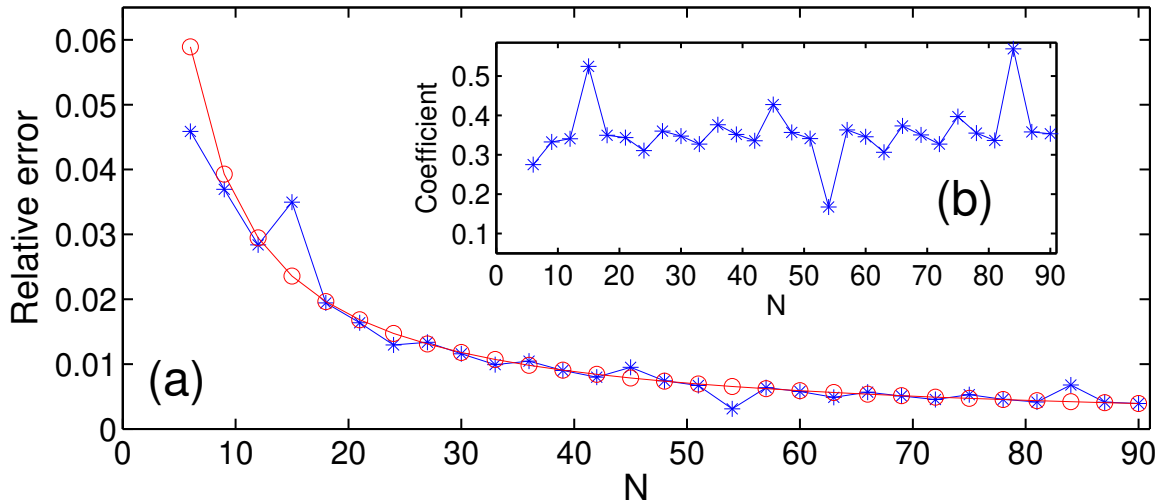


FIG. 6: Similar as in Fig. 5 but for $n_1 = 2N/3$ and $m_1 = N/3$ (the inverse proportionality law is fitted by using the data point at $N = 90$).

B. The three-mode (tritter) case

Let us now consider three mode network (the tritter). The canonical symmetric tritter, used, for instance, in the recent experiment on the boson sampler in Ref. [9], has the following network matrix

$$U = \frac{1}{\sqrt{3}} \begin{pmatrix} 1 & 1 & 1 \\ 1 & e^{2i\pi/3} & e^{-2i\pi/3} \\ 1 & e^{-2i\pi/3} & e^{2i\pi/3} \end{pmatrix}. \quad (44)$$

Nonlinear system in Eq. (32) with U from Eq. (44) seems to be unsolvable analytically, however, numerical solution contains at most six different saddle points. Moreover, numerical simulations with random three-mode unitary matrices U has shown that six is the maximal

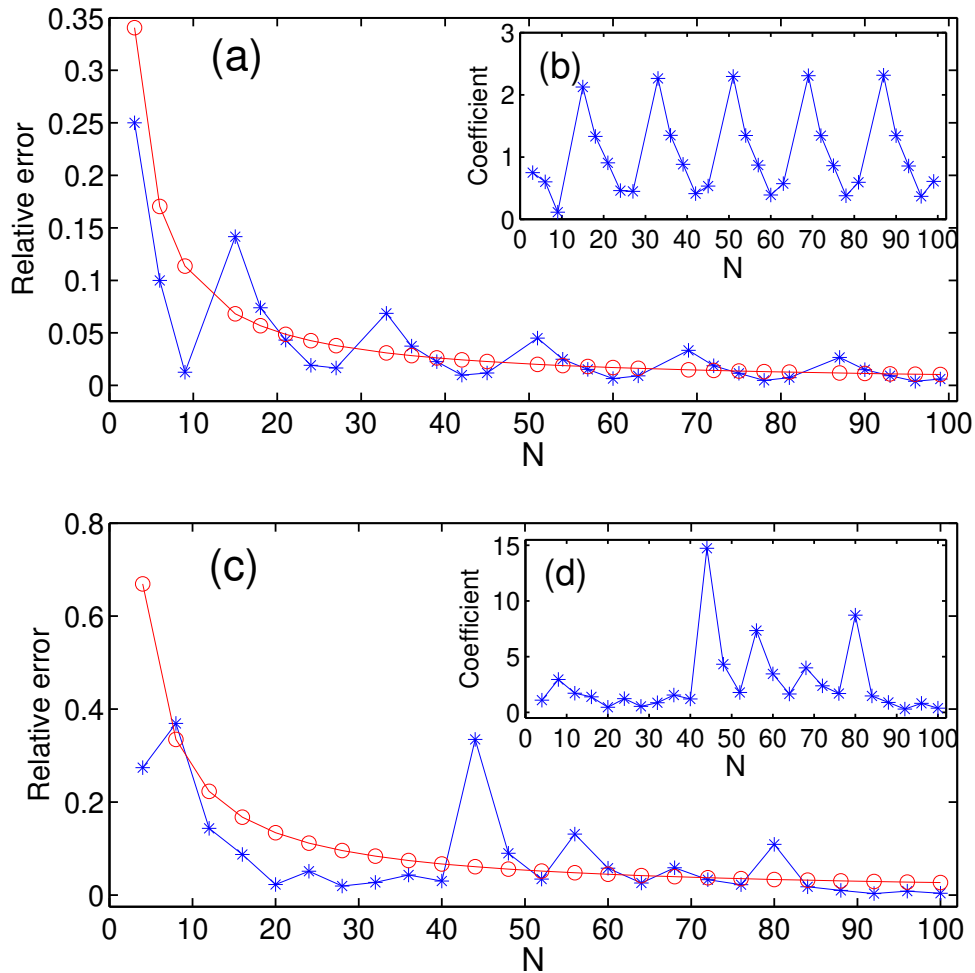


FIG. 7: The relative error $\mathcal{E} = \mathcal{E}(N)$ of the saddle point approximation (24) (shown by the stars) for the case of tritter (44) is compared with the inverse proportionality law $f = \bar{C}/N$ (shown by the circles), where \bar{C} is found by averaging $C(N) = \mathcal{E}(N)N$ over the numerical data points. To guide the eye the data are connected by lines. Here $n_k/N = 1/3$ and $m_k/N = 1/3$ with $N(1) = 3$ in panel (a) and (b), while $n_k/N = \{1/2, 1/4, 1/4\}$ and $m_k/N = \{1/4, 1/2, 1/4\}$ with $N(1) = 4$ in panel (c) and (d). Panels (b) and (d) give the coefficient $C(N)$.

number of saddle points for any three-mode network, where in most cases all saddle points contribute to the approximation and the respective vector parameters x and y have the following “most probable” form (after fixing one of the x -vector elements due to the scale invariance $x \rightarrow \lambda x$ of Eq. (32))

$$x_k = \sqrt{\frac{n_k}{N}} e^{i\phi_k}, \quad y_k = \sqrt{\frac{m_k}{N}} e^{i\psi_k}, \quad k = 1, 2, 3, \quad (45)$$

where ϕ_k and ψ_k are real values (phases). This “most probable” form is very similar to the general solution in the two-mode network case of section III A. However, the corresponding contributions to the approximation from such saddle points are not always of the same moduli as distinct from the two-mode network case. It is found that in the tritter case the approximation is not generally even qualitatively correct for small number of bosons, quite unlike the two-mode case in Fig. 4. Moreover, it is found that the relative error in the tritter case always has oscillations reminiscent of those in Fig. 6 for the two-mode case (what can explain the poor performance of the approximation for small N in this case). The behavior of the relative error is illustrated in Fig. 7. In this case the computation of the matrix permanent is done by a modified Ryser’s algorithm (similar as in Ref. [40]). Such algorithm has only polynomial in N complexity as is shown in Appendix D.

IV. CONCLUSION

We have shown that an asymptotic evaluation of matrix permanents giving bosonic probability amplitudes in unitary linear networks is possible for large number of bosons N and fixed network size M , such that $N \gg M$. The asymptotic approximation reduces the problem of evaluation of permanents of $N \times N$ -dimensional matrices with repeated rows and columns to a solution of a matrix scaling problem for $M \times M$ -dimensional network matrix, which is a system of bilinear equations in $2M - 1$ variables. For simple saddle points, an explicit formula for bosonic probability amplitudes is derived.

The asymptotic approximation has been compared with the exact analytical result available for the two-mode network, i.e., the beam-splitter, and has been found to have good accuracy correlated with accuracy of the approximation of multinomial coefficient (used as a building block of the saddle-point approximation). The approximation error is studied also for three-mode network, i.e., the tritter, where the saddle points were found numerically.

Interestingly, in the beam splitter case, the approximation correctly reproduces the behavior of probability amplitudes even for small number of bosons, for instance, it reproduces the original HOM effect. The relative error of the approximation is found to scale inversely with the number of bosons, however, the scaling is plagued by oscillations about the inverse scaling law (the origin of which is unclear). These oscillations degrade the approximation for small number of bosons in the case of the tritter, where, in contrast to the beam splitter case, the approximation performs poorly for small number of bosons.

It was found that there are various regimes of behavior of bosonic probability amplitudes in unitary networks, which are dependent on the number of contributing saddle points. For instance, in the beam-splitter case there are two regimes: (i) the oscillating regime, when two saddle point contribute to bosonic probability amplitude and the generalized Hong-Ou-Mandel effects take place, and (ii) the regime of exponential decay of bosonic probability amplitudes, when only one saddle point contributes.

Practical application of the method is conditioned on solution of the matrix scaling problem giving the saddle points (where the whole set of solutions is generally required). Another problem of different type has to be solved before practical application of the method is attempted. One has to derive a general formula for the saddle point method applicable when the saddle points coalesce. There is also an important topological problem of identifying the contributing saddle points, which is a highly nontrivial one in general [27], but may have the solution for the type of integrals appearing in the saddle point approximation of matrix permanents.

It is unlikely that there is analytical solution to the matrix scaling problem for M -mode network with $M > 2$, since the total number of different solutions grows rapidly with M . For $M = 2$ there are at most two saddle points. Numerical simulations with random network matrices indicate that for $M = 3$ there are at most six different saddle points, while for $M = 4$ there are at most twenty different saddle points. Therefore, the matrix scaling problem may have an exponential in M computational complexity (note that this complexity is an attribute of a quantum network: for classical particles on a network there is just one contributing saddle point).

Acknowledgements

The author would like to thank the referee for many valuable comments that resulted in substantial improvement of the presentation. This work was supported by the CNPq and FAPESP of Brazil.

Appendix A: Bosonic amplitudes expressed as matrix permanents

Consider a M -dimensional quantum unitary network where N bosons are launched into the input modes $|f_1\rangle, \dots, |f_M\rangle$ and are detected in the output modes $|g_1\rangle, \dots, |g_M\rangle$. The network is given by a $M \times M$ -dimensional unitary matrix U , $U^\dagger U = I$, which transforms the input modes into the output modes,

$$|f_k\rangle = \sum_{l=1}^M U_{kl} |g_l\rangle, \quad (\text{A1})$$

i.e., between the two orthogonal bases of a M -dimensional single-particle Hilbert space H . The goal is to express the bosonic transition amplitude between two Fock states $|n_1, \dots, n_M\rangle_f$ and $|m_1, \dots, m_M\rangle_g$, giving the input and output states of N bosons:

$$|n_1, \dots, n_M\rangle_f = \sqrt{\frac{N!}{\prod_{k=1}^M n_k!}} |f_{i_1}, \dots, f_{i_N}\rangle, \quad (\text{A2})$$

$$|m_1, \dots, m_M\rangle_g = \sqrt{\frac{N!}{\prod_{k=1}^M m_k!}} |g_{j_1}, \dots, g_{j_N}\rangle, \quad (\text{A3})$$

where $\sum_{k=1}^M n_k = \sum_{k=1}^M m_k = N$ and it is implied that the two sets $\{i_1, \dots, i_N\}$ and $\{j_1, \dots, j_N\}$ are composed of repeated mode indices, e.g.

$$(i_1, \dots, i_N) = (\underbrace{1, \dots, 1}_{n_1}, \underbrace{2, \dots, 2}_{n_2}, \dots, \underbrace{M, \dots, M}_{n_M}). \quad (\text{A4})$$

On the r.h.s.'s of Eqs. (A2) and (A3) there are unnormalized symmetric states of N particles in the tensor product of N single-particle Hilbert spaces $H \otimes H \otimes \dots \otimes H$. Such a state is given by a sum over all permutations τ of N indices of the single-particle states, divided by the number of all permutations, e.g.

$$|f_{i_1}, \dots, f_{i_N}\rangle = \frac{1}{N!} \sum_{\tau} |f_{i_{\tau(1)}}\rangle \otimes \dots \otimes |f_{i_{\tau(N)}}\rangle. \quad (\text{A5})$$

The bosonic transition amplitude between the Fock states of Eqs. (A2) and (A3) is given by a double sum over the two sets of permutations of indices in the inner product of the f and g states, i.e., the indices of elements of the network matrix U . This double sum is converted to a single one over all permutations of the column indices by transferring one of the two permutations to the co-product indices, i.e.,

$$\begin{aligned}
{}_g\langle m_1, \dots, m_M | n_1, \dots, n_M \rangle_f &= \left(\prod_{k=1}^M m_k! n_k! \right)^{-\frac{1}{2}} \\
&\times \frac{1}{N!} \sum_{\sigma} \sum_{\tau} \langle g_{j_{\sigma(1)}} | f_{i_{\tau(1)}} \rangle \cdots \langle g_{j_{\sigma(N)}} | f_{i_{\tau(N)}} \rangle \\
&= \left(\prod_{k=1}^M m_k! n_k! \right)^{-\frac{1}{2}} \frac{1}{N!} \sum_{\sigma} \sum_{\tau} U_{i_{\tau(1)}, j_{\sigma(1)}} \cdots U_{i_{\tau(N)}, j_{\sigma(N)}} \\
&= \left(\prod_{k=1}^M m_k! n_k! \right)^{-\frac{1}{2}} \sum_{\sigma'} U_{i_1, j_{\sigma'(1)}} \cdots U_{i_N, j_{\sigma'(N)}}, \tag{A6}
\end{aligned}$$

where $\sigma' \equiv \sigma \cdot \tau^{-1}$ runs over all permutations of N elements. One immediately recognizes a matrix permanent on the r.h.s. of Eq. (A6), where the matrix consist of repeated rows and columns of the network matrix U (where the order is insignificant due to permutational invariance of matrix permanent). Therefore, we introduce the notation $U[n_1, \dots, n_M | m_1, \dots, m_M]$ for such a matrix and obtain the resulting bosonic amplitude proportional to permanent of this matrix, i.e., Eq. (1) of section II (see also Refs. [17, 22, 29]).

Appendix B: Approximating the multinomial coefficient

The approximation of the multinomial coefficient, and hence of the Fisher-Yates distribution, can be based on an exact formula for the factorial for $n \geq 1$ [45]:

$$n! = \sqrt{2\pi(n + \theta_n)} \left(\frac{n}{e}\right)^n, \tag{B1}$$

where θ_n is tightly bounded: $1/6 < \theta_n < 0.177$. Interestingly, Eq. (B1) can be extended to all $n \geq 0$ by carefully defining the limit $0^0 = 1$ and redefining the lower bound to $\theta_0 = \frac{1}{2\pi} < \frac{1}{6}$. After some algebraic manipulations, the multinomial coefficient becomes

$$\frac{N!}{\prod_{k=1}^M n_k!} = \frac{\exp(N\mathcal{H}(\{\frac{n_k}{N}\}))}{\sqrt{(2\pi N)^{M-1}}} \left(\frac{1 + \frac{\theta_N}{N}}{\prod_{k=1}^M \left[\frac{n_k}{N} + \frac{\theta_{n_k}}{N} \right]} \right)^{\frac{1}{2}}, \tag{B2}$$

where \mathcal{H} is the expected Shannon entropy function $\mathcal{H}(\{\frac{n_k}{N}\}) \equiv -\sum_{k=1}^M \frac{n_k}{N} \ln(\frac{n_k}{N})$. Since θ in Eq. (B2) is always divided by $N \gg 1$, the simplest approximation is to drop it out completely, thereby making an error of order $\mathcal{O}(N^{-1})$ and restricting ourselves to $n_k \geq 1$. Assuming the latter, we obtain

$$\frac{N!}{\prod_{k=1}^M n_k!} = \frac{\exp(N\mathcal{H}(\{\frac{n_k}{N}\}))}{\sqrt{(2\pi N)^{M-1} \prod_{k=1}^M \frac{n_k}{N}}} (1 + \mathcal{O}(N^{-1})). \quad (\text{B3})$$

Finally, an even better approximation of the multinomial coefficient (for all $n \geq 0$) could be obtained if an uniform nonzero θ_n is selected, for instance $\theta_n = 1/6$, i.e., similar as in Gosper's approximation of the factorial [46]. Such a formula, though being more complicated, would then improve the approximation of the Fisher-Yates distribution of section II. However, for the sake of simplicity, we do not pursue this approach in the present work.

Appendix C: Proofs of the determinant identities of section II

Let us first proof a generalization of Sylvester's determinant identity, i.e., Eq. (21) of section II. To this goal, one can use the following auxiliary Gaussian integral

$$J = \int_{R^n} d^n x e^{-\tilde{x}Ax} \prod_{j=1}^m \delta\left(\sum_{i=1}^n C_{ji}x_i\right), \quad (\text{C1})$$

where, for convenience, we replace $C_{j,kl}$ by C_{ji} , i.e., the double index by a single one, and denote $m = 2M - 1$ and $n = M^2$. Here $\delta(y)$ is the Dirac delta function, $\tilde{x} = (x_1, \dots, x_n)$, $\det(A) \neq 0$, and $\text{rank}(C) = m$. Our determinant identity (21) follows if we evaluate J by two different methods. Let us assume that the real part in the Hermitian decomposition of A , $A = A_R + iA_I$, is positive: $A_R > 0$. The first method consists of direct integration over $n - m$ independent variables y extracted from the variables x . Suppose that the full rank submatrix $C^{(I)}$ is given by the first m columns of C , thus $C^{(II)}$ is the remaining columns. Then $\tilde{y} = (x_{m+1}, \dots, x_n)$. Resolving the constraints given by the Dirac delta functions in Eq. (C1) we express the dependent variables as $x^{(I)} = By$, where $B \equiv -(C^{(I)})^{-1}C^{(II)}$, thus the whole vector is as follows

$$x = \begin{bmatrix} B \\ I \end{bmatrix} y. \quad (\text{C2})$$

The integral in Eq. (C1) becomes

$$J = \frac{1}{|\det(C^{(I)})|} \int_{R^{n-m}} d^{n-m}y \exp \left\{ -\tilde{y} [\tilde{B}, I] A \begin{bmatrix} B \\ I \end{bmatrix} y \right\}, \quad (\text{C3})$$

where the real part of the quadratic form in the exponent is positive definite. The Gaussian integral in Eq. (C3) can be easily evaluated and we obtain

$$J = \sqrt{\pi^{n-m}} |\det(C^{(I)})|^{-1} \det \left([\tilde{B}, I] A \begin{bmatrix} B \\ I \end{bmatrix} \right)^{-\frac{1}{2}}. \quad (\text{C4})$$

On the other hand, one can also use the Fourier representation of the Dirac delta functions in the integrand of Eq. (C1) and, by interchanging the integration order, evaluate the integral J on the whole x space and then take the inverse Fourier transform. As all integrals are Gaussian they are easily evaluated. We obtain

$$\begin{aligned} J &= \int_{R^n} d^n x \int_{R^m} \frac{d^m \lambda}{(2\pi)^m} \exp \{ -\tilde{x} A x + i \tilde{\lambda} C x \} \\ &= \int_{R^m} \frac{d^m \lambda}{(2\pi)^m} \frac{\pi^{n/2}}{\sqrt{\det(A)}} \exp \left\{ -\frac{1}{4} \tilde{\lambda} C A^{-1} \tilde{C} \lambda \right\} \\ &= \sqrt{\pi^{n-m}} \left[\det(A) \det(C A^{-1} \tilde{C}) \right]^{-\frac{1}{2}}. \end{aligned} \quad (\text{C5})$$

Comparison of Eqs. (C4) and (C5) gives the determinant identity of Eq. (21) for nonsingular matrices A with a positive definite real part. The validity can be extended to arbitrary nonsingular matrices A by uniqueness of the analytic continuation in the complex plane, by noticing that the r.h.s.'s of Eqs. (C4) and (C5) are analytic functions of the elements of A .

Now, let us verify that all $(2M - 1) \times (2M - 1)$ -dimensional principal submatrices of matrix D (26), i.e., obtained by crossing out one row and one column with the same index, have equal determinant. This is a consequence of existence of a unique $2M$ -dimensional null eigenvector of D , $Dv = 0$, where $\tilde{v} = (1, \dots, 1, -1, \dots, -1)$ (which easily follows from the definition (26) and that $\text{rank}(C) = 2M - 1$). Consider now the adjoint matrix \hat{D} composed of the minors of D (the adjoint of A is the matrix \hat{A} satisfying $\hat{A}A = \det(A)I$). The principal minors of D are diagonal elements of \hat{D} , thus we have to verify that all diagonal elements of \hat{D} are equal. We have: $\hat{D}D = 0$ which is possible only if there is a vector u such that $\hat{D} = u\tilde{v}$. Since D is a symmetric matrix, such is also \hat{D} and we have $\hat{D} = \alpha v\tilde{v}$ for some scalar α . The

latter equality means $\hat{D}_{jj} = \alpha$ and hence the $(2M - 1) \times (2M - 1)$ -dimensional principal minors of D are all equal. This allows us to use any of the $(2M - 1) \times (2M - 1)$ -dimensional principal minors of D in the denominator on the r.h.s. in Eq. (24).

Finally, let us simplify the expression for a $(2M - 1) \times (2M - 1)$ -dimensional principal minor of D (26). To this goal the following determinant identity valid for 2×2 -block matrices can be used

$$\begin{aligned} \det \begin{pmatrix} A_1 & A_2 \\ A_3 & A_4 \end{pmatrix} &= \det(A_1) \det(A_4 - A_3 A_1^{-1} A_2) \\ &= \det(A_4) \det(A_1 - A_2 A_4^{-1} A_3), \end{aligned} \quad (\text{C6})$$

which is a generalization of the formula for determinant of 2×2 -dimensional matrices. For the $(2M - 1) \times (2M - 1)$ -dimensional principal minors of D we obtain

$$\begin{aligned} \det(D') &= \left[\prod_{k=1}^M \frac{n_k}{N} \right] \det(\Lambda'_2 - \tilde{p}' \Lambda_1^{-1} p') \\ &= \left[\prod_{k=1}^M \frac{m_k}{N} \right] \det(\Lambda'_1 - p' \Lambda_2^{-1} \tilde{p}'), \end{aligned} \quad (\text{C7})$$

where we have denoted $\Lambda_1 = \text{diag}(\frac{n_1}{N}, \dots, \frac{n_M}{N})$, $\Lambda_2 = \text{diag}(\frac{m_1}{N}, \dots, \frac{m_M}{N})$, whereas the matrices $\Lambda'_{1,2}$ and p' are those appearing in the submatrix D' .

Appendix D: On the computational complexity of the permanent of a matrix with repeated rows and/or columns

One can reduce the number of operations in Ryser's formula [19] giving the matrix permanent when the matrix has repeated rows or columns, (see also Appendix B in Ref. [40]). Indeed, Ryser's formula uses the inclusion and exclusion principle of Sylvester, it can be cast as

$$\text{per}(A) = \prod_{i=1}^N \sum_{j=1}^N A_{ij} - \sum_{S_1} \prod_{i=1}^N \sum_{j \in S_1} A_{ij} + \dots + (-1)^{N-1} \sum_{S_{N-1}} \prod_{i=1}^N \sum_{j \in S_{N-1}} A_{ij}, \quad (\text{D1})$$

where $S_R \subset \{1, \dots, N\}$ and has $N - R$ elements (hence, the first term corresponds to S_0). In Eq. (D1) the R th term is a sum over the products of row sums of the matrices extracted from A by crossing out R columns. Now let us consider the $N \times N$ -dimensional

matrix $U[n_1, \dots, n_M | m_1, \dots, m_M]$ of section II. Introducing the notation $U_{k_i l_j}$ for its (i, j) th element (where i and j run from 1 to N , while $1 \leq k_i, l_j \leq M$) we get from Eq. (D1)

$$\sum_{S_R} \prod_{i=1}^N \sum_{j \in S_R} U_{k_i l_j} = \sum_{r_1=0}^{m_1} \cdots \sum_{r_M=0}^{m_M} \delta_{\sum_{k=1}^M r_k, R} \prod_{k=1}^M \left\{ \frac{m_k!}{(m_k - r_k)! r_k!} \left[\sum_{l=1}^M (m_l - r_l) U_{kl} \right]^{r_k} \right\} \quad (\text{D2})$$

with the summation over $\{S_R\}$ being reduced to that over $\{r_1, \dots, r_M\}$ with $r_1 + \dots + r_M = R$ (r_l is the number of the l th column duplicates crossed out from $U[n_1, \dots, n_M | m_1, \dots, m_M]$). One can now easily estimate the number of floating point operations (flops) necessary for computing the permanent of $U[n_1, \dots, n_M | m_1, \dots, m_M]$. Indeed, computation of the R th term by Eq. (D2) involves T_R summations over $\{r_1, \dots, r_M\}$ and N multiplications of a sum comprised of between 1 and M elements U_{kl} . The worst case for the last two operations is thus MN flops. On the other hand, the number T_R can be expressed as

$$T_R = \sum_{r_1=0}^{m_1} \cdots \sum_{r_M=0}^{m_M} \delta_{\sum_{k=1}^M r_k, R} = \frac{1}{R!} \frac{d^R}{dz^R} P_N(z) \Big|_{z=0}, \quad (\text{D3})$$

where $P_N(z) = \prod_{k=1}^M (1 + z + \dots + z^{m_k})$. Thus T_R is the R th term in the Taylor expansion of $P_N(z)$ about $z = 0$ and with $\Delta z = 1$. While T_R seems to be given by a complicated dependence on R and $\{m_l\}$, their sum, i.e., the total number of flops in the summations over all sets $\{S_R\}$, has a simple expression. Indeed, using the fact that the Taylor expansion for $P_N(z)$ has only $N + 1$ terms, we get

$$\sum_{R=0}^{N-1} T_R = P_N(1) - 1 = \prod_{k=1}^M (m_k + 1) - 1. \quad (\text{D4})$$

Using this result and the previous estimates on the number of flops in the product and summation inside each sum over $\{r_1, \dots, r_M\}$, as in Eq. (D2), we get that the number of necessary flops \mathcal{F} in Ryser's formula can be reduced to a value satisfying

$$N \left[\prod_{k=1}^M (m_k + 1) - 1 \right] < \mathcal{F} < MN \left[\prod_{k=1}^M (m_k + 1) - 1 \right] \quad (\text{D5})$$

(note that by setting $M = N$ and $m_k = 1$ we get the well-known upper estimate on the number of flops necessary for computing the permanent of an arbitrary matrix by Ryser's formula: $\mathcal{N} = \mathcal{O}(N^2 2^N)$). Let us now analyze the worst case which is obtained by uniformly distributing the bosons over the modes, i.e., when $m_k = N/M$ (this maximizes the product

in Eq. (D5)). We obtain the upper estimate on the number of flops (assuming $N \gg M$, and M fixed)

$$\mathcal{F} = \mathcal{O}(N^{M+1}). \quad (\text{D6})$$

This result conforms with the general guess, stated in the Introduction, on the number of necessary flops for computing the permanent of a $N \times N$ -dimensional matrix of rank M .

Finally we note that complete characterization of a network for a given input $\{n_1, \dots, n_M\}$ is given by probabilities of all possible distributions $\{m_1, \dots, m_M\}$ of particles in the output modes. Hence, to characterize N bosons on a M -mode network with $N \gg M$ and M fixed one has to compute

$$\mathcal{N} = \sum_{m_1=0}^N \dots \sum_{m_M=0}^N \delta_{\sum_{k=1}^M m_k, N} = \frac{(M+N-1)!}{(M-1)!N!} = \mathcal{O}(N^{M-1}) \quad (\text{D7})$$

permanents. Thus the total number of necessary flops to characterize N bosons on a M -mode network with $N \gg M$ and M fixed is $\mathcal{F}_{Total} = \mathcal{O}(N^{2M})$.

-
- [1] C. K. Hong, Z. Y. Ou, and L. Mandel, *Phys. Rev. Lett.* **59** (1987) 2044.
 - [2] R. A. Campos, B. E. A. Saleh, and M. C. Teich, *Phys. Rev. A* **40** (1989) 1371.
 - [3] F. Laloë and W. J. Mullin, *Found. Phys.* **42** (2012) 53.
 - [4] Y. L. Lim and A. Beige, *New J. Phys.*, **7** (2005) 155.
 - [5] A. Zeilinger *et al*, in *Quantum Control and Measurement*, eds. H. Ezawa and Y. Murayama (Elsevier, Amsterdam, 1993).
 - [6] K. Mattle *et al*, *Appl. Phys. B* **60** (1995) S111.
 - [7] M. C. Tichy *et al*, *Phys. Rev. Lett.* **104** (2010) 220405.
 - [8] M. C. Tichy *et al*, *New J. Phys.*, **14** (2012) 093015.
 - [9] N. Spagnolo *et al*, *Nature Comm.* **4** (2013) 1606.
 - [10] B. J. Metcalf *et al*, *Nature Comm.* **4** (2013) 1356.
 - [11] M. A. Broome *et al*, *Science* **339** (2013) 794.
 - [12] J. B. Spring *et al*, *Science*, **339** (2013) 798.
 - [13] M. Tillmann *et al*, *Nature Photonics*, doi:10.1038/nphoton.2013.102.
 - [14] A. Crespi *et al*, quant-ph/1212.2783.
 - [15] E. Knill, R. Laflamme, and G. J. Milburn, *Nature* **409** (2001) 46.

- [16] H. Minc, *Permanents, Encyclopedia of Mathematics and Its Applications*, Vol. **6** (Addison-Wesley Publ. Co., Reading, Mass., 1978).
- [17] E. R. Caianiello, *Nuovo Cimento*, **10** (1953) 1634; *Combinatorics and Renormalization in Quantum Field Theory*, *Frontiers in Physics, Lecture Note Series* (W. A. Benjamin, Reading, MA, 1973).
- [18] L. G. Valiant, *Theoretical Comput. Sci.*, **8** (1979) 189.
- [19] H. Ryser, *Combinatorial Mathematics*, *Carus Mathematical Monograph No. 14.* (Wiley, 1963).
- [20] S. Aaronson, *Proc. Roy. Soc. London A*, **467** (2008) 3393.
- [21] M. Jerrum, A. Sinclair, and E. Vigoda, *Journal of the ACM*, **51** (2004) 671.
- [22] L. Troyanski and N. Tishby, Permanent uncertainty: On the Quantum evaluation of the determinant and the permanent of a matrix, in *Proceedings of PhysComp96* (1996).
- [23] S. Aaronson and A. Arkhipov, *Theory of Computing* **9** (2013) 143.
- [24] L. Gurvits, in *Mathematical Foundations of Computer Science, Lecture Notes in Computer Science*, Vol. **3618** (2005) 447.
- [25] N. Spagnolo *et al*, [quant-ph/1305.3188](https://arxiv.org/abs/quant-ph/1305.3188).
- [26] R. L. Graham and D. H. Lehmer, *J. Austral. Math. Soc. (Series A)* **21** (1976) 487.
- [27] M. V. Fedoryuk, *The saddle-point method* (In Russian) (Nauka, Moscow, 1977).
- [28] M. V. Fedoryuk, *Zh. Vych. Mat.*, **4** (1964) 671.
- [29] S. Scheel, [quant-ph/0406127](https://arxiv.org/abs/quant-ph/0406127).
- [30] R. A. Fisher, *Statistical Methods for Research Workers* 5th ed. (Oliver and Boyd, Edinburgh, 1934).
- [31] F. Yates, *J. Roy. Statist. Soc. Suppl.* **1** (1934) 217.
- [32] I. J. Good, *Ann. Stat.* **4** (1976) 1159.
- [33] P. Diaconis and B. Efron, *Ann. Stat.* **13** (1985) 845.
- [34] P. Diaconis and A. Gangolli, *IMA Vol. Math. Appl.* **72** (1995) 15.
- [35] J. Urías, *J. Phys. A: Math. Theor.* **44** (2011) 305303.
- [36] E. Bender, *Discr. Math.* **10** (1974) 217.
- [37] A. Barvinok, *Prob. Comput.* **17** (2008) 1.
- [38] C. Greenhill and B. D. McKay, *Adv. Appl. Math.* **41** (2008) 459.
- [39] A. Barvinok, *Int. Math. Res. Not.* **2009** (2008) 348.
- [40] M. C. Tichy, *Entanglement and Interference of Identical Particles* (PhD Thesis, Freiburg

University, 2011).

- [41] R. Sinkhorn, Notices Am. Math. Soc. **9** (1962) 592; Ann. Math. Stat. **35** (1964) 876.
- [42] A. W. Marshall and I. Olkin, Numerische Math. **12** (1968) 83.
- [43] A. Barvinok, Advances in Mathematics **211** (2007) 105.
- [44] H. J. Bernstein, J. Math. Phys. **15** (1974) 1677.
- [45] C. Mortici, J. Math. Ineqs. **5** (2011) 611.
- [46] R. W. Gosper, Proc. Natl. Acad. Sci. USA, **75** (1978) 40.
- [47] There is an important exception of permanents of matrices with positive elements, which can be effectively approximated [21], but such permanents are not connected to the *quantum* transition amplitudes in linear networks.
- [48] Eq. (4) could also be deduced from Eq. (1) and the formula for bosonic probability amplitude derived in Ref. [35] by application of Wick's theorem; note that using the matrix permanent and the Laplace expansion is an impressive shortcut to that involved derivation.
- [49] Besides physical interpretation as the sum over quantum probability amplitudes of all possible transitions through the network, i.e., a variant of R. Feynman's path integral formula.
- [50] There are $C_{in} = \frac{N!}{\prod_{k=1}^M n_k!}$ ways to distribute bosons over the input modes, $C_{out} = \frac{N!}{\prod_{l=1}^M m_l!}$ ways to distribute bosons over the output modes, and, as the two distributions are independent, in total $C_{in}C_{out}$ ways to distribute bosons over the input and output modes. For a table S_{kl} we select $C_S = \frac{N!}{\prod_{k,l=1}^M S_{kl}!}$ combinations from these distributions, thus $P(\{S_{kl}\}|\{n_k, m_l\}) = \frac{C_S}{C_{in}C_{out}}$, i.e., Eq. (5).
- [51] Note that an arbitrary subset of $2M - 1$ delta functions can be used, see also C.
- [52] The specific subset of $2M - 1$ constraints is in accord with the selected measure in Eq. (11).
- [53] This is also manifested by *exact* cancellation of probability amplitudes in the generalized HOM effect, Figs. 3 and 6 of section III.
- [54] Multiplication of all x -variables by a complex number λ , $x_k \rightarrow \lambda x_k$, does not change the saddle points, since it induces the inverse scaling of the y -variables: $y_k \rightarrow y_k/\lambda$.
- [55] To obtain $x_{1,2}$ from R_1 we have taken into account the scale invariance $x \rightarrow \lambda x$ and $y \rightarrow y/\lambda$.