

Graph Reconstruction via Distance Oracles

Claire Mathieu* and Hang Zhou**

Département d'Informatique UMR CNRS 8548,
École Normale Supérieure, Paris, France
{cmathieu, hangzhou}@di.ens.fr

Abstract. We study the problem of reconstructing a hidden graph given access to a distance oracle. We design randomized algorithms for the following problems: reconstruction of a degree bounded graph with query complexity $\tilde{O}(n^{3/2})$; reconstruction of a degree bounded outerplanar graph with query complexity $\tilde{O}(n)$; and near-optimal approximate reconstruction of a general graph.

1 Introduction

Decentralized networks (such as the Internet or sensor networks) raise algorithmic problems different from static, centrally planned networks. A challenge is the lack of accurate maps for the topology of these networks, due to their dynamical structure and to the lack of centralized control. How can we achieve an accurate picture of the topology with minimal overhead? This problem has recently received attention (see e.g., [4,8,10,12]).

For Internet networks, the topology can be investigated at the router and autonomous system (AS) level, where the set of routers (ASs) and their physical connections (peering relations) are the vertices and edges of a graph, respectively. Traditionally, inference of routing topology has relied on tools such as traceroute and mtrace to generate path information. However, these tools require cooperation of intermediate nodes or routers to generate messages. Increasingly, routers block traceroute requests due to privacy and security concerns, so inference of topology increasingly relies on delay information rather than on the route itself. At this level of generality, many problems are provably intractable [2], thus suggesting the need to study related but simpler questions. In this paper, for simplicity we assume that we have access to every vertex in the graph, and only the edges are unknown.

The problem. Consider the shortest path metric $\delta(\cdot, \cdot)$ of a connected, unweighted graph $G = (V, E)$, where $|V| = n$. In our computational model, we are given

* CNRS. Research supported in part by the French ANR Blanc program under contract ANR-12-BS02-005 (RDAM project) and by the NSF medium AF grant 0964037.

** Research supported in part by the French ANR Blanc program under contract ANR-12-BS02-005 (RDAM project).

the vertex set V , and we have access to δ via a *query oracle* $\text{QUERY}(\cdot, \cdot)$ which, upon receiving a query $(u, v) \in V^2$, returns $\delta(u, v)$. The *metric reconstruction problem* is to find the metric δ on V . The efficiency of a reconstruction algorithm is measured by its *query complexity*, i.e., the number of queries to the oracle. (We focus on query complexity, but our algorithms can also easily be implemented in polynomial time and space).

Note that finding δ is equivalent to finding every edge in E , thus this problem is also called the *graph reconstruction problem*.

Related work. Reyzin and Srivastava [18] showed an $\Omega(n^2)$ lower bound for the graph reconstruction problem on general graphs. We extend their result to get a lower bound for the graph approximate reconstruction problem.

To reconstruct graphs of bounded degree, we apply some algorithmic ideas previously developed for compact routing [21] and ideas for Voronoi cells [15].

A closely related model in network discovery and verification provides queries which, upon receiving a node q , returns the distances from q to all other nodes in the graph [12], instead of the distance between a pair of nodes in our model. The problem of minimizing the number of queries is **NP**-hard and admits an $O(\log n)$ -approximation algorithm (see [12]). In another model, a query at a node q returns all edges on all shortest paths from q to any other node [4]. Network tomography also proposes statistical models [6,20].

Our results. In Section 2, we consider the reconstruction problem on graphs of bounded degree. We provide a randomized algorithm to reconstruct such a graph with query complexity $\tilde{O}(n^{3/2})$. Our algorithm selects a set of nodes (called *centers*) of expected size $\tilde{O}(\sqrt{n})$, so that they separate the graph into $\tilde{O}(\sqrt{n})$ slightly overlapped subgraphs, each of size $O(\sqrt{n})$. We show that the graph reconstruction problem is reduced to reconstructing every subgraph, which can be done in $O(n)$ queries by exhaustive search inside this subgraph.

In Section 3, we consider *outerplanar* graphs of bounded degree. An *outerplanar* graph is a graph which can be embedded in the plane with all vertices on the exterior face. Chartrand and Harary [7] first introduced outerplanar graphs and proved that a graph is outerplanar if and only if it contains no subgraph homeomorphic from K_4 or $K_{2,3}$. Outerplanar graphs have received much attention in the literature because of their simplicity and numerous applications. In this paper, we show how to reconstruct degree bounded outerplanar graphs with expected query complexity $\tilde{O}(n)$. The idea is to find the node x which appears most often among all shortest paths (between every pair of nodes), and then partition the graph into components with respect x . We will show that such partition is β -balanced for some constant $\beta < 1$, i.e., each resulting component is at most β fraction of the graph. Such partitioning allows us to reconstruct the graph recursively with $O(\log n)$ levels of recursion. However, it takes too many queries to compute all shortest paths in order to get x . Instead, we consider an approximate version of x by computing a sampling of shortest paths to get the node which is most often visited among all sampling shortest paths. We will show that the node obtained in this way is able to provide a β -balanced partition with

high probability. Our algorithm for outerplanar graphs gives an $O(\Delta \cdot n \log^3 n)$ bound which, for a tree (a special case of an outerplanar graph), is only slightly worse than the optimal algorithm for trees with query complexity $O(\Delta \cdot n \log n)$ (see [14]). On the other hand, the tree model typically restricts queries to pairs of tree leaves, but we allow queries of any pair of vertices, not just leaves.

In Section 4, we consider an approximate version of the metric reconstruction problem for general graphs. The metric $\hat{\delta}$ is an f -approximation of the metric δ if for every pair of nodes (u, v) , $\hat{\delta}(u, v) \leq \delta(u, v) \leq f \cdot \hat{\delta}(u, v)$, where f is any sub-linear function of n . We give a simple algorithm to compute an f -approximation of the metric with expected query complexity $O(n^2(\log n)/f)$. We show that our algorithm is near-optimal by providing an $\Omega(n^2/f)$ query lower bound.

An open question is whether the $\tilde{O}(n^{3/2})$ bound in Theorem 1 is tight.

Other models. The problem of reconstructing an unknown graph by queries that reveal partial information has been studied extensively in many different contexts, independently stemming from a number of applications.

In evolutionary biology, the goal is to reconstruct evolutionary trees, thus the hidden graph has a tree structure. One may query a pair of species and get in return the distance between them in the (unknown) tree [22]. See for example [14,16,19]. In this paper, we assume that our graph is not necessarily a tree, but may have an arbitrary connected topology.

Another graph reconstruction problem is motivated by DNA shotgun sequencing and linkage discovery problem of artificial intelligence [5]. In this model we have access to an oracle which receives a subset of vertices and returns the number of edges whose endpoints are both in this subset. This model has been much studied (e.g., [3,9,13,18]) and an optimal algorithm has been found in [17]. Our model is different since there is no counting.

Geometric reconstruction deals with, for example, reconstructing a curve from a sampling of points [1,11] or reconstructing a road network from a given collection of path traces [8]. In contrast, our problem contains no geometry, so results are incomparable.

2 Degree Bounded Graphs

Theorem 1. *Assume that the graph G has bounded degree Δ . Then we have a randomized algorithm for the metric reconstruction problem, with query complexity $O(\Delta^4 \cdot n^{3/2} \cdot \log^2 n \cdot \log \log n)$, which is $\tilde{O}(n^{3/2})$ when Δ is constant.*

Our reconstruction proceeds in two phases.

In the first phase, we follow the notation from Thorup and Zwick [21]: Let $A \subset V$ be a subset of vertices called *centers*. For $v \in V$, let $\delta(A, v) = \min\{\delta(u, v) \mid u \in A\}$ denote the distance from v to the closest node in A . For every $w \in V$, let the *cluster* of w with respect to the set A be defined by $C_w^A = \{v \in V \mid \delta(w, v) < \delta(A, v)\}$. Thus for $w \notin A$, C_w^A is the set of the vertices whose closest neighbor in $A \cup \{w\}$ is w . Algorithm MODIFIED-CENTER(V, s), which is randomized, takes

as input the vertex set V and a parameter $s \in [1, n]$, and returns a subset $A \subset V$ of vertices such that all clusters C_w^A (for all $w \in V$) are of size at most $6n/s$. A has expected size at most $2s \log n$, thus the expected number of queries is $O(s \cdot n \cdot \log^2 n \cdot \log \log n)$. This algorithm applies, in a different context, ideas from [21], except that we use sampling to compute an estimate of $|C_w^A|$.

In the second phase, Algorithm LOCAL-RECONSTRUCTION(V, A) takes as input the vertex set V and the set A computed by MODIFIED-CENTER(V, s), and returns the edge set of G . It partitions the graph into slightly overlapped components according to the centers in A , and proceeds by exhaustive search within each component. Inspired by the Voronoi diagram partitioning in [15], we show that these components together cover every edge of the graph. The expected query complexity in this phase is $O(s \log n(n + \Delta^4(n/s)^2))$.

Letting $s = \sqrt{n}$, the expected total number of queries in the two phases is $O(\Delta^4 \cdot n^{3/2} \cdot \log^2 n \cdot \log \log n)$.

We use the notation $\text{QUERY}(A, v)$ to mean $\text{QUERY}(a, v)$ for every $a \in A$, and the notation $\text{QUERY}(A, B)$ to mean $\text{QUERY}(a, b)$ for every $a \in A$ and $b \in B$.

MODIFIED-CENTER(V, s)

```

1   $A \leftarrow \emptyset, W \leftarrow V$ 
2   $T \leftarrow K \cdot \log n \cdot \log \log n$  ( $K = O(1)$  to be defined later)
3  while  $W \neq \emptyset$ 
4      do  $A' \leftarrow$  Random subset of  $W$  s.t. every node has prob.  $s/|W|$ 
5           $\text{QUERY}(A', V)$ 
6           $A \leftarrow A \cup A'$ 
7          for  $w \in W$ 
8              do  $X \leftarrow$  Random multi-subset of  $V$  with  $s \cdot T$  elements
9                   $\text{QUERY}(X, w)$ 
10                 Let  $\widehat{C}_w^A \leftarrow |X \cap C_w^A| \cdot n/|X|$ 
11                  $W \leftarrow \{w \in W : \widehat{C}_w^A \geq 5n/s\}$ 
12 return  $A$ 

```

LOCAL-RECONSTRUCTION(V, A)

```

1   $E \leftarrow \emptyset$ 
2  for  $a \in A$ 
3      do  $B_a \leftarrow \{v \in V \mid \delta(v, a) \leq 2\}$ 
4           $\text{QUERY}(B_a, V)$ 
5           $D_a \leftarrow B_a$ 
6          for  $b \in B_a$ 
7              do  $D_a \leftarrow D_a \cup \{v \in V \mid \delta(b, v) < \delta(A, v)\}$ 
8           $\text{QUERY}(D_a, D_a)$ 
9           $E \leftarrow E \cup \{(d_1, d_2) \in D_a \times D_a : \delta(d_1, d_2) = 1\}$ 
10 return  $E$ 

```

Figure 1 gives an illustration of Algorithm LOCAL-RECONSTRUCTION(V, A). Vertices a_1, \dots, a_5 are centers in A and define subsets D_{a_1}, \dots, D_{a_5} which overlap

slightly. We will show in Lemma 3 that the subsets D_a (for all $a \in A$) together cover every edge in E . Thus the local reconstruction over every D_a (for $a \in A$) is sufficient to reconstruct the graph.

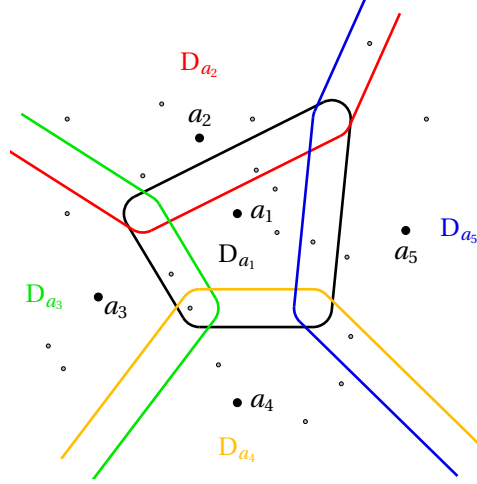


Fig. 1. Partition by centers

Theorem 1 follows from Lemma 2 and 3.

Lemma 2. *With probability at least $1/(4e)$, the $\text{MODIFIED-CENTER}(V, s)$ algorithm takes $O(s \cdot n \cdot \log^2 n \cdot \log \log n)$ queries and returns a set A of size at most $4s \log n$ such that $|C_w^A| \leq 6n/s$ for every $w \in V$.*

Remark. *The difference between our algorithm and algorithm $\text{CENTER}(G, s)$ in [21] is that, $\text{CENTER}(G, s)$ eliminates $w \in W$ when $|C_w^A| < 4n/s$, by calculating $|C_w^A|$ exactly, which needs n queries in our model; while our algorithm gives an estimation of $|C_w^A|$ using $O(s \cdot \log n \cdot \log \log n)$ queries, so that with high probability, it eliminates $w \in W$ when $C_w^A < 4n/s$ and it does not eliminate $w \in W$ when $C_w^A > 6n/s$.*

Proof. Fix A and w and let $Y_w = |X \cap C_w^A| = |\{x \in X \mid \delta(x, w) < \delta(x, A)\}|$. The expected value of Y_w is $|C_w^A| \cdot |X|/n$. Since X is random, by standard Chernoff bounds there is a constant K such that, for any node w ,

$$\begin{cases} \mathbb{P}[Y_w > 5T] > 1 - 1/(4n \log n), & \text{if } C_w^A > 6n/s \text{ (and thus } E[Y_w] > 6T) \\ \mathbb{P}[Y_w < 5T] > 1 - 1/(4n \log n), & \text{if } C_w^A < 4n/s \text{ (and thus } E[Y_w] < 4T). \end{cases}$$

Let $\widehat{C}_w^A = Y_w \cdot n/|X|$, where $|X| = s \cdot T$. When the number of nodes w in estimation is at most $4n \log n$, with probability at least $(1 - 1/(4n \log n))^{4n \log n} \sim$

$1/e$, we have:

$$\begin{cases} \widehat{C}_w^A > 5n/s, & \text{if } C_w^A > 6n/s \\ \widehat{C}_w^A < 5n/s, & \text{if } C_w^A < 4n/s \end{cases}, \text{ for every } w \text{ in estimation.} \quad (1)$$

We assume that n is large enough that this probability is at least $1/(2e)$.

Using the same proof as that of Theorem 3.1 in [21], we can prove that under condition (1), algorithm MODIFIED-CENTER(V, s) executes an expected number of at most $2 \log n$ iterations of the while loop and returns a set A of expected size at most $2s \log n$ such that $|C_w^A| \leq 6n/s$ for every $w \in V$. Thus with probability at least $1/2$, the algorithm executes at most $4 \log n$ iterations of the while loop and the set A is of size at most $4s \log n$. The number of queries is $O(s \cdot n \cdot \log^2 n \cdot \log \log n)$ in this case, since every iteration takes $O(s \cdot n \cdot \log n \cdot \log \log n)$ queries. So the lemma follows. \square

Lemma 3. *Under the conditions that $|A| \leq 4s \log n$ and $|C_w^A| \leq 6n/s$ for every $w \in V$, Algorithm LOCAL-RECONSTRUCTION(V, A) finds all edges in the graph using $O(s \log n(n + \Delta^4(n/s)^2))$ queries.*

Proof. Let $D_a = B_a \cup_{b \in B_a} C_b^A$. We will prove that for every edge (u, v) in E , there is some $a \in A$, such that u and v are both in D_a . Thus the algorithm is correct: it finds all edges in E .

Consider $(u, v) \in E$. Without loss of generality, we assume $\delta(A, u) \leq \delta(A, v)$. Let $a \in A$ be such that $\delta(a, u) = \delta(A, u)$. We will show that u and v are both in D_a . When $\delta(a, u) \leq 1$, u and v are both in $B_a \subseteq D_a$. So we consider only $\delta(a, u) \geq 2$. Take b to be the node, in any of the shortest paths from a to u , such that $\delta(a, b) = 2$. Then $\delta(b, u) = \delta(a, u) - 2$ and $\delta(b, v) \leq \delta(b, u) + \delta(u, v) = \delta(a, u) - 1$ by the triangle inequality. Using $\delta(a, u) = \delta(A, u) \leq \delta(A, v)$, we have $\delta(b, u) < \delta(A, u)$ and $\delta(b, v) < \delta(A, v)$. So u and v are both in C_b^A , which is a subset of D_a since $b \in B_a$.

Because every D_a (for $a \in A$) has size at most $\Delta^2 \cdot 6n/s$, the total query complexity is $O(s \log n(n + \Delta^4(n/s)^2))$. \square

3 Degree Bounded Outerplanar Graphs

In this section, we consider the connected graph $G = (V, E)$ to be *outerplanar* [7] and of bounded degree Δ . We show how to reconstruct such a graph with expected query complexity $\tilde{O}(n)$. Generally speaking, we partition the graph into balanced-sized subgraphs and recursively reconstruct these subgraphs.

3.1 Self-contained Subsets, Polygons and Partitions

Before giving details of the algorithm, we first need some new notions.

Definition 4. *The subset $U \subseteq V$ is said to be self-contained, if for every $(x, y) \in U \times U$, any shortest path in G between x and y contains nodes only in U .*

For every subset $U \subseteq V$, note $G[U]$ to be the subgraph *induced* by U , i.e., $G[U]$ has exactly the edges over U in the graph. It is easy to see that for every self-contained subset U , $G[U]$ is outerplanar and connected; and that the intersection of several self-contained subsets is again self-contained.

Definition 5. We say that the k -tuple $(x_1, \dots, x_k) \in V^k$ (where $k \geq 3$) forms a polygon if $G[\{x_1, \dots, x_k\}]$ has exactly k edges: $(x_1, x_2), (x_2, x_3), \dots, (x_k, x_1)$.

Definition 6. Let U be a self-contained subset of V and let U_1, \dots, U_η be subsets of U . We say that $\{U_1, \dots, U_\eta\}$ is a partition of U if every U_i is self-contained, and for every edge (x, y) in $G[U]$, there exists some U_i ($1 \leq i \leq \eta$) such that x and y are both in U_i . Let $\beta < 1$ be some constant. The partition $\{U_1, \dots, U_\eta\}$ of U is said to be β -balanced if every U_i is of size at most $\beta|U|$.

Given any partition of U , the reconstruction problem over U can be reduced to the independent reconstruction over every U_i ($1 \leq i \leq \eta$).

Let U be a self-contained subset of V . For every vertex $v \in U$, its removal would separate U into n_v ($n_v \geq 1$) connected components. For every $i \in [1, n_v]$, let $S_{v,i}^*$ be the set of nodes in the i^{th} component and let $S_{v,i} = S_{v,i}^* \cup \{v\}$. We say that $\{S_{v,1}, \dots, S_{v,n_v}\}$ is the *partition of U by the node v* .

3.2 Balanced-Partition Algorithm

Let us now introduce the main algorithm BALANCED-PARTITION(U), which takes as input a self-contained subset $U \subseteq V$ with $|U| \geq 10$ and returns a β -balanced partition of U , for some constant $\beta \in (0.7, 1)$. The algorithm takes a sampling of 2ω nodes $(a_1, \dots, a_\omega, b_1, \dots, b_\omega)$, where $\omega = C \cdot \log |U|$ for some constant $C > 1$, and tries to find a β -balanced partition of U under this sampling. It stops if it finds such a partition, and repeatedly tries another sampling otherwise. Below is the general framework of our algorithm. The details of the algorithmic implementation are given in Appendix A, where we give the constants C and β .

1. Take a sampling of 2ω nodes $(a_1, \dots, a_\omega, b_1, \dots, b_\omega)$. For every $i \in [1, \omega]$, compute a shortest path between a_i and b_i . Let x be some node with the most occurrences in the ω paths above.
2. Partition U into $S_{x,1}, \dots, S_{x,n_x}$ by the node x . If all these sets have size at most $\beta|U|$, return $\{S_{x,1}, \dots, S_{x,n_x}\}$; otherwise let $D = S_{x,k}$ be the largest set among them and let $V_0 = U \setminus S_{x,k}^*$.
3. In the set D , compute the neighbors of x in order: y_1, \dots, y_λ , where $\lambda \leq \Delta$. If $\lambda = 1$, go to Step 1.
4. For every $i \in [1, \lambda]$, partition U into $S_{y_i,1}, \dots, S_{y_i,n_{y_i}}$ by y_i . Let S_{y_i,k_i} be the subset containing x and let $V_i = U \setminus S_{y_i,k_i}^*$ (see Figure 2). If $|V_i| > \beta|U|$, go to Step 1.
5. Let $T = D \cap S_{y_1,k_1} \cap \dots \cap S_{y_\lambda,k_\lambda}$. Separate T into subsets $T_1, \dots, T_{\lambda-1}$ as in Figure 2. If every T_i has at most $\beta|U|$ nodes, return $\{T_1, \dots, T_{\lambda-1}, V_0, \dots, V_\lambda\}$.
6. Let T_j be the set with more than $\beta|U|$ nodes. Find the unique polygon (q_1, \dots, q_l) in T_j that goes by nodes x, y_j and y_{j+1} .

7. For every $i \in [1, l]$, partition U into $S_{q_i,1}, \dots, S_{q_i, n_{q_i}}$ by q_i . Let S_{q_i, m_i} be the subset containing the polygon above and let $W_i = U \setminus S_{q_i, m_i}^*$ (see Figure 3). If $|W_i| > \beta|U|$, go to Step 1.
8. Let $R = S_{q_1, m_1} \cap \dots \cap S_{q_l, m_l}$. Separate R into subsets R_1, \dots, R_l as in Figure 3. If some R_i has more than $\beta|U|$ nodes, go to Step 1; else return $\{R_1, \dots, R_l, W_1, \dots, W_l\}$.

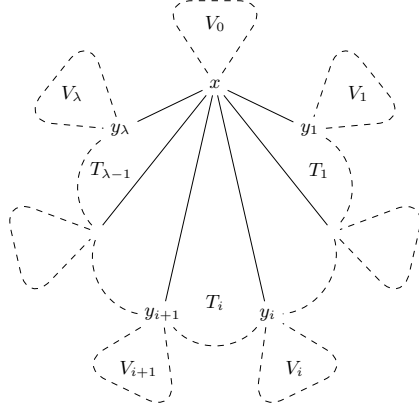


Fig. 2. Partition by neighbors

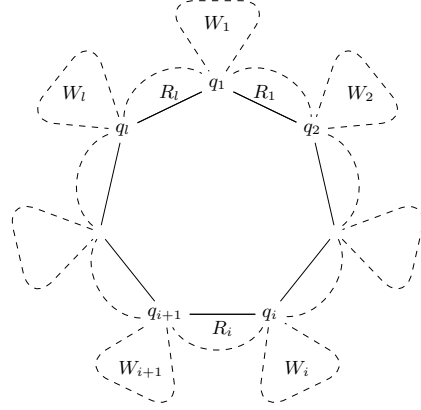


Fig. 3. Partition by polygon

In Appendix A, we give formal definitions and algorithms for subproblems: shortest path between two nodes; partition U by a given node; obtain the neighbors of x in order; partitions U with respect to an edge; and find the unique polygon that goes by nodes x , y_j and y_{j+1} . Finally, we give an improved implementation of partitioning U by a polygon (Steps 7 - 8). All these algorithms use $O(\Delta \cdot |U| \log^2 |U|)$ queries. It is easy to see that the algorithm `BALANCED-PARTITION(U)` always stops with a β -balanced partition of U .

3.3 From Balanced Partitioning to Graph Reconstruction

Let us show how to reconstruct the graph using `BALANCED-PARTITION(U)` assuming the following proposition, which will be proved in Section 3.4.

Proposition 7. *For any self-contained subset $U \subseteq V$ with $|U| \geq 10$, the randomized algorithm `BALANCED-PARTITION(U)` returns a β -balanced partition of U with query complexity $O(\Delta \cdot |U| \log^2 |U|)$.*

Based on the algorithm `BALANCED-PARTITION(U)`, we reconstruct the graph recursively: we partition the vertex set V into self-contained subsets V_1, \dots, V_k such that every V_i has size $\leq \beta n$; for every V_i , if $|V_i| < 10$, we reconstruct $G[V_i]$ using at most 9^2 queries; otherwise we partition V_i into self-contained subsets of

size at most $\beta|V_i| \leq \beta^2 n$, and continue with these subsets, etc. Thus the number of levels L of the recursion is $O(\log n)$.

Every time `BALANCED-PARTITION`(U) returns a partition $\{U_1, \dots, U_k\}$, we always have $|U_1| + \dots + |U_k| \leq |U| + 2(k-1)$. For every $1 \leq i \leq L$, let $U_{i,1}, \dots, U_{i,M_i}$ be all sets on the i^{th} level of the recursion. We then have $|U_{i,1}| + \dots + |U_{i,M_i}| \leq 3n$. Thus the total query complexity on every level is $O(\Delta \cdot n \log^2 n)$ by Proposition 7. So we have the following theorem.

Theorem 8. *Assume that the outerplanar graph G has bounded degree Δ . We have a randomized algorithm for the metric reconstruction problem with query complexity $O(\Delta \cdot n \log^3 n)$, which is $\tilde{O}(n)$ when Δ is constant.*

3.4 Complexity Analysis of the `BALANCED-PARTITION` Algorithm

Now let us prove Proposition 7. Since the query complexity to try every sampling is $O(\Delta \cdot |U| \log^2 |U|)$, we only need to prove, as in the following proposition, that for every sampling, the algorithm finds a β -balanced partition with high probability. This guarantees that the average number of samplings is a constant, which gives the $O(\Delta \cdot |U| \log^2 |U|)$ query complexity in Proposition 7.

Proposition 9. *In the algorithm `BALANCED-PARTITION`(U), every sampling of $(a_1, \dots, a_\omega, b_1, \dots, b_\omega)$ gives a β -balanced partition with probability at least $2/3$.*

To prove Proposition 9, we need Lemmas 10, 11 and 12, whose proofs are in Appendix B.

Lemma 10. *Let $(a_1, \dots, a_\omega, b_1, \dots, b_\omega)$ be any sampling during the algorithm `BALANCED-PARTITION`(U). Let x be the node computed from this sampling in Step 1. We say that a set S is a β -bad set, if it is a self-contained subset of U such that $x \notin S$ and $|S| \geq \beta|U|$ for some constant β . Then x does not lead to a β -balanced partition of U only when there exists some β -bad set.*

For any node $u \in U$, define p_u to be the probability that u is in at least one of the shortest paths between two nodes a and b , where a and b are chosen uniformly and independently at random from U .

Lemma 11. *There exists some constant $\alpha \in (0, 1)$, s.t. in every outerplanar graph of bounded degree, there is a node z with $p_z \geq \alpha$.*

Lemma 12. *Let $\omega = C \cdot \log |U|$ (for some constant C to be chosen in the proof). Take a sample of 2ω nodes uniformly and independently at random from U . Let them be $a_1, \dots, a_\omega, b_1, \dots, b_\omega$. For every $v \in U$, let \hat{p}_v be the percentage of pairs $(a_i, b_i)_{1 \leq i \leq \omega}$ such that v is in some shortest path between a_i and b_i . Let x be some node in U with the largest \hat{p}_x . Then with probability at least $2/3$, we have $p_x > \alpha/2$, where $\alpha > 0$ is the constant in Lemma 11.*

Now we will prove Proposition 9. By Lemma 10, we only need to bound the probability of existence of β -bad set. Let C be the constant chosen in Lemma 12. Let x be the node computed from the sampling $(a_1, \dots, a_\omega, b_1, \dots, b_\omega)$ in Step 1 of Algorithm BALANCED-PARTITION(U). Take $\beta = \sqrt{1 - \alpha/2}$, where the constant $\alpha \in (0, 1)$ is provided by Lemma 11. Then $\beta \in (0.7, 1)$. Suppose there exists a β -bad set S . For every $(a, b) \in S \times S$, any shortest path between a and b cannot go by x , since S is self-contained. So $p_x \leq 1 - (|S|/|U|)^2 \leq 1 - \beta^2 = \alpha/2$. By Lemma 12, the probability that $p_x \leq \alpha/2$ is at most $1/3$. So the probability of existence of β -bad set is at most $1/3$. Thus we complete the proof.

4 Approximate Reconstruction on General Graphs

In this section, we study the approximate version of the metric reconstruction problem. We first give an algorithm for the approximate reconstruction, and then show that this algorithm is near-optimal by providing a query lower bound which coincides with its query complexity up to a logarithmic factor.

Definition 13. Let f be any sublinear function of n . An f -approximation $\widehat{\delta}$ of the metric δ is such that, for every $(u, v) \in V^2$, $\widehat{\delta}(u, v) \leq \delta(u, v) \leq f \cdot \widehat{\delta}(u, v)$.

The following algorithm APPROX-RECONSTRUCTION(V) receives the vertex set V and samples an expected number of $O(n(\log n)/f)$ nodes. For every sampled node u , it makes all queries related to u and provides an estimate $\widehat{\delta}(v, w)$ for every v within distance $f/2$ from u and every $w \in V \setminus \{v\}$.

```

APPROX-RECONSTRUCTION( $V$ )
1  while  $\widehat{\delta}$  is not defined on every pair of nodes
2      do  $u \leftarrow$  a node chosen from  $V$  uniformly at random
3      for every  $v \in V$ 
4          do QUERY( $u, v$ ) and let  $\widehat{\delta}(u, v) \leftarrow \delta(u, v)$ .
5           $S_u \leftarrow \{v : \delta(u, v) < f/2\}$ 
6          for  $v \in S_u \setminus \{u\}$ 
7              do for  $w \in S_u \setminus \{v\}$ 
8                  do  $\widehat{\delta}(v, w) \leftarrow 1$ 
9                  for  $w \notin S_u$ 
10                     do  $\widehat{\delta}(v, w) \leftarrow \delta(u, w) - \delta(u, v)$ 
11  return  $\widehat{\delta}$ 

```

Theorem 14. The randomized algorithm APPROX-RECONSTRUCTION(V) computes an f -approximation $\widehat{\delta}$ of the metric δ using $O(n^2(\log n)/f)$ queries.

Proof. First we prove that for every (v, w) , we have $\widehat{\delta}(v, w) \leq \delta(v, w) \leq f \cdot \widehat{\delta}(v, w)$. There are two cases:

Case 1: $w \in S_u \setminus \{v\}$ (line 7). Then $\widehat{\delta}(v, w) = 1 \leq \delta(v, w) \leq \delta(u, v) + \delta(u, w) < (f/2) + (f/2) = f = f \cdot \widehat{\delta}(v, w)$, because v and w are in S_u .

Case 2: $w \notin S_u$ (line 9). On the one hand, by the triangular inequality, $\delta(v, w) \geq \delta(w, u) - \delta(v, u) = \widehat{\delta}(v, w)$. On the other hand, by the triangular inequality, $\delta(w, v) \leq (\delta(u, w) - \delta(u, v)) + 2\delta(u, v)$. The first term is $\widehat{\delta}(v, w)$. The second term, by definition of S_u , is at most $f - 1$. Since $v \in S_u$ and $w \notin S_u$, we have $\delta(u, w) - \delta(v, w) \geq 1$, so the second term can be bounded by $f - 1 \leq (f - 1) \cdot \widehat{\delta}(v, w)$. Adding completes the proof of the upper bound.

Next, we analyze the query complexity of the algorithm. Since G is connected, for every node v there are at least $f/2$ points u such that $v \in S_u$. Let X denote all samples during the algorithm. The number of queries is $n|X|$, and its expectation is $n \sum_t \Pr[|X| > t]$. Let X_t denote the first t samples chosen. We have:

$$\Pr[|X| > t] = \Pr[\exists v, \forall u \in X_t, v \notin S_u] \leq \begin{cases} 1 & \text{if } t < 2n(\ln n)/f \\ \sum_v \Pr[\forall u \in X_t, v \notin S_u] & \text{otherwise.} \end{cases}$$

By independence, $\Pr[\forall u \in X_t, v \notin S_u] \leq (1 - (f/2)/n)^t \leq e^{-tf/(2n)}$. Thus

$$E[\#\text{queries}] \leq n \frac{2n \ln n}{f} + n^2 \frac{(1/n)}{f/(4n)} = O(n^2(\log n)/f). \quad \square$$

On the lower bound side, Reyzin and Srivastava proved a tight $\Omega(n^2)$ bound for the exact reconstruction problem, as in the following proposition.

Proposition 15. [18] *Any deterministic or randomized algorithm for the exact graph reconstruction problem requires $\Omega(n^2)$ queries.*

We extend the proof of Proposition 15 to get a lower bound for approximate reconstruction as in Theorem 16, whose proof is in Appendix C.

Theorem 16. *Any deterministic or randomized approximation algorithm requires $\Omega(n^2/f)$ queries to compute an f -approximation of the graph metric.*

Acknowledgments

We would like to thank Fabrice Ben Hamouda for his helpful comments.

References

1. N. Amenta, M. Bern, and D. Eppstein. The crust and the beta-skeleton: Combinatorial curve reconstruction. In *Graphical Models and Image Processing*, pages 125–135, 1998.
2. A. Anandkumar, A. Hassidim, and J. A. Kelner. Topology discovery of sparse random graphs with few participants. In *SIGMETRICS*, pages 293–304. ACM, 2011.
3. D. Angluin and J. Chen. Learning a hidden graph using $O(\log n)$ queries per edge. In *Learning Theory*, pages 210–223. Springer, 2004.
4. Z. Beerliova, F. Eberhard, T. Erlebach, E. Hall, M. Hoffmann, and L. S. Ram. Network discovery and verification. In *WG*, pages 127–138. Springer, 2005.

5. M. Bouvel, V. Grebinski, and G. Kucherov. Combinatorial search on graphs motivated by bioinformatics applications: A brief survey. In *Graph-Theoretic Concepts in Computer Science*, pages 16–27. Springer, 2005.
6. R. Castro, M. Coates, G. Liang, R. Nowak, and B. Yu. Network tomography: recent developments. *Statistical Science*, 19:499–517, 2004.
7. G. Chartrand and F. Harary. Planar permutation graphs. *Annales de l’institut Henri Poincaré (B) Probabilités et Statistiques*, 3(4):433–438, 1967.
8. D. Chen, L. J. Guibas, J. Hershberger, and J. Sun. Road network reconstruction for organizing paths. In *SODA*, pages 1309–1320, 2010.
9. S.-S. Choi and J. H. Kim. Optimal query complexity bounds for finding graphs. In *STOC*, pages 749–758. ACM, 2008.
10. L. Dall’Asta, I. Alvarez-Hamelin, A. Barrat, A. Vázquez, and A. Vespignani. Exploring networks with traceroute-like probes: Theory and simulations. *Theoretical Computer Science*, 355(1):6–24, 2006.
11. T. K. Dey and R. Wenger. Reconstructing curves with sharp corners. *Comput. Geom. Theory and Appl*, 19:89–99, 2000.
12. T. Erlebach, A. Hall, M. Hoffmann, and M. Mihal’ák. Network discovery and verification with distance queries. *Algorithms and Complexity*, pages 69–80, 2006.
13. V. Grebinski and G. Kucherov. Optimal reconstruction of graphs under the additive model. *Algorithmica*, 28(1):104–124, 2000.
14. J. J. Hein. An optimal algorithm to reconstruct trees from additive distance data. *Bulletin of Mathematical Biology*, 51(5):597–603, 1989.
15. S. Honiden, M. E. Houle, and C. Sommer. Balancing graph voronoi diagrams. In *ISVD*, pages 183–191. IEEE, 2009.
16. V. King, L. Zhang, and Y. Zhou. On the complexity of distance-based evolutionary tree reconstruction. In *SODA*, pages 444–453. SIAM, 2003.
17. H. Mazzawi. Optimally reconstructing weighted graphs using queries. In *SODA*, pages 608–615. SIAM, 2010.
18. L. Reyzin and N. Srivastava. Learning and verifying graphs using queries with a focus on edge counting. In *Proceedings of the 18th international conference on Algorithmic Learning Theory, ALT ’07*, pages 285–297, Berlin, Heidelberg, 2007. Springer-Verlag.
19. L. Reyzin and N. Srivastava. On the longest path algorithm for reconstructing trees from distance matrices. *Information processing letters*, 101(3):98–100, 2007.
20. F. Tarissan, M. Latapy, and C. Prieur. Efficient measurement of complex networks using link queries. In *INFOCOM Workshops*, pages 254–259. IEEE, 2009.
21. M. Thorup and U. Zwick. Compact routing schemes. In *SPAA*, pages 1–10. ACM, 2001.
22. M. S. Waterman, T. F. Smith, M. Singh, and W. Beyer. Additive evolutionary trees. *Journal of theoretical Biology*, 64(2):199–213, 1977.
23. A. Yao. Probabilistic computations: Toward a unified measure of complexity. In *FOCS*, pages 222–227. IEEE, 1977.

A Implementation of BALANCED-PARTITION Algorithm

Definition 17. Define a boundary cycle (b_1, \dots, b_t) to be a cycle of vertices along the whole boundary of the unbounded face, where b_i and b_{i+1} are connected by an edge for every $i \in [1, t]$ with $b_{t+1} = b_1$.

Notice that a boundary cycle may contain several occurrences of the same vertex. For example, a boundary cycle of the graph in Figure 4 may be (a, c, d, e, f, c, b) .

Let n_v be the number of connected components in $G[U]$ after the removal of the vertex v . It is easy to see that n_v is the number of occurrences of v in any boundary cycle of $G[U]$. The node v is said to be a *cut vertex* in $G[U]$ when $n_v \geq 2$.

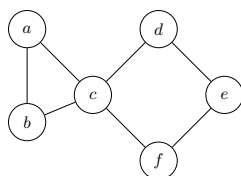


Fig. 4. Example of an outerplanar graph

A.1 Find a Shortest Path

Let U be a self-contained subset of V . Let a and b be two nodes in U . The following algorithm $\text{SHORTEST-PATH}(a, b, U)$ returns some shortest path between a and b using $O(|U| \log |U|)$ queries.

```

SHORTEST-PATH( $a, b, U$ )
1  if  $\delta(a, b) = 1$ 
2    then return path ( $a, b$ )
3  QUERY( $U, a$ )
4  QUERY( $U, b$ )
5   $T \leftarrow \{u \in U \mid \delta(u, a) + \delta(u, b) = \delta(a, b)\}$ 
6   $c \leftarrow$  any node in  $T$  such that  $\delta(c, a) = \lfloor \delta(a, b)/2 \rfloor$ 
7   $U_1 \leftarrow \{u \in T \mid \delta(u, a) < \delta(c, a)\}$ 
8   $U_2 \leftarrow \{u \in T \mid \delta(u, a) > \delta(c, a)\}$ 
9   $P_1 \leftarrow \text{SHORTEST-PATH}(a, c, U_1)$ 
10  $P_2 \leftarrow \text{SHORTEST-PATH}(c, b, U_2)$ 
11 return the concatenation of  $P_1$  and  $P_2$ 

```

First, we make $2|U|$ queries to get $\delta(u, a)$ and $\delta(u, b)$ for every $u \in U$. The set T is the set of nodes in at least one shortest path between a and b . Let c be the node in the middle of some shortest path between a and b . Then we construct

recursively a shortest path between a and c and a shortest path between c and b . The concatenation of these two paths is a shortest path between a and b .

During the recursion, the distance between the two given endpoints is reduced to half at every level, so there are at most $O(\log |U|)$ levels of recursion. The number of queries at every level is $O(|U|)$, since the sets in the same level of recursion are disjoint. So the total query complexity is $O(|U| \log |U|)$.

A.2 Partition by Node

Let U be a self-contained subset of V and let x be a node in U . The set U is separated into n_x subsets $S_{x,1}, \dots, S_{x,n_x}$ after the removal of x . Recall that $\{S_{x,1}^*, \dots, S_{x,n_x}^*\}$ is the partition of U by x , where $S_{x,i}^* = S_{x,i} \cup \{x\}$.

The following algorithm `PARTITION-BY-NODE(x, U)` computes this partition using $O(\Delta \cdot |U|)$ queries. In the algorithm, Y is the set of neighbors of x . For any y_1 and y_2 in Y , we say that they are *consecutive neighbors* if there exists a path between y_1 and y_2 that does not go by nodes in $Y \setminus \{y_1, y_2\}$. Two neighbors y and z are in the same $S_{x,i}$ (for some $i \in [1, n_x]$) if and only if there exists v_1, \dots, v_k such that $v_1 = y, v_k = z$, and every $(v_i, v_{i+1})_{1 \leq i < k}$ is a pair of consecutive neighbors. The algorithm maintains a Disjoint-set data structure with *Union* operation on consecutive neighbors. This leads to the partition $\{Y_1, \dots, Y_{n_x}\}$ of Y , which is the same as $\{S_{x,1}^* \cap Y, \dots, S_{x,n_x}^* \cap Y\}$. We then classify every $u \in U \setminus \{x\}$ into some $S_{x,i}^*$, according to which Y_i contains the nodes nearest to u .

`PARTITION-BY-NODE(x, U)`

```

1  QUERY( $U, x$ )
2   $Y \leftarrow \{u \in U \mid \delta(x, u) = 1\}$ 
3  QUERY( $U, Y$ )
4  for  $u \in U$ 
5      do  $d_u \leftarrow \min_{y \in Y} \{\delta(u, y)\}$ 
6           $A_u \leftarrow \{y \in Y \mid \delta(u, y) = d_u\}$ 
7          if  $|A_u| = 2$ 
8              then  $(a_1, a_2) \leftarrow$  the only two elements in  $A_u$ 
9                  Union( $a_1, a_2$ )
10         if  $|A_u| = 1$ 
11             then  $a \leftarrow$  the only element in  $A_u$ 
12                 for  $y \in Y$ 
13                     do if  $\delta(u, y) = d_u + 1$ 
14                         then Union( $a, y$ )
15   $\{Y_1, \dots, Y_{n_x}\} \leftarrow$  partition of  $Y$  by the Disjoint-set data structure
16  for  $i \leftarrow 1$  to  $n_x$ 
17      do  $S_{x,i}^* \leftarrow \{u \in U \setminus \{x\} \mid A_u \subseteq Y_i\}$ 
18  return  $\{S_{x,1}^* \cup \{x\}, \dots, S_{x,n_x}^* \cup \{x\}\}$ 

```

We will show that the partition $\{Y_1, \dots, Y_{n_x}\}$ in line 15 is indeed the partition $\{S_{x,1}^* \cap Y, \dots, S_{x,n_x}^* \cap Y\}$. Consider any consecutive neighbors y_1 and y_2 . Let v_1, \dots, v_l be a shortest path between y_1 and y_2 and let $u = v_{\lceil l/2 \rceil}$. When l is

odd, $\delta(u, y_1) = \delta(u, y_2) = d_v$, so (y_1, y_2) is added to the Disjoint-set in line 9; when l is even, $\delta(u, y_1) = d_u$ and $\delta(u, y_2) = d_u + 1$, so (y_1, y_2) is added to the Disjoint-set in line 14. Thus every pair of consecutive neighbors is added to the Disjoint-set. For any $y \in Y$ and $z \in Y$ such that y and z are in the same $S_{x,i}^*$, there exists a path v_1, \dots, v_k with $v_1 = y$ and $v_k = z$, such that every (v_i, v_{i+1}) is a pair of consecutive neighbors and thus added to the Disjoint-set. So y and z are in the same partition. On the other hand, it is easy to see that any node y and node z in $Union(y, z)$ are in the same $S_{x,i}^*$ for some $i \in [1, n_x]$. So the partition of Y in the algorithm is indeed $\{S_{x,1}^* \cap Y, \dots, S_{x,n_x}^* \cap Y\}$.

From this partition, we can construct $S_{x,i}^*$ easily (lines 16–17) by notifying that every $u \in S_{x,i}^*$ satisfies that $\delta(u, Y_i) < \delta(u, Y_j)$ for every $j \neq i$.

A.3 Ordering of Neighbors

Let U be a self-contained subset of V and let x be a non-cut vertex in $G[U]$. Let Y be the set of neighbors of x in U . Since U is outerplanar, there exists an order y_1, \dots, y_λ of the elements in Y such that every $(y_i, y_{i+1})_{1 \leq i < \lambda}$ is a pair of consecutive neighbors. Such order is unique up to symmetry, i.e., the only other order being (y_λ, \dots, y_1) . In fact, for every y_i and y_j under the above order with $|i - j| > 1$, y_i and y_j are not consecutive neighbors, since otherwise $G[U]$ contains a subgraph homeomorphic from K_4 , which contradicts the fact that $G[U]$ is outerplanar.

The algorithm NEIGHBORS-IN-ORDER(x, U) makes $O(\Delta \cdot |U|)$ queries and returns the λ neighbors (y_1, \dots, y_λ) in order.

NEIGHBORS-IN-ORDER(x, U)

```

1  QUERY( $U, x$ )
2   $Y \leftarrow \{u \in U \mid \delta(x, u) = 1\}$ 
3  QUERY( $U, Y$ )
4   $R = \emptyset$ 
5  for  $u \in U$ 
6      do  $d_u \leftarrow \min_{y \in Y} \{\delta(u, y)\}$ 
7           $A_u \leftarrow \{y \in Y \mid \delta(u, y) = d_u\}$ 
8          if  $|A_u| = 2$ 
9              then  $(a_1, a_2) \leftarrow$  the only two elements in  $A_u$ 
10                  $R \leftarrow R \cup \{(a_1, a_2)\}$ 
11          if  $|A_u| = 1$ 
12              then  $a \leftarrow$  the only element in  $A_u$ 
13                  for  $y \in Y$ 
14                      do if  $\delta(u, y) = d_u + 1$ 
15                          then  $R \leftarrow R \cup \{(a, y)\}$ 
16   $(y_1, \dots, y_\lambda) \leftarrow$  an ordering of  $Y$  s.t. for every  $1 \leq i < \lambda$ ,  $(y_i, y_{i+1}) \in R$ 
17  return  $(y_1, \dots, y_\lambda)$ 

```

The correctness of the algorithm follows from Proposition 18.

Proposition 18. *A pair (u, v) is in R iff. u and v are consecutive neighbors.*

Proof. The same argument as in the last section shows that if u and v are consecutive neighbors, then $(u, v) \in R$. So we only need to prove the other direction: during the for loop over every $u \in U$ (lines 5–15), the only pairs added to R are consecutive neighbors.

For every $i \in [1, \lambda]$, let $\{S_{y_i,1}, \dots, S_{y_i, n_{y_i}}\}$ be the partition of U by y_i . Let $k_i \in [1, n_{y_i}]$ be such that $x \in S_{y_i, k_i}$ and let $V_i = U \setminus S_{y_i, k_i}^*$. Define $T = S_{y_1, k_1} \cap \dots \cap S_{y_\lambda, k_\lambda}$. Separate T into $\lambda - 1$ subsets: $T_1, \dots, T_{\lambda-1}$, such that T_i contains nodes between (x, y_i) and (x, y_{i+1}) (See Section A.4 for the definition of the partition by an edge). Then $\{V_1, \dots, V_\lambda, T_1, \dots, T_{\lambda-1}\}$ is a partition of U as in Figure 2¹. It is sufficient to show that, during the For loop over every $u \in V_i$ ($1 \leq i \leq \lambda$) and over every $u \in T_i$ ($1 \leq i < \lambda$), the only pairs added to R are consecutive neighbors.

Case 1: u is in some V_i ($1 \leq i \leq \lambda$). Then y_i is the only node in Y with $\delta(u, y_i) = d_u$. For every $y_j \in Y$ with $\delta(y_j, u) = d_u + 1$, there must be an edge (y_i, y_j) in the graph, thus (y_i, y_j) are consecutive neighbors.

Case 2: u is in some T_i ($1 \leq i < \lambda$). If $\delta(u, y_i) = \delta(u, y_{i+1}) = d_u$, we have $\delta(u, y_j) > d_u$ for every $y_j \in Y \setminus \{y_i, y_{i+1}\}$, so the pair (y_i, y_{i+1}) of consecutive neighbors is the only pair added to R . Otherwise $\delta(u, y_i) \neq \delta(u, y_{i+1})$ and $\min\{\delta(u, y_i), \delta(u, y_{i+1})\} = d_u$. Assume $\delta(u, y_i) = d_u$ without loss of generality. For every $y_j \in Y$ such that $\delta(u, y_j) = d_u + 1$, either $y_j = y_{i+1}$ or there is an edge (y_i, y_j) in the graph. In both cases, y_i and y_j are consecutive neighbors. \square

A.4 Partition by Edge

Let U be a self-contained subset of V . Let x and y be nodes in U such that (x, y) is an edge in G , thus also an edge in $G[U]$. Let $\{S_{x,1}, \dots, S_{x, n_x}\}$ be the partition of U by the node x and $\{S_{y,1}, \dots, S_{y, n_y}\}$ be the partition of U by the node y , which can be computed by the algorithm in Section A.2 using $O(\Delta \cdot |U|)$ queries. For every $S_{x,i}^*$ ($1 \leq i \leq n_x$) not containing y , remove from U all its elements; and for every $S_{y,i}^*$ ($1 \leq i \leq n_y$) not containing x , remove from U all its elements. Now x and y are non-cut vertices in $G[U]$.

Consider any boundary cycle of $G[U]$. Both x and y appear exactly once in this cycle, so they separate it into two segments. Define A^* and B^* to be the sets of nodes in the two segments respectively (excluding x and y). Let $A = A^* \cup \{x, y\}$ and $B = B^* \cup \{x, y\}$. It is easy to see that every node in $V \setminus \{x, y\}$ belongs to either A^* or B^* ; and that for every $a \in A^*$ and $b \in B^*$, there is no edge between a and b , since otherwise $G[U]$ contains a subgraph homeomorphic from K_4 , which contradicts the fact that $G[U]$ is outerplanar. The goal of this section is to compute the partition $\{A, B\}$.

Let (z_1, \dots, z_λ) be the neighbors of x in U in order and let (t_1, \dots, t_μ) be the neighbors of y in U in order. These orders can be computed by the algorithm in Section A.3 using $O(\Delta \cdot |U|)$ queries. In any boundary cycle of $G[U]$, (z_1, \dots, z_λ) is in the same order with either (t_1, \dots, t_μ) or (t_μ, \dots, t_1) . It is not hard to distinguish these two cases using $O(\Delta \cdot |U|)$ queries. In the following, we assume

¹ The set V_0 in Figure 2 does not exist here since x is a non-cut node in U

the first case holds without loss of generality. Let $i \in [1, \lambda]$ and $j \in [1, \mu]$ be such that $y = z_i$ and $x = t_j$. See Figure 5.

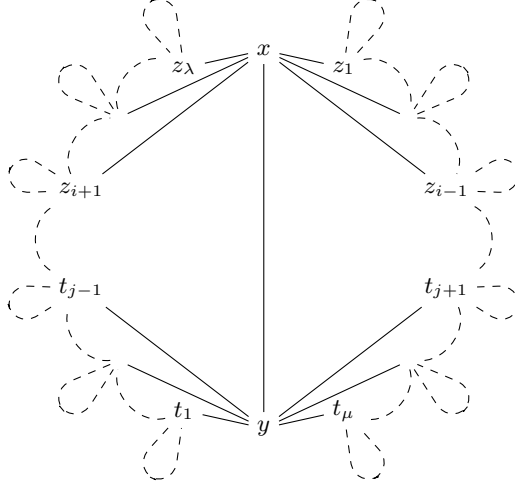


Fig. 5. Partition by the edge (x, y)

For any node $u \in U \setminus \{x, y\}$, the following algorithm computes whether u is to the left or to the right with respect to the edge (x, y) using a constant number of queries. Thus we obtain the partition $\{A, B\}$ using $O(\Delta \cdot |U|)$ queries.

```

LEFT-OR-RIGHT( $x, y, u$ )
1  QUERY( $x, u$ )
2  QUERY( $y, u$ )
3  if  $\delta(x, u) \leq \delta(y, u)$ 
4    then for  $k \leftarrow 1$  to  $\lambda$ 
5      do QUERY( $z_k, u$ )
6      Let  $i^*$  be such that  $\delta(z_{i^*}, u) = \min_{1 \leq k \leq \lambda} \{\delta(z_k, u)\}$ 
7      if  $i^* < i$ 
8        then return Right
9      else return Left
10  else for  $k \leftarrow 1$  to  $\mu$ 
11    do QUERY( $t_k, u$ )
12    Let  $j^*$  be such that  $\delta(t_{j^*}, u) = \min_{1 \leq k \leq \mu} \{\delta(t_k, u)\}$ 
13    if  $j^* < j$ 
14      then return Left
15    else return Right

```

We will show that the algorithm LEFT-OR-RIGHT(x, y, u) returns the correct side of u with respect to (x, y) . First consider the case that $\delta(x, u) \leq \delta(y, u)$.

Let $i^* \in [1, \lambda]$ be such that z_{i^*} is the closest to u among all neighbors of x . The node z_{i^*} is different from y since we assume that $\delta(x, u) \leq \delta(y, u)$. If $i^* < i$, then z_{i^*} is to the right of (x, y) , so is u ; if $i^* > i$, then z_{i^*} is to the left of (x, y) , so is u . Thus the algorithm above returns the correct side of u . The case that $\delta(x, u) > \delta(y, u)$ is similar.

A.5 Finding Polygon

Let U be a self-contained subgraph of V . Let x, y_i, y_{i+1} be nodes in U such that x is a non-cut node in $G[U]$, y_i and y_{i+1} are neighbors of x and they are consecutive (see Section A.2 for the definition of *consecutive neighbors*). There exists some path in $G[U]$ between y_i and y_{i+1} without x , since x is a non-cut node in $G[U]$. Let P be such a path of minimum length. Then L is unique, since otherwise $G[U]$ contains a subgraph homeomorphic from $K_{2,3}$, which contradicts with the fact that $G[U]$ is outerplanar. The path P and the edges $(x, y_i), (x, y_{i+1})$ together form a polygon, which is the unique polygon using (x, y_i) and (x, y_{i+1}) as edges. The following algorithm computes this polygon using $O(\Delta \cdot |U| \log |U|)$ queries.

FIND-POLYGON(x, y_i, y_{i+1}, U)

- 1 $A_1 \leftarrow$ the subset of U separated by the edge (x, y_i) which contains y_{i+1}
- 2 $A_2 \leftarrow$ the subset of U separated by the edge (x, y_{i+1}) which contains y_i
- 3 $A \leftarrow A_1 \cap A_2$
- 4 QUERY(A, y_i)
- 5 QUERY(A, y_{i+1})
- 6 $d \leftarrow \min_{u \in A} \{\delta(u, y_i) + \delta(u, y_{i+1})\}$
- 7 Let $z \in A$ be such that $\delta(z, y_i) + \delta(z, y_{i+1}) = d$ and $\delta(z, y_i) = \lfloor d/2 \rfloor$
- 8 $P_1 \leftarrow$ SHORTEST-PATH(y_i, z)
- 9 $P_2 \leftarrow$ SHORTEST-PATH(z, y_{i+1})
- 10 **return** the concatenation of $P_1, P_2, (y_{i+1}, x), (x, y_i)$

The set A above is the set of nodes between the edges (x, y_i) and (x, y_{i+1}) . Let d be the length of the shortest path P between y_i and y_{i+1} that does not go by x . Let z is the node in the middle of P . We then calculate the shortest path P_1 between y_i and z and the shortest path P_2 between z and y_{i+1} using $O(|U| \log |U|)$ queries (see Section A.1). The concatenation of P_1 and P_2 is P . Together with the edges (y_{i+1}, x) and (x, y_i) , we get the polygon.

A.6 Partition by Polygon

Let U be a self-contained subset of V . Let (q_1, \dots, q_l) be an arbitrary polygon where every q_i is in U . For every $i \in [1, l]$, let $\{S_{q_i, j}\}_{1 \leq j \leq n_{q_i}}$ be the partition of U by the node q_i . Exactly one of these n_{q_i} subsets contains all nodes of the polygon. Let it be S_{q_i, m_i} for some $m_i \in [1, n_{q_i}]$ and define $W_i = U \setminus S_{q_i, m_i}$ (see Figure 3). Let $R = \bigcap_{1 \leq i \leq l} S_{q_i, m_i}$. Since R is self-contained, R can be partitioned into l subsets R_1, \dots, R_l by the l edges of the polygon. The goal of this section is to obtain the partition: $\{W_1, \dots, W_l, R_1, \dots, R_l\}$. Section A.2 and Section A.4 give

algorithms to compute any W_i and any R_i using $O(\Delta \cdot |U|)$ queries. So a naive algorithm to compute the partition has query complexity $O(l \cdot \Delta \cdot |U|)$, which is $O(\Delta \cdot |U|^2)$ when $l = \Theta(|U|)$. Next we will give an improved implementation that uses $O(\Delta \cdot |U| \log |U|)$ queries based on dichotomy.

First we compute the eight subsets $W_1, R_1, W_{\lfloor l/2 \rfloor}, R_{\lfloor l/2 \rfloor}, W_{\lfloor l/2 \rfloor + 1}, R_{\lfloor l/2 \rfloor + 1}, W_l, R_l$. For every node $v \in U$ outside the eight subsets, it belongs to one of the two subsets $Z_1 = \bigcup_{2 \leq i \leq \lfloor l/2 \rfloor - 1} (W_i \cup R_i)$ and $Z_2 = \bigcup_{\lfloor l/2 \rfloor + 2 \leq i \leq l - 1} (W_i \cup R_i)$. It is easy to see that both subsets are self-contained. In addition, we can decide if v belongs to Z_1 or Z_2 by making two queries: $\text{QUERY}(v, q_2)$ and $\text{QUERY}(v, q_l)$. If $\delta(v, q_2) < \delta(v, q_l)$, then v is in Z_1 , otherwise v is in Z_2 . Thus we obtain the sets Z_1 and Z_2 using $O(|U|)$ queries.

The following algorithm $\text{PARTITION-SEGMENT}(s, t, Z)$ receives two integers $s, t \in [1, l]$ and a self-contained subset $Z \subseteq U$, such that $Z = \bigcup_{s \leq i \leq t} (W_i \cup R_i)$, and returns a partition $\{W_s, R_s, \dots, W_t, R_t\}$ of Z .

```

PARTITION-SEGMENT( $s, t, Z$ )
1  if  $s > t$ 
2    then return  $\emptyset$ 
3   $m = \lfloor (s + t)/2 \rfloor$ 
4  Compute  $W_m, R_m$ 
5   $A \leftarrow (Z \setminus (W_m \cup R_m)) \cup \{q_m, q_{m+1}\}$ 
6   $\text{QUERY}(A, q_m)$ 
7   $\text{QUERY}(A, q_{m+1})$ 
8   $A_1 \leftarrow \{u \in A \mid q_m < q_{m+1}\}$ 
9   $A_2 \leftarrow \{u \in A \mid q_m > q_{m+1}\}$ 
10  $Q_1 \leftarrow \text{PARTITION-SEGMENT}(s, m - 1, A_1)$ 
11  $Q_2 \leftarrow \text{PARTITION-SEGMENT}(m + 1, t, A_2)$ 
12 return  $Q_1 \cup Q_2 \cup \{W_m, R_m\}$ 

```

The number of queries to compute W_m and R_m is $O(\Delta \cdot |Z|)$. During the recursion, every time $(t - s)$ is reduced to a half, so there are at most $\log l \leq \log |U|$ levels of recursion. At every level, the query complexity is $O(\Delta \cdot |U|)$, since the sets Z in the same level are all disjoint. So the total query complexity of this algorithm is $O(\Delta \cdot |U| \log |U|)$.

Let Q_1 (resp. Q_2) be the partition of Z_1 (resp. Z_2) returned by the algorithm above. Then $Q_1 \cup Q_2$ together with the eight sets computed at the beginning give the partition $\{W_1, R_1, \dots, W_l, R_l\}$.

B Missing proofs for Balanced-Partition Algorithm

B.1 Proof of Lemma 10

We only need to show that every time when the algorithm fails to provide a β -balanced partition for a sampling (by executing *go to Step 1*) in Step 3, 4, 7 or 8, there must be β -bad set.

In Step 3, this happens when x has exactly one neighbor in D . Thus $D \setminus \{x\}$ is a β -bad set. In Step 4, this happens when $|V_i| > \beta|U|$ for some $i \in [1, \lambda]$. Such V_i is a β -bad set since $x \notin V_i$ for every $i \in [1, \lambda]$. In Step 7, this happens when $|W_i| > \beta|U|$ for some $i \in [1, l]$. Such W_i cannot be W_1 , because W_1 is the same as V_0 , which has size $|U| - |D| + 1 < |U| - \beta|U| + 1 < \beta|U|$, since $\beta \in (0.7, 1)$ and $|U| \geq 10$. Notice that $x \notin W_i$ for every $i \in [2, l]$, so any W_i with $|W_i| > \beta|U|$ is a β -bad set. In Step 8, this happens when $|R_i| > \beta|U|$ for some $i \in [1, l]$. Such R_i cannot be R_1 or R_l . In fact, $|R_1| + |R_l| \leq |U| - |T_j| + 4 < |U| - \beta|U| + 4 \leq \beta|U|$ for $\beta \in (0.7, 1)$ and $|U| \geq 10$. Since $x \notin R_i$ for every $i \in [2, l-1]$, any R_i with $|R_i| > \beta|U|$ is a β -bad set.

B.2 Proof of Lemma 11

We first prove the following lemma:

Lemma 19. *In any tree of bounded degree Δ which is not a singleton, there is an edge that separates the tree into two parts, such that both parts contain at least $\frac{1}{2\Delta}$ fraction of nodes.*

Proof. Let T be a degree bounded tree of size n (for any $n \geq 2$). For any edge (u, v) in T , the removal of this edge would separate T into two subtrees. Let $A_{u,v}$ (resp. $B_{u,v}$) be the set of nodes in the subtree containing u (resp. v). Let (u^*, v^*) be the edge which maximizes $\min(|A_{u,v}|, |B_{u,v}|)$. We will show that both $|A_{u^*,v^*}|$ and $|B_{u^*,v^*}|$ are at least $\frac{1}{2\delta} \cdot n$.

Without loss of generality, we assume that $|A_{u^*,v^*}| \geq |B_{u^*,v^*}|$. Let w_1, \dots, w_λ be neighbors of u^* which are different from v^* (where $\lambda \leq \Delta - 1$). Then $|B_{w_i, u^*}| > |B_{u^*, v^*}|$ for every $i \in [1, \lambda]$, since B_{u^*, v^*} is a strict subset of every B_{w_i, u^*} . On the other hand, $\min(|A_{w_i, u^*}|, |B_{w_i, u^*}|) \leq \min(|A_{u^*, v^*}|, |B_{u^*, v^*}|) = |B_{u^*, v^*}|$, where the inequality is from the definition of (u^*, v^*) . So $|A_{w_i, u^*}| \leq |B_{u^*, v^*}|$ for every $i \in [1, \lambda]$. Since $A_{u^*, v^*} = \{u\} \uplus A_{w_1, u^*} \uplus \dots \uplus A_{w_\lambda, u^*}$, we have: $|A_{u^*, v^*}| = 1 + (|A_{w_1, u^*}| + \dots + |A_{w_\lambda, u^*}|)$, which is at most $1 + (\Delta - 1)|B_{u^*, v^*}|$. Since $|A_{u^*, v^*}| + |B_{u^*, v^*}| = n$, we then have $|B_{u^*, v^*}| \geq \frac{n-1}{\Delta} \geq \frac{n}{2\Delta}$ for any $n \geq 2$. \square

Let $G = (V, E)$ be any outerplanar graph of bounded degree with n vertices. When G is a singleton, the result is trivial. So we assume that $n \geq 2$. When G is a tree, take z to be one of the endpoints of the edge satisfying the condition of Lemma 19. We have $p_z \geq \alpha_0$ for $\alpha_0 = \frac{1}{2\Delta} (1 - \frac{1}{2\Delta})$.

Next we consider the case when G is not a tree. Take (q_1, \dots, q_l) to be a cycle in G of minimum length. This cycle must form a polygon, since otherwise we can separate it into two smaller cycles. We partition U into $2l$ self-contained subsets: $R_1, \dots, R_l, W_1, \dots, W_l$ (as in Section A.6). At least one of the four cases holds:

1. Every subset is of size smaller than $\frac{1}{100}n$;
2. There exists $i \in [1, l]$ such that $|W_i| \in [\frac{1}{100}n, \frac{99}{100}n]$;
3. There exists $j \in [1, l]$ such that $|R_j| \in [\frac{1}{100}n, \frac{99}{100}n]$;
4. Exactly one subset is of size larger than $\frac{99}{100}n$.

In Case 1, since every $(R_i \cup W_i)_{1 \leq i \leq l}$ has at most $\frac{1}{50}n$ nodes, there exists $i \in [1, l]$ such that the two subsets $A = \bigcup_{1 < j < i} R_j \cup W_j$ and $B = \bigcup_{i < j \leq l} R_j \cup W_j$ both have more than $(\frac{1}{2} - \frac{1}{25})n$ nodes. For every $a \in A$ and every $b \in B$, the shortest path between a and b must go by either q_1 or q_i . Thus $\max\{p_{q_1}, p_{q_i}\} \geq \alpha_1$, where $\alpha_1 = (\frac{1}{2} - \frac{1}{25})^2$.

In Case 2, let $i \in [1, l]$ be such that $|W_i| \in [\frac{1}{100}n, \frac{99}{100}n]$. For every pair $(a, b) \in W_i \times (U \setminus W_i)$, the node q_i is in every shortest path between a and b . So $p_{q_i} \geq \alpha_2$, where $\alpha_2 = 2 \cdot \frac{1}{100} \cdot \frac{99}{100}$.

In Case 3, let $j \in [1, l]$ be such that $|R_j| \in [\frac{1}{100}n, \frac{99}{100}n]$. For every pair $(a, b) \in R_j \times (U \setminus R_j)$, every shortest path between a and b goes by at least one of q_j and q_{j+1} , thus $\max\{p_{q_j}, p_{q_{j+1}}\} \geq \alpha_3$, where $\alpha_3 = \frac{1}{100} \cdot \frac{99}{100}$.

In Case 4, let $T_0 \subset U$ be the set of size larger than $\frac{99}{100}n$. We already know that T_0 is self-contained. If $G[T_0]$ is a tree, by Lemma 19, there exists $z \in T_0$ such that z is in at least α_0 fraction of the shortest paths where both endpoints are in T_0 . Since $|T_0| > \frac{99}{100}n$, z is in at least $(\frac{99}{100})^2 \cdot \alpha_0$ fraction of the shortest paths where both endpoints are in U . If $G[T_0]$ is a tree, it contains a polygon. If $G[T_0]$ is in Case 1 (resp. Case 2, Case 3), similarly, there exists $z \in T_0$ such that p_z is at least $(\frac{99}{100})^2 \cdot \alpha_1$ (resp. $(\frac{99}{100})^2 \cdot \alpha_2$, $(\frac{99}{100})^2 \cdot \alpha_3$). We only need to treat the Case 4 of $G[T_0]$. Let $T_1 \subset T_0$ be the set of size larger than $\frac{99}{100}n$. We apply the same argument on $G[T_1]$. If $G[T_1]$ is not in Case 4, we are done; otherwise we obtain T_2 with $|T_2| > \frac{99}{100}n$, etc. Every T_{i+1} is a strict subset of T_i (for $i \geq 0$). So this procedure stops after a finite number of iterations and finds a node z with $p_z \geq \alpha$ where $\alpha = (\frac{99}{100})^2 \cdot \min\{\alpha_0, \alpha_1, \alpha_2, \alpha_3\}$.

B.3 Proof of Lemma 12

Let z be a node in U with $p_z \geq \alpha$ (such node always exists by Lemma 11). We will show that $\mathbb{P}[\widehat{p}_y > \widehat{p}_z] < \frac{1}{3|U|}$ for any node y with $p_y \leq \alpha/2$. This is sufficient since we then have $\mathbb{P}[\exists y \in U, \text{ s.t. } p_y \leq \alpha/2 \text{ and } \widehat{p}_y > \widehat{p}_z] < \frac{1}{3}$. Thus with probability at least $\frac{2}{3}$, any node x with the largest \widehat{p}_x satisfies $p_x > \alpha/2$.

Let y be any node with $p_y \leq \alpha/2$. For every $i \in [1, \omega]$, define the variable $Y_i \in \{0, 1\}$, such that $Y_i = 1$ if the node y is in some shortest path between a_i and b_i , and $Y_i = 0$ otherwise. Since $\{a_i\}_{1 \leq i \leq \omega}$ and $\{b_i\}_{1 \leq i \leq \omega}$ are uniform and independent random nodes in U , $\{Y_i\}_{1 \leq i \leq \omega}$ are independent and identically distributed random variables, and each Y_i equals 1 with probability p_y . We then have $\mathbb{E}[Y_i] = p_y \leq \alpha/2$.

Similarly, define $Z_i \in \{0, 1\}$ such that $Z_i = 1$ if the node z is in some shortest path between a_i and b_i , and $Z_i = 0$ otherwise. Then $\{Z_i\}_{1 \leq i \leq \omega}$ are independent and identically distributed random variables and each Z_i equals 1 with probability p_z . Thus $\mathbb{E}[Z_i] = p_z \geq \alpha$.

For every $i \in [1, \omega]$, define $T_i = Y_i - Z_i$. Then $\mathbb{E}[T_i] = \mathbb{E}[Y_i] - \mathbb{E}[Z_i] < -\frac{\alpha}{2}$. Let $\overline{T} = \frac{1}{t}(T_1 + \dots + T_\omega)$. Since $\{T_i\}_{1 \leq i \leq \omega}$ are independent and identically distributed random variables, $\mathbb{E}[\overline{T}] = \mathbb{E}[T_1]$. We have:

$$\mathbb{P}[\widehat{p}_y > \widehat{p}_z] = \mathbb{P}\left[\sum_{1 \leq i \leq \omega} T_i > 0\right] \leq \mathbb{P}\left[|\overline{T} - \mathbb{E}[\overline{T}]| > \frac{\alpha}{2}\right] \leq 2 \cdot \exp\left(-\frac{\alpha^2 \omega}{8}\right)$$

where the last step holds by Hoeffding's inequality. Take the constant C to be large enough such that $2 \cdot \exp(-\frac{\alpha^2 \omega}{8}) < \frac{1}{3|U|}$ as soon as $|U| \geq 1$, where $\omega = C \cdot \log |U|$. Then we have $\mathbb{P}[\widehat{p}_y > \widehat{p}_z] < \frac{1}{3|U|}$.

C Proof of Proposition 16

We will define a certain distribution of graphs and show that on that random input, any deterministic algorithm for the f -approximate metric reconstruction problem requires $\Omega(n^2/f)$ queries on average, for n large enough. By Yao's Minimax Principle [23], the result follows.

To simplify the proof, let $n = 2fk + 1$, for $k \in \mathbb{N}$. We take the uniform distribution on the following set of trees, one for each f -tuple $(\sigma_1, \dots, \sigma_f)$, where every σ_i is a permutation of S_k . The tree T has one vertex a_0 as the root (on the first level), k vertices a_1, \dots, a_k on the second level, k vertices a_{k+1}, \dots, a_{2k} on the third level, \dots , and k vertices a_{n-k}, \dots, a_{n-1} on the $(2f+1)^{\text{th}}$ level. For every $l \in [2, f]$ and every $i \in [1, k]$, there is an edge between the i^{th} node on level l and the i^{th} node on level $l+1$. For every $l \in [f+1, 2f]$ and every $i \in [1, k]$, there is an edge between the i^{th} node on level l and the $\sigma_{l-f}(i)^{\text{th}}$ node on level $l+1$. Every tree constructed above has k branches from the root, and every branch is a path of $2f$ nodes. We will show that any deterministic algorithm requires $\Omega(n^2/f)$ queries on average to compute an f -approximation of the metric of T , for n large enough.

Let \mathcal{A} be a deterministic algorithm for an f -approximation of the metric. Based on \mathcal{A} , we can reconstruct the tree *exactly* as follows:

1. Execute the algorithm \mathcal{A} to get $\widehat{\delta}$ as the f -approximation of the metric;
2. For every u and v on consecutive levels below level $l+1$, there is an edge between u and v iff. $\widehat{\delta}(u, v) < 2f$.

In fact, for every two nodes u and v on consecutive levels below level $f+1$, if they are in the same branch with respect to the root, we have $\delta(u, v) = 1$, thus $\widehat{\delta}(u, v) \leq f$; and if they are in different branches, we have $\delta(u, v) = \delta(a_0, u) + \delta(a_0, v) \geq 2f$, thus $\widehat{\delta}(u, v) \geq 2f$. So we indeed reconstruct the tree T exactly based on \mathcal{A} . In order to prove that \mathcal{A} requires $\Omega(n^2/f)$ queries on average, we only need to prove that any deterministic algorithm for the exact reconstruction problem requires $\Omega(n^2/f)$ queries on average.

Let \mathcal{A}' be a deterministic algorithm that reconstructs exactly the tree T . We assume that \mathcal{A}' does not make redundant queries, whose answers can be deduced before the query. Obviously, any query with the root is redundant. For any two node u and v , let l_u and l_v be their levels. The query (u, v) is redundant when

$l_u \leq f + 1$ and $l_v \leq f + 1$, since the first $f + 1$ levels in T are fixed. Thus every query (u, v) is such that $l_u > f + 1$ and $l_v \geq 2$ (we suppose that $l_u \geq l_v$ without loss of generality). The answer is either $l_u - l_v$, if u and v are in the same branch; or $l_u + l_v - 2$, if u and v are in different branches. We can equivalently identify the answer as *Yes* or *No* to the question: *Are u and v in the same branch?*

Next, we will bound the number of *Yes* answers received by \mathcal{A}' . To do this, we introduce the *component graph* H , which represents the information from all *Yes* answers received by \mathcal{A}' . The vertex set of H is defined to be the set of all nodes in T on level at least $f + 1$. At the beginning, the edge set of H is empty. Every time when a query (u, v) gives a *Yes* answer, we add an edge to H :

- if $l_u > f + 1$ and $l_v \geq f + 1$, add the edge (u, v) to H ;
- if $l_u > f + 1$ and $2 \leq l_v < f + 1$, let w be the only node on level $f + 1$ which is in the same branch of v ; add the edge (u, w) to H ;

There could not be cycles in H , since otherwise there are redundant queries. The number of connected components in H is at least k , since every connected component in H contains nodes from the same branch of T and there are k branches in T . The number of edges in H is the number of vertices in H minus the number of connected components in H , so it is at most $k(f + 1) - k = kf$. There is a one-to-one correspondence between the *Yes* answers and the edges in H , so \mathcal{A}' stops after at most kf *Yes* answers.

We use a decision tree argument. Consider the decision tree of \mathcal{A}' (see Figure 6). \mathcal{A}' first queries some pair (u_1, v_1) . If the answer is *Yes* (left subtree in Figure 6), it queries some pair (u_2, v_2) , otherwise (right subtree in Figure 6) it queries some pair (u_3, v_3) , etc. Since \mathcal{A}' is deterministic, the sequence $\{(u_i, v_i)\}_{i \geq 1}$ is fixed in advance.

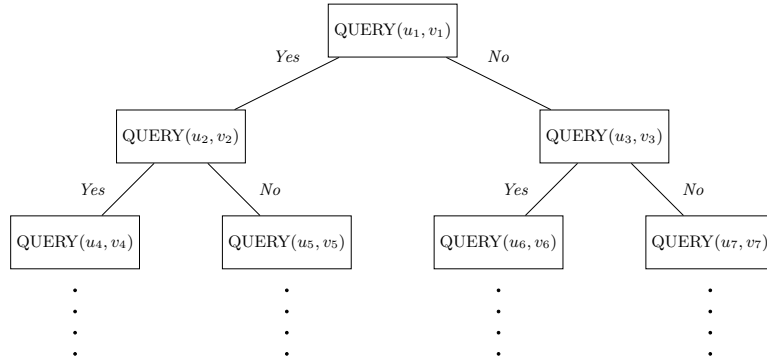


Fig. 6. Decision tree of \mathcal{A}'

\mathcal{A}' stops when it is able to reconstruct the tree T , which corresponds to a leaf in the decision tree. There are in total $(k!)^f$ leaves in the decision tree,

corresponding to all f -tuples of permutations of S_k . For every leaf, there are $j \leq kf$ *Yes* answers along the path from the root to this leaf.

Let $h > 4kf$ to be defined later. The expected number of queries is

$$E[\#\text{queries}] \geq h \Pr[\#\text{queries} \geq h] = h \left(1 - \frac{\#(\text{leaves at level } < h)}{(k!)^f} \right).$$

A leaf of level $< h$ is identified by its root-leaf path, a word over $\{\text{Yes}, \text{No}\}$ of length $< h$ and with $j \leq kf$ *Yes*'s. Thus, using $kf \leq (1/2)(h/2)$:

$$\#(\text{leaves at level } < h) \leq \sum_{0 \leq j \leq kf} \binom{h}{j} \leq 2 \cdot \binom{h}{kf} \leq \frac{2h^{kf}}{(kf)!}.$$

Plugging that in, using Stirling's formula, and setting $h = k^2 f / e^2$, we get

$$E[\#\text{queries}] \geq h \left(1 - \frac{2}{(2\pi kf)^{\frac{1}{2}} (2\pi k)^{\frac{f}{2}}} \left(\frac{he^2}{k^2 f} \right)^{kf} \right) \geq \frac{k^2 f}{e^2} (1 - o(1)).$$

Since $k \cdot f \sim n/2$ and $e^2 < 10$, for n large enough the rightmost expression is at least $n^2/(40f) = \Omega(n^2/f)$.