

# $Z_c^+(3900)$ decay width in QCD sum rules

J.M. Dias,<sup>\*</sup> F. S. Navarra,<sup>†</sup> and M. Nielsen<sup>‡</sup>

*Instituto de Física, Universidade de São Paulo, C.P. 66318, 05389-970 São Paulo, SP, Brazil*

C.M. Zanetti<sup>§</sup>

*Faculdade de Tecnologia, Universidade do Estado do Rio de Janeiro,  
Rod. Presidente Dutra Km 298, Pólo Industrial, 27537-000, Resende, RJ, Brasil*

We identify the recently observed charmonium-like structure  $Z_c^\pm(3900)$  as the charged partner of the  $X(3872)$  state. Using standard techniques of QCD sum rules, we evaluate the three-point function and extract the coupling constants of the  $Z_c^+ J/\psi \pi^+$ ,  $Z_c^+ \eta_c \rho^+$  and  $Z_c^+ D^+ \bar{D}^{*0}$  vertices and the corresponding decay widths in these channels. The good agreement with the experimental data gives support to the tetraquark picture of this state.

PACS numbers: 11.55.Hx, 12.38.Lg, 12.39.-x

## I. INTRODUCTION

About ten years after the discovery of the  $X(3872)$ , the BESIII collaboration has just reported the observation of a charged charmonium-like structure in the  $M(\pi^\pm J/\psi)$  mass spectrum of the  $Y(4260) \rightarrow J/\psi \pi^+ \pi^-$  decay channel [1]. This structure, called  $Z_c(3900)$ , was also observed at the same time by BELLE [2] and was confirmed by the authors of ref. [3] using CLEO-c data. During the past decade, as other new non-conventional states were discovered their internal structure was subject of intense debate. Definite conclusions have not yet been reached and some models for these states are still under consideration: meson molecule [4], tetraquark [5], hadro-charmonium [6] and charmonium-molecule mixture [7]. For a comprehensive review of the theoretical and experimental status of these states we refer the reader to [8]. In most of these models it is relatively easy to reproduce the masses of the states. It is however much more difficult to reproduce their measured decay widths. In the present case, the  $Z_c(3900)$  decay width poses an additional challenge to theorists. Its mass is very close to the  $X(3872)$ , which may be considered its neutral partner. However, while the  $Z_c(3900)$  decay width is in the range 40 – 60 MeV, the  $X(3872)$  width is smaller than 2.3 MeV. A possible reason for this difference is the fact that the  $X(3872)$  may contain a significant  $|c\bar{c}\rangle$  component [7], which is absent in the  $Z_c(3900)$ . Probably for this same reason the  $Z_c$  was not observed in  $B$  decays, as pointed out in [9].

In this work we present a calculation of the  $Z_c(3900)$  decay width into  $J/\psi \pi^+$ ,  $\eta_c \rho^+$  and  $Z_c^+ D^+ \bar{D}^{*0}$ .

If the  $Z_c$  is a real  $D^* - \bar{D}$  molecular state its decay into  $J/\psi \pi^+$  (or  $\eta_c \rho^+$ ) must involve the exchange of a charmed meson. Since the exchange of heavy mesons is a short range process, when the distance between  $D^*$

and the  $\bar{D}$  is large it becomes more difficult to exchange mesons. Using the expression of the decay width obtained with the one boson exchange potential (OBEP), we can relate the decay width with the effective radius of the state. In [10] it was shown that, in order to reproduce the measured width, the effective radius must be  $\langle r_{eff} \rangle \simeq 0.4$  fm. This size scale is small and pushes the molecular picture to its limit of validity. In another work [11] the new state was again treated as a charged  $D^* - \bar{D}$  molecule, in which the interaction between the charm mesons is described by a pionless effective field theory. Introducing electromagnetic interactions through the minimal substitution in this theory, the authors of [11] were able to study the electromagnetic structure of the  $Z_c$  and, in particular, its charge form factor and charge radius, which turned out to be  $\langle r^2 \rangle \simeq 0.11$  fm<sup>2</sup>. Taking this radius as a measure of the spatial size of the state, we conclude that it is more compact than a  $J/\psi$ , for which  $\langle r^2 \rangle \simeq 0.16$  fm<sup>2</sup>. We take the combined results of [10] and [11] as an indication that the  $Z_c$  is a compact object, which may be better understood as a quark cluster, such as a tetraquark. Therefore in this work we explore this possibility.

As the number of new states increases, a new question arises concerning their grouping in families: which ones belong together? Which ones are groundstates and which are excitations? A possible organization of the charmonium and bottomonium new states was suggested in [12] and it is summarized in Fig. 1. In the figure we compare the charm and bottom spectra in the mass region of interest. On the left (right) we show the charm (bottom) states with their mass differences in MeV. The comparison between the two left lines with the two lines on the right emphasizes the similarity between the spectra. In the bottom of the second column we have now the newly found  $Z_c(3900)$ . In [12] there was a question mark in this position. In fact, the existence of a charged partner of the  $X(3872)$  was first proposed in [5]. A few years later [13] the same group proposed that the  $Z^+(4430)$ , observed by BELLE [14], would be the first radial excitation of the charged partner of the  $X(3872)$ . This suggestion was

<sup>\*</sup> jdias@if.usp.br

<sup>†</sup> navarra@if.usp.br

<sup>‡</sup> mnielsen@if.usp.br

<sup>§</sup> carina.zanetti@gmail.com

based on the fact that the mass difference corresponding to a radial excitation in the charmonium sector is given by  $M_{\Psi(2S)} - M_{\Psi(1S)} = 590$  MeV. This number is close to the mass difference  $M_{Z^+(4430)} - M_{X^+(3872)} = 560$  MeV. The very same connection between  $Z^+(4430)$  and  $Z_c(3900)$  was found in the hadro-charmonium approach [15], where the former is essentially a  $\Psi'$  embedded in light mesonic matter and the latter a  $J/\psi$  also embedded in light mesonic matter. In a straightforward extension of this reasoning to the bottom sector, in [12] it was conjectured that the  $Z_b^+(10610)$ , observed by the BELLE collaboration in [16], may be a radial excitation of an yet unmeasured  $X_b^+$ . The observation of  $Z_c^+(3900)$  gives support to this conjecture and should motivate new experimental searches of this bottom charged state and its neutral partner, the only missing states in the diagram.

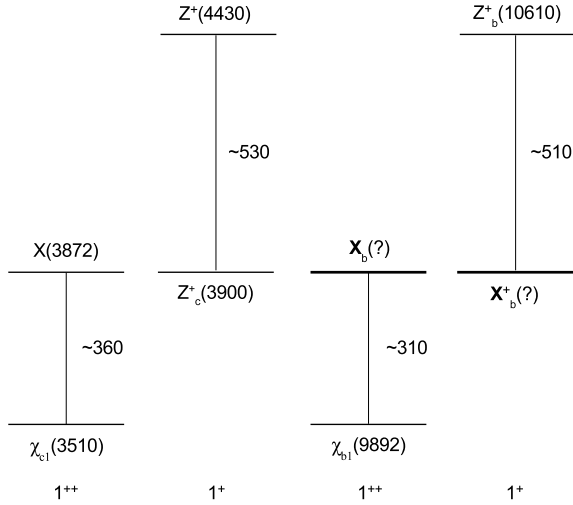


FIG. 1. Charm and bottom energy levels in the mass region of interest. Masses are in MeV. On the two left columns we show the conjecture presented in [13]. The  $Z_c^+(3900)$  is conjectured to be the charged partner of the  $X(3872)$ . On the two right columns we show the conjecture advanced in [12] for the bottom sector, where the  $X_b(?)$  and  $X_b^+(?)$  are the proposed states.

There are also other suppositions according to which the  $Z_c^+(3900)$  should be the charmed partner of the  $Z_b^+(10610)$ . In this scheme, there should exist another charged state, called  $Z_c'$ , that would be the charmed partner of the  $Z_b^+(10650)$  [15, 17, 18].

In this work we use the method of QCD sum rules (QCDSR) [19–21] to study some hadronic decays of  $Z_c(3900)$ , considering  $Z_c$  as a four-quark state.

## II. $Z_c^+(3900) \rightarrow J/\psi \pi^+$ DECAY WIDTH

The QCDSR were used in ref. [22] to study the  $X(3872)$  meson considered as a  $I^G(J^{PC}) = 0^+(1^{++})$  four-quark state, and a good agreement with the experimental mass was obtained. The  $Z_c(3900)$  is interpreted here as the isospin 1 partner of the  $X(3872)$ . As in [13, 17] we assume the quantum numbers for the neutral state in the isospin multiplet to be  $I^G(J^{PC}) = 1^+(1^{+-})$ . Therefore, the interpolating field for  $Z_c^+(3900)$  is given by:

$$j_\alpha = \frac{i\epsilon_{abc}\epsilon_{dec}}{\sqrt{2}}[(u_a^T C \gamma_5 c_b)(\bar{d}_d \gamma_\alpha C \bar{c}_e^T) - (u_a^T C \gamma_\alpha c_b)(\bar{d}_d \gamma_5 C \bar{c}_e^T)], \quad (1)$$

where  $a, b, c, \dots$  are color indices, and  $C$  is the charge conjugation matrix. Considering  $SU(2)$  symmetry, the mass obtained in QCDSR for the  $Z_c$  state is exactly the same one obtained for the  $X(3872)$ , as it happens in the case of  $\rho$  and  $\omega$  states. There are also QCDSR calculations for the  $Z_c$  state considered as a  $\bar{D}D^*$  molecular state [23, 24]. These calculations only confirm the results presented in refs. [22, 25]. Therefore here we evaluate only the decay width.

We start with the  $Z_c^+(3900) \rightarrow J/\psi \pi^+$  decay. The QCDSR calculation of the vertex  $Z_c(3900) J/\psi \pi$  is based on the three-point function given by:

$$\Pi_{\mu\nu\alpha}(p, p', q) = \int d^4x d^4y e^{ip \cdot x} e^{iq \cdot y} \Pi_{\mu\nu\alpha}(x, y), \quad (2)$$

with  $\Pi_{\mu\nu\alpha}(x, y) = \langle 0 | T[j_\mu^\psi(x) j_{5\nu}^\pi(y) j_\alpha^\dagger(0)] | 0 \rangle$ , where  $p = p' + q$  and the interpolating fields for  $J/\psi$  and  $\pi$  are given by:

$$j_\mu^\psi = \bar{c}_a \gamma_\mu c_a, \quad (3)$$

$$j_{5\nu}^\pi = \bar{d}_a \gamma_5 \gamma_\nu u_a, \quad (4)$$

In order to evaluate the phenomenological side of the sum rule we insert intermediate states for  $Z_c$ ,  $J/\psi$  and  $\pi$  into Eq.(2). We get:

$$\Pi_{\mu\nu\alpha}^{(phen)}(p, p', q) = \frac{\lambda_{Z_c} m_\psi f_\psi F_\pi g_{Z_c \psi \pi}(q^2) q_\nu}{(p^2 - m_{Z_c}^2)(p'^2 - m_\psi^2)(q^2 - m_\pi^2)} \left( -g_{\mu\lambda} + \frac{p'_\mu p'_\lambda}{m_\psi^2} \right) \left( -g_\alpha^\lambda + \frac{p_\alpha p^\lambda}{m_{Z_c}^2} \right) + \dots, \quad (5)$$

where the dots stand for the contribution of all possible excited states. The form factor,  $g_{Z_c \psi \pi}(q^2)$ , is defined as the generalization of the on-mass-shell matrix element,  $\langle J/\psi \pi | Z_c \rangle$ , for an off-shell pion:

$$\langle J/\psi(p') \pi(q) | Z_c(p) \rangle = g_{Z_c \psi \pi}(q^2) \varepsilon_\lambda^*(p') \varepsilon^\lambda(p), \quad (6)$$

where  $\varepsilon_\alpha(p)$ ,  $\varepsilon_\mu(p')$  are the polarization vectors of the  $Z_c$  and  $J/\psi$  mesons respectively. In deriving Eq. (5) we

have used the definitions:

$$\begin{aligned}\langle 0|j_\mu^\psi|J/\psi(p')\rangle &= m_\psi f_\psi \varepsilon_\mu(p'), \\ \langle 0|j_{5\nu}^\pi|\pi(q)\rangle &= i q_\nu F_\pi, \\ \langle Z_c(p)|j_\alpha|0\rangle &= \lambda_{Z_c} \varepsilon_\alpha^*(p).\end{aligned}\quad (7)$$

To extract directly the coupling constant,  $g_{Z_c\psi\pi}$ , instead of the form factor, we can write a sum rule at the pion-pole [26], valid only at  $Q^2 = 0$ , as suggested in [20] for the pion-nucleon coupling constant. This method was also applied to the nucleon-hyperon-kaon coupling constant [27, 28] and to the nucleon- $\Lambda_c$ - $D$  coupling constant [29]. It consists in neglecting the pion mass in the denominator of Eq. (5) and working at  $q^2 = 0$ . In the OPE side only terms proportional to  $1/q^2$  will contribute to the sum rule. Therefore, up to dimension five the only diagrams that contribute are the quark condensate and the mixed condensate.

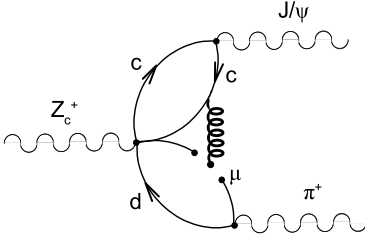


FIG. 2. CC diagram which contributes to the OPE side of the sum rule.

As discussed in refs. [30, 31], large partial decay widths are expected when the coupling constant is obtained from QCDSR in the case of multi-quark states. By multi-quark states we mean that the initial state contains the same number of valence quarks as the number of valence quarks in the final state. This happens because, although the initial current, Eq. (1), has a non-trivial color structure, it can be rewritten as a sum of molecular type currents with trivial color configuration through a Fierz transformation. To avoid this problem we follow refs. [30, 31], and consider in the OPE side only the diagrams with non-trivial color structure, which are called color-connected (CC) diagrams. In the present case the CC diagram that contributes to the OPE side at the pion pole is shown in Fig. 2. Possible permutations (not shown) of the diagram in Fig. 2 also contribute.

The diagram in Fig. 2 contributes only to the structures  $q_\nu g_{\mu\alpha}$  and  $q_\nu p'_\mu p'_\alpha$  appearing in the phenomenological side. Since structures with more momenta are supposed to give better results, we choose to work with the  $q_\nu p'_\mu p'_\alpha$  structure. Therefore in the OPE side and in the  $q_\nu p'_\mu p'_\alpha$  structure we obtain:

$$\Pi^{(OPE)} = \frac{\langle \bar{q}g\sigma.Gq \rangle}{12\sqrt{2}\pi^2} \frac{1}{q^2} \int_0^1 d\alpha \frac{\alpha(1-\alpha)}{m_c^2 - \alpha(1-\alpha)p'^2}. \quad (8)$$

Isolating the  $q_\nu p'_\mu p'_\alpha$  structure in Eq. (5) and making a single Borel transformation to both  $P^2 = P'^2 \rightarrow M^2$ , we finally get the sum rule:

$$\begin{aligned}A \left( e^{-m_\psi^2/M^2} - e^{-m_{Z_c}^2/M^2} \right) + B e^{-s_0/M^2} &= \\ &= \frac{\langle \bar{q}g\sigma.Gq \rangle}{12\sqrt{2}\pi^2} \int_0^1 d\alpha e^{\frac{-m_\psi^2}{\alpha(1-\alpha)M^2}},\end{aligned}\quad (9)$$

where  $s_0$  is the continuum threshold parameter for  $Z_c$ ,

$$A = \frac{g_{Z_c\psi\pi} \lambda_{Z_c} f_\psi F_\pi (m_{Z_c}^2 + m_\psi^2)}{2m_{Z_c}^2 m_\psi (m_{Z_c}^2 - m_\psi^2)}, \quad (10)$$

and  $B$  is a parameter introduced to take into account single pole contributions associated with pole-continuum transitions, which are not suppressed when only a single Borel transformation is done in a three-point function sum rule [30, 32–34]. In the numerical analysis we use the following values for quark masses and QCD condensates [22, 35]:

$$\begin{aligned}m_c(m_c) &= (1.23 \pm 0.05) \text{ GeV}, \\ \langle \bar{q}q \rangle &= -(0.23 \pm 0.03)^3 \text{ GeV}^3, \\ \langle \bar{q}g\sigma.Gq \rangle &= m_0^2 \langle \bar{q}q \rangle, \\ m_0^2 &= 0.8 \text{ GeV}^2.\end{aligned}\quad (11)$$

For the meson masses and decay constants we use the experimental values [36]  $m_\psi = 3.1 \text{ GeV}$ ,  $m_\pi = 138 \text{ MeV}$ ,  $f_\psi = 0.405 \text{ GeV}$  and  $F_\pi = 131.52 \text{ MeV}$ . For the  $Z_c$  mass we use the value measured in [1]:  $m_{Z_c} = (3899 \pm 6) \text{ MeV}$ . The meson-current coupling,  $\lambda_{Z_c}$ , defined in Eq.(7), can be determined from the two-point sum rule [22]:  $\lambda_{Z_c} = (1.5 \pm 0.3) \times 10^{-2} \text{ GeV}^5$ . For the continuum threshold we use  $s_0 = (m_{Z_c} + \Delta s_0)^2$ , with  $\Delta s_0 = (0.5 \pm 0.1) \text{ GeV}$ . We evaluate the sum rule in the range  $2.0 \leq M^2 \leq 3.0$

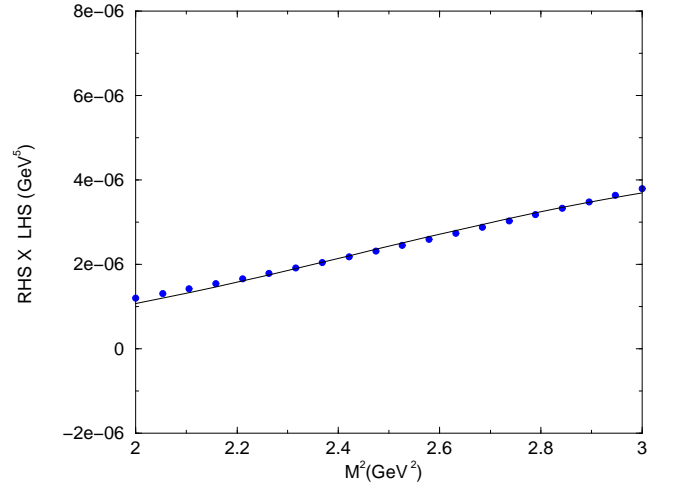


FIG. 3. Dots: the RHS of Eq.(9), as a function of the Borel mass for  $\Delta s_0 = 0.5 \text{ GeV}$ . The solid line gives the fit of the QCDSR results through the LHS of Eq.(9).

$\text{GeV}^2$ , which is the range where the two-point function

for  $X(3872)$  (which is the same for  $Z_c(3900)$ ) shows good OPE convergence and where the pole contribution is bigger than the continuum contribution [22]. In Fig. 3 we show, through the circles, the right-hand side (RHS) of Eq.(9), as a function of the Borel mass.

To determine the coupling constant  $g_{Z_c\psi\pi}$  we fit the QCDSR results with the analytical expression in the left-hand side (LHS) of Eq.(9), and find (using  $\Delta s_0 = 0.5$  GeV):  $A = 1.46 \times 10^{-4}$  GeV<sup>5</sup> and  $B = -8.44 \times 10^{-4}$  GeV<sup>5</sup>. Using the definition of  $A$  in Eq.(10), the value obtained for the coupling constant is  $g_{Z_c\psi\pi} = 3.89$  GeV, which is in excellent agreement with the estimate made in [17], based on dimensional arguments. Considering the uncertainties given above, we finally find:

$$g_{Z_c\psi\pi} = (3.89 \pm 0.56) \text{ GeV}. \quad (12)$$

The decay width is given by [17]:

$$\Gamma(Z_c^+(3900) \rightarrow J/\psi\pi^+) = \frac{p^*(m_{Z_c}, m_\psi, m_\pi)}{8\pi m_{Z_c}^2} \times \frac{1}{3} g_{Z_c\psi\pi}^2 \left( 3 + \frac{(p^*(m_{Z_c}, m_\psi, m_\pi))^2}{m_\psi^2} \right), \quad (13)$$

where

$$p^*(a, b, c) = \frac{\sqrt{a^4 + b^4 + c^4 - 2a^2b^2 - 2a^2c^2 - 2b^2c^2}}{2a}. \quad (14)$$

Therefore we obtain:

$$\Gamma(Z_c^+(3900) \rightarrow J/\psi\pi^+) = (29.1 \pm 8.2) \text{ MeV}. \quad (15)$$

### III. $Z_c^+(3900) \rightarrow \eta_c \rho^+$ DECAY WIDTH

Next we consider the  $Z_c^+(3900) \rightarrow \eta_c \rho^+$  decay. The three-point function for the corresponding vertex is obtained from Eq. (2) by using

$$\Pi_{\mu\alpha}(x, y) = \langle 0 | T[j_5^{\eta_c}(x) j_\mu^\rho(y) j_\alpha^\dagger(0)] | 0 \rangle, \quad (16)$$

with

$$j_5^{\eta_c} = i\bar{c}_a \gamma_5 c_a, \text{ and } j_\mu^\rho = \bar{d}_a \gamma_\mu u_a. \quad (17)$$

In this case the phenomenological side is

$$\Pi_{\mu\alpha}^{(phen)}(p, p', q) = \frac{-i\lambda_{Z_c} m_\rho f_\rho f_{\eta_c} m_{\eta_c}^2 g_{Z_c\eta_c\rho}(q^2)}{2m_c(p^2 - m_{Z_c}^2)(p'^2 - m_{\eta_c}^2)(q^2 - m_\rho^2)} \times \left( -g_{\mu\lambda} + \frac{q_\mu q_\lambda}{m_\rho^2} \right) \left( -g_\alpha^\lambda + \frac{p_\alpha p^\lambda}{m_{Z_c}^2} \right) + \dots, \quad (18)$$

where now we have used the definitions:

$$\begin{aligned} \langle 0 | j_\mu^\rho | \rho(q) \rangle &= m_\rho f_\rho \varepsilon_\mu(q), \\ \langle 0 | j_5^{\eta_c} | \eta_c(p') \rangle &= \frac{f_{\eta_c} m_{\eta_c}^2}{2m_c}. \end{aligned} \quad (19)$$

In the OPE side we consider the CC diagrams of the same kind of the diagram in Fig. 2. In the  $p'_\alpha q_\mu$  structure we have:

$$\Pi^{(OPE)} = \frac{-im_c \langle \bar{q} g \sigma G q \rangle}{48\sqrt{2}\pi^2} \frac{1}{q^2} \int_0^1 d\alpha \frac{1}{m_c^2 - \alpha(1-\alpha)p'^2}. \quad (20)$$

Remembering that  $p = p' + q$ , isolating the  $q_\alpha p'_\mu$  structure in Eq. (18) and making a single Borel transformation on both  $P^2 = P'^2 \rightarrow M^2$ , we finally get the sum rule:

$$C \left( e^{-m_{\eta_c}^2/M^2} - e^{-m_{Z_c}^2/M^2} \right) + D e^{-s_0/M^2} = \frac{Q^2 + m_\rho^2}{Q^2} \frac{m_c \langle \bar{q} g \sigma G q \rangle}{48\sqrt{2}\pi^2} \int_0^1 d\alpha \frac{e^{-\frac{m_c^2}{\alpha(1-\alpha)M^2}}}{\alpha(1-\alpha)}, \quad (21)$$

with  $Q^2 = -q^2$  and

$$C = \frac{g_{Z_c\eta_c\rho}(Q^2) \lambda_{Z_c} m_\rho f_\rho f_{\eta_c} m_{\eta_c}^2}{2m_c m_{Z_c}^2 (m_{Z_c}^2 - m_{\eta_c}^2)}. \quad (22)$$

We use the experimental values for  $m_\rho$ ,  $f_\rho$  and  $m_{\eta_c}$  [36] and we extract  $f_{\eta_c}$  from ref. [37]:

$$\begin{aligned} m_\rho &= 0.775 \text{ GeV}, \quad m_{\eta_c} = 2.98 \text{ GeV}, \\ f_\rho &= 0.157 \text{ GeV}, \quad f_{\eta_c} = 0.35 \text{ GeV}. \end{aligned} \quad (23)$$

One can use Eq. (21) and its derivative with respect

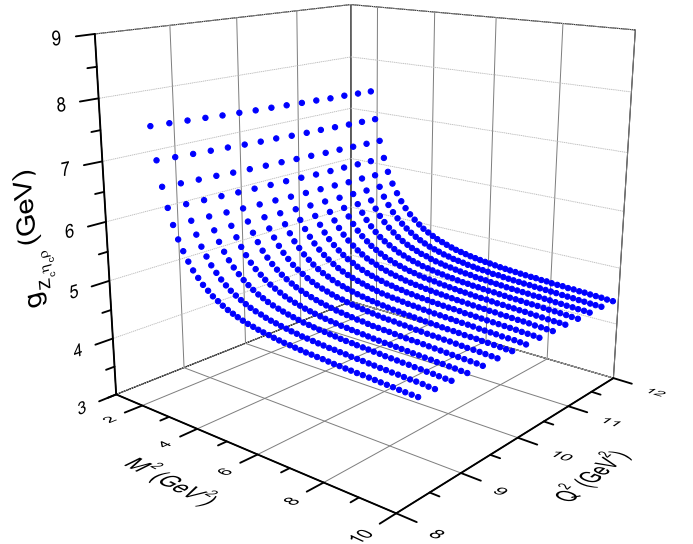


FIG. 4. QCDSR results for the form factor  $g_{Z_c\eta_c\rho}(Q^2)$  as a function of  $Q^2$  and  $M^2$  for  $\Delta s_0 = 0.5$  GeV.

to  $M^2$  to eliminate  $D$  from Eq. (21) and to isolate  $g_{Z_c\eta_c\rho}(Q^2)$ . In Fig. 4 we show  $g_{Z_c\eta_c\rho}(Q^2)$  as a function of both  $M^2$  and  $Q^2$ . A good Borel window is determined when the parameter to be extracted from the sum rule is as much independent of the Borel mass as possible. Therefore, from Fig. 4 we notice that the Borel window

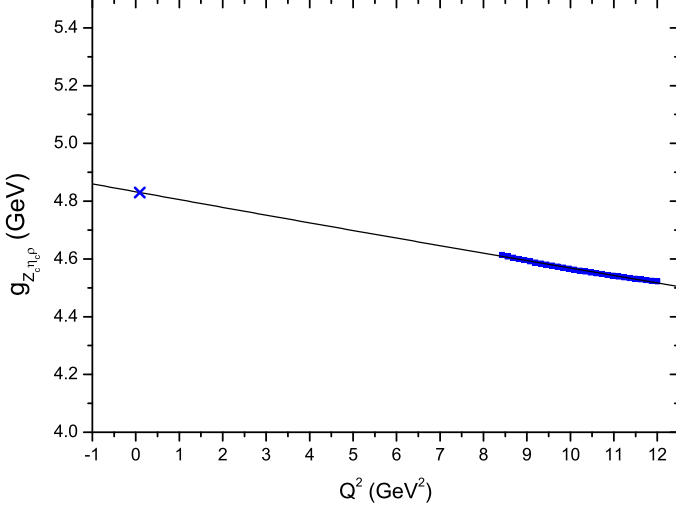


FIG. 5. QCDSR results for  $g_{Z_c \eta_c \rho}(Q^2)$ , as a function of  $Q^2$ , for  $\Delta s_0 = 0.5$  GeV (squares). The solid line gives the parametrization of the QCDSR results through Eq. (24). The cross gives the value of the coupling constant.

where the form factor is independent of  $M^2$  is in the region  $4.0 \leq M^2 \leq 10.0$  GeV<sup>2</sup>. The squares in Fig. 5 show the  $Q^2$  dependence of  $g_{Z_c \eta_c \rho}(Q^2)$ , obtained for  $M^2 = 5.0$  GeV<sup>2</sup>. For other values of the Borel mass, in the range  $4.0 \leq M^2 \leq 10.0$  GeV<sup>2</sup>, the results are equivalent. Since the coupling constant is defined as the value of the form factor at the meson pole:  $Q^2 = -m_\rho^2$ , we need to extrapolate the form factor for a region of  $Q^2$  where the QCDSR are not valid. This extrapolation can be done by parametrizing the QCDSR results for  $g_{Z_c \eta_c \rho}(Q^2)$  with the help of an exponential form:

$$g_{Z_c \eta_c \rho}(Q^2) = g_1 e^{-g_2 Q^2}, \quad (24)$$

with  $g_1 = 4.83$  GeV and  $g_2 = 5.6 \times 10^{-3}$  GeV<sup>-2</sup>. We also show in Fig. 5, through the line, the fit of the QCDSR results for  $\Delta s_0 = 0.5$  GeV, using Eq. (24). The value of the coupling constant,  $g_{Z_c \eta_c \rho}$ , is also shown in this figure through the cross. We obtain:

$$g_{Z_c \eta_c \rho} = g_{Z_c \eta_c \rho}(-m_\rho^2) = (4.85 \pm 0.81) \text{ GeV}. \quad (25)$$

The uncertainty in the coupling constant given above comes from variations in  $s_0$ ,  $\lambda_{Z_c}$  and  $m_c$  in the ranges given above. This value for the coupling is bigger than the estimate presented in [17]. Inserting this coupling and the corresponding masses into Eq. (13) we find

$$\Gamma(Z_c^+(3900) \rightarrow \eta_c \rho^+) = (27.5 \pm 8.5) \text{ MeV}. \quad (26)$$

#### IV. $Z_c^+(3900) \rightarrow D^+ \bar{D}^{*0}$ DECAY WIDTH

Finally we consider the  $Z_c^+(3900) \rightarrow D^+ \bar{D}^{*0}$  decay. In this case we use in Eq. (2)

$$\Pi_{\mu\alpha}(x, y) = \langle 0 | T[j_\mu^{D*}(x) j_5^D(y) j_\alpha^\dagger(0)] | 0 \rangle, \quad (27)$$

where

$$j_5^D = i \bar{d}_a \gamma_5 c_a, \text{ and } j_\mu^{D*} = \bar{c}_a \gamma_\mu u_a. \quad (28)$$

Using the definitions

$$\begin{aligned} \langle 0 | j_\mu^{D*} | D^*(p') \rangle &= m_{D^*} f_{D^*} \varepsilon_\mu(p'), \\ \langle 0 | j_5^D | D(q) \rangle &= \frac{f_D m_D^2}{m_c}, \end{aligned} \quad (29)$$

the phenomenological side is given by

$$\begin{aligned} \Pi_{\mu\alpha}^{(phen)}(p, p', q) &= \frac{-i \lambda_{Z_c} m_{D^*} f_{D^*} f_D m_D^2 g_{Z_c D D^*}(q^2)}{m_c(p^2 - m_{Z_c}^2)(p'^2 - m_{D^*}^2)(q^2 - m_D^2)} \\ &\times \left( -g_{\mu\lambda} + \frac{p'_\mu p'_\lambda}{m_{D^*}^2} \right) \left( -g_\alpha^\lambda + \frac{p_\alpha p^\lambda}{m_{Z_c}^2} \right) + \dots \end{aligned} \quad (30)$$

In the OPE side we consider again only the CC diagrams. In the  $p'_\alpha p'_\mu$  structure we have:

$$\begin{aligned} \Pi^{(OPE)} &= \frac{-i m_c \langle \bar{q} g \sigma G q \rangle}{48 \sqrt{2} \pi^2} \left[ \frac{1}{m_c^2 - q^2} \int_0^1 d\alpha \frac{\alpha(2+\alpha)}{m_c^2 - (1-\alpha)p'^2} \right. \\ &\quad \left. - \frac{1}{m_c^2 - p'^2} \int_0^1 d\alpha \frac{\alpha(2+\alpha)}{m_c^2 - (1-\alpha)q^2} \right]. \end{aligned} \quad (31)$$

Isolating the  $p'_\mu p'_\alpha$  structure in Eq. (30) and making a

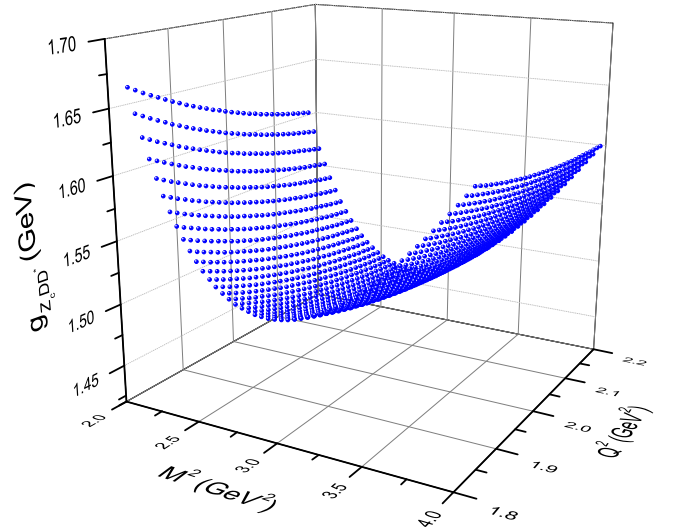


FIG. 6. QCDSR results for the form factor  $g_{Z_c D D^*}(Q^2)$  as a function of  $Q^2$  and  $M^2$  for  $\Delta s_0 = 0.5$  GeV.

single Borel transformation on both  $P^2 = P'^2 \rightarrow M^2$ , we get:

$$\begin{aligned} & \frac{1}{Q^2 + m_D^2} \left[ E \left( e^{-m_{D^*}^2/M^2} - e^{-m_{Z_c}^2/M^2} \right) + F e^{-s_0/M^2} \right] = \\ & \frac{m_c \langle \bar{q} g \sigma \cdot G q \rangle}{48\sqrt{2}\pi^2} \left[ \frac{1}{m_c^2 + Q^2} \int_0^1 d\alpha \frac{\alpha(2+\alpha)}{1-\alpha} e^{\frac{-m_c^2}{\alpha(1-\alpha)M^2}} \right. \\ & \left. - e^{-m_c^2/M^2} \int_0^1 d\alpha \frac{\alpha(2+\alpha)}{m_c^2 + (1-\alpha)Q^2} \right], \end{aligned} \quad (32)$$

with

$$E = \frac{g_{Z_c D D^*}(Q^2) \lambda_{Z_c} f_{D^*} f_D m_D^2}{m_c m_{D^*} (m_{Z_c}^2 - m_{D^*}^2)}. \quad (33)$$

We use the experimental values for  $m_D$  and  $m_{D^*}$  [36] and we extract  $f_D$  and  $f_{D^*}$  from ref. [26]:

$$\begin{aligned} m_D &= 1.869 \text{ GeV}, \quad f_D = (0.18 \pm 0.02) \text{ GeV}, \\ m_{D^*} &= 2.01 \text{ GeV}, \quad f_{D^*} = (0.24 \pm 0.02) \text{ GeV}. \end{aligned} \quad (34)$$

In Fig. 6 we show  $g_{Z_c D D^*}(Q^2)$ , as a function of both  $M^2$  and  $Q^2$ , from where we notice that we get a Borel stability in the region  $2.2 \leq M^2 \leq 2.8 \text{ GeV}^2$ .

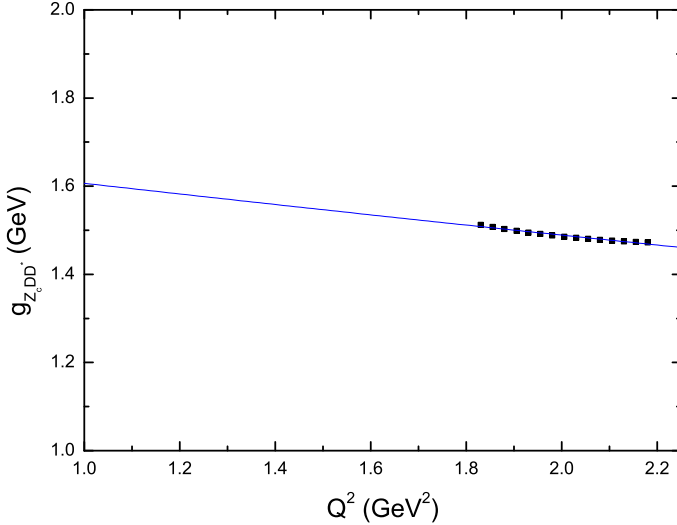


FIG. 7. QCDSDR results for  $g_{Z_c D D^*}(Q^2)$ , as a function of  $Q^2$ , for  $\Delta s_0 = 0.5 \text{ GeV}$  (squares). The solid line gives the parametrization of the QCDSDR results through Eq. (24).

Fixing  $M^2 = 2.6 \text{ GeV}^2$  we show in Fig. 7, through the squares, the  $Q^2$  dependence of the  $g_{Z_c D D^*}(Q^2)$  form factor. Again, to extract the coupling constant we fit the QCDSDR results using the exponential form in Eq. (24) with  $g_1 = 1.733 \text{ GeV}$  and  $g_2 = 0.076 \text{ GeV}^{-2}$ . The line in in Fig. 7 shows the fit of the QCDSDR results for

$\Delta s_0 = 0.5 \text{ GeV}$ , using Eq. (24). We get for the coupling constant:

$$g_{Z_c D D^*} = g_{Z_c D D^*}(-m_D^2) = (2.5 \pm 0.3) \text{ GeV}. \quad (35)$$

The uncertainty in the coupling constant comes from variations in  $s_0$ ,  $\lambda_{Z_c}$ ,  $f_D$ ,  $f_{D^*}$  and  $m_c$ . This value for this coupling is again in excelent agreement with the estimate presented in [17]. Using again Eq. (13) with this coupling, the decay width in this channel is

$$\Gamma(Z_c^+ \rightarrow D^+ \bar{D}^{*0}) = (3.2 \pm 0.7) \text{ MeV}. \quad (36)$$

## V. CONCLUSIONS

In conclusion, we have used the three-point QCDSR to evaluate the coupling constants in the vertices  $Z_c^+(3900)J/\psi\pi^+$ ,  $Z_c^+(3900)\eta_c\rho^+$  and  $Z_c^+(3900)D^+\bar{D}^{*0}$ . In the case of the  $Z_c^+(3900)J/\psi\pi^+$  vertex, we have used the sum rule at the pion pole, and the coupling was extracted directly from the sum rule. In the cases of  $Z_c^+(3900)\eta_c\rho^+$  and  $Z_c^+(3900)D^+\bar{D}^{*0}$  vertices, we have extracted the form factors, and the couplings were obtained with a fit of the QCDSR results. In the three cases we have only considered the color connected diagrams, since we expect the  $Z_c(3900)$  to be a genuine tetraquark state with a non-trivial color structure. The obtained couplings, with the respective decay widths, are given in Table I. We have also included in this table the results for the vertex  $Z_c^+(3900)\bar{D}^0 D^{*+}$ , since it is exactly the same result as in the  $Z_c^+(3900)D^+\bar{D}^{*0}$  vertex.

**Table I:** Coupling constants and decay widths in different channels.

Vertex	coupling constant (GeV)	decay width (MeV)
$Z_c^+(3900)J/\psi\pi^+$	$3.89 \pm 0.56$	$29.1 \pm 8.2$
$Z_c^+(3900)\eta_c\rho^+$	$4.85 \pm 0.81$	$27.5 \pm 8.5$
$Z_c^+(3900)D^+\bar{D}^{*0}$	$2.5 \pm 0.3$	$3.2 \pm 0.7$
$Z_c^+(3900)\bar{D}^0 D^{*+}$	$2.5 \pm 0.3$	$3.2 \pm 0.7$

Considering these four decay channels we get a total width  $\Gamma = (63.0 \pm 18.1) \text{ GeV}$  for  $Z_c(3900)$  which is in agreement with the two experimental values:  $\Gamma = (46 \pm 22) \text{ MeV}$  from BESIII [1], and  $\Gamma = (63 \pm 35) \text{ MeV}$  from BELLE [2].

## Acknowledgments

This work has been supported by CNPq and FAPESP-Brazil.

[1] M. Ablikim *et al.* [BESIII Collaboration], arXiv:1303.5949.

[2] Z.Q. Liu *et al.* [BELLE Collaboration], arXiv:1304.0121.

- [3] T. Xiao, S. Dobbs, A. Tomaradze and K.K. Seth, arXiv:1304.3036.
- [4] F.E. Close and P.R. Page, Phys. Lett. B **628**, 215 (2005); E. Braaten and M. Kusunoki, Phys. Rev. D **69**, 074005 (2004); F.E. Close and P.R. Page, Phys. Lett. B **578**, 119 (2004); N.A. Tornqvist, Phys. Lett. B **590**, 209 (2004); E.S. Swanson, Phys. Rept. **429**, 243 (2006); S. Fleming, M. Kusunoki, T. Mehen, and U. van Kolck, Phys. Rev. D **76**, 034006 (2007); E. Braaten and M. Lu, Phys. Rev. D **76**, 094028 (2007).
- [5] L. Maiani, F. Piccinini, A.D. Polosa and V. Riquer, Phys. Rev. D **71**, 014028 (2005).
- [6] S. Dubynskiy and M.B. Voloshin, Phys. Lett. B **666**, 344 (2008).
- [7] R.D'E. Matheus, F.S. Navarra, M. Nielsen and C.M. Zanetti, Phys. Rev. D **80**, 056002 (2009).
- [8] N. Brambilla *et al.*, Eur. Phys. J. C **71**, 1534 (2011); M. Nielsen, F.S. Navarra and S.H. Lee, Phys. Rept. **497**, 41 (2010), and references therein.
- [9] Q. Wang, C. Hanhart and Q. Zhao, arXiv:1303.6355 [hep-ph].
- [10] N. Mahajan, arXiv:1304.1301 [hep-ph].
- [11] E. Wilbring, H.-W. Hammer and U.-G. Meiner, arXiv:1304.2882.
- [12] F.S. Navarra, M. Nielsen and J.M. Richard, J. Phys. Conf. Ser. **348**, 012007 (2012) [arXiv:1108.1230].
- [13] L. Maiani, A.D. Polosa and V. Riquer, arXiv:0708.3997.
- [14] S.K. Choi *et al.* [Belle Collaboration], Phys. Rev. Lett. **100**, 142001 (2008).
- [15] M.B. Voloshin, arXiv:1304.0380.
- [16] I. Adachi *et al.* [BELLE Collaboration], arXiv:1105.4583.
- [17] R. Faccini, L. Maiani, F. Piccinini, A. Pilloni, A.D. Polosa and V. Riquer, arXiv:1303.6857.
- [18] F.-K. Guo, C. Hidalgo-Duque, J. Nieves and M.P. Valderama, arXiv:1303.6608.
- [19] M.A. Shifman, A.I. and Vainshtein and V.I. Zakharov, Nucl. Phys. B **147**, 385 (1979).
- [20] L.J. Reinders, H. Rubinstein and S. Yazaki, Phys. Rept. **127**, 1 (1985).
- [21] For a review and references to original works, see e.g., S. Narison, *QCD as a theory of hadrons*, Cambridge Monogr. Part. Phys. Nucl. Phys. Cosmol. **17**, 1 (2002) [hep-h/0205006]; *QCD spectral sum rules*, World Sci. Lect. Notes Phys. **26**, 1 (1989); Acta Phys. Pol. B **26**, 687 (1995); Riv. Nuov. Cim. **10N2**, 1 (1987); Phys. Rept. **84**, 263 (1982).
- [22] R.D'E. Matheus, S. Narison, M. Nielsen and J.M. Richard, Phys. Rev. D **75**, 014005 (2007) [hep-ph/0608297].
- [23] C.-Y. Cui, Y.-L. Liu, W.-B. Chen and M.-Q. Huang, arXiv:1304.1850.
- [24] J.-R. Zhang, arXiv:1304.5748.
- [25] S. Narison, F.S. Navarra and M. Nielsen, Phys. Rev. D **83**, 016004 (2011) [arXiv:1006.4802].
- [26] M.E. Bracco, M. Chiapparini, F.S. Navarra and M. Nielsen, Prog. Part. Nucl. Phys. **67**, 1019 (2012) [arXiv:1104.2864].
- [27] S. Choe, M.K. Cheoun and S.H. Lee, Phys. Rev. C **53**, 1363 (1996); S. Choe, Phys. Rev. C **57**, 2061 (1998).
- [28] M.E. Bracco, F.S. Navarra and M. Nielsen, Phys. Lett. B **454**, 346 (1999).
- [29] F.S. Navarra and M. Nielsen, Phys. Lett. B **443**, 285 (1998).
- [30] F.S. Navarra and M. Nielsen, Phys. Lett. B **639**, 272 (2006); F.O. Duraes, S.H. Lee, F.S. Navarra and M. Nielsen, Phys. Lett. B **564**, 97 (2003).
- [31] M. Eidemüller *et al.*, Phys. Rev. D **72**, 034003 (2005) [hep-ph/0503193].
- [32] P. Colangelo *et al.*, Phys. Lett. B **339**, 151 (1994).
- [33] V.M. Belyaev *et al.*, Phys. Rev. D **51**, 6177 (1995).
- [34] B.L. Ioffe and A.V. Smilga, Nucl. Phys. B **232**, 109 (1984).
- [35] S. Narison, Phys. Lett. B **466**, 345 (1999); S. Narison, Phys. Lett. B **361**, 121 (1995); S. Narison, Phys. Lett. B **387**, 162 (1996); S. Narison, Phys. Lett. B **624**, 223 (2005).
- [36] J. Beringer *et al.* (Particle Data Group), Phys. Rev. D **86**, 010001 (2012).
- [37] V.A. Novikov *et al.*, Phys. Rep. **41**, 1 (1978); N.G. Deshpande and J. Trampetic, Phys. Lett. B **339**, 270 (1994).