

Out-of-equilibrium one-dimensional disordered dipole chain

Anton V. Dolgikh

*Universite Libre de Bruxelles, Campus Plaine, CP231,
Boulevard du Triomphe, 1050 Bruxelles, Belgium and
Mathematical Physics Department, Voronezh State University,
Universitetskaya sq. 1, Voronezh 394006, Russia*

Daniel S. Kosov

*School of Engineering and Physical Sciences,
James Cook University, Townsville, QLD, 4811, Australia*

(Dated: July 9, 2019)

Abstract

We consider a chain of one-dimensional dipole moments connected to two thermal baths with different temperatures. The system is in nonequilibrium steady state and heat flows through it. Assuming that fluctuation of the dipole moment, we develop an analytically solvable model for the problem. The effect of disorder is introduced by randomizing the positions of the dipole moments. We show that the disorder leads to Anderson like transition from conducting to a thermal insulating state of the chain. It is shown that considered chain supports both ballistic and diffusive heat transports depending on the strength of the disorder. We demonstrate that nonequilibrium leads to the emergence of the long-range order between dipoles along the chain and make the conjecture that the interplay between nonequilibrium and next to the nearest neighbour interactions results in the emergence of long-range correlations in low dimensional classical systems.

1. INTRODUCTION

The understanding of out-of-equilibrium low-dimensional systems has been a challenging problem over last decades. This topic covers a large variety of important problems of modern physics: what are the necessary conditions for the observation of the Fourier law [1–4]; how to achieve and manipulate directed transport in systems with Brownian motion [5, 6]; how to gain a useful work in nonequilibrium [5, 7]; how can we control the energy transport in one- and two-dimensional assemblies of large organic molecules with high dipole moment arranged on a surface [8–10]; what is the mechanism of the transition to chaos in nonlinear chains [11]; what are the necessary conditions for the occurrence and existence of the temporally periodic and spatially localized excitations in nonlinear chains [12]; does the unique steady state exist in nonlinear chains [13]. Nonequilibrium processes in low-dimensional systems are also of practical and techological interest because of the recent advances in nanofabrication.

In this paper, we consider an out-of-equilibrium one-dimensional chain of particles interacting with each other via the classical dipolar potential. Our interest is twofold. First, we consider a heat conduction in such chains. Second, we study the emergence of new correlations in the system caused by a heat flow.

We approximate a particle by a point dipole placed at a fixed position on a line. This approximation is valid for different real physical systems. For instance, molecules of artificial molecular rotors contain one or several chemical groups with substantial dipole moment. While the rest of the molecule is kept fixed on a surface these groups rotate [8, 10]. The dipole chain model is also intimately connected with ferrofluids or solid-state magnetic dipoles [14–16]. The point dipole approximation is valid for a the single-file water chain [17, 18]. The water in narrow single wall carbon nanotubes forms a strongly ordered one-dimensional chain [17, 19]. Each water molecule is connected by two hydrogen bonds to neighbour molecules, instead of four bonds in bulk, and also interacts with the carbon atoms of the nanotube. The latter interaction is weak compared to dipolar one, but owing to the high density of the carbon atoms is not negligible and leads to the additional stabilization of the water in nanotube [20, 21]. The hydrogen bonds in 1D water are energetically stronger and possesses longer life-time than ones in a bulk [17]. Both these facts lead to the formation of the stable water molecules chain in narrow carbon nanotubes or pores [17, 22]. Moreover, equations of motion of dipole chain can be treated as a particular

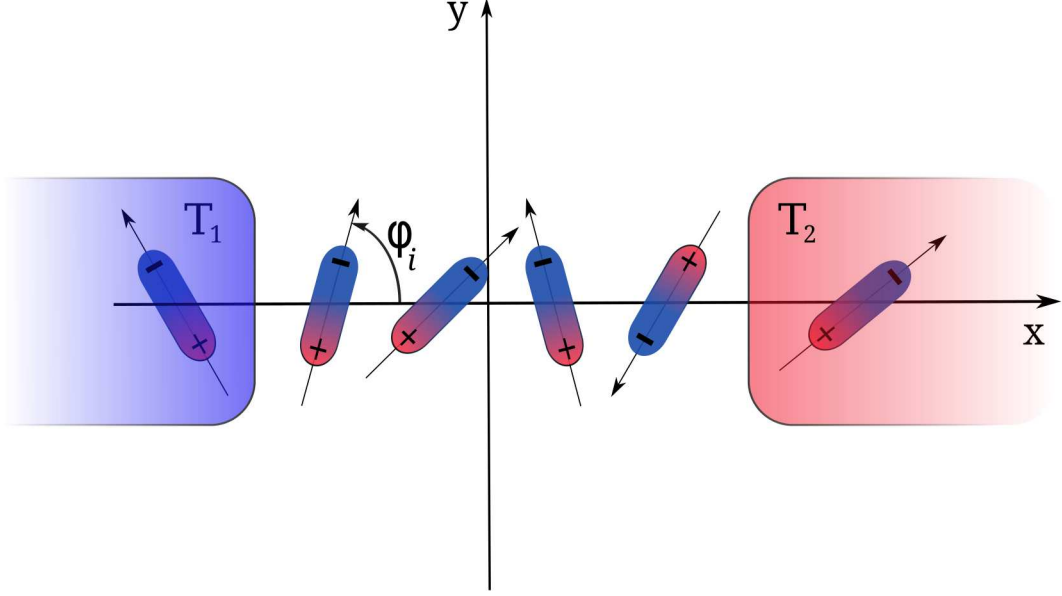


Figure 1: The sketch of the 1D dipole chain. Dipoles are represented by vectors with appropriate magnitude and orientation. In polar coordinates the state of the dipole is described by its magnitude and polar angle φ . There are two heat baths that support a heat flow along a chain. The left bath is the "cold" one, *i.e.* $T_L < T_R$.

case of Kuramoto model [23, 24]. In its turn, this model describes in a broad sense the synchronization in dynamical system of coupled oscillators. It is clear that this formulation is related to a number of phenomena from synchronization of cells in human organism to phase transitions or Brownian motors. The systems with dipole-dipole interaction occur not only in a classical physics, but also play an important role in quantum world. For instance, in a rapidly growing area of cold dipolar atomic gases [25, 26]. For example, in the high density limit single-file quantum dipoles can also form a lattice with a strong localization of atoms near lattice sites [26].

The remainder of the paper is organized as follows. In Sec. 2, we describe the Langevin nonequilibrium dynamics for the one-dimensional chain of dipoles, theoretical approach to treat the disordered and the method to compute nonequilibrium correlation functions. Section 3 presents the results of the numerical calculations. Conclusions are given in Sec. 4. Some technical aspects are relegated to appendices.

2. MATHEMATICAL FORMALISM

A. Nonequilibrium dynamics

Let us consider a 1D chain of the N point dipoles with magnitude μ . The dipoles are rendered on a single line with a distance a between them and are supposed to rotate in plane (x, y) around the axes perpendicular to the plane of the dipole. The position of the arbitrary dipole is characterized by a single angle φ , Figure 1. Thus, our model is purely one-dimensional. The classical Hamiltonian of the dipole chain has the form:

$$H = K + U = \frac{I}{2} \sum_{i=1}^N \dot{\phi}_i^2 + \frac{\mu^2}{a^3} \sum_{i < j} \left(\frac{\sin \varphi_i \sin \varphi_j - 2 \cos \varphi_i \cos \varphi_j}{|r_i - r_j|^3} \right), \quad (2.1)$$

where I is the moment of inertia of the dipole, φ_i is the angle between the vector of dipole moment of the i th dipole and the axis x , r_i is the dimensionless position (in units of a) of the i th dipole moment and dot stands for time derivative.

The left and right dipoles of the chain are coupled by some mechanism to two macroscopic heat baths. The energy exchange between baths and system is implemented by Langevin dynamics [27, 28]. The dimensionless (for units of measure see Appendix A) equations of motion have the following form:

$$\begin{cases} \dot{\varphi}_i = p_i, \\ \dot{p}_i = -\frac{1}{2} \sum_{j \neq i}^N \frac{3 \sin(\varphi_i + \varphi_j) + \sin(\varphi_i - \varphi_j)}{|r_i - r_j|^3} + \delta_{i1}(\eta_L(t) - \gamma_L \dot{\varphi}_i) + \delta_{iN}(\eta_R(t) - \gamma_R \dot{\varphi}_i), \end{cases} \quad (2.2)$$

where $\eta_L(t)$, $\eta_R(t)$ are the random forces of the left and right thermostats correspondingly. We assume $\eta_{L,R}(t)$ to be the Gaussian white noise [29]. Left and right viscosities γ_L , γ_R are related to noises $\eta_L(t)$, $\eta_R(t)$ by the standard fluctuation-dissipation theorem:

$$\langle \eta_{\{L,R\}}(t) \eta_{\{L,R\}}(t') \rangle = 2\gamma_{\{L,R\}} T_{\{L,R\}} \delta(t - t'). \quad (2.3)$$

Let us assume that fluctuation of the dipoles near equilibrium positions are small enough to validate the expansion of sines in (2.2) up to the term of the first order in φ_i . This condition is fulfilled in the case of strong dipolar interaction and moderate temperatures of

the thermostats. In this approximation the equations of motion become:

$$\begin{cases} \ddot{\varphi}_1 = -\varphi_1 \sum_{j=2}^N \frac{2}{|r_1 - r_j|^3} - \sum_{j=2}^N \frac{\varphi_j}{|r_1 - r_j|^3} + \eta_L(t) - \gamma_L \dot{\varphi}_1, \\ \ddot{\varphi}_i = -\varphi_i \sum_{j=1}^N \frac{2}{|r_i - r_j|^3} - \sum_{j=1}^N \frac{\varphi_j}{|r_i - r_j|^3}, \\ \ddot{\varphi}_N = -\varphi_1 \sum_{j=1}^{N-1} \frac{2}{|r_N - r_j|^3} - \sum_{j=1}^{N-1} \frac{\varphi_j}{|r_N - r_j|^3} + \eta_R(t) - \gamma_R \dot{\varphi}_N. \end{cases} \quad (2.4)$$

Applying the Fourier transform to both sides of (2.4), we arrive at the following linear system of equations:

$$\mathbf{M}\hat{\boldsymbol{\varphi}} = \boldsymbol{\eta}, \quad (2.5)$$

where $\hat{\boldsymbol{\varphi}} = (\hat{\varphi}_1, \dots, \hat{\varphi}_N)^T$, $\boldsymbol{\eta} = (\eta_L(\omega), 0, \dots, 0, \eta_R(\omega))^T$, $\hat{\varphi}_i = \int_{-\infty}^{+\infty} \exp(i\omega t) \varphi_i(t) dt$, and

$$M_{ij}(\omega) = \begin{cases} -\omega^2 + \sum_{j=2}^N \frac{2}{|r_1 - r_j|^3} - i\gamma_L, & i = j = 1, \\ -\omega^2 + \sum_{j=1}^N \frac{2}{|r_i - r_j|^3}, & i = j, \\ -\omega^2 + \sum_{j=1}^{N-1} \frac{2}{|r_N - r_j|^3} - i\gamma_R, & i = j = N, \\ \sum_{j=1}^N \frac{1}{|r_i - r_j|^3}, & i \neq j. \end{cases} \quad (2.6)$$

Now we are ready to calculate the steady-state energy current in system. To do this, let us consider the rate of energy change for the first dipole (connected to the left thermostat):

$$\frac{d\epsilon_1}{dt} = \frac{1}{2} p_1 \sum_{j=2}^N F_{1j} - \frac{1}{2} \sum_{j=2}^N F_{j1} p_j - p_1^2(t) \gamma_L + p_1 \eta_L(t), \quad (2.7)$$

where ϵ_1 is the energy density of the first dipole and F_{1j} is the force that j th dipole exerts on first dipole. The last two terms in (2.7) are due to the thermostat. Thus, the energy current that flows into the system from the left thermostat is given by:

$$j(t) = -p_1^2(t) \gamma_L + p_1 \eta_L(t) = -\dot{\varphi}_1(t)^2 \gamma_L + \dot{\varphi}_1(t) \eta_L(t). \quad (2.8)$$

The average current is:

$$\langle j(t) \rangle = \langle -\dot{\varphi}_1(t)^2 \gamma_L + \dot{\varphi}_1(t) \eta_L(t) \rangle. \quad (2.9)$$

The function $\varphi_i(t)$ is found from the equation (2.5) by inverting the Fourier transform:

$$\hat{\varphi}_i(\omega) = (M^{-1})_{i1}(\omega)\eta_L(\omega) + (M^{-1})_{iN}(\omega)\eta_R(\omega). \quad (2.10)$$

After some algebra we obtain the following compact expression for the steady state heat current in the chain:

$$\langle j \rangle = \frac{2\gamma_L\gamma_R\Delta T}{2\pi} \int_{-\infty}^{+\infty} \omega^2 |(M^{-1})_{1N}(\omega)|^2 d\omega, \quad (2.11)$$

where $\Delta T = T_R - T_L$.

The integral in (2.11) is completely defined by the poles of the $(M^{-1})_{1N}$ element. By definition, poles of the \mathbf{M}^{-1} are the roots of $\det \mathbf{M}(\omega) = 0$ equation (details of the calculations of the integral and root finding of $\det \mathbf{M}(\omega)$ are given in Appendix C). It follows from (2.6) that $\det \mathbf{M}(\omega)$ is the polynomial in ω of the order of $2N$. Therefore, according to fundamental theorem of algebra, there are $2N$ solutions of this equation. These solutions correspond to the frequencies of elementary excitations that carry the energy along the chain. Solutions of the (2.4) for free dipole chain, not connected to the thermostats, have form $\varphi_j(t) = e^{i(jk-\omega t)}$, where k is the wave vector and ω is real. The interaction with thermostats leads to the occurrence of the imaginary part in ω .

The dipoles are never strictly fixed at their positions under realistic conditions. Thermal fluctuations and other effects are very difficult to eliminate completely. They lead to the fluctuations of the dipoles near their positions that brings chain into disordered state. To understand the role of the disorder we take into account the thermal fluctuations of dipoles in the direction along the line on which they are rendered. We adopt the simple scheme when dipoles' positions r_i have Gaussian distribution

$$p(r_i) = \frac{1}{\sqrt{2\pi}\sigma} \exp\left(-\frac{(r_i - r_{i0})^2}{2\sigma^2}\right), \quad (2.12)$$

where r_{i0} is the position of the i th dipole in the ordered chain and σ is the dispersion that characterizes the "strength" of the disorder. Heat current in a disordered chain is calculated from (2.11) by averaging over a number of realizations of the disorder.

B. Correlation functions in nonequilibrium steady state

The dipole orientation relaxation time is a measurable quantity in many experiments that allows to understand the physical nature of the processes under observation. The dipole-

dipole correlation function is defined as $\langle \boldsymbol{\mu}(t) \cdot \boldsymbol{\mu}(0) \rangle$, where $\boldsymbol{\mu}(t) = \sum_{i=1}^N \boldsymbol{\mu}_i(t)$, $\boldsymbol{\mu}_i(t)$ is the dipole moment of the i th dipole and $\boldsymbol{\mu}(t)$ is total dipole moment of the chain (a polarization vector). It follows from the definition of the correlation function that:

$$\langle \boldsymbol{\mu}(0) \cdot \boldsymbol{\mu}(t) \rangle = \sum_{i,j=1}^N \left(\langle \cos \varphi_i(0) \cos \varphi_j(t) \rangle + \langle \sin \varphi_i(0) \sin \varphi_j(t) \rangle \right) = \sum_{i,j=1}^N \langle \cos \Delta_{ij}(t) \rangle, \quad (2.13)$$

where $\Delta_{ij}(t) = \varphi_j(t) - \varphi_i(0)$. It is known that if X is the Gaussian random variable than [30]

$$\langle \exp(iX) \rangle = \exp \left(i\langle X \rangle - \frac{1}{2} \langle X^2 \rangle \right). \quad (2.14)$$

One can see that according to (2.5) φ_i , $i = 1, 2, \dots, N$, are the Gaussian random variables with zero mean value $\langle \varphi_i \rangle = 0$. Thus, we can use the rule (2.14) to calculate the average in (2.13):

$$\begin{aligned} \langle \boldsymbol{\mu}(0) \cdot \boldsymbol{\mu}(t) \rangle &= \sum_{ij} \exp \left(-\frac{1}{2} \langle \Delta_{ij}^2(t) \rangle \right) = \\ &= \sum_{ij} \exp \left(-\frac{\langle \varphi_j^2(t) \rangle + \langle \varphi_i^2(0) \rangle}{2} + \langle \varphi_j(t) \varphi_i(0) \rangle \right). \end{aligned} \quad (2.15)$$

It follows from (2.10) that the first term in the exponent does not depend on time. The term $\langle \varphi_j(t) \varphi_i(0) \rangle$ is space cross-correlation function. It is evident from general considerations that

$$\langle \varphi_j(t) \varphi_i(0) \rangle \xrightarrow{t \rightarrow +\infty} \langle \varphi_j(t) \rangle \langle \varphi_i(0) \rangle = 0. \quad (2.16)$$

Hence

$$\langle \boldsymbol{\mu}(0) \cdot \boldsymbol{\mu}(t) \rangle \xrightarrow{t \rightarrow +\infty} \sum_{ij} \exp \left(-\frac{\langle \varphi_j^2(t) \rangle + \langle \varphi_i^2(0) \rangle}{2} \right). \quad (2.17)$$

For convenience, we subtract the rhs of this limit from (2.15). This will provide the dipole-dipole correlation function to vanish at $t \rightarrow +\infty$. Doing this, we get:

$$\langle \boldsymbol{\mu}(0) \cdot \boldsymbol{\mu}(t) \rangle = \sum_{ij} \exp \left(-\frac{\langle \varphi_j^2(t) \rangle + \langle \varphi_i^2(0) \rangle}{2} \right) \left[\exp(\langle \varphi_j(t) \varphi_i(0) \rangle) - 1 \right]. \quad (2.18)$$

The averages in this formula immediately follows from (2.10) :

$$\begin{aligned}
\langle \varphi_n^2(t) \rangle &= \langle \varphi_n^2(0) \rangle = \frac{1}{(2\pi)^2} \int_{-\infty}^{+\infty} \left[2\pi\gamma_L T_L M_{n1}^{-1}(\omega) M_{n1}^{-1}(-\omega) + 2\pi\gamma_R T_R M_{nN}^{-1}(\omega) M_{nN}^{-1}(-\omega) \right] d\omega \\
\langle \varphi_n(t) \varphi_m(0) \rangle &= \frac{1}{(2\pi)^2} \int_{-\infty}^{+\infty} \exp(-i\omega t) \left[2\pi\gamma_L T_L M_{m1}^{-1}(\omega) M_{n1}^{-1}(-\omega) + \right. \\
&\quad \left. + 2\pi\gamma_R T_R M_{mN}^{-1}(\omega) M_{nN}^{-1}(-\omega) \right] d\omega.
\end{aligned} \tag{2.19}$$

The integrals are calculated by the same technique as the ones in (2.11).

Finally, we can write the general form of the correlation function in the linearized Langevin dynamics:

$$\begin{aligned}
\langle \boldsymbol{\mu}(0) \cdot \boldsymbol{\mu}(t) \rangle &= \sum_{ij}^N K_{ij} \left[\exp \left(\sum_{k=1}^{2N} G_{ij}(\omega_k) e^{-i\omega_k t} \right) - 1 \right] \\
K_{ij} &= \exp \left(-\frac{\langle \varphi_j^2(t) \rangle + \langle \varphi_i^2(0) \rangle}{2} \right), \\
G_{ij}(\omega_k) &= \frac{1}{2\pi} \left(\gamma_L T_L \frac{C_{i1}(\omega_k) C_{j1}(-\omega_k)}{\det' \mathbf{M}(\omega_k) \det \mathbf{M}(-\omega_k)} + \gamma_R T_R \frac{C_{iN}(\omega_k) C_{jN}(-\omega_k)}{\det' \mathbf{M}(\omega_k) \det \mathbf{M}(-\omega_k)} \right), \\
\det' \mathbf{M}(\omega_k) &= \prod_{n \neq k} (\omega_k - \omega_n),
\end{aligned} \tag{2.20}$$

where ω_k , $k = 1, 2, \dots, 2N$ are zeros of $\det \mathbf{M}(\omega)$ lying in the lower half-plane of the complex plane ω , C_{ij} are the cofactors of the $\mathbf{M}(\omega)$. Coefficients G_{ij} are calculated according the method described in Appendix B. We do not give the explicit form of K_{ij} for brevity, but they can be represented in the same form as G_{ij} . It is seen that (2.20) decays exponentially only for times satisfying the condition $\text{Im } \omega_k t \ll 1$.

The correlation function (2.20) can be considerably simplified if we expand the cosine in (2.13) into the power series in Δ_{ij} up to the second-order terms. In this case we have:

$$\begin{aligned}
\langle \boldsymbol{\mu}(0) \boldsymbol{\mu}(t) \rangle &\approx \sum_{ij} \langle \delta_+(t) - \frac{1}{2} \Delta_{ij}^2(t) \rangle = N^2 \delta_+(t) - \frac{1}{2} \sum_{ij} \langle \Delta_{ij}^2(t) \rangle, \\
\langle \Delta_{ij}^2(t) \rangle &= \langle \varphi_i^2(t) \rangle + \langle \varphi_j^2(0) \rangle - 2\langle \varphi_i(t) \varphi_j(0) \rangle,
\end{aligned} \tag{2.21}$$

where $\int_0^{+\infty} \delta_+(t) dt = 1$. The term $\langle \Delta_{ij}^2(t) \rangle$ is evaluated by a direct substitution from (2.19). Thus, in this simple approximation the correlation function has exponential asymptotics,

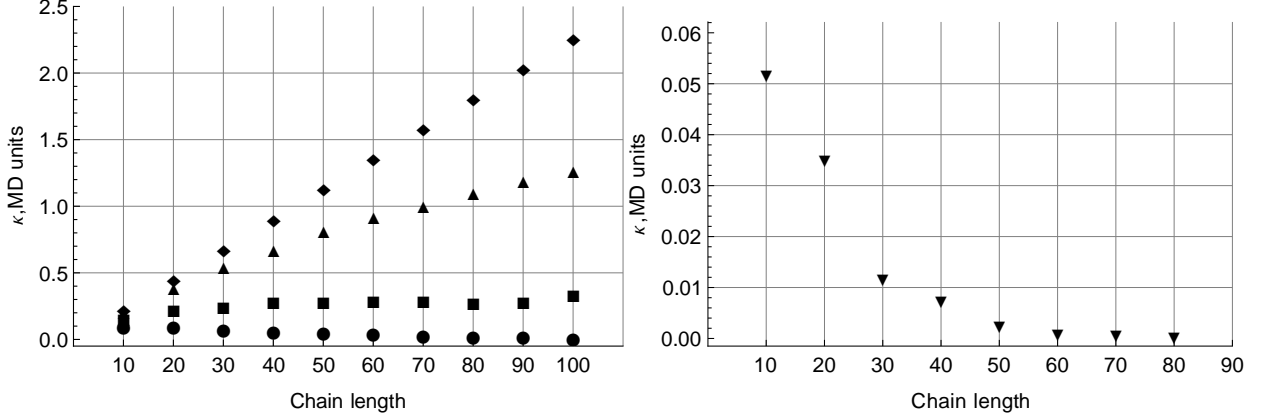


Figure 2: The heat conductivity of disordered dipole chain calculated according to (2.11) for different disorder magnitudes, $T_L = 300$ K, $T_R = 400$ K, $N_{cut} = 3$. On the left panel: \blacklozenge - $\sigma = 0$, ordered chain; \blacktriangle - $\sigma = 0.02$; \blacksquare - $\sigma = 0.05$; \bullet - $\sigma = 0.08$. Right panel presents the heat conductivity of disordered chain in case of strong dumping, $\sigma = 0.11$. The results are obtained by averaging over 200 realizations of disorder

$\langle \boldsymbol{\mu}(t) \cdot \boldsymbol{\mu}(0) \rangle \sim \exp(-i\omega_k t)$, where ω_k have the same meaning as above. Therefore, the longest relaxation time corresponds to the ω_k with the smallest absolute value of imaginary part lying in the lower half-plane ω .

3. NUMERICAL RESULTS

A. Heat conductivity and temperature profile for disordered chain

The quantitative measure of the heat transport in media is the heat conductivity κ . In this article we adopt the "global" definition of the heat conductivity [31] :

$$\kappa(L) = \frac{jL}{\Delta T}, \quad \Delta T = T_R - T_L, \quad (3.22)$$

and L is the chain length. Thus, to find κ we first need to find heat current. The starting point of calculation of heat current is (2.11). The calculations of heat current j is straightforward for ordered dipole chain. In case of disordered chain, we average a heat current over 200 realizations of the dipole positions. The obtained dependence of the heat conductivity on the chain length is presented in Figure 2. It shows the transition from ballistic transport with infinite heat conductivity (for infinite chain) to diffusive transport with finite heat

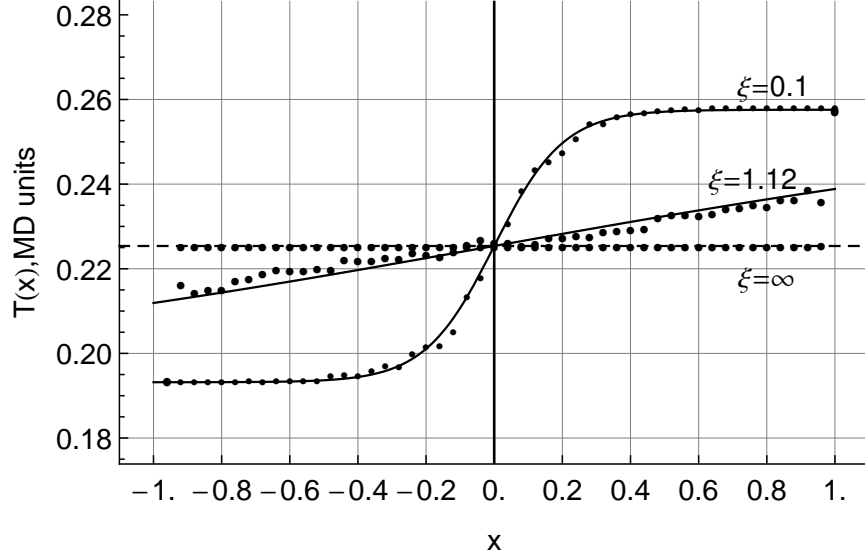


Figure 3: Temperature profiles for different disorder strengths and corresponding localization lengths according to (3.24). The disorders (in downward direction): $\sigma = 0.18$, $\sigma = 0.03$, $\sigma = 0$. Profiles in disordered cases were obtained by averaging over 100 disorder realizations. Dashed line shows position of the mean temperature $T(x) = (T_L + T_R)/2$. The meaning of the localization length ξ is revealed below in eq. (3.24).

conductivity, and eventually the high level of disorder results into thermal insulating state. For ordered chain, $\sigma = 0$, the heat conductivity is proportional to the length of the chain, $\kappa \sim L$. For disordered ones $\kappa(L)$ law deviates from the linear dependence. The observed change of transport regimes is an example of a very general conductor-insulator transition induced by a disorder [32, 33].

The disorder also affects the temperature profile of the chain. To illustrate this we calculated the temperature profile for different values of σ . We use the kinetic definition of local temperature, so the temperature T_i of the i th dipole is given by

$$T_i = \langle \dot{\varphi}_i^2 \rangle. \quad (3.23)$$

In Figure 3 we show some temperature profiles corresponding to different disorder strength σ . For ordered chain the temperature profile coincides with the one in harmonic chain, *i.e.* the temperature of the internal dipoles is average of the thermostats' temperatures and temperatures of the leftmost and rightmost dipoles are equal to the temperatures of the corresponding thermostats. Disorder destroys the flat temperature profile and leads to the

formation of temperature gradient. The size of the region of the chain, where it occurs, depends on disorder strength. Such behavior of the temperature profile could be caused by the localization of the elementary excitations under the influence of disorder and in this respect it resembles the well known Anderson transition [34].

The fundamental properties of heat conduction were considered recently in concern with reconstruction of the Fourier's law in quantum wires [2, 3]. Under quite general physical assumptions a temperature profile was shown to have the form

$$T(x) = T_L + \frac{\Delta T}{1 + \exp(-x/\xi)}, \quad (3.24)$$

where $x = \frac{2n}{N} - 1$, $n = 1, 2, \dots, N - 1$. Dubi and Di Ventra [2] dubbed ξ the "thermal length" because it characterizes the length-scale of the existence of a local temperature gradient. We approximate temperature profiles of our model by (3.24). In Figure 3 we see that increase of the disorder strength results in decrease of the ξ . According to (3.24) the case of the ordered chain corresponds to the infinite value of ξ . From Figure 3 it is seen that temperature gradient in the system start to develop for values of ξ of the order of a system size. For ξ small enough compared to the system size one observes steep temperature gradient near the center of a chain while the parts of the chain close to edges are thermalized at the temperatures of the corresponding thermostat.

B. Nonequilibrium correlation functions and relaxation time to the steady state

Using expression (2.21), we estimate the dipole relaxation times τ for different values of dipole moments μ . The results presented in Table I demonstrate inverse dependence $\tau(\mu)$. It has clear physical explanation. Namely, the time of the relaxation towards a nonequilibrium steady state is determined by the energy transfer inside a system and higher magnitude of dipole moments results into more effective energy transfer between dipoles and, consequently, relaxation to equilibrium state runs faster.

Two main factors influence the relaxation time in the dipole chain, see Table I. The first one, is the interaction strength between dipoles resulted into decreasing of a relaxation times, and the second one, is the chain length resulted into increasing of a relaxation time.

To study the space correlations in chain we calculate the following correlation function $\langle \varphi_i(\infty) \varphi_j(\infty) \rangle$, where $\varphi_i(\infty) = \lim_{t \rightarrow +\infty} \varphi_i(t)$. Details on the calculation of space correlation

Table I: Dipole relaxation times ($T_L = 0.1$ MD units, $T_R = 0.3$ MD units, $N_{cut} = 3$)

μ , MD units	1.00	3.00	5.00	10.00	15.00	20.00
τ , ps ($N = 30$)	$1.25 \cdot 10^3$	$4.79 \cdot 10^2$	$3.25 \cdot 10^2$	$2.11 \cdot 10^2$	$1.72 \cdot 10^2$	$1.53 \cdot 10^2$
τ , ps ($N = 50$)	$6.03 \cdot 10^3$	$2.31 \cdot 10^3$	$1.57 \cdot 10^3$	$1.01 \cdot 10^3$	$8.26 \cdot 10^2$	$7.33 \cdot 10^2$

function are given in Appendix B. Note, that instead of working with a number of correlation functions corresponding to different combinations of indexes (i, j) , we construct the function C_n :

$$C_n = \frac{1}{N-n} \sum_{i=1}^{N-n} \varphi_i \varphi_{i+n}. \quad (3.25)$$

that expresses a "smoothed" behavior of space correlations.

Figure 4 demonstrates emergence of new long-range correlations in nonequilibrium steady state, which are not present in thermal equilibrium. The difference between the equilibrium and nonequilibrium states reaches several orders of magnitude for dipoles lying on the distance of five and more lattice sites away from some fixed dipole. The equilibrium correlation function decays fast while nonequilibrium one weakly varies on the length scale of the chain.

One more noteworthy peculiarity of space correlations is observed. Altering the range of dipole-dipole interaction (by changing the cutoff distance N_{cut}), strongly affects space correlations in a system. In Figure 4 we see that the magnitudes of the correlations are substantially different for chains with $N_{cut} = 2 \div 4$ and $N_{cut} \geq 7$. In Figure 4 we also show the difference between correlations in equilibrium and nonequilibrium states. It is seen that there is a long range order in nonequilibrium for $N_{cut} \neq 2$ that disappears in equilibrium state. Nevertheless, there is some similarity in correlations for a nearest-neighbor interaction, but even in this case a presence of the heat flux makes the correlations to decay slower. For long chains the effect still persists.

This long-range character of the space correlation function is due to the heat flux and behavior of the equilibrium correlation function supports this conjecture. The right graph in Figure 4 convincingly demonstrates that without heat flux, *i.e.* in an equilibrium state, the space correlation function decays fast with distance for the same set of parameters as for nonequilibrium one. The link between the space correlation function and the heat flux

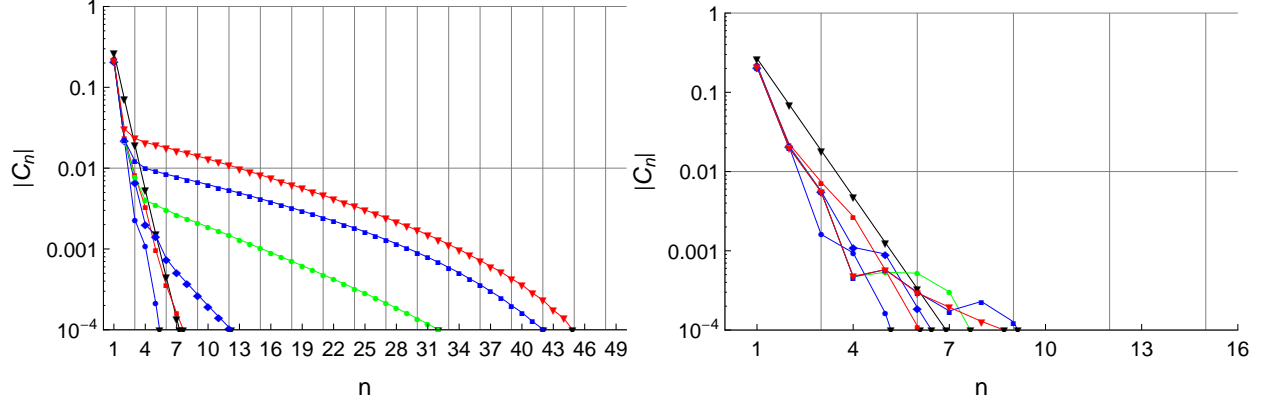


Figure 4: The absolute values of the different space correlation functions for different values of the interaction radius. The chain length is $N = 50$ dipoles and $\mu = 30$ MD units, $\gamma = 5.0$. In left panel the heat flux is generated by the temperature differences of thermostats $T_L = 0.1$ MD units, $T_R = 0.3$ MD units: \blacktriangledown corresponds to $N_{cut} = 2$; \bullet corresponds to $N_{cut} = 3$; \blacksquare corresponds to $N_{cut} = 4$; \blacklozenge corresponds to $N_{cut} = 5$; \bullet corresponds to $N_{cut} = 7$; \blacksquare corresponds to $N_{cut} = 9$; \blacktriangledown corresponds to $N_{cut} = 20$. In right panel the space correlation function in equilibrium conditions is presented, $T = 0.2$ MD units, definitions of symbols are the same.

originates from the fact that coupling to the thermostats results in the interaction between eigenmodes of the chain [27]. From Figure 5 one can see the differences between weak ($\gamma = 0.1$) and strong ($\gamma = 5.0$) coupling of the chain to thermostats.

Finally, we consider the influence of the disorder on space correlations. Surprisingly, the effect of the disorder turns out to be not strictly "destructive". In Figure 6 we see that for $\sigma = 0.01, 0.1$ correlations are stronger than ones in an ordered chain, whereas for higher values of σ they are weaker. This result is very intriguing because from general considerations disorder should break the long range order in a system.

4. SUMMARY

In the present paper we have conducted numerical and analytical study of the classical dipolar chain under out-of-equilibrium conditions. We approximated nonequilibrium dynamics of the chain by a system of linearized stochastic differential equations. All the quantities of interest after that were expressed solely through the elements of the one matrix \mathbf{M} (2.6). We focused on two basic aspects of the chain: heat conduction and correlations.

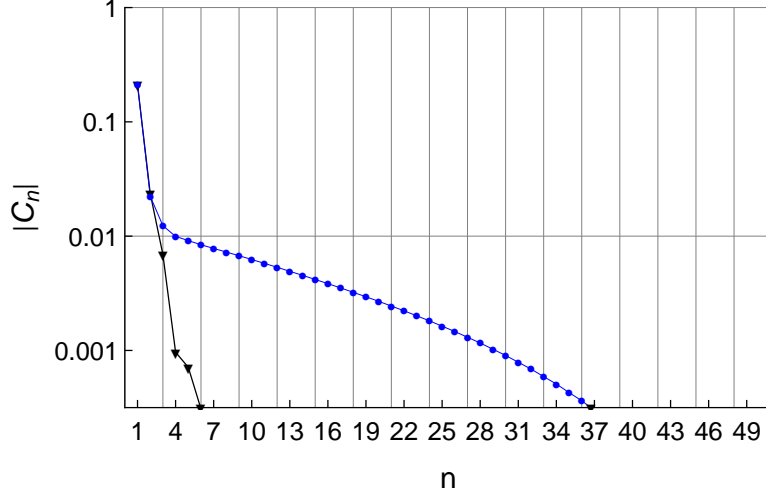


Figure 5: The absolute values of space correlation function in strong and weak coupling regimes. The chain length is $N = 50$ dipoles and $\mu = 30$ MD units, $T_L = 0.1$ MD units, $T_R = 0.3$ MD units, $N_{cut} = 9$: ▼ corresponds to $\gamma = 0.1$; ● corresponds to $\gamma = 5.0$.

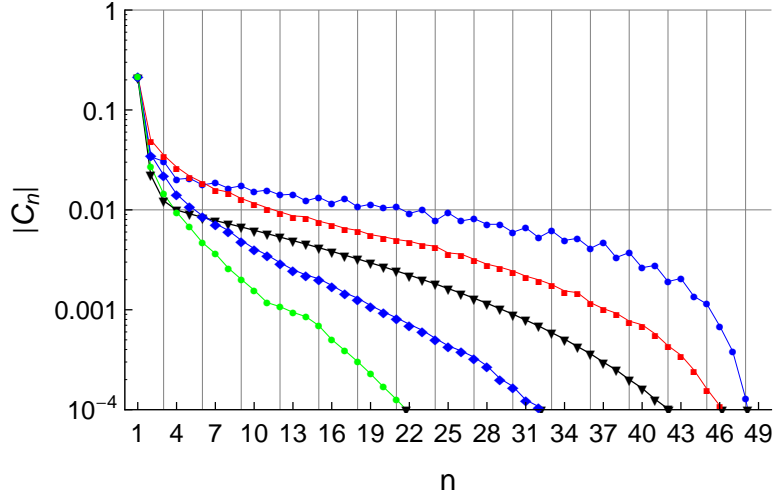


Figure 6: The absolute values of space correlation function for different disorder strengths. The chain length is $N = 50$ dipoles and $\mu = 30$ MD units, $T_L = 0.1$ MD units, $T_R = 0.3$ MD units, $N_{cut} = 9$: ▼ corresponds to $\sigma = 0.00$; ● corresponds to $\sigma = 0.01$; ■ corresponds to $\sigma = 0.10$; ◆ corresponds to $\sigma = 0.15$; ● corresponds to $\sigma = 0.20$.

To study the heat conduction we derived a closed expression for the heat current (2.11). It was established that ordered dipole chain supports ballistic transport and their properties resemble ones of the harmonic lattice, *e.g.* the heat current is proportional to the difference of the thermostats' temperatures ΔT and not to the temperature gradient $\Delta T/N$. This

fact points to the violation of the Fourier law in ordered dipolar chain. Ballistic transport regime is destroyed by a disorder introduced by a random distribution of dipoles' positions. We used the simple model where positions of dipoles are imposed to be random Gaussian variables. The dispersion of the distribution plays a role of the disorder's "strength". Within the adopted model of disorder we calculated the temperature profile and heat conductivity. It was observed that heat conduction undergoes the transition from ballistic to diffusive transport. In the diffusive regime the heat conductivity decreases as we increase the chain length. Diffusive regime is also characterized by the establishing of the temperature gradient in chain. Deformation of the temperature profile in disordered chain is in good agreement with the recent results on the derivation of the Fourier's law in quantum wires [2]. Similarly to the quantum case [2], there are two different length scales in a problem of heat conduction. The first one corresponds to localization length. The second one corresponds to the thermal length. These two lengths can be very different. In the model considered in the present article estimation of the localization length is complicated by the presence of the strong correlations between eigenmodes. We left this question for further consideration.

We constructed the exact formula for "dipole-dipole" correlation function (2.20). This allowed us to estimate the relaxation times and to show the slowing of orientation relaxation as the system size increases (see Table I).

The situation with spatial correlations is more subtle because they are affected by different factors such as thermostats' temperatures difference, dipole moments and interaction range (cutoff radius N_{cut}). The most prominent feature of nonequilibrium is the emergence of the long-range correlations for $N_{cut} > 5$. It is especially important because usually the model with only nearest-neighbor interaction is considered in majority of works in out-of-equilibrium low dimensional systems. Here we clearly demonstrated that long-range behavior of the correlation is caused by the combination of two factors: heat flow and "long-range" interaction. The nonequilibrium is essential because it leads to the coupling between heat-carrying modes of the systems and the eigenmodes interaction is necessary for the emergence of long-range structure. One can generalize this conclusion by making the conjecture that the emergence of long-range correlations in a the one-dimensional system is possible under nonequilibrium conditions when next to the nearest-neighbor interactions are included.

5. ACKNOWLEDGMENTS

This work has been supported by the Belgian Federal Government.

Appendix A: Units of measure adopted in the article

- The value of the dipole moment corresponds to the one of the water in the carbon nanotube and is taken from the molecular dynamics simulation [35] : $\mu = 1.9975 D$;
- Length unit: $a = 2.65 \text{ \AA}$, *ibid*;
- Energy unit: $\epsilon = \frac{\mu^2}{a^3}$, with the above values of the dipole moment and lattice spacing we get $\epsilon = 2.14406 \cdot 10^{-13} \text{ erg}$;
- The unit of time: $\tau = \sqrt{\frac{Ia^3}{\mu^2}} = 3.74161 \cdot 10^{-14} \text{ s}$, where I is the moment of inertia of a dipole. For I we take the mean value of the three principal values of this tensor of the water molecule [36], $I = 3.0 \cdot 10^{-40} \text{ g/cm}^2$;

Appendix B: Space correlation function in nonequilibrium steady state

In this section we give some useful formulas that are used for calculation of the space correlation function of one-dimensional lattices [37–39]. Below we closely follow the work [38].

We start with rewriting the system (2.4) in the form of the first order differential equation:

$$\dot{\mathbf{x}} = \mathbf{A}\mathbf{x} + \mathbf{F}(t), \quad (\text{B.1})$$

where the column vector $\mathbf{x}(t) = (\varphi_1(t), \dots, \varphi_N(t), p_1(t) \dots p_N(t))^T$ and

$$A = \begin{pmatrix} \mathbf{0}_{NN} & \mathbf{I}_{NN} \\ \mathbf{M} & -\mathbf{\Gamma} \end{pmatrix}, \quad \Gamma_{ij} = \gamma_L \delta_{i1} \delta_{j1} + \gamma_R \delta_{iN} \delta_{jN} \quad (\text{B.2})$$

where $\mathbf{0}_{NN}$ is N -by- N zero matrix, \mathbf{I}_{NN} is N -by- N identity matrix, \mathbf{M} is the potential energy matrix, $\mathbf{F} = (\mathbf{0}_N, \eta_L(t), 0, \dots, \eta_R(t))^T$ and $\eta_L(t)$, $\eta_R(t)$ are Gaussian white noises. Solution of the (B.1) is of the form

$$\mathbf{x}(t) = \exp(\mathbf{A}t)\mathbf{x}(0) + \int_0^t \exp\left(\mathbf{A}(t-t')\right)\mathbf{F}(t') dt', \quad (\text{B.3})$$

where $\mathbf{x}(0)$ is column of the initial conditions. To find the correlations in the nonequilibrium steady state we have to calculate the limit $\lim_{t \rightarrow +\infty} \langle \mathbf{x}(t) \mathbf{x}^\dagger(t) \rangle$, where $\langle \mathbf{x}(t) \mathbf{x}^\dagger(t) \rangle$ is the covariance matrix. It can be done by employing the fact that all eigenvalues of the matrix \mathbf{A} have negative real parts [37, 38] that gives $\lim_{t \rightarrow +\infty} \exp(\mathbf{A}t) = 0$. After this remark the evaluation of the limit above is done in a straightforward manner:

$$\lim_{t \rightarrow +\infty} \langle \mathbf{x}(t) \mathbf{x}^\dagger(t) \rangle = \begin{pmatrix} \mathbf{\Phi} & \mathbf{Z} \\ \mathbf{Z}^\dagger & \mathbf{T} \end{pmatrix} = \int_0^\infty \exp(\mathbf{A}t) \mathbf{D} \exp(\mathbf{A}^\dagger t) dt, \quad (\text{B.4})$$

where

$$\begin{aligned} \mathbf{D} &= \langle \mathbf{F}(t) \mathbf{F}^\dagger(t') \rangle = \begin{pmatrix} \mathbf{0}_{NN} & \mathbf{0}_{NN} \\ \mathbf{0}_{NN} & \mathbf{\Delta} \end{pmatrix}, \quad \Delta_{ij} = 2\gamma_L T_L \delta(t-t') \delta_{i1} \delta_{j1} + 2\gamma_R T_R \delta(t-t') \delta_{iN} \delta_{jN}, \\ \mathbf{\Phi} &= \langle \varphi \varphi^\dagger \rangle, \quad \mathbf{Z} = \langle \varphi \mathbf{p}^\dagger \rangle, \quad \mathbf{T} = \langle \mathbf{p} \mathbf{p}^\dagger \rangle. \end{aligned} \quad (\text{B.5})$$

Here we have used the fluctuation-dissipation theorem (2.3) and definition of $\mathbf{F}(t)$ given above. The matrices $\mathbf{\Phi}$, \mathbf{Z} , \mathbf{T} represent space correlation function, mean heat flux and temperature profile (diagonal elements of \mathbf{T}) correspondingly. The correlation function can be obtained by direct calculation of the integral (B.4) by method developed in [40]. It can be also helpful to rewrite (B.4) in the matrix form [37, 38]:

$$\mathbf{A}\mathbf{C} + \mathbf{C}\mathbf{A}^\dagger = -\mathbf{D}, \quad (\text{B.6})$$

with \mathbf{C} being $\langle \mathbf{x}(+\infty) \mathbf{x}^\dagger(+\infty) \rangle$. An exact solution of this equation was found only for the nearest-neighbor interaction. From a general point of view, it is a well known in a control theory Lyapunov matrix equation and number of algorithms were developed to solve it numerically [41–43].

Appendix C: The inverse of the matrix \mathbf{M} and calculation of the heat current

In the Langevin dynamics we calculate two main quantities: heat current (2.11) and the correlation function (2.19). In both cases, the formulas contain the elements of the inverse matrix \mathbf{M}^{-1} that, by definition, is given by

$$\mathbf{M}^{-1} = \frac{1}{\det \mathbf{M}} \mathbf{C}^\text{T}, \quad (\text{C.1})$$

where \mathbf{C} is the matrix of cofactors [44] and T stands for transposition. Due to the \mathbf{M} being symmetric matrix the matrix of cofactors \mathbf{C} is also symmetric.

The integrands in (2.19), (2.11) are the rational functions and the order of the polynomial in the denominator is $2N$ (see comments at the end of the Section 2 A). From general considerations it follows that there should be no zeros of the $\det \mathbf{M}(\omega)$ on the real axis because if there were even one the integral in (2.11) became ambiguous while the heat current is physically observable quantity and must be defined unambiguously.

Now we are ready to calculate the integral

$$\langle j \rangle = \frac{2\gamma_L\gamma_R\Delta T}{2\pi} \int_{-\infty}^{+\infty} \omega^2 |(M^{-1})_{1N}(\omega)|^2 d\omega. \quad (\text{C.2})$$

From the residue theorem it immediately follows [45]:

$$\langle j \rangle = 2\pi i \frac{2\gamma_L\gamma_R\Delta T}{2\pi} \sum_{\omega=\omega_i} \text{Res} \left(\omega^2 \frac{\mathbf{C}_{N1}(\omega)\mathbf{C}_{N1}(-\omega)}{\det \mathbf{M}(\omega) \det \mathbf{M}(-\omega)} \right), \quad (\text{C.3})$$

where ω_i satisfy the equation

$$\det \mathbf{M}(\omega_i) = 0, \quad (\text{C.4})$$

in the half-plane $\text{Im } \omega < 0$ and $\text{Res}_{\omega=\omega_i}$ states for the residue at the point $\omega = \omega_i$. The determinant can be represented in the form of a product:

$$\det \mathbf{M}(\omega) = \prod_{i=1}^{2N} (\omega - \omega_i). \quad (\text{C.5})$$

It is tacitly supposed that roots of this polynomial are simple. This assumption is based on the results of the numerical computations: for all considered chain lengths the roots are found to be simple and all lie in the lower half-plane of the ω -plane, Figure 7. Hence poles in the (C.3) are simple and calculation of the sum can be done easily. To be assured we checked the multiplicity of the roots in Multroot package [46] yielded the same conclusion.

At the end of the section we will show how to tackle the root-finding of the $\det \mathbf{M}(\omega)$. As it was already said, this polynomial has large coefficients and is of the order of $2N$. Hence, it is a cumbersome problem to find it's roots. Nevertheless, it can be greatly simplified by the following observation.

Applying the Fourier transform to (B.1), we get the matrix equation:

$$-i\omega \mathbf{x}(\omega) = \mathbf{A}\mathbf{x}(\omega) + \mathbf{F}(\omega). \quad (\text{C.6})$$

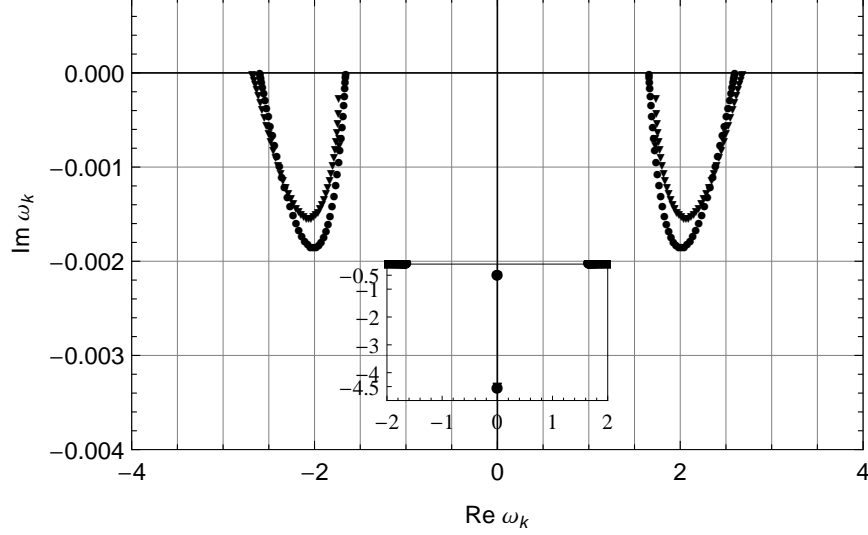


Figure 7: Zeros of $\det \mathbf{M}(\omega)$ for different N_{cut} ; \bullet correspond to $N_{cut} = 3$, \blacktriangledown correspond to $N_{cut} = 20$; $N = 50$, $\mu = 1.0$ MD units

Thus, a particular solution of the (B.1) is

$$\mathbf{x}(t) = \frac{1}{2\pi} \int_{-\infty}^{+\infty} \exp(-i\omega t) \mathbf{x}(\omega) d\omega = -\frac{1}{2\pi} \int_{-\infty}^{+\infty} \frac{\exp(-i\omega t)}{i\omega \mathbf{I} + \mathbf{A}} \mathbf{F}(\omega) d\omega, \quad (\text{C.7})$$

where \mathbf{I} is $2N$ -by- $2N$ identity matrix. Comparison of this expression with the inverse Fourier transform (2.5) shows that zeros of $\det \mathbf{M}(\omega)$ coincide with zeros of $\det(i\omega \mathbf{I} + \mathbf{A})$ and the latter are equal to $i\lambda_k$, $k = 1, 2, \dots, 2N$, where λ_k is the k -th eigenvalue of the \mathbf{A} . Therefore,

$$\det \mathbf{M}(\omega_k) = 0, \quad \forall \omega_k = i\lambda_k, \quad k = 1, 2, \dots, 2N. \quad (\text{C.8})$$

According to this observation the determinant of the $\mathbf{M}(\omega)$ in (C.3) can be evaluated as

$$\det \mathbf{M}(\omega) = \prod_{k=1}^{2N} (\omega - i\lambda_k). \quad (\text{C.9})$$

The problem of finding eigenvalues of the nonsingular matrix is well known and can be implemented in a robust and reliable way.

Now, when we know that all zeros of $\det \mathbf{M}(\omega)$ are simple and know the relation between them and eigenvalues of \mathbf{A} , we can calculate the residue in (C.3):

$$\langle j \rangle = 2i\gamma_L \gamma_R \Delta T \sum_{n=1}^{2N} (i\lambda_n)^2 \frac{\mathbf{C}_{N1}(i\lambda_n) \mathbf{C}_{N1}(-i\lambda_n)}{\det' \mathbf{M}(i\lambda_n) \det \mathbf{M}(-i\lambda_n)}, \quad (\text{C.10})$$

where $\det' \mathbf{M}(i\lambda_n) = i \prod_{\substack{k=1 \\ k \neq n}}^{2N} (\lambda_n - \lambda_k)$.

Appendix D: Energy current in dipole chain

We begin with the rate of the energy change in chain [27, 28]:

$$\frac{dE}{dt} = \sum_{i=1}^N \dot{p}_i p_i + \frac{1}{2} \sum_{i,j}^N \left(\frac{\partial U}{\partial \varphi_i} \dot{\varphi}_i + \frac{\partial U}{\partial \varphi_j} \dot{\varphi}_j \right) = \sum_{i,j} F_{ij} p_i - \frac{1}{2} \sum_{i,j}^N (F_{ij} p_i + F_{ji} p_j). \quad (\text{D.1})$$

The energy change rate for the i -th dipole is:

$$\frac{d\epsilon_i}{dt} = \frac{1}{2} p_i \sum_j F_{ij} - \frac{1}{2} \sum_j F_{ji} p_j. \quad (\text{D.2})$$

Rewrite it in the following form:

$$\frac{d\epsilon_i}{dt} + (j_i^{\text{in}} - j_i^{\text{out}}) = 0, \quad (\text{D.3})$$

where

$$j_i^{\text{in}} = \frac{1}{2} p_i \sum_{j=1}^N F_{ij}, \quad j_i^{\text{out}} = \frac{1}{2} \sum_{j=1}^N F_{ji} p_j. \quad (\text{D.4})$$

In steady state the $\left\langle \frac{d\epsilon_i}{dt} \right\rangle = 0$ thus $\langle j_i^{\text{in}} \rangle = \langle j_i^{\text{out}} \rangle$ for every index i , where $\langle \rangle$ stands for the ensemble average. The $j_i^{\text{in}}, j_i^{\text{out}}$ can be treated as the *in*, *out* - heat currents of i th dipole. In a straightforward manner it can be shown [27, 28] that in a steady state *in*-currents are equal for all dipoles in chain:

$$j_2 = \frac{1}{2} p_2 F_{21} = j_3 = \frac{1}{2} p_3 \sum_{i=1}^2 F_{3i} = \dots = j_N = \frac{1}{2} p_{N-1} \sum_{j=1}^{N-1} F_{N-1,j}. \quad (\text{D.5})$$

Evidently, all these currents in steady state are equal to the energy flowed into the system from the "hot" thermostat per unit of time and flowed out into the "cold" thermostat. Equation (D.5) states that the average rate of work done by the i th dipole on the followed dipoles is equal to the rate of work done by the previous dipoles on the i th. Thus, one can say that the energy flow from the previous dipoles to the i th is equal to the energy flow from the i th dipole to the followed ones.

-
- [1] F. Bonetto, J. Lebowitz, and L. Rey-Bellet, arXiv preprint math-ph/0002052 (2000).
 - [2] Y. Dubi and M. Di Ventra, Physical Review E **79**, 042101 (2009).
 - [3] Y. Dubi and M. Di Ventra, Physical Review B **79**, 115415 (2009).

- [4] Y. Dubi and M. Di Ventra, Rev. Mod. Phys. **83**, 131 (2011).
- [5] P. Reimann, Phys. Rep. **361**, 57 (2002).
- [6] P. Hänggi, Rev. Mod. Phys. **81**, 387 (2009).
- [7] M. F. Gelin and D. S. Kosov, Phys. Rev. E **77**, 011115 (2008).
- [8] G. S. Kottas, L. I. Clarke, D. Horinek, and J. Michl, Chem. Rev. **105**, 1281 (2005).
- [9] J. J. de Jonge, M. A. Ratner, and S. W. de Leeuw, J. Phys. Chem. C **111**, 3770 (2007).
- [10] R. D. Horansky, L. I. Clarke, E. B. Winston, J. C. Price, S. D. Karlen, P. D. Jarowski, R. Santillan, and M. A. Garcia-Garibay, Phys. Rev. B **74**, 054306 (2006).
- [11] J. Ford, Phys. Rep. **213**, 271 (1992).
- [12] S. Aubry, Physica D **216**, 1 (2006).
- [13] J.-P. Eckmann, C.-a. Pillet, and L. Rey-Bellet, Commun. Math. Phys. **201**, 657 (1999).
- [14] D. P. Shelton, J. Chem. Phys. **123**, 084502 (2005).
- [15] V. V. Murashov, P. J. Camp, and G. N. Patey, J. Chem. Phys. **116**, 6731 (2002).
- [16] S. H. L. Klapp, J. Phys.: Condens. Matter **17**, R525 (2005).
- [17] G. Hummer, J. C. Rasaiah, and J. P. Noworyta, Nature **414**, 188 (2001).
- [18] J. Köfinger, G. Hummer, and C. Dellago, Proc. Nat. Acad. Sci. USA **105**, 13218 (2008).
- [19] H. Kyakuno, K. Matsuda, H. Yahiro, Y. Inami, T. Fukuoka, Y. Miyata, K. Yanagi, Y. Maniwa, H. Kataura, T. Saito, M. Yumura, and S. Iijima, J. Chem. Phys. **134**, 244501 (2011).
- [20] A. Alexiadis and S. Kassinos, Chem. Rev. **108**, 5014 (2008).
- [21] J. Köfinger, G. Hummer, and C. Dellago, Phys. Chem. Chem. Phys. **13**, 15403 (2011).
- [22] J. Köfinger, G. Hummer, and C. Dellago, J. Chem. Phys. **130**, 154110 (2009).
- [23] Y. Kuramoto, *Chemical oscillations, waves, and turbulence* (Springer-Verlag, Berlin New York, 1984).
- [24] J. A. Acebrón, L. L. Bonilla, C. J. Pérez Vicente, F. Ritort, and R. Spigler, Rev. Mod. Phys. **77**, 137 (2005).
- [25] T. Lahaye, C. Menotti, L. Santos, M. Lewenstein, and T. Pfau, Rep. Prog. Phys. **72**, 126401 (2009).
- [26] A. S. Arhipov, G. Astrakharchik, A. V. Belikov, and Y. E. Lozovik, JETP Letters **82**, 41 (2005).
- [27] S. Lepri, R. Livi, and A. Politi, Phys. Rep. **377**, 1 (2003).
- [28] A. Dhar, Adv. Phys. **57**, 457 (2008).

- [29] W. Coffey, Y. Kalmykov, and J. Waldron, *The Langevin equation: with applications to stochastic problems in physics, chemistry, and electrical engineering*, Vol. 14 (World Scientific Publishing Company Incorporated, 2004).
- [30] v. N. G. Kampen, *Stochastic processes in physics and chemistry* (North-Holland, Amsterdam New York, 1992).
- [31] T. Prosen and D. K. Campbell, *Chaos* (Woodbury, N.Y.) **15**, 15117 (2005).
- [32] P. W. Anderson, *Phys. Rev.* **109**, 1492 (1958).
- [33] R. Resta, *Eur. Phys. J. B* **79**, 121 (2011).
- [34] F. Evers and A. D. Mirlin, *Rev. Mod. Phys.* **80**, 1355 (2008).
- [35] J. Köfinger and C. Dellago, *New J. Phys.* **12**, 093044 (2010).
- [36] D. Eisenberg and W. Kauzmann, *The structure and properties of water* (Oxford Clarendon Press, 2005).
- [37] Z. Rieder, J. Lebowitz, and E. Lieb, *J. Math. Phys.* **8**, 1073 (1967).
- [38] H. Nakazawa, *Suppl. Progr. Theor. Phys* **45**, 231 (1970).
- [39] G. Casati, *Nuovo Cimento B* **52**, 257 (1979).
- [40] C. Van Loan, *Automatic Control, IEEE Transactions on* **23**, 395 (1978).
- [41] G. Golub, S. Nash, and C. Van Loan, *Automatic Control, IEEE Transactions on* **24**, 909 (1979).
- [42] E. L. Wachspress, *Appl. Math. Lett.* **1**, 87 (1988).
- [43] T. Penzl, *Adv. Comput. Math.* **8**, 33 (1998).
- [44] F. Gantmacher, *Theory of Matrices* (Chelsea, New York, 1960).
- [45] M. Ablowitz and A. Fokas, *Complex variables: introduction and applications* (Cambridge University Press, 2003).
- [46] Z. Zeng, *ACM Trans. Math. Softw.* **30**, 218 (2004).