

# Supplementary material for: Adaptive Observers and Parameter Estimation for a Class of Systems Nonlinear in the Parameters

Ivan Y. Tyukin <sup>a</sup> Erik Steur <sup>b</sup> Henk Nijmeijer <sup>c</sup> Cees van Leeuwen <sup>b</sup>

<sup>a</sup>Dept. of Mathematics, University of Leicester, Leicester, LE1 7RH, UK (Tel: +44-116-252-5106; I.Tyukin@le.ac.uk)

<sup>b</sup>Laboratory for Perceptual Dynamics, KU Leuven, Tiensestraat 102, 3000 Leuven, Belgium (erik.steur@ppw.kuleuven.be, cees.vanleeuwen@ppw.kuleuven.be)

<sup>c</sup>Dept. of Mechanical Engineering, Eindhoven University of Technology, P.O. Box 513 5600 MB, Eindhoven, The Netherlands, (h.nijmeijer@tue.nl)

---

## Abstract

This supplement illustrates application of adaptive observer design from [2] for systems which are not uniquely identifiable. It also provides an example of adaptive observer design for a magnetic bearings benchmark system [1].

*Key words:* Adaptive observers, nonlinear parametrization, weakly attracting sets

---

## 1 Application of the design to non-identifiable systems

**Example 1.1** Consider the following system

$$\begin{aligned}\dot{\mathbf{x}} &= \mathbf{A}\mathbf{x} + \mathbf{B}\theta\lambda + \mathbf{g}(y), \\ y &= \mathbf{C}^T \mathbf{x}\end{aligned}, \quad (1)$$

where

$$\mathbf{A} = \begin{pmatrix} 0 & 1 \\ 0 & 0 \end{pmatrix}, \mathbf{B} = \begin{pmatrix} 1 \\ 1 \end{pmatrix}, \mathbf{C} = \begin{pmatrix} 1 \\ 0 \end{pmatrix}, \mathbf{g}(y) = \begin{pmatrix} -2 \\ -1 \end{pmatrix} y$$

and let  $\Omega_\theta = [1, 3]$ ,  $\Omega_\lambda = [0.5, 3]$ ,  $t_0 = 0$ . In this particular case one can, in principle swap  $\theta$  and  $\lambda$  (and  $\Omega_\lambda$  with  $\Omega_\theta$  respectively). It is clear that Assumption 3.1 is satisfied for this system and  $y(t)$ , as a function of  $t$ , is bounded for all  $t \geq t_0$ . Moreover, the function  $\varphi : \varphi(\lambda) = \lambda$  and the function  $\mathbf{g}$  are both continuous and satisfy Assumption 3.2.

---

\* This paper was not presented at any IFAC meeting. Cees van Leeuwen was supported by an Odysseus grant from the Flemish Science Organization FWO. Corresponding author I. Yu. Tyukin. Tel. +44-116-2525106.

Let us now move to Assumption 4.1. Condition A1 is satisfied for the given parametrization. Notice, however, that if the domain  $\Omega_\lambda$  contains 0 then the condition would not hold. In this situation if 0 does not belong to the domain  $\Omega_\theta$  then swapping the definition of  $\lambda$  and  $\theta$  (and  $\Omega_\lambda$  with  $\Omega_\theta$ ) resolves the issue. Consider condition A2. Sets  $\mathcal{E}$  and  $\mathcal{E}_0$ , as follows from their definition, coincide for this system (matrix  $\mathbf{G}$  is orthogonal to  $\mathbf{B}$ ), and are defined as follows:

$$\mathcal{E}_0(\lambda, \theta) = \mathcal{E}(\lambda, \theta) = \{(\lambda', \theta'), \lambda', \theta' \in \mathbb{R} \mid \lambda\theta - \lambda'\theta' = 0\}.$$

We need to check if there is a function  $\beta$  such that

$$|\lambda\theta - \lambda'\theta'| \geq \beta(\text{dist}((\lambda', \theta'), \mathcal{E}(\lambda, \theta))). \quad (2)$$

In view of Remark 9, it is enough to show that for any  $(\lambda, \theta) \in \Omega_\lambda \times \Omega_\theta$  there is a function  $\beta$  (possibly dependent on  $\lambda, \theta$ ) such that (2) holds. And in fact it is enough to show that it holds for all  $\lambda', \theta'$  from the domain  $\Omega_\lambda^* \times \Omega_\theta^*$  to which the estimates  $\hat{\lambda}, \hat{\theta}$  may belong for  $t \geq t_0$ . It is easy to see (from the proof of the theorem) that Assumptions 3.1, 3.2, and A1 from Assumption 4. ensure that both estimates  $\hat{\lambda}, \hat{\theta}$  are bounded for  $t \geq t_0$ . Moreover, for the given set of initial conditions for  $\hat{\theta}$ , one can estimate  $\Omega_\lambda^* \times \Omega_\theta^*$  a-priori. In this example we set  $\Omega_\lambda^* \times \Omega_\theta^* = [0.5, 3] \times [-10, 10]$ .

Let, for the sake of certainty, set  $\lambda = 2$ ,  $\theta = 1.5$ . In this case the set  $\mathcal{E}$  consists of two isolated curves. For any given point  $(\lambda_e, \theta_e)$  from  $\Omega_\lambda^* \times \Omega_\theta^*$  one can derive two projections to the set  $\mathcal{E}$ . These projections will be on the lines intersecting each branch orthogonally and passing through  $(\lambda_e, \theta_e)$ . Let  $d_e$  be the minimal distance from  $(\lambda_e, \theta_e)$  to these projections. It is clear that for this distance  $d_e$  there will be a compact set  $\mathcal{D}_e$  of points from  $\Omega_\lambda^* \times \Omega_\theta^*$  from which the distance to  $\mathcal{E}$  is exactly  $d_e$ . Given that  $\mathcal{D}_e$  is compact and that  $|\lambda\theta - \lambda_e\theta_e|$  is continuous one can always define

$$\vartheta : \vartheta(d_e) = \min_{(\lambda_e, \theta_e \in \mathcal{D}_e)} |\lambda\theta - \lambda_e\theta_e|.$$

The function  $\beta$  can now be defined as a function from  $\mathcal{K}_\infty$  satisfying:  $\beta(d_e) \leq \vartheta(d_e)$ .

If finding the function  $\vartheta$  analytically is complicated then it can be estimated numerically. To illustrate the procedure we randomly sampled  $\Omega_\lambda^* \times \Omega_\theta^*$  and derived the values of  $|\lambda\theta - \lambda_e\theta_e|$ ,  $d_e$  for each pair  $(\lambda_e, \theta_e)$ . The values of  $|\lambda\theta - \lambda_e\theta_e|$  then were plotted against  $d_e$  (please see the left panel in 1). The lower envelope of the resulting set of points would then be an estimate of  $\vartheta$ . One can observe that in this particular example this envelope is already a strictly monotone function. This clarifies condition A2.

Finally, we simulated the system together with the observer (with  $\gamma_\theta = 1$ ,  $\gamma = 0.1$ ,  $\ell = (-2, -1)^T$ ) and the results are summarized in Fig 1.

Notice that the vector of the estimates,  $(\hat{\lambda}, \hat{\theta})$ , may converge to points outside of the domain  $\Omega_\lambda \times \Omega_\theta$ . It is, however, guaranteed that  $\hat{\lambda}(t) \in \Omega_\lambda$  for all  $t \geq t_0$ . Moreover, if unmodeled dynamics is present, they may converge (depending on initial conditions) to neighborhoods of elements from  $\mathcal{E}$  that are quite far from  $\Omega_\lambda \times \Omega_\theta$

**Example 1.2** Consider now system

$$\begin{aligned} \dot{\mathbf{x}} &= \mathbf{A}\mathbf{x} + \mathbf{B}\theta + \mathbf{g}(y, \lambda), & \mathbf{g}(y, \lambda) &= \begin{pmatrix} 0 \\ e^\lambda \end{pmatrix} + \begin{pmatrix} -2 \\ -1 \end{pmatrix} y, \\ y &= \mathbf{C}^T \mathbf{x} \end{aligned} \quad (3)$$

where  $\mathbf{A}$ ,  $\mathbf{B}$ , and  $\mathbf{C}$ ,  $\Omega_\theta$ ,  $\Omega_\lambda$ ,  $\lambda$ ,  $\theta$  are defined as in (1). It is clear that it satisfies Assumptions 3.1, 3.2, and condition A1 of Assumption 4.1. Let us check condition A2 of Assumption 4.1. First, we notice that sets  $\mathcal{E}$  and  $\mathcal{E}_0$  are different in this example. Indeed the set  $\mathcal{E}_0$  consists of the single element,  $(\lambda, \theta)$ , whereas the set  $\mathcal{E}$  is

$$\mathcal{E}(\lambda, \theta) = \{ \lambda', \theta', \lambda', \theta' \in \mathbb{R} | \theta + e^\lambda - \theta' - e^{\lambda'} = 0 \}$$

Similarly to the argument presented for the previous example, one can conclude that the function  $\beta$  (possibly dependent on  $\lambda, \theta$ ) exists, and can be estimated numerically (see Fig. 2) We simulated the system together with

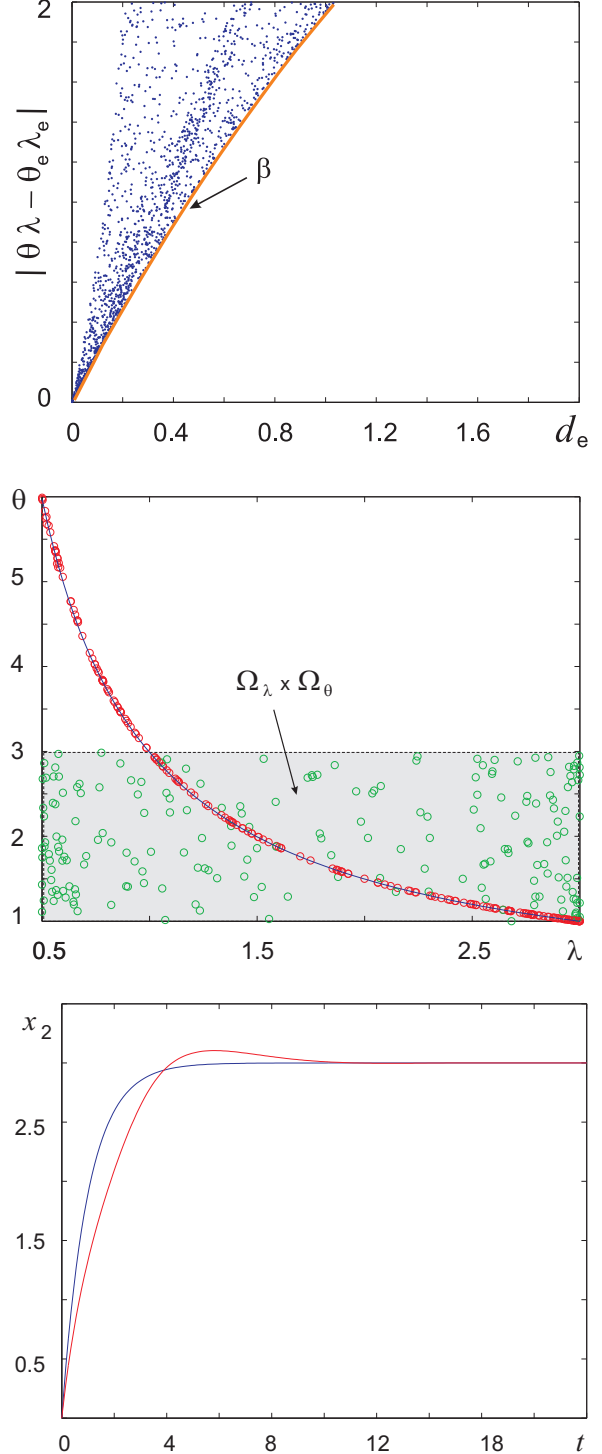


Figure 1. Top panel: scatter plot of 10000 pairs  $(|\lambda\theta - \lambda_e\theta_e|, d_e)$  when  $(\lambda_e, \theta_e)$  are sampled from the set  $[-10, 10] \times [0.5, 3]$ ; red curve shows a boundary of this set taken as an estimate of the function  $\beta$ . Central panel: red circles show the values to which the estimates  $\hat{\lambda}, \hat{\theta}$  converge, green circles are the initial conditions,  $\hat{\lambda}_0, \hat{\theta}_0$ , and the corresponding branch of  $\mathcal{E}$  is shown as the blue curve. Bottom panel: variable  $x_2$  and  $\hat{x}_2$  as functions of  $t$ .

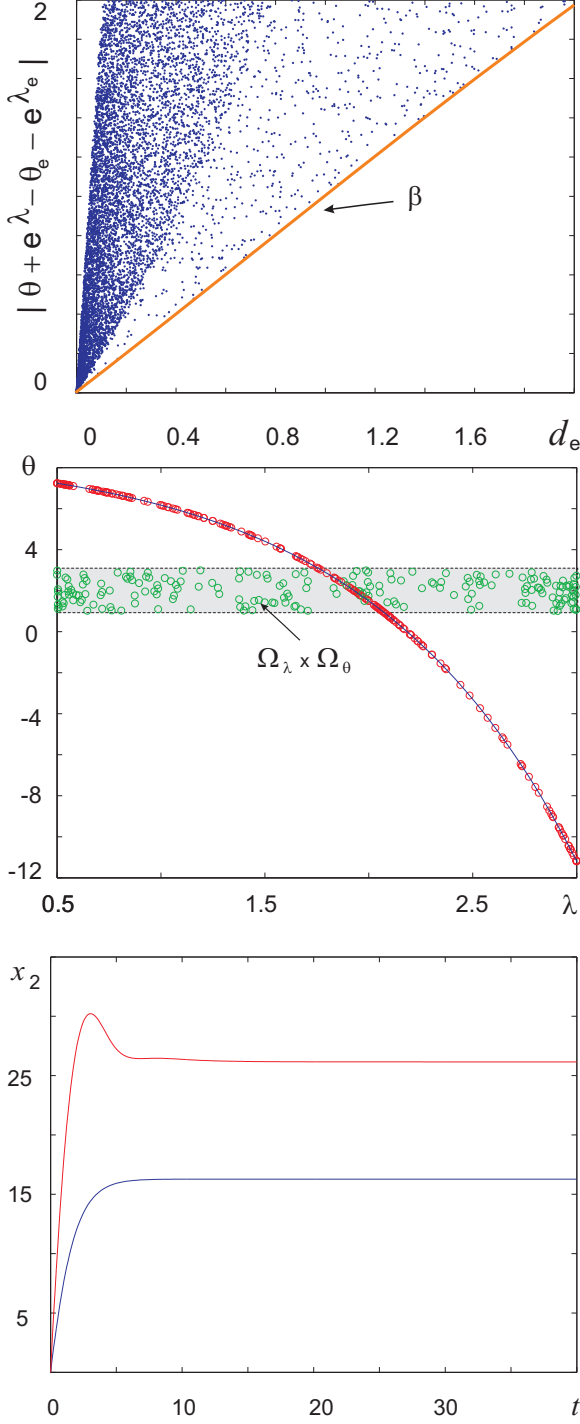


Figure 2. Top panel: estimation of the function  $\beta$  (obtained from 40000 pairs of points  $(|\theta + e^\lambda - \theta_e - e^{\lambda_e}|, d_e)$ ;  $(\lambda_e, \theta_e)$  are sampled from the set  $[-10, 10] \times [0.5, 3]$ ). Center panel: results of the estimation. Bottom panel:  $x_2$  (blue) and  $\hat{x}_2$  (red) as functions of  $t$ .

the observer ( $\gamma_\theta = 1$ ,  $\gamma = 0.05$ ,  $\ell = (-2, -1)^T$ ) for various initial conditions in  $\Omega_\lambda \times \Omega_\theta$ . The results are shown

in Fig. 2. It is evident from the figure that the state component  $x_2$  is reconstructed with an error, as expected (the Theorem guarantees reconstruction of state only if  $\mathcal{E}$  and  $\mathcal{E}_0$  coincide).

## 2 State and parameter estimation for the magnetic beam benchmark system [1]

The system dynamics is governed by the following equations [1] (see also Table 1, example 2):

$$\dot{\mathbf{x}} = \begin{pmatrix} 0 & 1 \\ 0 & 0 \end{pmatrix} \mathbf{x} + \Psi(t, y(t), \lambda)\theta + \mathbf{g}(t), \quad y = x_1, \quad (4)$$

where

$$\Psi(t, y(t), \lambda) = \begin{pmatrix} 0 \\ 1 \end{pmatrix} \phi(t, y(t), \lambda); \quad \mathbf{g}(t) = \begin{pmatrix} 0 \\ \frac{\sin(0.5t)}{1000} \end{pmatrix}$$

$$\phi(t, y(t), \lambda) = \frac{cL}{J} \left( \frac{q_2^2(t)}{(a(y(t)L+g)+\lambda b)^2} - \frac{q_1^2(t)}{(a(-y(t)L+g)+\lambda b)^2} \right),$$

variables  $q_1(t), q_2(t)$  are defined as

$$\dot{q}_1 = -\frac{R}{N}hq_1 + \frac{1}{N}\text{sat}(u_1), \quad \text{sat}(u) = \text{sign}(u) \min\{V_s, |u|\},$$

$$\dot{q}_2 = -\frac{R}{N}hq_2 + \frac{1}{N}\text{sat}(u_2)$$

and,  $h$ , the linear term of the otherwise nonlinear flux-current dependence, is modeled for simplicity as constant,  $h = 10^5$ . Parameters  $a, b, c, R, N, L, J, V_s$  are defined as in [1], and stabilizing control inputs  $u_1, u_2$  are chosen as:

$$2x_1 + 2\hat{x}_2 > 0 \Rightarrow \begin{cases} u_1 = 0 \\ u_2 = N\left(\frac{Rq_2}{N} - 100(q_2 - \sqrt{\frac{2x_1 + 2\hat{x}_2 J}{cL} + q_1^2})\right) \end{cases} \quad (5)$$

$$2x_1 + 2\hat{x}_2 \leq 0 \Rightarrow \begin{cases} u_2 = 0 \\ u_1 = N\left(\frac{Rq_1}{N} - 100(q_1 - \sqrt{\frac{2x_1 + 2\hat{x}_2 J}{cL} + q_2^2})\right) \end{cases}$$

$$\begin{cases} \dot{\hat{x}}_1 = -20(\hat{x}_1 - x_1) + \hat{x}_2 \\ \dot{\hat{x}}_2 = -100(\hat{x}_1 - x_1) + \phi(t, y(t), 1) \end{cases} \quad (6)$$

The design is a combination of the high-gain observer (6) with the switching controller (5) aimed at ensuring that solutions of the unperturbed system obey linear second-order equation with asymptotically stable dynamics (cf. [1]).

Parameters  $\theta, \lambda$  account for deviations of the true values of the magnetic constants  $a, b, c$ , and the air gap length,

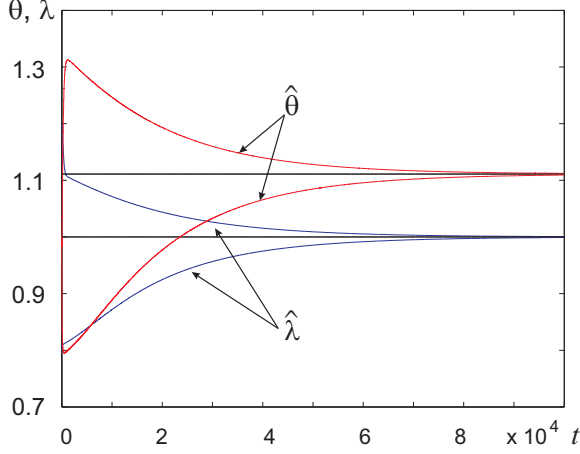


Figure 3. Estimates  $\hat{\theta}, \hat{\lambda}$  of  $\theta, \lambda$  and true values of  $\theta, \lambda$  (black solid lines)

$g$ , from their nominal values used in (5), (6). In particular, we suppose that the true values of  $\theta, \lambda$  are unknown and belong to the interval  $[0.8, 1.2]$ .

Let us now construct an observer for asymptotic reconstruction of  $\theta, \lambda$ . Equations (4) are of the type (7), (71), and hence the observer candidate is defined by (72), (28)-(30). In particular, let  $B = (1, 1)^T$  and define  $M(t, [\lambda, y]), \hat{\zeta}$  as:

$$\begin{aligned} \dot{M} &= \begin{pmatrix} 0 & 0 \\ 0 & -1 \end{pmatrix} M + \begin{pmatrix} 0 & 0 \\ -1 & 1 \end{pmatrix} \begin{pmatrix} 0 \\ \phi(t, y(t), \lambda) \end{pmatrix} \\ \dot{\hat{\zeta}} &= \begin{pmatrix} 0 & 0 \\ 0 & 1 \end{pmatrix} \hat{\zeta} + \begin{pmatrix} -2 \\ -1 \end{pmatrix} ((1, 0)\hat{\zeta} - y) \\ &\quad + \mathbf{B}m_{21}(t, [\hat{\lambda}, y])\hat{\theta} + \mathbf{g}(t) \\ \dot{\hat{\theta}} &= -\gamma_{\theta}((1, 0)\hat{\zeta} - y)m_{21}(t, [\hat{\lambda}, y]) \\ \hat{\lambda} &= 0.8 + 0.4(s_{1,1} + 1)/2, \end{aligned} \quad (7)$$

where the variable  $s_{1,1}$  is defined as in (79) with  $\varepsilon = 0$  (since no measurement noise and unmodeled dynamics are present). One can check that the vector  $(m_{21}(t, [\lambda', y]), R_1(t, \lambda', \lambda, \theta))$  (see the remark after Theorem 13), where

$$\begin{aligned} R_1(t, \lambda', \lambda, \theta) &= \\ &\int_0^1 \int_{t_0}^t e^{-(t-\tau)} \frac{\partial}{\partial s} \phi(\tau, y(\tau), s(\xi, \lambda', \lambda)) \theta d\tau d\xi, \\ s(\xi, \lambda', \lambda) &= \lambda' \xi + (1 - \xi)\lambda, \end{aligned}$$

is  $\lambda'$ -UPE for  $\lambda' \in [0.8, 1.2]$ ,  $\theta \in [0.8, 1.2]$ , and hence the system is uniquely identifiable, and assumptions of Theorem 13 hold. System (4) together with observer (7) was simulated for various initial conditions with  $\gamma_{\theta} = 10^5$ ,  $\gamma = 150$ , and samples of typical trajectories are shown in Fig. 3.

## References

- [1] Z. Lin and C. Knospe. A saturated high-gain control for a benchmark experiment. In *Proceedings of the American Control Conference*, pages 2644–2648, 2000.
- [2] I. Tyukin, E. Steur, H. Nijmeijer, and C. van Leeuwen. Adaptive observers and parameter estimation for a class of systems nonlinear in the parameters. *Automatica*, 2013. (preprint available at <http://arxiv.org/abs/0903.2361>).