

# Self-assembly of colloidal polymers via depletion-mediated lock and key binding<sup>†</sup>

Douglas J. Ashton,<sup>\*a</sup> Robert L. Jack,<sup>a</sup> and Nigel B. Wilding<sup>a</sup>

Received Xth XXXXXXXXXXXX 20XX, Accepted Xth XXXXXXXXXXXX 20XX

First published on the web Xth XXXXXXXXXXXX 200X

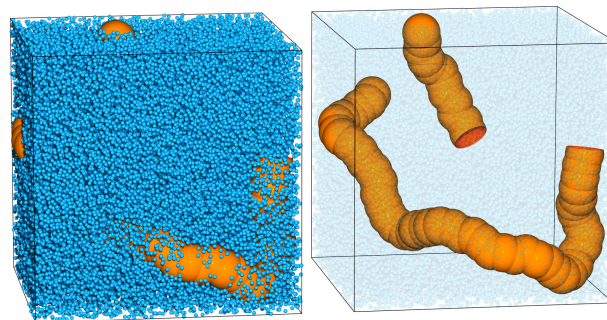
DOI: 10.1039/b000000x

We study the depletion-induced self-assembly of indented colloids. Using state-of-the-art Monte Carlo simulation techniques that treat the depletant particles explicitly, we demonstrate that colloids assemble by a lock-and-key mechanism, leading to colloidal polymerization. The morphology of the chains that are formed depends sensitively on the size of the colloidal indentation, with smaller values additionally permitting chain branching. In contrast to the case of spheres with attractive patches, Wertheim's thermodynamic perturbation theory fails to provide a fully quantitative description of the polymerization transition. We trace this failure to a neglect of packing effects and we introduce a modified theory that accounts better for the shape of the colloids, yielding improved agreement with simulation.

## 1 Introduction

The goal of self-assembly is to tailor the interactions among nano-scale particles so that they spontaneously assemble themselves into functional materials or devices<sup>1,2</sup>. Such processes are widespread in biology, where they have been optimised by evolution so that assembly is rapid and reliable. However, mimicking this behaviour in the laboratory involves many challenges, particularly the design and synthesis of particles whose interactions can be accurately predicted and controlled. Notable experimental successes have included assembly of unusual crystals from either “patchy” or DNA-functionalised colloids<sup>3,4</sup>. More recently, particles have been shown to self-assemble into structures that depend strongly on their *geometrical shapes*<sup>5–11</sup>, and the role of shape and packing effects in self-assembly has also attracted theoretical and computational interest<sup>8–19</sup>. Here, we use computer simulations to show how self-assembly of indented colloidal particles can be tuned by subtly varying their shape and interactions, in a manner that should be accessible in experiment<sup>6</sup>.

To this end, we exploit *depletion forces*<sup>20</sup>, which enable the precise control of particle interactions that is required for self-assembly. Depletion is an attractive interaction between colloid particles that arises when they are mixed with much smaller ‘depletant’ particles, for example polymers or another species of colloid. These forces are particularly strong in colloids with complementary geometrical forms, such as buckled spheres<sup>6</sup> or bowl shapes<sup>8</sup>. Such systems can assemble via “lock and key binding” in which the convex part of one particle interlocks with the concave part of another<sup>6,13,21</sup>. Fig. 1 shows the results of a computer simulation, where colloids with self-complementary shapes<sup>6</sup> have assembled themselves



**Fig. 1** Equilibrium snapshot of self-assembled chains of spherically-indented colloids. The depletant is shown explicitly in the left panel but suppressed in the right panel, for clarity. System parameters are  $h = 0.7$  and  $\eta_s^r = 0.094$ : see text for details.

into chains, in the presence of depletant particles. We show in the following that the properties of these “colloidal polymers” can be controlled through the colloidal shape and the depletant number density. The persistence length of the polymer depends on the colloidal shape, and for some shapes, the chains can also branch, leading to interconnected networks of particles.

We emphasize that the complementary shapes of colloidal particles<sup>6,23,24</sup> and properties of the depletion interaction can both be measured and controlled in experiments. Indeed, some depletants even allow colloid interactions to be tuned *in situ*<sup>5,25,26</sup>, potentially leading to real-time adaptive control of interaction parameters<sup>27</sup>. However, the experimental parameter space associated with mixtures of colloid and depletant particles is very large, depending on the size, shape and con-

centration of both species. Theory and computer simulation can therefore offer guidance for experiment, by predicting the parameters for which robust assembly occurs, and the likely nature of the self-assembled products. We argue that such simulations should deal explicitly with the depletant particles, both in the interests of reproducing the experimental reality and for avoiding the need to develop effective (“depletion”) potentials, which for irregularly shaped particles represents a formidable task.

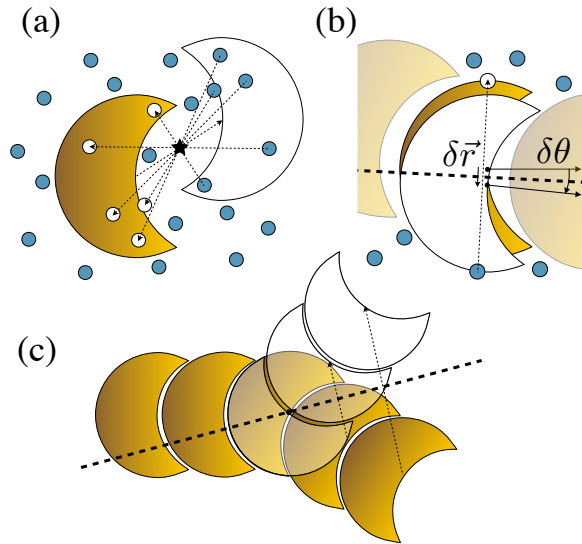
We give details of our model and simulation techniques in Sec. 2, with numerical results in Sec. 3. In Sec. 4 we discuss how Wertheim’s theory of associating fluids can be applied to this system. Our conclusions are summarised in Sec. 5. In addition, some further details of our theoretical calculations are presented in electronic supplementary information.

## 2 Model and simulation methods

We used state-of-the-art Monte Carlo (MC) simulation techniques to study spherically-indented colloids, together with smaller hard sphere particles which act as a depletant. The shape of each indented colloid begins as a hard sphere of diameter  $\sigma_l = 1$ , from which an indentation is formed by cutting away a sphere of the same diameter, whose center is a distance  $d_c$  from the center of the original sphere. Thus, the dimensionless depth of the indentation is  $h \equiv 1 - d_c/\sigma_l$ . Our systems contain  $N = 60$  colloid particles in a box of size  $V$ , with a number density  $\rho = N/V = 0.2\sigma_l^{-3}$ , and we consider values of  $h$  between 0.3 and 0.7. The hard spheres comprising the depletant fluid have diameter  $\sigma_s = 0.1\sigma_l$ . The colloid shape and the size ratio between colloids and depletant are consistent with experimental studies<sup>6</sup>.

To obtain accurate computational results for this system, we use a variant of the geometrical cluster algorithm (GCA)<sup>28</sup>. This is a sophisticated Monte Carlo scheme that updates large groups (“clusters”) of particles, with both colloids and depletants moving together. The scheme respects detailed balance, ensuring that it samples the Boltzmann distribution of the system. Use of such a specialized technique is essential for coping with the disparity in size between colloids and depletant. Standard Monte Carlo and Molecular Dynamics techniques are unequal to the task of relaxing such systems because the depletant acts to frustrate colloidal motion except on very small length scales. This problem can be readily appreciated from Fig. 1.

The GCA is based on self-inverse geometric operations that can be tailored to effectively sample the system of interest. In the case of self-assembled structures it is essential that relaxation occurs on all length scales to ensure ergodicity. To this end we use the combination of updates described in Fig. 2: A “pivot” (point reflection) operation (see Fig. 2(a)) is employed to relax particle positions, while a plane reflection operation<sup>29</sup>

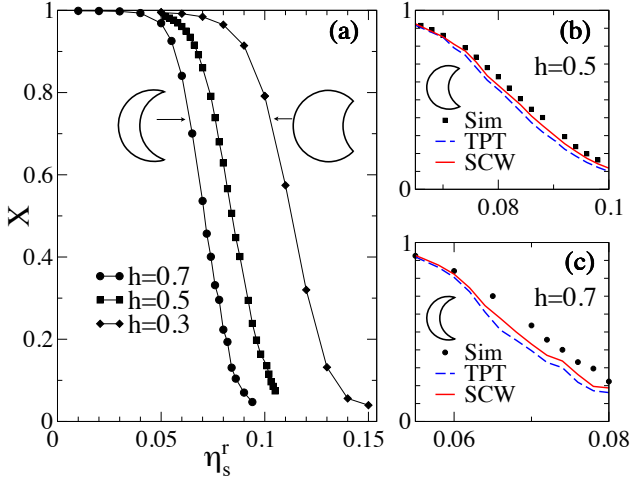


**Fig. 2** GCA move set for indented particles. **(a)** A colloid reflects through a point pivot to a new position (outlined). Any particles that overlap in the new position reflect through the same pivot to occupy the space vacated by the colloid. **(b)** Constrained plane reflections (see text) allow for small scale vibrations of colloids within a chain. **(c)** Reflecting a colloid in a plane passing through its center moves it to a new position (outlined). When overlapping particles are similarly reflected, the chain ‘flexes’.

allows colloids to sample different orientations. We combine these two kinds of move to sample the equilibrium state of the system.

Pivot moves are effective in moving clusters of colloids that have started to assemble. These moves are rejection-free by construction, and the pivot point is chosen at random. For reflection moves, we choose the reflection planes to aid relaxation of single monomers within their binding pockets, and to promote flexing of the colloidal chains. For the former case, we use moves where the reflection plane is constrained to lie close to the orientation vector of a monomer in the chain (Fig. 2(b)). In the latter case, the plane is placed through the center of the monomer, at an arbitrary angle to the orientation vector (Fig. 2(c)). Since the reflection plane is not typically placed along one of the box axes, care must be taken as the cluster move may conflict with the periodic boundary conditions. We avoid this problem by rejecting moves in which any particle in a cluster is interacting with a particle from another periodic image of the system<sup>29</sup>. All updates exploit a highly efficient hierarchical overlap search algorithm that allows us to determine whether a proposed move leads to overlaps of our anisotropic particles<sup>30–32</sup>.

The depletant particles are treated grand-canonically in our simulations. That is, their number is free to fluctuate, corre-



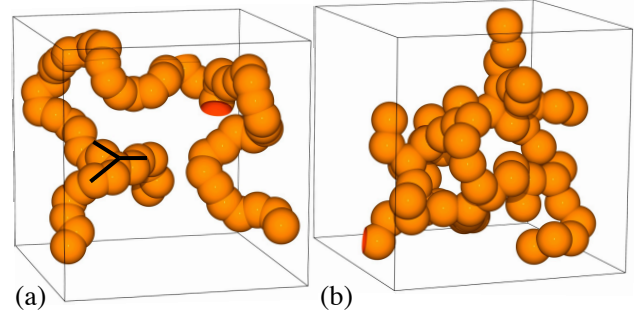
**Fig. 3** (a) Simulation estimates of  $X(\eta_s^r)$  for  $h = 0.3, 0.5, 0.7$ ; lines are guides to the eye and uncertainties are comparable to the symbol sizes. Comparison of the simulation data (Sim) with the predictions of TPT and SCW (see text) in the non-branching regime (b)  $h = 0.7$ , and (c)  $h = 0.5$ . There are numerical uncertainties in the TPT/SCW predictions which are comparable with those in the simulation data: these arise from the numerical estimation of  $f_A$  from simulations containing two colloids with depletant.

sponding to the common experimental situation of a depletant that is in equilibrium with a bulk reservoir. We therefore quote the depletant reservoir volume fraction  $\eta_s^r = N_s \pi \sigma_s^3 / (6V)$  as a measure of the driving force for depletion induced assembly, where  $N_s$  is the average number of depletant particles.

### 3 Results

We now present our simulation results. We first assess how the degree of polymerization depends on the depletant volume fraction  $\eta_s^r$ . To this end, we label the indentation on each colloidal particle as its “lock site”. The concave part of the surface acts as the “key”, which fits snugly in the lock. Let  $N_L$  be the average number of lock sites that are available for binding (where no other colloidal particle is already bound), and let  $N_K$  be the average number of colloidal particles that are not currently occupying any lock site. (Occupation of a lock site is decided on the basis of a radial cutoff criterion; results are insensitive to the choice of this cutoff). The number densities of such particles are then  $\rho_L = N_L/V$  and  $\rho_K = N_K/V$ . We also define  $X = \rho_L/\rho$ . For an unassociated fluid,  $X \approx 1$ ; for a system consisting of long colloidal polymers then  $X \approx 0$ . If the polymers are ‘tree-like’ (without closed loops), then the average degree of polymerization is  $1/X$ .

Fig. 3(a) depicts our measurements of  $X$  (black circles) for various  $h$ , as the depletant volume fraction  $\eta_s^r$  is increased. The range of  $\eta_s^r$  over which polymerization occurs is quite

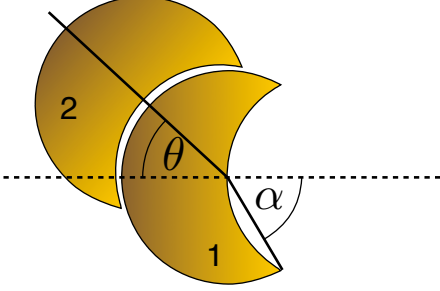


**Fig. 4** Snapshots for  $X < 0.1$  (depletant not shown) and varying indentation depth. (a) At  $h = 0.5$ ,  $\eta_s^r = 0.105$ , this system consists of just two large chains. A single branch point is also indicated. (b) At  $h = 0.3$ ,  $\eta_s^r = 0.14$ , the polymers form an interconnected network of chains<sup>22</sup>.

narrow in each case (particularly for deep indentations), and this range is shifted to smaller  $\eta_s^r$  as  $h$  increases. Physically, the lock-and-key binding is strongest when the colloid indentations are deep, and the shape complementarity is most pronounced. At the largest values of  $\eta_s$ , almost all the colloids are members of chains,  $X \approx 0$ . As well as the results shown here for  $N = 60$  colloidal particles, we have also performed a limited set of simulations for  $N = 120$ , under the same conditions. We find fully quantitative agreement between results for these two system sizes, indicating that finite-size effects are relatively small, at least for the quantities measured here

Fig. 4 shows snapshots of the equilibrated polymer configurations that form for  $h = 0.5$  and  $h = 0.3$ , at values of  $\eta_s^r$  corresponding to  $X \approx 0.1$ . Compared with the results for  $h = 0.7$  (Fig. 1) one observes that deeper indentations result in stiffer chain conformations. To quantify these differences, we have measured the persistence length  $b$ , defined through  $\langle \cos(\theta_k) \rangle = e^{-k\sigma_l/b}$ , where  $\theta_k$  is the angle between orientation vectors of colloid particles that are  $k$ th neighbours in the chain. Thus, large values of  $b$  correspond to stiff chains: for  $h = (0.3, 0.5, 0.7)$ , we find  $b = (1.0, 3.3, 9.1)\sigma_l$ .

These values can be explained by a simple geometrical argument, illustrated by the two particles shown in in Fig. 5. The angle  $\alpha$  depends on the colloidal shape, as  $\cos \alpha = (1 - h)$ . We suppose that particle 2 can bind on any part of the surface of lock 1, as long as  $\theta < \pi - 2\alpha$ , where  $\theta$  is the angle between the orientation vectors of the colloids as shown. For particles in contact, this is the condition that all of the concave surface of particle 2 is in contact with the convex surface of particle 1. For bonded particles, we recognise  $\theta$  as the usual polar angle in spherical co-ordinates. To calculate the average of this quantity subject to the constraint  $\theta < \pi - 2\alpha$ , we write  $\langle \cos \theta \rangle = (1/Z) \int_0^{\pi-2\alpha} \cos \theta \sin \theta d\theta$



**Fig. 5** Two indented particles (labelled 1 and 2) that form part of a colloidal polymer. The condition that the concave surface of particle 2 is entirely in contact with the surface of particle 1 is  $\theta < \pi - 2\alpha$ . From the definition of  $h$ , we have  $\cos \alpha = 1 - h$ .

where  $Z = \int_0^{\pi-2\alpha} \sin \theta d\theta$  is a normalisation constant (the volume element  $\sin \theta d\theta$  arises from the spherical geometry, as usual). Evaluating the integrals yields  $\langle \cos \theta \rangle = \frac{1}{2}[1 + \cos(\pi - 2\alpha)]$ . From the definition of  $\alpha$  one has  $\cos(\pi - 2\alpha) = 1 - 2(1 - h)^2$ , and assuming that angles along a chain are independently distributed in this way, one has  $e^{-\sigma_l/b} = \langle \cos \theta \rangle$ , yielding the relation  $\sigma_l/b = -\log[h(2 - h)]$ . For the colloids with  $h = (0.3, 0.5, 0.7)$  considered here, this argument predicts  $b \approx (1.5, 3.5, 10.6)\sigma_l$ , in reasonable agreement with the simulation result given above. These results illustrate how the properties of self-assembled colloidal polymers may be controlled through the geometrical shape of the colloids.

For shallower indentations the assembled polymers may support branching. This is only possible when the indentation is small enough for two colloid particles to “lock onto” the convex part of a third one. The marginal case is  $h = 0.5$ , for which a single key surface can just accommodate two locks. As  $h$  decreases, the branching probability increases rapidly. When bonds are strong ( $X < 0.1$  as in Fig. 4), we find that the fractions of particles involved in branching for  $h = (0.5, 0.4, 0.3)$  are (1%, 9%, 15%). Again, by changing the colloid shape, the self-assembled chains can be varied from linear polymers ( $h = 0.7$ ) to chains with a few branches ( $h = 0.5$ ), and finally ( $h = 0.3$ ) to strongly branched structures. In the strongly-branched case, we also sometimes find a cluster of bound particles that percolates (spans the simulation box). More detailed characterisation of both percolation transitions and liquid-vapour phase transitions in this system would be useful avenues for future study, but they are beyond the scope of this work, due to the computational difficulty associated with our exact treatment of the depletant fluid.

## 4 Theory

Given the range of chain lengths, persistence lengths and branch-point densities that are possible on varying just the depletant density  $\eta_s^r$  and the indentation depth  $h$ , theoretical insight is very valuable in guiding choices of colloidal geometry and depletant parameters, both in simulation and, potentially, in experiment. We have applied Wertheim’s theory of associating fluids<sup>33</sup> to these indented colloids, following the work of Sciortino and co-workers<sup>22,34</sup> on ‘patchy’ colloids. This theory generalizes liquid state theory, incorporating steric constraints. For example, at most one particle may occupy any lock site; we also assume that chain branching may not occur, which is valid for  $h \gtrsim 0.5$ . Within the theory, depletion interactions appear as two-body effective interactions between the colloidal particles, obtained formally by integrating out the depletant fluid. Based on these assumptions, Wertheim’s theory gives a diagrammatic series for the density functional of the system, from which the number densities  $\rho_L$  and  $\rho_K$  may be derived. This section contains a summary of this theoretical analysis, concentrating on the physical insight it provides. In the supplementary information<sup>35</sup>, we provide the formulae that we use to obtain the predictions in Fig. 3, although we defer the proofs of these formulae to a later publication.

At leading order, Wertheim’s theory reduces to the familiar law of mass action:  $\rho_{LK} = \rho_L \rho_K K_0$  where  $\rho_{LK} = \rho - \rho_L$  is the number density of bonds (i.e. the number density of occupied lock sites), and  $K_0$  is the bare equilibrium constant, which depends on the attractive forces between particles. The law of mass action applies quite accurately in the dilute limit  $\rho \sigma_l^3 \ll 1$ , but to go beyond this limit, one must also take account of repulsive forces between particles, and the resulting packing effects. The second part of Wertheim’s theory achieves this by a perturbative expansion about a reference system without any attractive interactions ( $\eta_s^r = 0$ ). The theory is therefore accurate if the packing of particles in the presence of attractive forces is very similar to their packing in the reference system. Formally, the thermodynamic perturbation theory (TPT) of Wertheim approximates the density functional of the system by an infinite subset of terms in its diagrammatic expansion. The result is that the bare equilibrium constant  $K_0$  in the law of mass action is replaced by<sup>34</sup>

$$K = \frac{1}{\Omega} \int d\mathbf{r}_{12} d\omega_1 d\omega_2 g_R(\mathbf{r}_{12}, \omega_1, \omega_2) f_A(\mathbf{r}_{12}, \omega_1, \omega_2). \quad (1)$$

Here  $\omega_1, \omega_2$  represent the orientations of two particles, with  $\mathbf{r}_{12}$  the vector between them, and  $\Omega$  is the phase space volume associated with one particle’s orientation. Also,  $g_R(\mathbf{r}, \omega_1, \omega_2)$  is the two-particle distribution function in the reference system (without attractions), while  $f_A(\mathbf{r}, \omega_1, \omega_2)$  is a Mayer- $f$  function associated with the attractive part of the effective interactions between particles.

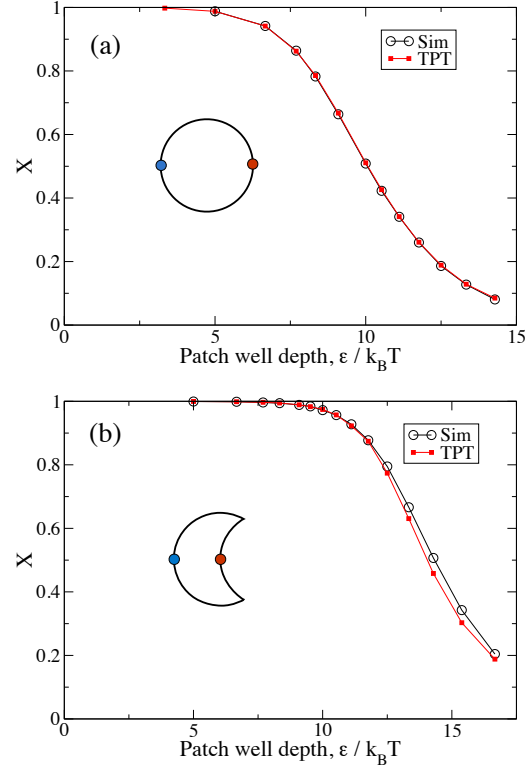
In the dilute limit,  $g_R = 1$  except when the two particles overlap, and one recovers the standard formula for the bare equilibrium constant  $K = K_0$ . Outside the dilute regime, particle packing effects are taken account of through  $g_R$ .

For the spherical patchy particles considered by Sciortino and co-workers<sup>34</sup>,  $g_R$  can be approximated from Percus-Yevick theory, and  $f_A$  is known exactly. Thus, the TPT calculation can be performed analytically, and it describes simulation data very accurately (see Fig. 6a). For indented colloids, neither  $g_R$  nor  $f_A$  is known exactly, but  $g_R$  may be obtained from a simulation of the reference system of indented colloids in the absence of depletant, and  $f_A$  from a simulation of two particles in the presence of depletant. The integral in (1) can then be calculated. We emphasise that the function  $g_R$  is evaluated in a system with no depletion interactions, so a single measurement of this function can be used (in conjunction with  $f_A$ ) to predict the behaviour for a wide range of  $\eta$ . The resulting TPT predictions are shown in Fig. 3(b) and (c) for  $h = 0.7$  and  $h = 0.5$  respectively: the agreement is reasonable but there are deviations of up to 20% between theoretical and simulation values for  $X$ . We attribute these deviations primarily to the differences in the packing properties of colloidal polymers, compared to isolated monomers. As evidence for this, Fig. 6b shows results for indented colloids with “patchy” interactions. This model system differs from the patchy spheres only in the colloid shape and the patch location (there are no depletant particles) – it is clear that the TPT is less effective when colloids have non-spherical shapes. In the following paragraphs, we discuss how these shape (or packing) effects can be analysed within Wertheim’s theory. Another possible origin for deviations between theory and simulation in Fig. 3 is that the TPT does not fully describe the attractive forces between colloids – we discuss this further at the end of this section.

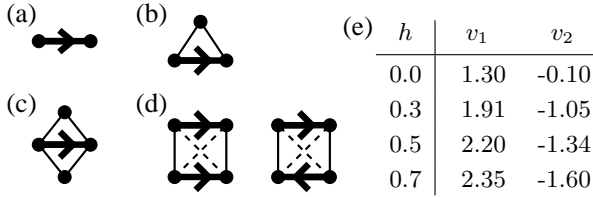
To explore shape effects, we return to the diagrammatic analysis of Wertheim, but instead of following the TPT, we consider just a few simple terms in the density functional: see Fig. 7. Under this approximation, the law of mass action is replaced by

$$\rho_{LK} = \rho_L \rho_K K_0 [1 + \rho v_1 + \rho_{LK} v_2]. \quad (2)$$

Here,  $v_1$  and  $v_2$  are geometrical factors (independent of  $\eta_s^r$ ) that account for packing of free particles and short chains: the relevant liquid-state diagrams are shown in Fig. 7 while formulae for these quantities are given as supporting information<sup>35</sup>. Within Wertheim’s TPT, the  $v_1$ -term is included, but the  $v_2$ -term is absent. Further, comparison between (2) and the law of mass action shows that the effective equilibrium constant  $\rho_{LK}/(\rho_L \rho_K)$  now depends on the degree of polymerization of the system, via the  $v_2$ -term. This constant (and hence the quantity  $X$ ) must therefore be determined self-consistently by solving (2), so we refer to the analysis in the presence of the  $v_2$ -term as self-consistent Wertheim (SCW) theory.



**Fig. 6** Comparison between simulation results and TPT predictions for the fraction,  $X$ , of unbonded A-patches in “patchy” models. (a) Hard sphere model similar to that of Ref.<sup>34</sup>. Each particle has an A patch and a B patch on opposite sides of the sphere, the only interaction is between A and B and is a square well of range  $\sigma_{AB} = 0.119\sigma_I$  and strength (well-depth)  $\epsilon$ . The agreement between theory and simulation is almost perfect. (b) Indented colloids ( $h = 0.5$ ) with patches. This model system differs from the patchy spheres only in the particle shape and the patch location (there are no depletant particles). The A and B patches are located on the lock and key surfaces as shown, leading to lock-and-key binding. In this case, the non-spherical particle shape leads to significant deviations between simulation results and TPT predictions. Both panels show results at density  $\rho = 0.2\sigma_I^{-3}$ . The TPT results were obtained by numerical integration of (1), as in Fig. 3.



**Fig. 7** Liquid state theory diagrams showing contributions to the density functional that are relevant for calculating  $\rho_{LK}$  within Wertheim theory. Directed heavy lines correspond to attractive lock-and-key binding while thin lines correspond to repulsive interactions. Where diagrams include dashed lines, this indicates a sum over diagrams both with and without these repulsive interactions. Vertices have weights corresponding to various combinations of  $\rho, \rho_L, \rho_K$ , as prescribed by Wertheim’s theory. (a) Diagram for  $K_0$ ; (b) Diagram for the  $v_1$ -term in (2); (c) A diagram included in the TPT but not in SCW; (d) Diagrams for the  $v_2$ -term in Eq. (2), included in SCW theory but not in TPT. The terms in (a,b,d) are those considered in the SCW theory. (e) Table showing values of  $v_1$  and  $v_2$  for various  $h$ , in units having  $\sigma_l = 1$ .

We have obtained values for  $v_1$  and  $v_2$  by simulating very small systems (up to 4 indented particles, without depletant). Results are shown in Fig. 7(e). Using these values in (2) leads to the SCW predictions shown in Fig. 3. In terms of the density functional, SCW theory is a much cruder approximation than TPT. However, the SCW theory performs significantly better than TPT: for  $h = 0.5$ , it accounts for around half of the deviation between theory and simulation.

The origin of this effect is the  $v_2$ -term in (2). Physically, the  $v_1$ -term in that equation (included in both TPT and SCW theories) reflects the increased virial pressure in the system as the colloid number density increases, and enhances polymerization. The  $v_2$ -term reflects differences in packing properties between free particles and assembled chains. We find  $v_2 < 0$ , indicating that as polymerization occurs, the virial pressure is reduced (compared with TPT), suppressing further chain formation. For spherical patchy particles ( $h = 0$ ), Fig. 7(e) shows that the magnitude of  $v_2$  is small, consistent with the success of TPT in that case (Fig. 6). However, the size of  $v_2$  grows as  $h$  is increased, leading to the deviations from TPT shown in Fig. 3. The SCW theory accounts for some of these deviations, although agreement is still not perfect. Unlike the TPT, the SCW theory could be improved systematically, by including further terms in the density functional. However, the theory presented here shows that packing effects of non-spherical particles can significantly affect self-assembly, and are required for quantitative predictions.

Finally, we analyse one other possible origin for the deviations between TPT and simulation results in Fig. 3. As well as lock-and-key binding, the depletant particles also lead to an attractive interaction between the concave (key) surfaces

of the indented colloids. This effect is not accounted for in the TPT and SCW theories: we therefore considered a refined TPT in which such “key-key” binding is included. Let  $\rho_{KK}$  be the number density of key-key bonds (defined through a radial cutoff by analogy with  $\rho_{LK}$ ). Then the law of mass action predicts  $\rho_{KK} = K_{bb}\rho_K^2$  where  $K_{bb}$  is an equilibrium constant. This key-key binding reduces the availability of particles for lock-and-key binding, increasing the values of  $X$  observed in simulation. The TPT can be straightforwardly generalised to include an estimate for  $K_{bb}$ . For those state points in Fig. 3(b,c) where the depletion interaction is strong, we find  $K_{bb} \ll K$ , so lock-and-key binding is dominant; when the interaction is relatively weak we find  $\rho K_{bb} \ll 1$ , so bonds are rare. Together, these results indicate that key-key binding is a weak effect. To verify this, we used  $K$  and  $K_{bb}$  to calculate predictions for  $X$ , noting that the number density of key surfaces that are available for binding is  $\rho_K = \rho - \rho_{LK} - 2\rho_{KK}$ . As expected, the inclusion of the  $\rho_{KK}$  term in this equation reduces the TPT prediction for  $\rho_{LK}$ . However, the small value of  $K_{bb}$  means that this leads to a barely-discernible change in the TPT results of Fig. 3 (the differences between modified and unmodified TPT results are comparable with the line widths). This reinforces our conclusion that it is primarily the shape and packing properties of the indented colloids that lead to deviations from TPT predictions.

## 5 Conclusions

The sophisticated Monte Carlo techniques that we have applied here show that indented colloids can assemble into chains, with persistence lengths and branching properties controlled by the colloid shape and depletant density. Two variants of Wertheim’s theory have been analysed, showing how particle shapes can influence their self-assembly. In addition to the colloidal polymers shown here, we also emphasize that the combination of depletion interactions and colloidal shape has potential application for many other self-assembled structures too, and that the simulation and theoretical methods used here can be readily applied in those cases. Given that depletant parameters and the shapes of indented colloids can both be controlled in experiments<sup>5–7,23–26</sup>, we hope that these results will stimulate further experimental studies of self-assembly in these systems.

† Electronic Supplementary Information (ESI) available: [details of any supplementary information available should be included here]. See DOI: 10.1039/b000000x/

<sup>a</sup>Department of Physics, University of Bath, Bath BA2 7AY, United Kingdom; Fax XX XXXX XXXX; Tel: XX XXXX XXXX; E-mail: d.ashton@bath.ac.uk

‡ Additional footnotes to the title and authors can be included e.g. ‘Present address:’ or ‘These authors contributed equally to this work’ as above using the symbols: ‡, §, and ¶. Please place the appropriate symbol next to the author’s name and include a \footnotetext entry in the the correct place in the list.

## References

- 1 G. M. Whitesides and B. Grzybowski, *Science* **295**, 2418 (2002).
- 2 S.C. Glotzer and M.J. Solomon, *Nature Mat.* **6**, 557 (2007).
- 3 D. Nykypanchuk, M. M. Maye, D. van der Lelie and O. Gang, *Nature* **451**, 459 (2008).
- 4 Q. Chen, S. C. Bae and S. Granick, *Nature* **469**, 381 (2011)
- 5 L. Rossi, S. Sacanna, W. T. M. Irvine, *et al.*, *Soft Matter*, **7**, 4139 (2011).
- 6 S. Sacanna, W. T. M. Irvine, P. M. Chaikin, and D. J. Pine, *Nature* **464**, 575 (2010).
- 7 S. Sacanna, M. Korpics, K. Rodriguez, L. Colon-Melendez, S.-H. Kim, D. J. Pine and G.-R. Yi, *Nat. Comm.* **4**, 1688 (2013).
- 8 M. Marechal, R. J. Kortschot, A. H. Demirös, A. Imhof and M. Dijkstra, *Nano Lett.* **10**, 1907 (2010)
- 9 J. Henzie, M. Grünewald, A. Widmer-Cooper, P. L. Geissler and P. Yang, *Nature Mat.* **11**, 131 (2012).
- 10 W. Qi, J. de Graaf, F. Qiao, S. Marras, L. Manna and M. Dijkstra, *Nano Lett.* **12**, 5299 (2012).
- 11 D. J. Kraft, R. Ni, F. Smalenburg, M. Hermes, K. Yoon, D. A. Weitz, A. van Blaaderen, J. Groenewold, M. Dijkstra, and W. K. Kegel, *Proc. Natl. Acad. Sci. U.S.A.* **109**, 10787 (2012).
- 12 P. F. Damasceno, M. Engel and S. C. Glotzer, *Science*, **337**, 453 (2012)
- 13 G. Odriozola, F. Jimenez-Angeles, and M. Lozada- Cassou, *J. Chem. Phys.* **129**, 111101 (2008); *Phys. Rev. Lett.* **110**, 105701 (2013).
- 14 S. Torquato and Y. Jiao, *Nature* **460**, 876 (2009)
- 15 R. Ni, A. P. Gantara, J. de Graaf, R. van Roij and M. Dijkstra, *Soft Matter* **8**, 8826 (2012)
- 16 P. Damasceno, M. Engel, and S. C. Glotzer, *ACS Nano* **6**, 609 (2012).
- 17 A. Haji-Akbari, E. R. Chen, M. Engel and S. C. Glotzer, *Phys. Rev. E* **88**, 012127 (2013).
- 18 A. P. Gantapara, J. de Graaf, R. van Roij and M. Dijkstra, *Phys. Rev. Lett.* **111**, 015501 (2013).
- 19 G. Anders, N. K. Ahmed, R. Smith, M. Engel, and S. C. Glotzer, arXiv:1304.7545
- 20 H. N. W. Lekkerkerker and R. Tuinier, *Colloids and the Depletion Interactions*, Vol. 833 of *Lecture Notes in Physics* (Springer, Berlin / Heidelberg, 2011).
- 21 P.-M. König, R. Roth, and S. Dietrich, *EPL* **84**, 68006 (2008).
- 22 E. Bianchi, J. Largo, P. Tartaglia, E. Zaccarelli and F. Sciortino, *Phys. Rev. Lett.* **97**, 168301 (2006).
- 23 S. Sacanna, W. T. M. Irvine, L. Rossi and D. J. Pine, *Soft Matter*, **7**, 1631 (2011)
- 24 J. Bahadur *et al.*, *Langmuir* **28**, 1914 (2012).
- 25 A. M. Alsayed, Z. Dogic and A. G. Yodh, *Phys. Rev. Lett.* **93**, 057801 (2004)
- 26 J. R. Savage and A. D. Dinsmore, *Phys. Rev. Lett.* **102**, 198302 (2009).
- 27 D. Klotsa and R. L. Jack, *J. Chem. Phys.* **138**, 094502 (2013).
- 28 J. Liu and E. Luijten, *Phys. Rev. Lett.* **92**, 035504 (2004).
- 29 D. W. Sinkovits, S. A. Barr, and E. Luijten, *J. Chem. Phys.* **136**, 144111 (2012).
- 30 M. Marechal and M. Dijkstra, *Phys. Rev. E* **82**, 031405 (2010).
- 31 M. He and P. Siders, *J. Phys. Chem.* **94**, 7280 (1990).
- 32 G. Cinacchi and J. S. van Duijneveldt, *J. Phys. Chem. Lett.* **1**, 787 (2010).
- 33 M. S. Wertheim, *J. Stat. Phys.* **35**, 19 (1984); **35**, 35 (1984); **42**, 459 (1986); **42**, 477 (1986).
- 34 F. Sciortino, E. Bianchi, J. F. Douglas, and P. Tartaglia, *J. Chem. Phys.* **126**, 194903 (2007).
- 35 See supplementary information.