

# Network Farthest-Point Diagrams\*

and their Application to Feed-Link Network Extension

Prosenjit Bose<sup>†</sup> Kai Dannies<sup>‡</sup> Jean-Lou De Carufel<sup>†</sup> Christoph Doell<sup>‡</sup>  
Carsten Grimm<sup>†‡</sup> Anil Maheshwari<sup>†</sup> Stefan Schirra<sup>‡</sup> Michiel Smid<sup>†</sup>

November 4, 2018

## Abstract

Consider the continuum of points along the edges of a network, i.e., an undirected graph with positive edge weights. We measure distance between these points in terms of the shortest path distance along the network, known as the *network distance*. Within this metric space, we study farthest points.

We introduce network farthest-point diagrams, which capture how the farthest points—and the distance to them—change as we traverse the network. We preprocess a network  $G$  such that, when given a query point  $q$  on  $G$ , we can quickly determine the farthest point(s) from  $q$  in  $G$  as well as the farthest distance from  $q$  in  $G$ . Furthermore, we introduce a data structure supporting queries for the parts of the network that are farther away from  $q$  than some threshold  $R > 0$ , where  $R$  is part of the query.

We also introduce the *minimum eccentricity feed-link problem* defined as follows. Given a network  $G$  with geometric edge weights and a point  $p$  that is not on  $G$ , connect  $p$  to a point  $q$  on  $G$  with a straight line segment  $pq$ , called a *feed-link*, such that the largest network distance from  $p$  to any point in the resulting network is minimized. We solve the minimum eccentricity feed-link problem using eccentricity diagrams. In addition, we provide a data structure for the query version, where the network  $G$  is fixed and a query consists of the point  $p$ .

## 1 Introduction

We are given a network, i.e., an undirected graph with positive edge weights. We consider the continuum of points along the edges of this network and measure distance between these points in terms of the shortest path distance along the network. Within this metric space, we study farthest points.

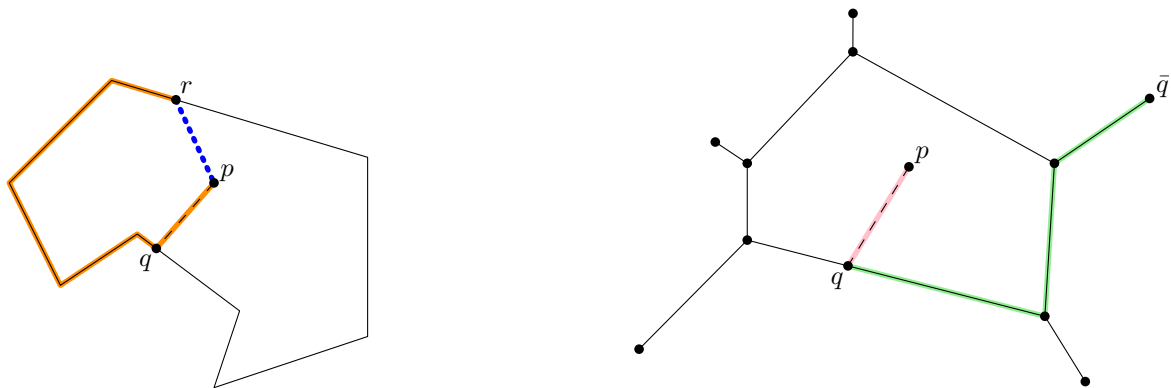
We introduce network farthest-point diagrams, which capture how the farthest points—and the distance to them—change as we traverse the network. We preprocess a network  $G$  such that, when given a query point  $q$  on  $G$ , we can quickly determine the farthest point(s) from  $q$  in  $G$  as well as the farthest distance from  $q$  in  $G$ . Furthermore, we introduce a data structure supporting queries for the parts of the network that are farther away from  $q$  than some threshold  $R > 0$ , where  $R$  is part of the query.

This has applications to location analysis: Think of the network as roads in a city. When choosing the location for a new service facility, an urban engineer might want to know the parts of the network that are close-by (well-served) and the parts that are far away (ill-served). For instance, the farthest distance from a hospital

\*This research has been partially funded by NSERC and FQRNT. A preliminary version of this work was presented at the 24th Canadian Conference on Computational Geometry [7] and was part of the Diplomarbeit (Master’s thesis) of the fifth author [14].

<sup>†</sup>Computational Geometry Lab, School of Computer Science, Carleton University

<sup>‡</sup>Institut für Simulation und Graphik, Fakultät für Informatik, Otto-von-Guericke-Universität Magdeburg



- (a) The dilation of  $p$  and a point  $r$  on  $G$  is the ratio between the length of a shortest path (orange) from  $r$  to  $p$  via the extended network  $G + pq$  versus the Euclidean distance of  $p$  and  $r$  (blue, dotted).
- (b) The eccentricity of  $p$  in the extended network  $G + pq$  is the length of the feed-link (light red) plus the eccentricity of  $q$  in  $G$ , i.e., length of a shortest path (light green) from  $q$  to one of its farthest points  $\bar{q}$  in  $G$ .

Figure 1: An illustration of the minimum dilation feed-link problem (a), the minimum eccentricity feed-link problem (b), and their target functions. In both cases we have a network  $G$  and a point  $p$  in the plane that is connected to  $G$  via the feed-link  $pq$  (dashed) resulting in an extended network  $G + pq$ .

influences the worst case response time of an emergency unit send from that hospital. Depending on the type of facility, we may be interested in locations with minimal farthest distance (network centers) or locations with maximal farthest distance (peripheral points) or points with farthest distance from some given location.

We use the network farthest-point diagrams to solve the following network extension problem. Given a network  $G$  with geometric edge weights and a point  $p$  that is not on  $G$ , connect  $p$  to a point  $q$  on  $G$  with a straight line segment  $pq$ , called a *feed-link*, such that the largest distance from  $p$  to any point in the resulting network is minimized. In terms of our example, this corresponds to the task of connecting a hospital to a network of roads minimizing the worst-case emergency unit response time. The main difficulty of feed-link problems [4] stems from allowing feed-links to connect to any location in the network—not just to a few candidate locations—and taking every point on the network into account when measuring the utility of the feed-link.

## 1.1 Related Work

In their original work, Aronov et al. [4] introduced the feed-link problem with this example, i.e., connecting a new hospital to a network of roads. They consider a target function to measure the utility of a feed-link, other than its length. Aronov et al. [4] seek a feed-link that minimizes the worst-case detour one may take from any point on the network by traveling along the roads to the hospital as opposed to flying directly. The detour, or *dilation*, between two points  $p$  and  $q$  on a network is measured as the ratio of the distance of  $p$  and  $q$  via the network and the length of the straight line connecting  $p$  and  $q$ . We refer to this problem as the *minimum dilation feed-link problem*. Figure 1 illustrates dilation and the travel time to a farthest point (eccentricity) as target functions for the feed-link problem. See, for instance, Grüne [15] for a comprehensive summary of dilation and its properties.

We evaluate a feed-link with respect to all locations on a network. This means, if we use embedded graphs to model the network, all (uncountably many) points on this embedding—and not just (finitely many) vertices—count as possible farthest points. Aronov et al. [4] point out that the restriction to vertices yields a related feed-link problem where we seek the optimal feed-link to minimize the detour to a new train station in a railway system. In this scenario, we are only interested in the detour of the paths from other train stations to the new

one. If we model the stations as vertices, then the target function is the *stretch factor* [23] of the new station with respect to the extended railway system.

Among other results, Aronov et al. [4] solve the minimum dilation feed-link problem for polygonal cycles in  $O(\lambda_7(n) \log n)$  time, where  $\lambda_7(n)$  is the maximum length of a Davenport-Schinzel sequence [3] of order seven in  $n$  symbols. Agarwal, Sharir, and Shor [3] show that  $\lambda_7(n)$  is *almost linear in  $n$* , more precisely  $\lambda_7(n) \leq n \cdot 2^{O(\alpha(n)^2 \log \alpha(n))}$ , where  $\alpha(n)$  is the inverse Ackermann function. Davenport-Schinzel sequences occur in the time bound, because Aronov et al. [4] rely on computing certain upper envelopes [2, 18]. Savić and Stojaković [26] improved the result for polygonal cycles to  $O(n)$  with their *sliding lever* algorithm.

The subdivision of a network into parts with common farthest points is the *farthest-point Voronoi diagram* [25] on the metric space formed by the uncountably many points on the network and the network distance. Previously studied network Voronoi diagrams [11, 13, 16, 22, 24, 25, 29, 31] subdivide a network with respect to only finitely many reference points, e.g., depending on which reference point is closest or farthest. Okabe et al. [25] survey various notions of Voronoi diagrams, including some for networks. We refer the reader to Okabe et al. [24] for more types of network Voronoi diagrams and for further references.

Creating maps of the farthest points in a network relates to problems from location analysis. For instance, in the *continuous absolute 1-center problem* [12] we seek a point in a network with minimal network distance to its farthest points. In terms of our prototype example, this is the problem of identifying the ideal position of a new hospital on a network. Kincaid [20] and Tansel [30] survey related notions and results.

## 1.2 Preliminaries and Problem Definition

A *network* is a simple, weighted, finite, connected, and undirected graph  $G = (V, E)$ , where  $V$  is a finite set of points in  $\mathbb{R}^2$ , and  $E$  is a set of line segments whose endpoints are in  $V$ . Each edge  $e \in E$  has a positive weight  $w_e > 0$ . We write  $uv$  for an edge with endpoints  $u$  and  $v$ . A point  $p$  on an edge  $uv \in E$  *subdivides*  $uv$  into two sub-edges  $up$  and  $p v$  such that  $w_{up} = \lambda w_{uv}$  and  $w_{pv} = (1 - \lambda)w_{uv}$  for some  $\lambda \in [0, 1]$ .

Consider the weighted shortest path distance  $d_G: V \times V \rightarrow [0, \infty)$  between vertices of  $G$  with respect to the edge weights  $w_e, e \in E$ . This can be extended to arbitrary points  $p$  and  $q$  on  $G$  by considering them to be vertices for the sake of evaluating  $d_G(p, q)$ . More precisely, if we subdivide the edges containing  $p$  and  $q$  according to the above, then  $d_G(p, q)$  is the weighted shortest path distance of  $p$  and  $q$  in the subdivided network. An example is shown in Figure 2. We refer to this distance as the *network distance* [4, 15] on  $G$ .




Figure 2: A network  $G$  (a) with edge weights as indicated. The subdivision of  $G$  according to the positions of  $p = \frac{1}{4}u + \frac{3}{4}v$  and  $q = \frac{1}{2}s + \frac{1}{2}t$  (b). We have  $d_G(p, q) = 10$  achieved on the highlighted path (blue).

**Lemma 1.** *The network distance  $d_G(\cdot, \cdot)$  is a metric on  $G$ , i.e., we have*

$$\begin{aligned}
 d_G(p, q) &\geq 0 \text{ for all } p, q \in G, && \text{(non-negativity)} \\
 d_G(p, q) &= 0 \text{ if and only if } p = q, && \text{(identity of indiscernibles)} \\
 d_G(p, q) &= d_G(q, p) \text{ for all } p, q \in G, && \text{(symmetry)} \\
 d_G(p, q) &\leq d_G(p, r) + d_G(r, q) \text{ for all } p, q, r \in G. && \text{(triangle inequality)}
 \end{aligned}$$

*Proof.* Since all edge weights are positive, all paths on  $G$  have non-negative weight and only paths consisting of a single point have weight zero. Thus, non-negativity and the identity of indiscernibles hold, i.e., we have  $d_G(p, q) \geq 0$  for all  $p, q \in G$  where  $d_G(p, q) = 0$  if and only if  $p = q$ . Since the edges are undirected, any path from  $p$  to  $q$  is also a path from  $q$  to  $p$ . Thus, we have symmetry, i.e.,  $d_G(p, q) = d_G(q, p)$ . Since  $d_G(p, q)$  is the length of a shortest path from  $p$  to  $q$ , there cannot be a point  $r$  on  $G$  such that  $d_G(p, q) > d_G(p, r) + d_G(r, q)$ . Otherwise, the concatenation of a shortest path from  $p$  to  $r$  with a shortest path from  $r$  to  $q$  yields a path from  $p$  to  $q$  that is shorter than the shortest path from  $p$  to  $q$ . Thus, the triangle inequality holds.  $\square$

Let  $S \subset G$  be a subset of the points on  $G$ . The *boundary* of  $S$ , denoted by  $\partial S$ , consists of all points  $p \in S$  such that for each value  $\epsilon > 0$  there exists one point on  $G$  within network distance  $\epsilon$  from  $p$  that is in  $S$  and there exists another point on  $G$  within network distance  $\epsilon$  from  $p$  that is not in  $S$ . For example, the boundary of the set of points on the highlighted path in Figure 2b consists of the points  $p$ ,  $q$ , and  $x$ .

The following definition generalizes *graph eccentricity* [17, pp. 35–36], which is usually introduced with respect to distances between vertices. Refer to Figure 3 for an illustration of this definition.

**Definition 2** (Eccentricity). Let  $G$  be a network and let  $p$  be a point on  $G$ . The largest network distance towards  $p$  is called the *eccentricity* of  $p$  with respect to  $G$  and it is denoted by  $\text{ecc}_G(p)$ , i.e.,

$$\text{ecc}_G(p) := \max_{q \in G} d_G(p, q).$$

A point  $q$  on  $G$  is called *eccentric* to  $p$  if it is farthest from  $p$  with respect to the network distance on  $G$ , i.e., if  $d_G(p, q) = \text{ecc}_G(p)$ . We say that a point  $q$  is *eccentric* if there is a point  $p$  on  $G$  such that  $q$  is eccentric to  $p$ .

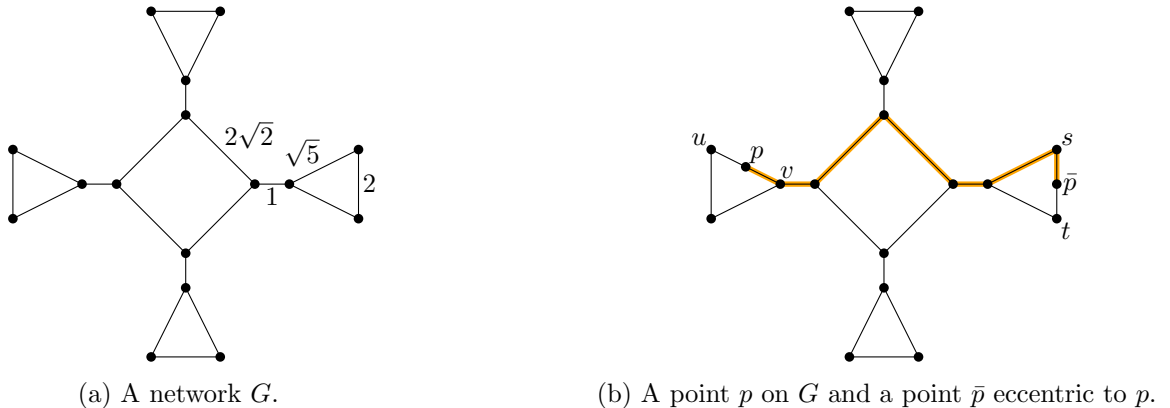


Figure 3: A network  $G$  (a) with (geometric) edge weights as indicated. A point  $p = \frac{1}{2}u + \frac{1}{2}v$  with its eccentric point  $\bar{p} = \frac{1}{2}s + \frac{1}{2}t$  is shown (b). The eccentricity of  $p$  is  $\text{ecc}(p) = \frac{3}{2}\sqrt{5} + 4\sqrt{2} + 3$ , achieved on the highlighted path (orange). Neither  $p$  nor  $\bar{p}$  are vertices of  $G$  in this example.

In the remainder of this article we will omit the subscript indicating the underlying network  $G$  in all of the above notation when it is clear from the context. Unless stated otherwise, we refer to the network distance whenever we describe distance between points on a network.

Our terminology for ill-served parts of a network is defined as follows. Let  $p$  be a point on a network  $G$ , and let  $R \geq 0$ . We say a point  $q$  on  $G$  is  $R$ -far from  $p$ , if  $d(p, q) \geq R$ . Likewise, we call the set of points on  $G$  that are  $R$ -far from  $p$  the  $R$ -far sub-network of  $G$  from  $p$ .

Alongside with our goal to characterize farthest-point information and changes therein, we aim to design efficient data structures to answer the following types of queries for any point  $p$  on a given network  $G$ .

1. What is the eccentricity of  $p$ ?
2. Which points on  $G$  are farthest from  $p$  with respect to the network distance?
3. What is the  $R$ -far sub-network of  $G$  from  $p$  for some value  $R \geq 0$ ?

We represent the query point  $p$  as a pair made of an edge  $uv$  and a value  $\lambda \in [0, 1]$  with  $p \in uv$  and  $p = (1-\lambda)u + \lambda v$ . We refer to a query for the eccentricity as an *eccentricity query*, and we refer to a query for the set of farthest points as *farthest-point-set query*.

With the notation established above, we can formally define the term feed-link and the minimum eccentricity feed-link problem as follows. An example is shown in Figure 4.

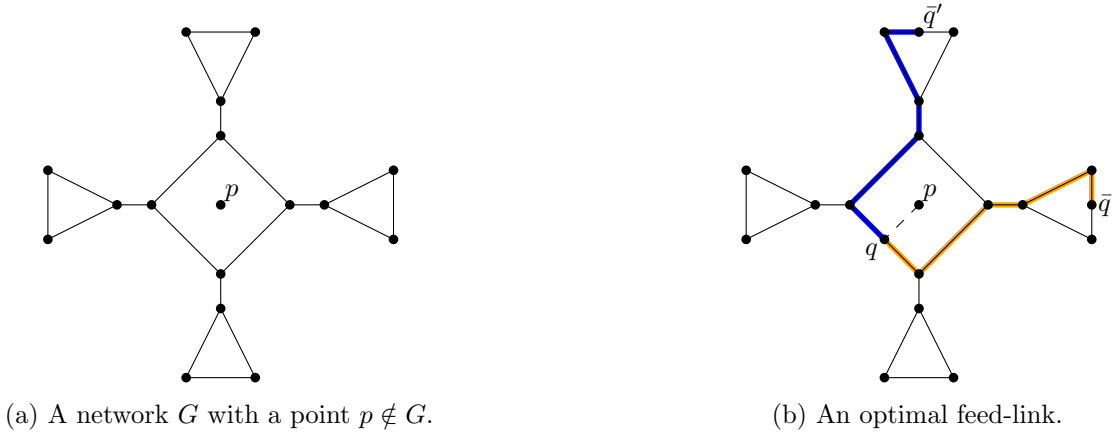


Figure 4: An instance of the minimum eccentricity feed-link problem (a). The anchor  $q$  of an optimal feed-link (dashed) (b) balances the distance to the eccentric points  $\bar{q}$  and  $\bar{q}'$ .

**Problem 3** (Feed-links and the Minimum Eccentricity Feed-Link Problem). Let  $p \in \mathbb{R}^2$  be a point and  $G = (V, E)$  be a straight-line embedded network with geometric edge weights.

- (i) A straight-line segment  $pq$  with  $q \in G$  is called a *feed-link* connecting  $p$  to  $G$  and  $q$  is called the *anchor* of this feed-link. The network that results from subdividing the edge containing  $q$  at  $q$  and adding the edge  $pq$  is denoted by  $G + pq$ . It is referred to as the *extension* of  $G$  by the feed-link  $pq$ .
- (ii) We call the task of finding a point  $q$  on  $G$  such that the feed-link  $pq$  with anchor  $q$  minimizes the eccentricity of  $p$  with respect to  $G + pq$ , i.e., the task of finding a point  $q$  on  $G$  that minimizes the expression

$$\text{ecc}_{G+pq}(p) = |pq| + \text{ecc}_G(q) = |pq| + \max_{r \in G} d_G(q, r), \quad (1)$$

the *minimum eccentricity feed-link problem*.

### 1.3 Structure and Results

The farthest-point Voronoi diagram of a set  $S$  of  $n$  points in  $\mathbb{R}^2$  subdivides the plane into regions with a common farthest point among those in  $S$ . Given some point  $p \in \mathbb{R}^2$ , this diagram can be used to determine the farthest point from  $p$  in  $S$ . We wish to subdivide a network in a similar fashion in order to compute the farthest points from any point  $p$  on a network. However, there are differences between the situation in the plane and on a network. For instance, when given a network, the locations of the farthest points are unknown, as shown in Figure 5.



Figure 5: Two networks with different farthest point behaviour. In the network in (a), each point has one of the four squares as its farthest point. In the network in (b), each point  $p$  on the vertical middle edge has two farthest points  $\bar{p}$  and  $\bar{p}'$ . Moving  $p$  upwards causes these points to move downwards.

Overcoming these issues and defining an analogue to the farthest-point Voronoi diagram in networks is one of the contributions of this work. We introduce the new notions of *eccentricity diagrams* in Section 2 and *network farthest-point diagrams* in Section 3. Network farthest-point diagrams encode the location of farthest points, whereas eccentricity diagrams capture the network distance to them. We show that, contrary to intuition, these diagrams may have non-linear size. In Section 4, we design and analyze a data structure for efficient eccentricity,  $R$ -far, and farthest-point-set queries in networks.

We solve the static and query version of the minimum eccentricity feed-link problem in Section 5 using eccentricity diagrams. We rephrase the query version as a point location problem in a certain Voronoi diagram whose sites are the sub-edges of the network with minimal eccentricity. Solving the static version of the feed-link problem takes  $O(m^2 \log n)$  time and  $O(m^2)$  work space for a network with  $n$  vertices and  $m$  edges. Table 1 summarizes the asymptotic bounds of all the other results.

	Query Time	Pre-Processing Time	Space
Eccentricity Query	$O(\log n)$	$O(m^2 \log n)$	$O(m^2)$
$R$ -Far Query	$O(k + \log n)$	$O(m^2 \log n)$	$O(m^2 \log n)$
Farthest-Point-Set Query	$O(k' + \log n)$	$O(m^2 \log n)$	$O(m^2 \log n)$
Feed-Link Query	$O(\ell)$	—	$O(\ell)$
Feed-Link Query	$O(\log \ell)$	$O(\ell^{2+\epsilon})$	$O(\ell^2)$
Feed-Link Query	$O(\log \ell)$	expected $O(\ell^2 \log \ell)$	$O(\ell^2)$

Table 1: Our results for a network with  $n$  vertices,  $m$  edges. For  $R$ -far queries,  $k$  is the number of edges containing  $R$ -far points, and for farthest-point-set queries,  $k'$  is the number of edges containing farthest points. For the results regarding feed-link queries,  $\ell \in O(m^2)$  is the number of sub-edges with locally minimal eccentricity, and we assume that these sub-edges are known a-priori.

## 2 Eccentricity Diagrams

In this section, we describe the distance to farthest points. We begin with computing the distance functions from points on an edge  $uv$  to their farthest points on an edge  $st$ . Combining these functions yields the distance from the points on  $uv$  to their farthest points in the entire network. This approach leads us to a representation of the distance to farthest points (eccentricity), which we call the *eccentricity diagram* of a network. From eccentricity diagrams, we derive a data structure for eccentricity queries, which we extend to a data structure for farthest-point-set queries in [Section 3](#).

### 2.1 The Shape of the Eccentricity Function

We use a result by Frank [12] to compute the eccentricity of all points on a network  $G = (V, E)$ . Frank [12] seeks a point on a network with smallest distance to its farthest points, i.e., a minimum of the eccentricity. He finds this minimum by determining a point with minimum eccentricity on each edge  $uv$  and then picking a point with the smallest eccentricity among these candidates. Frank [12] computes the eccentricity on an edge as follows. Let  $uv$  and  $st$  be edges of  $G$ . We define  $\phi_{uv}^{st} : [0, 1] \rightarrow [0, \infty)$  as the mapping from  $\lambda \in [0, 1]$  to the largest network distance from the point  $p$  on  $uv$  with  $p = p(\lambda) = (1 - \lambda)u + \lambda v$  to any point  $q$  on edge  $st$ , i.e.,

$$\phi_{uv}^{st}(\lambda) := \max_{q \in st} d(p(\lambda), q) = \max_{q \in st} d((1 - \lambda)u + \lambda v, q) . \quad (2)$$

The upper envelope of the functions  $\phi_{uv}^{st}$ , over all edges  $st \in E$ , is the eccentricity of  $p(\lambda)$  on  $uv$ , since

$$\text{ecc}(p(\lambda)) = \max_{q \in G} d(p(\lambda), q) = \max_{st \in E} \max_{q \in st} d(p(\lambda), q) = \max_{st \in E} \phi_{uv}^{st}(\lambda) .$$

We begin the analysis of the functions  $\phi_{uv}^{st}$  and their upper envelope with an auxiliary lemma.

**Lemma 4.** *Let  $G$  be a network, let  $ab$  be an edge of  $G$ , and let  $x$  be a point on  $G$  that is not in the interior of the edge  $ab$ . The network distance from  $x$  to the farthest point  $\bar{x}$  from  $x$  among all points on  $ab$  is*

$$d(x, \bar{x}) = \max_{y \in ab} d(x, y) = \frac{d(x, a) + w_{ab} + d(x, b)}{2} . \quad (3)$$

*Proof.* Let  $\bar{x}$  be the farthest point from  $x$  on  $ab$ . Then the shortest path from  $x$  to  $\bar{x}$  via  $a$  has the same length as the one via  $b$ , i.e.,  $d(x, \bar{x}) = d(x, a) + w_{a\bar{x}} = d(x, b) + w_{b\bar{x}}$ . This yields

$$d(x, \bar{x}) = \frac{2d(x, \bar{x})}{2} = \frac{d(x, a) + w_{a\bar{x}} + d(x, b) + w_{b\bar{x}}}{2} ,$$

and the result follows as  $w_{ab} = w_{a\bar{x}} + w_{\bar{x}b}$ . □

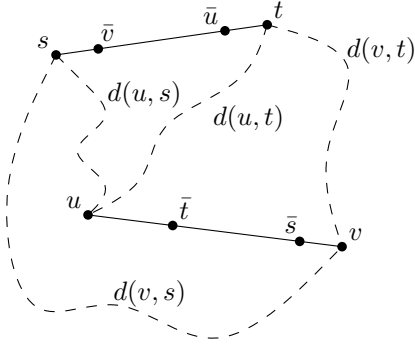
The following lemma by Frank [12] describes the function  $\phi_{uv}^{st}$  for two distinct edges  $uv$  and  $st$ . Refer to [Figure 6](#) for an illustration of the notation and the result.

**Lemma 5** (Frank [12]). *Let  $uv$  and  $st$  be two distinct edges of a network  $G$ . Let  $\bar{u}$  (respectively  $\bar{v}$ ) be the farthest point from  $u$  (respectively from  $v$ ) on  $st$ . Likewise, let  $\bar{t}$  (respectively  $\bar{s}$ ) be the farthest point from  $t$  (respectively from  $s$ ) on  $uv$ . Without loss of generality, we have  $\bar{t} \in u\bar{s}$  (otherwise swap  $s$  and  $t$ ). Then we have*

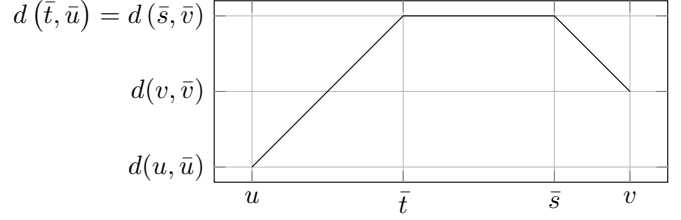
$$\phi_{uv}^{st}(\lambda) = \begin{cases} \lambda w_{uv} + d(u, \bar{u}) & , \text{ if } p(\lambda) \in u\bar{t} \\ d(\bar{t}, \bar{u}) & , \text{ if } p(\lambda) \in \bar{t}\bar{s} , \\ (1 - \lambda)w_{uv} + d(v, \bar{v}) & , \text{ if } p(\lambda) \in \bar{s}v \end{cases} \quad (4)$$

where  $p(\lambda) = (1 - \lambda)u + \lambda v$  and  $\lambda \in [0, 1]$ .

## 2 Eccentricity Diagrams



(a) Two edges in a network.

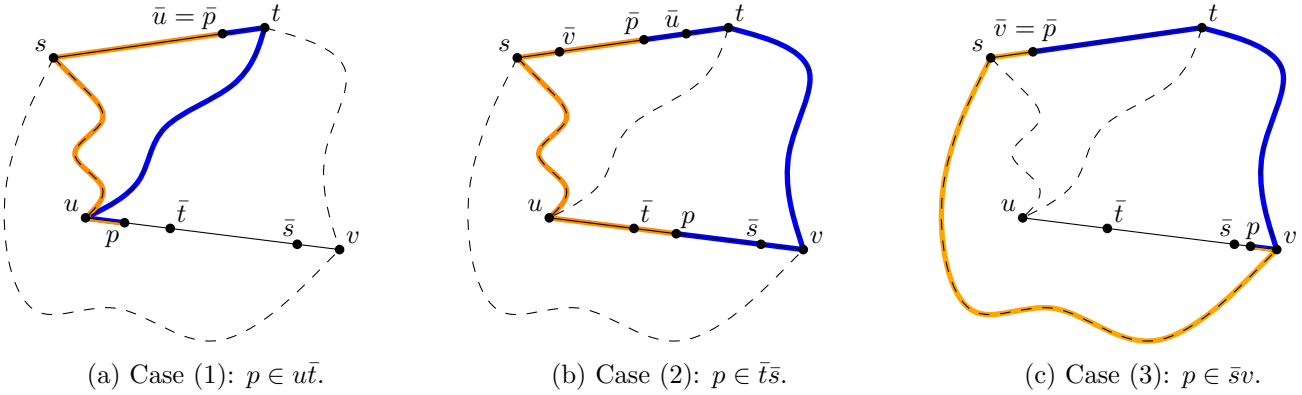


(b) The function  $p(\lambda) \mapsto \phi_{uv}^{st}(\lambda) = \max_{q \in st} d(p(\lambda), q)$ , where  $p(\lambda) = (1 - \lambda)u + \lambda v$  and  $\lambda \in [0, 1]$ .

Figure 6: An illustration of Lemma 5 and its notation for distinct edges  $uv$  and  $st$ . On the left (a), the edges are subdivided with respect to  $\bar{s}$ , the farthest point from  $s$  on  $uv$ ; to  $\bar{t}$ , the farthest point from  $t$  on  $uv$ ; to  $\bar{u}$ , the farthest point from  $u$  on  $st$ ; and to  $\bar{v}$ , the farthest point from  $v$  on  $st$ . The positions of  $\bar{s}$ ,  $\bar{t}$ ,  $\bar{u}$ , and  $\bar{v}$  follow from Lemma 4. On the right (b), we see a plot of the network distance from points  $p$  on  $uv$  to their farthest point on  $st$ , according to Lemma 5. The slopes of the ascending and descending segments are equal up to their sign.

The proof of Lemma 5 was omitted by Frank [12]. We add it for the sake of completeness.

*Proof.* The three cases of Lemma 5 are illustrated in Figure 7. Case (3) is symmetric to Case (1).



(a) Case (1):  $p \in u\bar{t}$ .

(b) Case (2):  $p \in \bar{t}\bar{s}$ .

(c) Case (3):  $p \in \bar{s}v$ .

Figure 7: An illustration of the three cases in Lemma 5 from left to right. The paths from  $p$  to  $\bar{p}$  entering the edge  $st$  via  $s$  (orange) and via  $t$  (blue) are highlighted.

Let  $\bar{p}$  be the farthest point from  $p = p(\lambda)$  on  $st$ .

Case (1): Let  $p$  be located on  $u\bar{t}$  as shown in Figure 7a.

We show that  $\bar{u}$  is the farthest point from  $p$  on  $st$ , i.e., we show  $\bar{p} = \bar{u}$ . Since  $p \in u\bar{t}$ , there is a shortest path from  $p$  to  $t$  that includes the sub-edge  $up$ . Therefore, we have  $d(p, t) = w_{up} + d(u, t)$ . Likewise, we have  $d(p, s) = w_{up} + d(u, s)$ , since  $p$  is on  $u\bar{s}$ , as well. With Lemma 4 we obtain

$$d(p, \bar{p}) = \frac{d(p, s) + d(p, t) + w_{st}}{2},$$



## 2 Eccentricity Diagrams

$$\begin{aligned}
&= \frac{w_{up} + d(u, s) + w_{up} + d(u, t) + w_{st}}{2}, \\
&= w_{up} + \frac{d(u, s) + d(u, t) + w_{st}}{2}, \\
&= w_{up} + d(u, \bar{u}).
\end{aligned}$$

Case (2): Let  $p$  be located on  $\bar{t}\bar{s}$  as shown in [Figure 7b](#).

We show  $d(p, \bar{p}) = d(\bar{u}, \bar{t}) = d(\bar{s}, \bar{v})$ , which holds because  $\bar{p}$  moves from  $\bar{u}$  to  $\bar{v}$  as  $p$  moves from  $\bar{t}$  to  $\bar{s}$ . Since  $p \in \bar{t}v$  and  $p \in u\bar{s}$ , there is a shortest path from  $p$  to  $t$  that includes  $pv$  and there is a shortest path from  $p$  to  $s$  that includes  $pu$ . Therefore, we have  $d(p, t) = w_{pv} + d(v, t)$  and  $d(p, s) = w_{up} + d(u, s)$ . Plugging this into (3) from [Lemma 4](#) yields

$$\begin{aligned}
d(p, \bar{p}) &= \frac{d(p, s) + d(p, t) + w_{st}}{2}, \\
&= \frac{w_{up} + d(u, s) + w_{pv} + d(v, t) + w_{st}}{2}, \\
&= \frac{w_{uv} + d(u, s) + d(v, t) + w_{st}}{2}.
\end{aligned}$$

We know from Cases (1) and (3) that  $\bar{u}$  is farthest from  $\bar{t}$  on  $st$ , and that  $\bar{v}$  is farthest from  $\bar{s}$  on  $st$ . As the above applies to the cases  $p = \bar{t}$  and  $p = \bar{s}$ , we obtain  $d(p, \bar{p}) = d(\bar{t}, \bar{u}) = d(\bar{s}, \bar{v})$ .

Summarizing the three cases yields

$$\phi_{uv}^{st}(\lambda) = \max_{q \in st} d(p(\lambda), q) = \begin{cases} w_{up(\lambda)} + d(u, \bar{u}) & , \text{ if } p(\lambda) \in u\bar{t} \\ d(\bar{t}, \bar{u}) & , \text{ if } p(\lambda) \in \bar{t}\bar{s} \\ w_{p(\lambda)v} + d(v, \bar{v}) & , \text{ if } p(\lambda) \in \bar{s}v \end{cases}$$

where  $p(\lambda) = (1 - \lambda)u + \lambda v$ , which implies the claim, since  $w_{up(\lambda)} = \lambda w_{uv}$  and  $w_{p(\lambda)v} = (1 - \lambda)w_{uv}$ . □

In the next lemma we describe the distance from a point  $p$  on edge  $uv$  to its farthest point on  $uv$  itself—and thus the function  $\phi_{uv}^{uv}$ . An illustration of [Lemma 6](#) and the notation used is shown in [Figure 8](#).

**Lemma 6.** *Let  $uv$  be an edge of a network  $G$ . Let  $\bar{u}$  (respectively  $\bar{v}$ ) be the farthest point from  $u$  (respectively from  $v$ ) on  $uv$ . Further, let  $c$  be the midpoint of  $uv$ . Then we have  $\bar{u} \in cv$  and  $\bar{v} \in uc$  with  $w_{u\bar{v}} = w_{v\bar{u}}$ , and*

$$\phi_{uv}^{uv}(\lambda) = \begin{cases} \frac{w_{uv} + d(u, v)}{2} & , \text{ if } p(\lambda) \in u\bar{v} \\ (1 - \lambda)w_{uv} & , \text{ if } p(\lambda) \in \bar{v}c \\ \lambda w_{uv} & , \text{ if } p(\lambda) \in c\bar{u} \\ \frac{w_{uv} + d(u, v)}{2} & , \text{ if } p(\lambda) \in \bar{u}v \end{cases}$$

where  $p(\lambda) = (1 - \lambda)u + \lambda v$  and  $\lambda \in [0, 1]$ .

## 2 Eccentricity Diagrams

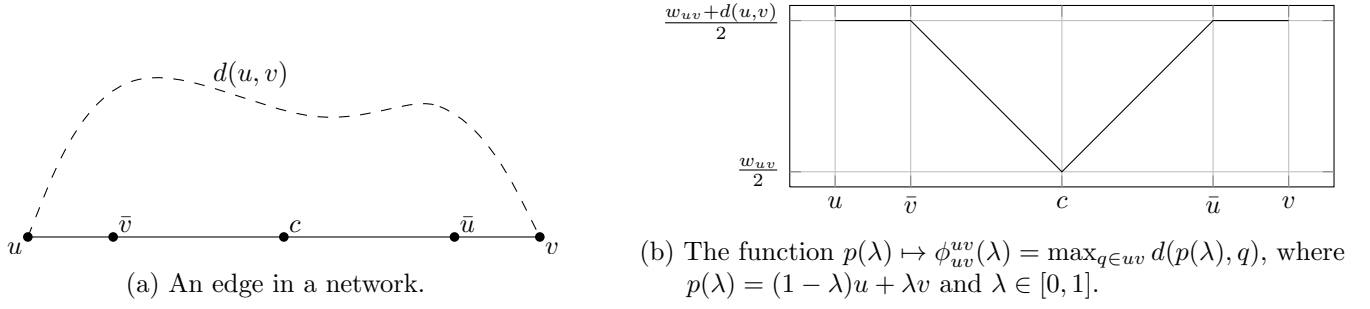


Figure 8: An illustration of [Lemma 6](#) and its notation for an edge  $uv$ . On the left (a), the edge  $uv$  is subdivided with respect to  $\bar{u}$ , the farthest point from  $u$  on  $uv$ ; to  $c$ , the midpoint of  $uv$ ; and to  $\bar{v}$ , the farthest point from  $v$  on  $uv$ . On the right (b), we see a plot of the network distance from points on  $uv$  to their farthest point on  $uv$  itself, according to [Lemma 6](#). The slopes of the descending and ascending segments are equal up to their sign, and the function  $\phi_{uv}^{uv}$  is symmetric with respect to  $c$ .

*Proof.* First, we show the claims about the positions of  $\bar{u}$  and  $\bar{v}$ . Using [Lemma 4](#), we have

$$w_{u\bar{u}} = d(u, \bar{u}) = \frac{w_{uv} + d(u, u) + d(u, v)}{2} = \frac{w_{uv} + d(u, v)}{2} = \frac{w_{uv} + d(v, v) + d(u, v)}{2} = d(v, \bar{v}) = w_{v\bar{v}},$$

which implies  $\bar{u} \in cv$  and  $\bar{v} \in uc$ , since  $0 \leq d(u, v) \leq w_{uv}$ . Furthermore, we have

$$w_{u\bar{v}} = w_{uv} - w_{v\bar{v}} = w_{uv} - w_{u\bar{u}} = w_{\bar{u}v} .$$

Let  $\bar{p}$  be the farthest point from  $p = p(\lambda)$  on  $uv$ .

Case (1): Let  $p$  be on  $u\bar{v}$  with  $p \neq \bar{v}$ .

We show that  $d(p, \bar{p}) = d(u, \bar{u}) = d(v, \bar{v})$  and that  $\bar{p}$  moves from  $\bar{u}$  to  $v$  as  $p$  moves from  $u$  to  $\bar{v}$ .

This case requires  $d(u, v) < w_{uv}$ , as otherwise  $u = \bar{v}$ . Let  $\pi_{uv}$  be a shortest path from  $u$  to  $v$ . The path  $\pi_{uv}$  and the edge  $uv$  form a simple cycle of length  $w_{uv} + d(u, v)$ . The farthest point  $\hat{p}$  from  $p$  on this cycle has network distance  $d(p, \hat{p}) = \frac{w_{uv} + d(u, v)}{2} = d(u, \bar{u}) = d(v, \bar{v})$  to  $p$ . The points  $u, p, \bar{v}$ , and  $\bar{u}$  appear in this order along this cycle. Therefore,  $\hat{p}$  appears between  $\bar{u}$  and  $v$ , which shows  $\hat{p} = \bar{p}$ .

Case (2): Let  $p$  be on  $\bar{v}c$ .

We show that  $v$  is farthest from  $p$  on  $uv$ , i.e.,  $\bar{p} = v$ .

If we walk from  $u$  to  $p$  along  $uv$ , the distance to  $u$  increases from 0 to  $w_{up}$ , until we reach  $\bar{u}$ . Hence, for all points  $q \in up$  we have  $d(p, q) \leq d(p, u) = w_{up}$ . If we walk from  $v$  to  $p$  along  $uv$ , the distance to  $v$  increases from 0 to  $w_{vp}$ , until we reach  $\bar{v}$ . Hence, for all points  $q' \in pv$  we have  $d(p, q') \leq d(p, v) = w_{pv}$ . Since  $p \in uc$ , we have  $w_{up} \leq w_{pv}$  and, thus, infer that  $\bar{p} = v$  and  $d(p, \bar{p}) = w_{pv}$ .

The cases,  $p \in c\bar{u}$  and  $p \in \bar{u}v$ , are symmetric to Case (1) and (2), respectively, because  $w_{u\bar{v}} = w_{\bar{u}v}$ . In summary,

$$\phi_{uv}^{uv}(\lambda) = \max_{q \in uv} d(p(\lambda), q) = \begin{cases} d(u, \bar{u}) & , \text{ if } p(\lambda) \in u\bar{v} \\ w_{p(\lambda)v} & , \text{ if } p(\lambda) \in \bar{v}c \\ w_{up(\lambda)} & , \text{ if } p(\lambda) \in c\bar{u} \\ d(v, \bar{v}) & , \text{ if } p(\lambda) \in \bar{u}v \end{cases} ,$$

which implies the claim, since  $w_{p(\lambda)v} = (1 - \lambda)w_{uv}$ ,  $w_{up(\lambda)} = \lambda w_{uv}$ , and  $d(u, \bar{u}) = d(v, \bar{v}) = \frac{w_{uv} + d(u, v)}{2}$ . □

The eccentricity along an edge  $uv$  of a network with  $m$  edges is the upper envelope of  $m - 1$  functions of the form described in Lemma 5 and Figure 6b and one function of the form described in Lemma 6 and Figure 8b. Thus, it is continuous and piece-wise linear. Next, we bound the number of linear pieces. To break ties, we number the functions  $\phi_{uv}^{st}$  and say that the function with higher number is higher wherever two functions coincide.

**Lemma 7.** *Let  $uv$  be an edge of a network  $G$ , and let  $k$  be the number of edges containing farthest points from some point on  $uv$ . The eccentricity on  $uv$  consists of  $O(k)$  segments.*

*Proof.* For each non-constant segment only the part above the highest intersection with the other segments may appear on the upper envelope, due to the common slopes of the segments. Thus, each of the at most  $2k$  non-constant segments contributes at most two bending points to the upper envelope. Since there is no intersection between two constant segments, this accounts for all bending points of the eccentricity function on  $uv$ , except for the first and the last one. Therefore, the eccentricity function on  $uv$  has at most  $4k + 2$  bending points and, thus, consists of at most  $4k + 1 = O(k)$  segments.  $\square$

## 2.2 The Eccentricity Diagram

Due to the piece-wise linearity of the eccentricity, it suffices to state its value at the points corresponding to the endpoints of linear segments of the upper envelope of the functions  $\phi_{uv}^{st}$ . This describes the eccentricity on the entire network: For a point  $p$  with  $p = (1 - \lambda)a + \lambda b$  on a sub-edge  $ab$  with linear eccentricity we have  $\text{ecc}(p) = (1 - \lambda)\text{ecc}(a) + \lambda\text{ecc}(b)$ . This leads us to the following notion, which is illustrated in Figure 9.

**Definition 8** (Eccentricity Diagram). Let  $G$  be a network. We call the subdivision of  $G$  with linear eccentricity on every edge and with the minimum number of vertices the *eccentricity diagram* of  $G$  and denote it by  $\mathcal{ED}(G)$ .

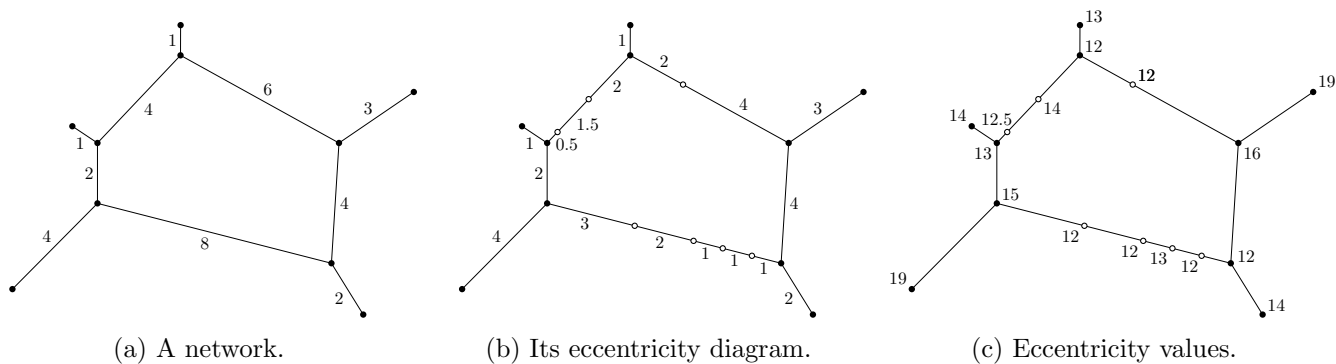
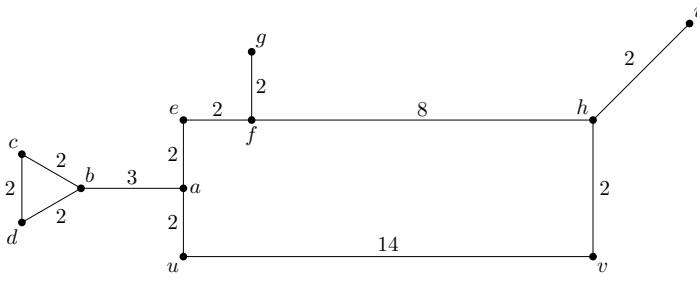


Figure 9: From left (a) to right (c): A (geometric) network  $G$ , its eccentricity diagram  $\mathcal{ED}(G)$  with sub-edge weights, and its eccentricity diagram with the eccentricity at each vertex of  $\mathcal{ED}(G)$ .

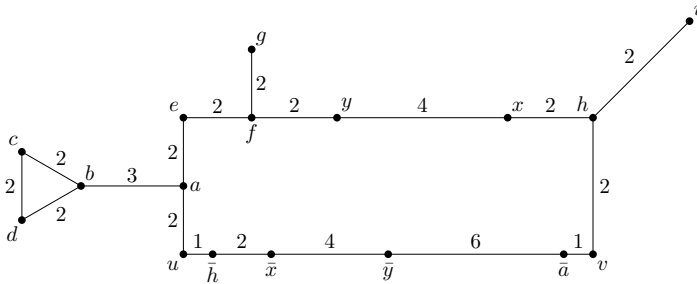
The eccentricity diagram of a network is well-defined and unique, as it can be obtained by subdividing each edge  $uv$  at the finitely many endpoints of the line segments of the eccentricity function on  $uv$ . This yields a finite subdivision with the minimum number of additional vertices. An example is shown in Figure 10.

**Lemma 9.** *The eccentricity diagram of a network  $G = (V, E)$  with  $n$  vertices and  $m$  edges has size  $O(m^2)$  and can be constructed in  $O(m^2 \log n)$  time.*

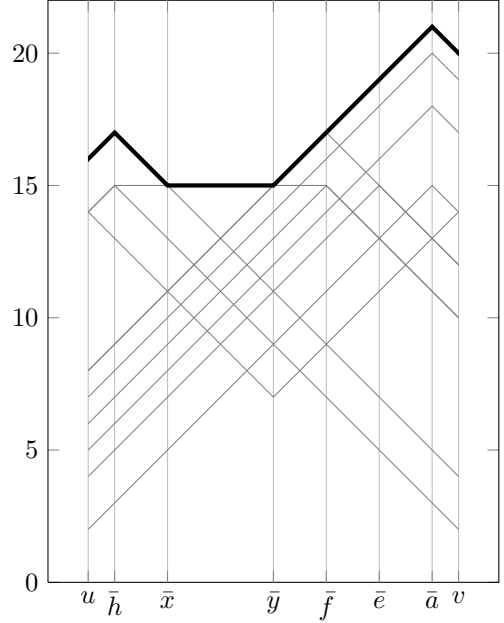
*Proof.* The eccentricity function along each edge  $uv$  consists of  $O(k) = O(m)$  segments, where  $k$  is the number of edges containing farthest points from  $uv$ . As we subdivide each of the  $m$  edges at the bending points of the eccentricity function, we obtain the bound on the size.



(a) A network.



(b) The subdivision of  $uv$ .



(c) The functions  $p(\lambda) \mapsto \phi_{uv}^{st}(\lambda) = \max_{q \in st} d(p(\lambda), q)$ , where  $p(\lambda) = (1 - \lambda)u + \lambda v$  and  $\lambda \in [0, 1]$ , together with their upper envelope.

Figure 10: An example of how the edge  $uv$  of the network in (a) is subdivided (b) in the eccentricity diagram. In (c) we see a plot of the functions  $p(\lambda) \mapsto \phi_{uv}^{st}(\lambda)$  from points  $p$  on  $uv$  to the network distance to their farthest points on each edge  $st$  of the network. The upper envelope (thick, black) of these functions is the eccentricity on  $uv$ . We subdivide the edge  $uv$  at the points  $\bar{h}$ ,  $\bar{x}$ ,  $\bar{y}$ , and  $\bar{a}$  to achieve linear eccentricity on each sub-edge.

We can construct the eccentricity diagram as follows. First, we compute the network distances between all pairs of vertices of  $G$ . We can use, for instance, Johnson’s all-pairs shortest path algorithm [19], which has a running time of  $O(n^2 \log(n) + nm) = O(m^2 \log n)$ . With this information and Lemmas 4 to 6, we can determine the functions  $\phi_{uv}^{st}$  for all edges  $uv, st \in E$ . Then we can compute the upper envelope of the functions  $\phi_{uv}^{st}$  over all edges  $st \in E$ . For instance, Hershberger’s Algorithm [18] can accomplish this task in  $O(m \log n)$  time per edge  $uv$ . The overall construction time is  $O(m^2 \log n)$ .  $\square$

Next, we establish a lower bound on the size of eccentricity diagrams. The corresponding construction in the proof of Lemma 10 below shows that the bound stated in Lemma 9 is tight for planar networks.

**Lemma 10.** *For every  $k, l \in \mathbb{N}$  with  $k \geq 2$  and  $0 < l \leq k^2$ , there is a network with  $4k$  vertices and  $4k - 1 + l$  edges whose eccentricity diagram has size  $\Omega(kl)$ .*

*Proof.* Let  $k \geq 2$  and let  $\epsilon$  be such that  $0 < \epsilon < \frac{1}{k-1}$ . Consider the network  $G_{k,0}$  formed by the black edges of the network depicted in Figure 11. We obtain the network  $G_{k,l}$  by adding  $l$  edges of the form  $v_i u_j$  with  $i, j \in \{1, 2, \dots, k\}$  and weight  $w_{v_i u_j} = k - 1$  to  $G_{k,0}$ . All edge weights are positive, since  $k \geq 2$ . Thus, the network distance is a metric on  $G_{k,l}$ .

Figure 12 illustrates the following arguments. First, consider a non- $G_{k,0}$  edge  $v_i u_j$  with  $i \leq j$ . We show that  $v_i u_j$  will be subdivided into at least  $2k - 2$  sub-edges in the eccentricity diagram of  $G_{k,l}$ , as shown in Figure 12a.

## 2 Eccentricity Diagrams

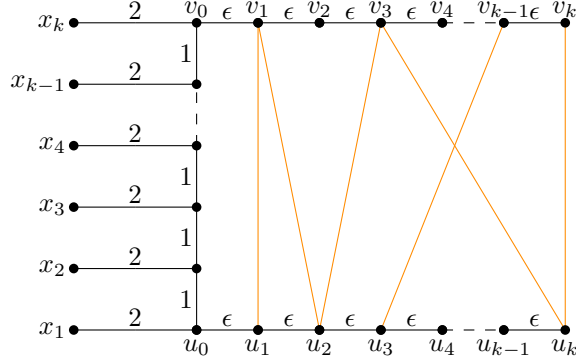
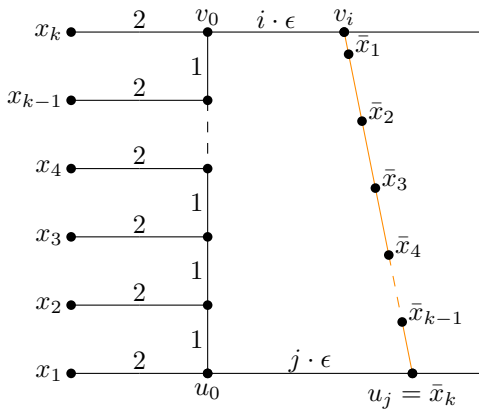
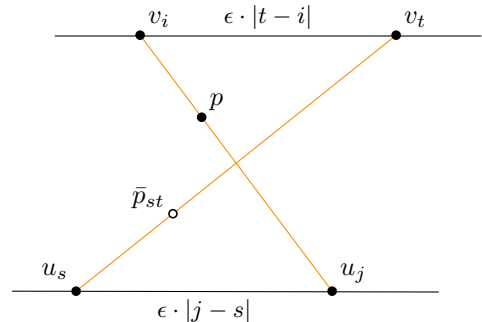


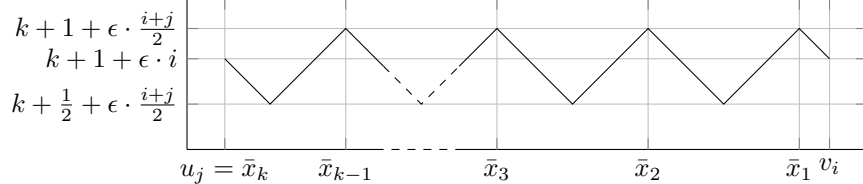
Figure 11: The black edges form the network  $G_{k,0}$ . Adding  $l$  orange edges  $v_i u_j$  with edge weight  $w_{v_i u_j} = k - 1$  and  $i, j \in \{1, 2, \dots, k\}$  yields a network  $G_{k,l}$ .



(a) The farthest point  $\bar{x}_r$  from vertex  $x_r$  on the edge  $v_i u_j$  with  $i \leq j$  for all  $r = 1, 2, \dots, k$ .



(b) The farthest point  $\bar{p}_{st}$  from  $p \in v_i u_j$  on another non- $G_{k,0}$  edge  $u_s v_t$ .



(c) The distance from any point  $p$  on  $u_j v_i$  to the farthest among  $x_1, x_2, \dots, x_k$ .

Figure 12: An illustration of the arguments in the proof of Lemma 10. Any non- $G_{k,0}$  edge  $u_j v_i$  in network  $G_{k,l}$  is subdivided (a) into  $k$  edges in the eccentricity diagram of  $G_{k,l}$ . We show that the distance from any point  $p$  on  $u_j v_i$  to the farthest point  $\bar{p}_{st}$  on another non- $G_{k,0}$  edge  $u_s v_t$  (b) is smaller than the distance to the farthest point among  $x_1, x_2, \dots, x_k$  (c).

For each  $r = 1, 2, \dots, k$ , let  $\bar{x}_r$  be the point on  $v_i u_j$  that is farthest from  $x_r$ . Then we have  $d(x_r, \bar{x}_r) = k + 1 + \epsilon \frac{i+j}{2}$ , for each  $r = 1, 2, \dots, k - 1$  and  $\bar{x}_k = u_j$  with  $d(x_k, \bar{x}_k) = d(x_k, u_j) = k + 1 + \epsilon i$ .

A plot of the mapping  $p \mapsto \max_{r=1}^k d(p, x_r)$  from the points  $p$  on  $u_j v_i$  to their farthest point(s) among  $x_1, x_2, \dots, x_r$  is shown in Figure 12c. We claim that this function coincides with the eccentricity function, i.e., that  $x_1, x_2, \dots, x_r$  are the only eccentric points from the edge  $u_j v_i$ : We observe that the maximum distance to any of the vertices  $x_1, x_2, \dots, x_r$  is always at least  $k + \frac{1}{2} + \epsilon \cdot \frac{i+j}{2} > k + \epsilon$ .

## 2 Eccentricity Diagrams

On the other hand, all points on the network have distance at most  $k$  from  $p$ , except for points on edges incident to any of  $x_1, x_2, \dots, x_k$ . Let  $\bar{p}_{st}$  be the farthest point from  $p$  on the edge  $u_s v_t$  as shown in Figure 12b. Here we have  $d(p, \bar{p}_{st}) < k$  because

$$\begin{aligned} d(p, \bar{p}_{st}) &= \frac{d(p, u_s) + d(p, v_t) + w_{u_s v_t}}{2}, \\ &= \frac{w_{pu_j} + \epsilon \cdot |j - s| + w_{pv_i} + \epsilon \cdot |i - t| + w_{u_s v_t}}{2}, \\ &= \frac{w_{u_s v_t} + w_{u_j v_i} + \epsilon \cdot (|j - s| + |i - t|)}{2}, \\ &= k - 1 + \epsilon \cdot \frac{|j - s| + |i - t|}{2}, \\ &\leq k - 1 + \epsilon \cdot (k - 1) < k. \end{aligned}$$

Therefore, Figure 12c shows the eccentricity along  $v_i u_j$ . If  $i = j$  then this function consists of  $2k - 2$  segments and  $2k - 1$  otherwise. This is true for any of the  $l$  non- $G_{k,0}$  edges. Hence, there are at least  $4k - 1 + l \cdot (2k - 2) \in \Omega(lk)$  edges in the eccentricity diagram of  $G_{k,l}$ .  $\square$

**Corollary 11.** *For all  $n, m \in \mathbb{N}$  with  $m \in \omega(n)$  and  $n \geq 8$ , there exists a network with  $n$  vertices and  $m$  edges whose eccentricity diagram has size  $\Omega(nm)$ .*

*Proof.* Let  $n \geq 8$  and  $m \in \omega(n)$ . Consider  $G_{k,0}$  from the proof of Lemma 10 with  $k = \lfloor \frac{n}{4} \rfloor$ . By adding  $l = m - n + 1$  edges of the form  $v_i u_j$ ,  $i, j = 1, 2, \dots, k$ , we obtain a network  $G_{k,l}$  with  $k = \Theta(n)$  and  $l = \Theta(m)$ . According to Lemma 10, the eccentricity diagram of  $G_{k,l}$  has size  $\Omega(kl) = \Omega(nm)$ . Subdividing  $m \bmod 4$  edges of  $G_{k,l}$  yields a network with the same property and exactly  $n$  vertices and  $m$  edges.  $\square$

**Corollary 12.** *For all  $n \in \mathbb{N}$  with  $n \geq 8$ , there exists a planar network with  $n$  vertices whose eccentricity diagram has size  $\Omega(n^2)$ .*

*Proof.* Let  $n \geq 8$ . Consider  $G_{k,0}$  from the proof of Lemma 10 with  $k = \lfloor \frac{n}{4} \rfloor \in \Theta(n)$ . By adding all edges of the form  $v_i u_i$  for  $i = 1, 2, \dots, k$ , we obtain a planar network  $G_{k,k}$ . According to Lemma 10, the eccentricity diagram of this network has size  $\Omega(k^2) = \Omega(n^2)$ . Subdividing  $n \bmod 4$  edges of  $G_{k,k}$  yields a network with the same property and exactly  $n$  vertices.  $\square$

### 2.3 A Data Structure for Eccentricity Queries

Assume we are given the eccentricity diagram  $\mathcal{ED}(G)$  of a network  $G$  as well as the eccentricity  $\text{ecc}(x)$  of each vertex  $x$  of  $\mathcal{ED}(G)$ . Then we can answer queries for the eccentricity  $\text{ecc}(p)$  of any point  $p$  on  $G$ : It suffices to identify the edge  $ab$  of  $\mathcal{ED}(G)$  containing  $p$ , since

$$\text{ecc}(p) = \left(1 - \frac{w_{ap}}{w_{ab}}\right) \text{ecc}(a) + \frac{w_{ap}}{w_{ab}} \text{ecc}(b).$$

Recall that eccentricity queries consist of a point  $p$  on  $G$  and the edge  $uv$  containing  $p$ . For each edge  $uv$  of  $G$ , we store the vertices  $x \in uv$  of  $\mathcal{ED}(G)$  (e.g., in an array or in a balanced binary search tree) sorted by the fraction  $\frac{w_{ux}}{w_{uv}}$  at which  $x$  subdivides  $uv$ . Then we can find the sub-edge  $ab$  containing  $p$  with a binary search for  $\frac{w_{up}}{w_{uv}}$  in  $O(\log n)$  time, as there are at most  $O(m) = O(n^2)$  vertices of  $\mathcal{ED}(G)$  on  $uv$ .

**Theorem 13.** *Given a network  $G$  with  $n$  vertices and  $m$  edges. There is a data structure that can be constructed in  $O(m^2 \log n)$  time and has size  $O(m^2)$  supporting queries for the eccentricity of any point  $p$  on  $G$  in  $O(\log n)$  time, provided that the edge  $uv$  of  $G$  containing  $p$  is given.*

### 3 Network Farthest-Point Diagrams

Apart from the network distance towards farthest points, we are also interested in their location: We seek to query for the set of all farthest points from any point  $g$  on a network  $G$ . This suggests that we subdivide the network into parts with a common set of farthest points and then find the part containing  $g$ . In order to analyze this approach, we formally define this subdivision, which is the farthest-point Voronoi diagram whose metric space consists of all points on  $G$  and the network distance  $d_G(\cdot, \cdot)$  and whose sites are all points on  $G$ .

#### 3.1 Farthest-Point Network Voronoi Link Diagrams

**Definition 14** (Farthest-Point Network Voronoi Link Diagram). Let  $G$  be a network.

- (i) Let  $g$  be a point on  $G$ . The set of points on  $G$  to whom  $g$  is a farthest point is denoted by  $\mathcal{V}_{\text{far-net}}(g)$ , i.e.,

$$\mathcal{V}_{\text{far-net}}(g) := \{p \in G : \forall g' \in G : d(p, g') \leq d(p, g)\}.$$

We call  $\mathcal{V}_{\text{far-net}}(g)$  the *farthest-point network Voronoi link cell* of  $g$ .

- (ii) We obtain the *farthest-point network Voronoi link diagram* of  $G$  by subdividing  $G$  at each boundary point of the non-empty farthest-point network Voronoi link cells, i.e., at all points in the set  $\mathcal{S} := \bigcup_{g \in G} \partial \mathcal{V}_{\text{far-net}}(g)$ .
- (iii) We say that a farthest-point network Voronoi link diagram is *finite* if and only if  $\mathcal{S}$  is finite.

Finite farthest-point network Voronoi link diagrams are, by definition, (finite) networks with finitely many vertices. Infinite farthest-point network Voronoi link diagrams, on the other hand, are *infinite networks* with infinitely many vertices and degenerate edges that are reduced to single points, as shown in Figure 13b. Traditionally, Voronoi diagrams are determined by a finite set of sites. The *farthest-point Voronoi diagram* [25, Section 3.3] subdivides the plane into regions with a common farthest point among finitely many points in the plane. The *network Voronoi link diagram* [25, Section 3.8] subdivides a network into parts with common closest vertices among finitely many vertices. The farthest-point network Voronoi link diagram differs from other Voronoi diagrams in at least two ways. First, we are unaware which points are the sites, i.e., which points on a network are farthest points. Second, there are infinitely many farthest points when the farthest-point network Voronoi link diagram is infinite, as depicted in Figure 13. We cannot immediately apply known methods to produce farthest-point network Voronoi link diagrams, and we cannot use these diagrams for farthest-point-set queries in the infinite case.



Figure 13: The farthest-point network Voronoi link diagrams for two networks. Parts that have a common farthest point (square) are indicated in colour. In the finite case (a), the network is subdivided into regions with a fixed farthest point. In the infinite case (b), we have a different behaviour on the vertical edges (black): When the point  $p$  is moved upwards, its two farthest points  $\bar{p}$  and  $\bar{p}'$  move downwards accordingly. No two points on this edge have a common farthest point.

### 3 Network Farthest-Point Diagrams

Characterizing the finiteness of farthest-point network Voronoi diagrams reveals how we can avoid the difficulties of the infinite case. The following auxiliary lemma will help us with this characterization.

**Lemma 15.** *Given an edge  $uv$  of a network  $G$  and a point  $g$  on  $G$ . The set of points on  $uv$  that have  $g$  as a farthest point, i.e., the set  $\mathcal{V}_{\text{far-net}}(g) \cap uv$ , is a (possibly empty) interval on  $uv$ .*

*Proof.* Assume, for the sake of a contradiction, that the statement is false. Then, there are points  $a$  and  $b$  on  $uv$  such that  $g$  is eccentric to  $a$  and  $b$  but not to some point  $c$  on  $ab$ . Let  $\bar{g}'$  be a farthest point from  $c$  in  $G$ . Figure 14 shows a sketch of this (impossible) constellation.

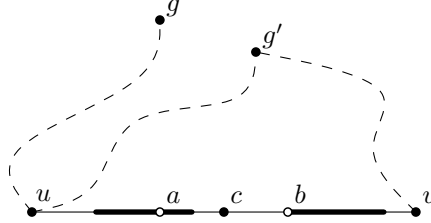


Figure 14: The impossible constellation where the points on an edge  $uv$  that have  $g$  as farthest point consists of two disjoint intervals (thick, black). There would be two points  $a$  and  $b$  in these intervals such that the farthest point  $\bar{c}$  of the midpoint  $c$  of  $ab$  is different from  $g$ .

We first argue why  $g$  cannot be contained in  $ab$ . Lemma 6 implies that if  $g \in uv$  and if  $g$  is farthest from both  $a$  and  $b$ , then we have either  $g = u$  or  $g = v$ . Recall that no two points on sub-edges with constant value of  $\phi_{uv}^{uv}$  have the same farthest points on  $uv$ , and that all points on the sub-edges of  $uv$  with increasing (respectively decreasing) value of  $\phi_{uv}^{uv}$  have  $v$  (respectively  $u$ ) as their farthest point on  $uv$ . We have  $g \notin ab$  in either case.

Let  $\bar{g}$  be the farthest point from  $g$  on  $ab$ . Without loss of generality,  $c$  is located on  $a\bar{g}$ . As we walk from  $a$  to  $c$  along  $uv$ , the network distance to any point  $q$  in the network can change by at most  $w_{ac}$ , i.e., for all  $q$  on  $G$  we have  $|d(c, q) - d(a, q)| \leq w_{ac}$ . The distance to  $g$  increases by exactly this amount as the network distance to  $g$  is increasing on the sub-edge  $a\bar{g}$ , which includes the sub-edge  $ac$ , i.e.,  $d(c, g) - d(a, g) = w_{ac}$ .

We assume that  $g$  is eccentric to  $a$  and  $b$  but not to  $c$ , i.e.,  $d(c, g) < d(c, g')$ ,  $d(a, g') \leq d(a, g) = \text{ecc}(a)$ , and  $d(b, g') \leq d(b, g) = \text{ecc}(g)$  for some point  $g'$  on  $G$ . Therefore, the increase in the network distance to  $g'$  on  $ac$  must be strictly higher than the increase in network distance to  $g$  on  $ac$ , i.e.,  $d(c, g') - d(a, g') > d(c, g) - d(a, g)$ . This contradicts the assessment that the network distance to  $g$  already achieves the maximum possible increase of  $w_{ac}$  along  $ac$ . Therefore,  $g'$  cannot exist and the claim follows.  $\square$

**Theorem 16.** *Let  $G$  be a network. The farthest-point network Voronoi link diagram of  $G$  is finite if and only if there is no edge  $ab$  in the eccentricity diagram  $\mathcal{ED}(G)$  of  $G$  such that the eccentricity is constant on  $ab$ .*

*Proof.* Let the farthest-point network Voronoi link diagram of  $G$  be finite. First, we show that there are only finitely many points on  $G$  that are farthest from some point on  $G$ . We then infer that no sub-edge with constant eccentricity exists in  $G$ , and thus, no edge with constant eccentricity in  $\mathcal{ED}(G)$ .

Each of the finitely many boundary points of the farthest-point network Voronoi link cell has at most one farthest point per each edge of  $G$ . Since there is no change to the set of farthest points within the farthest-point network Voronoi link cells, there are only finitely many points on  $G$  that are farthest from some point on  $G$ . Let  $g_1, g_2, \dots, g_k$  be these points. As we walk along an edge  $uv$  of  $G$ , the network distance to  $g_i$  strictly increases from  $u$  to  $\bar{g}_i$ , the farthest point from  $g_i$  on  $uv$ , and then strictly decreases until  $v$ , as illustrated in Figure 15. Since the eccentricity on  $uv$  is the upper envelope of the network distances to the points  $g_1, g_2, \dots, g_k$ , the eccentricity cannot be locally constant on  $uv$  and there is no sub-edge of  $G$  with constant eccentricity.



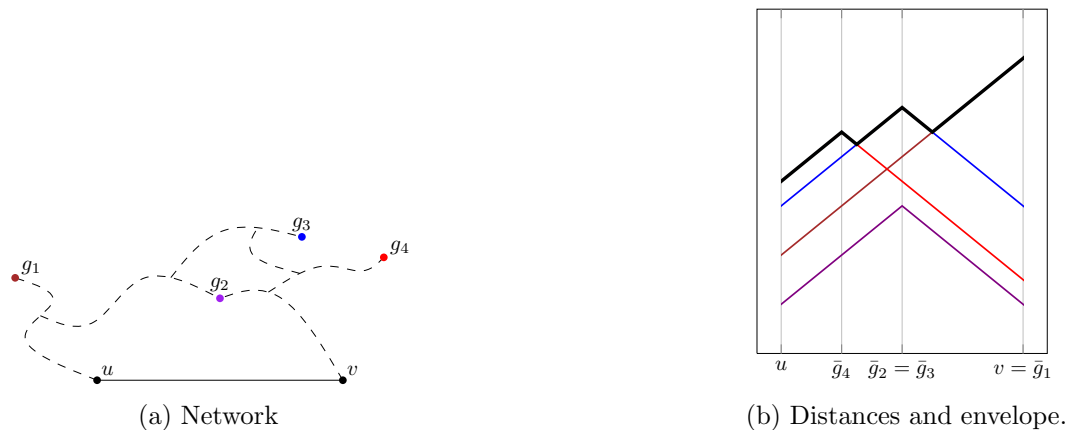


Figure 15: On the left (a), a sketch of a network with finitely many farthest points  $g_1, g_2, g_3,$  and  $g_4$ . On the right (b), a plot of the network distances (coloured) to the points  $g_i$  on edge  $uv$ . The upper envelope (black) of these finitely many non-constant functions cannot be locally constant on  $uv$ .



Figure 16: A sub-edge  $ab$  of an edge  $uv$  of  $G$  with strictly increasing eccentricity. Any shortest path (orange) from a point  $p \in ab$  to a farthest point  $\bar{p}$  from  $p$  leaves  $uv$  via  $u$ . Thus,  $\bar{p}$  is also a farthest point of  $u$ .

Conversely, let there be no edge in the eccentricity diagram of  $G$  with constant eccentricity. Let  $ab$  be an edge of  $\mathcal{ED}(G)$  that is a sub-edge of edge  $uv$  of  $G$ . The eccentricity strictly increases or strictly decreases from  $a$  to  $b$ . Assume, without loss of generality, that the former is true as shown in Figure 16. Now, let  $p$  be a point on  $ab$ , and let  $\bar{p}$  be a farthest point from  $p$  in  $G$ . Every shortest path from  $p$  to  $\bar{p}$  leaves  $uv$  through  $u$ . Thus, any farthest point from  $p$  is also a farthest point from  $u$ . Therefore, there cannot be more non-empty farthest-point network Voronoi link cells than vertices of  $G$ . Due to Lemma 15, these have at most two boundary points in the interior of each edge. Hence, the number of boundary points is finite and so is the farthest-point network Voronoi link diagram.  $\square$

### 3.2 Network Farthest-Point Diagrams

Theorem 16 shows that there are two ways in which farthest points change as we move along an edge of a network. First, the farthest points can remain the same. This happens if we move along a sub-edge with ascending or descending eccentricity. Second, the farthest points can all move staying at the same distance. This happens if we move along a sub-edge with constant eccentricity. In both cases, the edges containing farthest points change at most finitely often. Knowing the edges containing farthest points suffices to reconstruct the farthest points. We obtain a finite representation of the farthest-point network Voronoi link diagram by subdividing the edges of the eccentricity diagram depending on which edges of the network contain farthest points.

**Definition 17** (Network Farthest-Point Diagram). Let  $G$  be a network. Consider the subdivisions of the eccentricity diagram  $\mathcal{ED}(G)$  of  $G$  such that the points in the interior of every edge  $uv$  of the subdivision have a common set of edges of  $G$  containing their farthest points, i.e., for all edges  $e$  of  $G$  and all  $p, q \in uv \setminus \{u, v\}$

$$\exists \bar{p} \in e: d(p, \bar{p}) = \text{ecc}(p) \iff \exists \bar{q} \in e: d(q, \bar{q}) = \text{ecc}(q).$$

Among these subdivisions, we call the one with the least number of additional vertices the *network farthest-point diagram* of  $G$  and denote it by  $\mathcal{FD}(G)$ .

Network farthest-point diagrams are well-defined and unique: We subdivide an edge of the eccentricity diagram wherever the set of edges containing farthest points changes. This occurs at most  $O(m)$  times, i.e., when one of the functions  $\phi_{uv}^{st}$  joins with or departs from the eccentricity function, as shown in Figure 17.

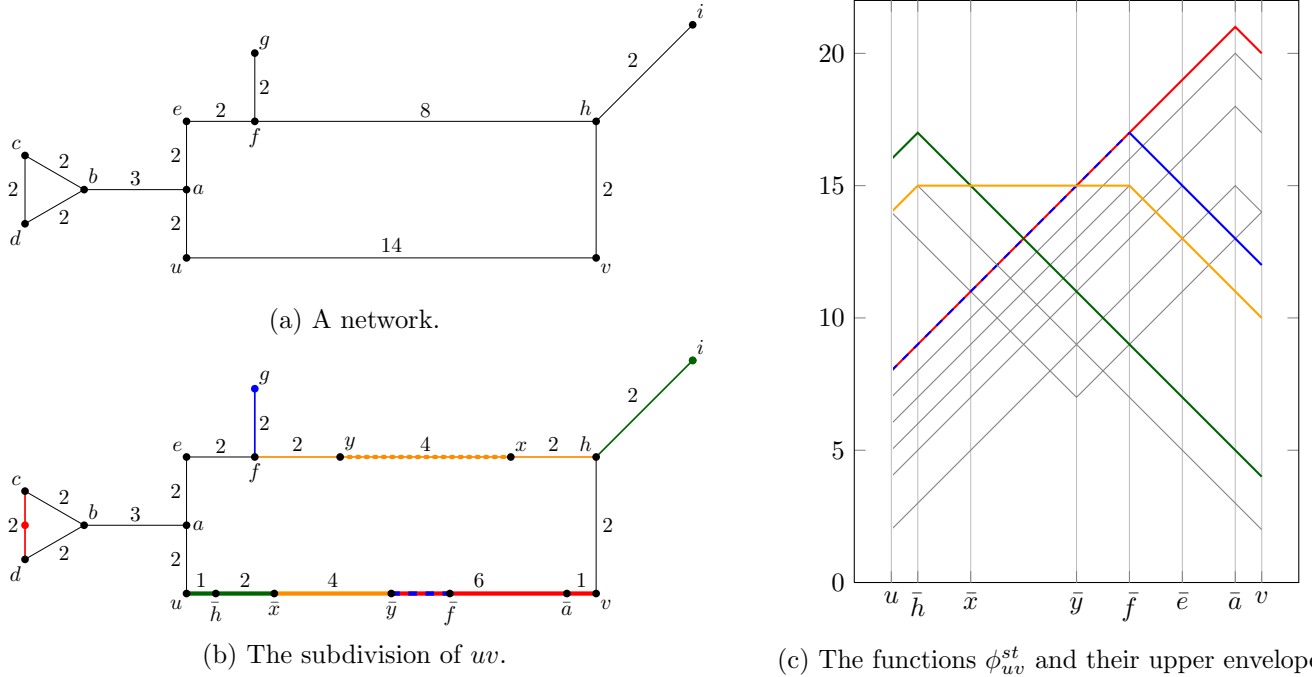


Figure 17: An example for the network farthest-point diagram for the network in (a). The upper envelope of the functions  $\phi_{uv}^{st}$ , which is shown in (c), reveals which edges contain farthest points. On the left (b) shows the network farthest-point diagram on  $uv$ . The farthest points from  $uv$  are located at the dot(ted segments) of matching colour: For instance, the sub-edge  $xy$  contains the farthest point for each point on the sub-edge  $\bar{x}\bar{y}$ , and vertex  $i$  is the farthest point for all points on the sub-edge  $u\bar{v}$ .

Storing the edges containing farthest points with every edge of the network farthest-point diagram yields a data structure for farthest-point-set queries of size  $O(m^3)$ , since there are  $O(m)$  farthest points for each of the  $O(m^2)$  edges of  $\mathcal{FD}(G)$ . We answer a farthest-point-set query for a point  $p$  on edge  $uv$  as follows. First, we identify the edge  $ab$  in  $\mathcal{FD}(G)$  containing  $p$ , using binary search. A list of the edges containing farthest points from  $p$  is stored with  $ab$ . For each edge  $st$  in this list, we compute the farthest point from  $p$  on  $st$ . This takes constant time per edge using Lemma 4. Thus, if  $p$  has  $k$  farthest points, we can report them in  $O(k + \log n)$  time.

**Theorem 18.** *Given a network  $G$  with  $n$  vertices and  $m$  edges. There is a data structure with size and construction time  $O(m^3)$  supporting farthest-point-set queries on  $G$  in  $O(k + \log n)$  time, where  $k$  is the number of reported farthest points.*

## 4 A Data Structure for Eccentricity, $R$ -Far, and Farthest-Point-Set Queries

When analyzing the location of a service facility in a network of roads, we may want to determine the part of the network that is ill-served, i.e., farther away from the facility than some critical threshold  $R$ . We introduce a data structure for  $R$ -far queries, which consists of a point  $p$  on a network  $G$ , and a value  $R > 0$ . We seek the part of  $G$  with network distance at least  $R$  to the query point  $p$ .

We develop a data structure for  $R$ -far queries from a fixed edge  $uv$  and then build this data structure for every edge. To answer  $R$ -far queries from edge  $uv$  we perform two tasks: The first task is to compute the part of an edge  $st$  consisting of the  $R$ -far points from query point  $p$ , i.e., the points  $q$  on  $st$  with  $d(p, q) \geq R$ . The second task is to identify those edges of the network that contain  $R$ -far points without inspecting all edges.

Consider a point  $p(\lambda)$  on edge  $uv$  with  $p(\lambda) = (1 - \lambda)u + \lambda v$  for some  $\lambda \in [0, 1]$ , and consider another edge  $st$ . Let  $\bar{p}(\lambda)$  be the farthest point from  $p(\lambda)$  on edge  $st$ . The set of  $R$ -far points on  $st$  is the sub-edge of points  $q$  with  $w_{q\bar{p}(\lambda)} \leq \phi_{uv}^{st}(\lambda) - R$ , since the distance to  $p$  decreases from  $\bar{p}$  to  $v$  and from  $\bar{p}$  to  $u$ .

We rephrase the task to find all edges containing  $R$ -far points as ray shooting problem. An edge  $st$  contains  $R$ -far points from  $p(\lambda)$  if and only if  $\bar{p}(\lambda)$  is  $R$ -far, i.e., if and only if  $d(p(\lambda), \bar{p}(\lambda)) = \phi_{uv}^{st}(\lambda) \geq R$ . Thus, we seek the functions  $\phi_{uv}^{st}$ , for all edges  $st$ , whose height at  $\lambda$  is at least  $R$ , or, in other words, who are intersected by a vertical ray  $\vec{r}$  that shoots upwards from the point  $(\lambda, R)$ , as shown in Figure 18. We solve this ray shooting problem separately for the line segments of the functions  $\phi_{uv}^{st}$  with a common slope ( $w_{uv}$ , zero, or  $-w_{uv}$ ). We use segment trees [5, 6] and exploit that line segments with a common slope have a vertical order.

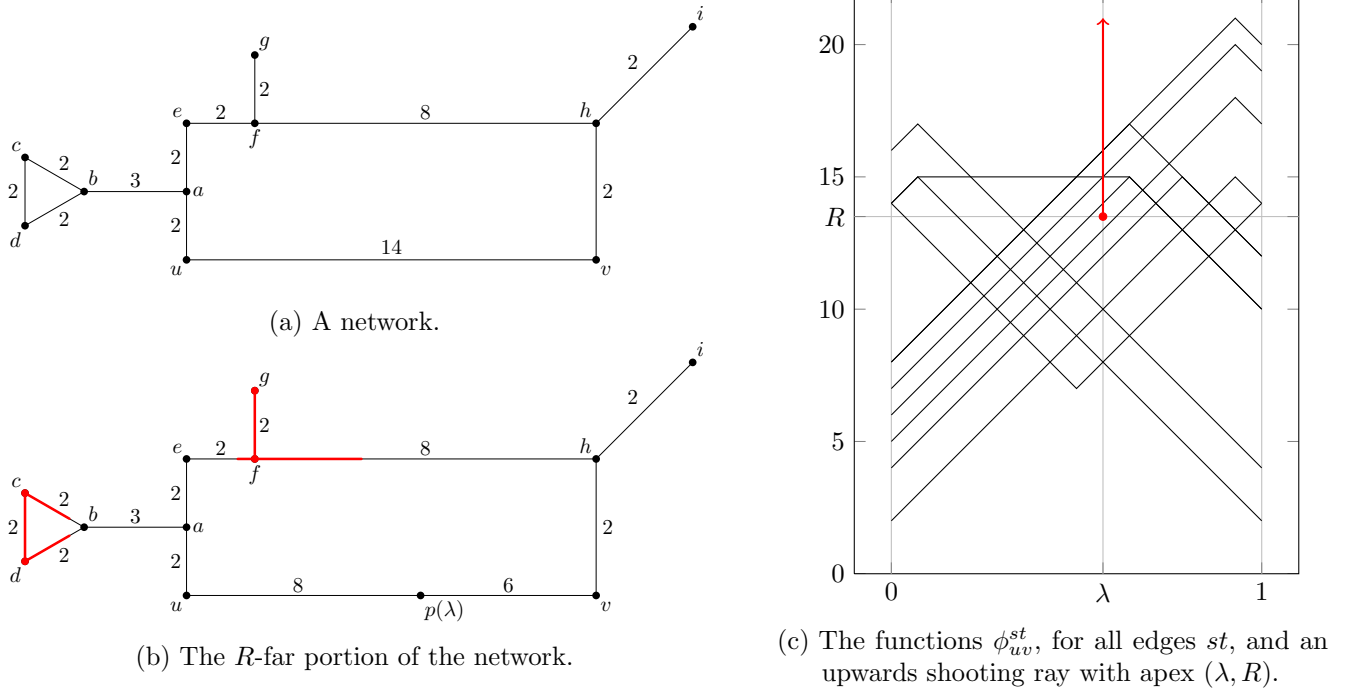


Figure 18: An example for the correspondence between an  $R$ -far query in the network and a vertical ray stabbing query. On the upper left (a), we see a network  $G$ . On the lower left (b), we see the answer (red) to an  $R$ -far query at  $p(\lambda) = (1 - \lambda)u + \lambda v$  on edge  $uv$  of  $G$  with  $\lambda = \frac{8}{14}$  and  $R = 13.5$ . On the right (c), we see the corresponding ray stabbing query. The functions  $\phi_{uv}^{st}$  that are stabbed by the ray (red) contain  $R$ -far points from the query point  $p(\lambda)$ .

**Lemma 19** ([5, 6]). *Let  $L$  be a set of  $N$  vertically ordered line segments in  $\mathbb{R}^2$ . There is a data structure that reports all  $k$  line segments in  $L$  that are intersected by a vertical ray shooting upwards from a query point  $(x, y)$  in  $O(k + \log N)$  time. This data structure has construction time and size  $O(N \log N)$ .*

Our data structure for  $R$ -far queries on an edge  $uv$  consists of three segment trees  $T_{\text{asc}}$ ,  $T_{\text{con}}$ , and  $T_{\text{des}}$  containing the ascending, constant, and descending line segments of the functions  $\phi_{uv}^{st}$  for all edges  $st$  in decreasing vertical order. These segment trees allow us to compute the  $k$  edges of the network containing  $R$ -far points from a query point  $p(\lambda) = (1 - \lambda)u + \lambda v$  in  $O(k + \log n)$  time with a ray shooting query for the ray shooting upwards from  $(\lambda, R)$ .

**Lemma 20.** *Let  $uv$  be an edge in a network with  $n$  vertices and  $m$  edges. There is a data structure that supports  $R$ -far queries from points on  $uv$  in  $O(k + \log n)$  time, where  $k$  is the number of edges containing  $R$ -far points from the query point. This data structure has size and construction time  $O(m \log n)$ .*

We can use this data structure for eccentricity queries and farthest-point set queries on edge  $uv$ , as well. For eccentricity queries, we keep track of the maximum heights at  $\lambda$  of the line segments stored at the heads of the lists encountered as we follow the search path for  $\lambda$ . The maximum height is the eccentricity of  $p(\lambda)$ , since it is the greatest value among  $\phi_{uv}^{st}(\lambda)$  for all edges  $st$  of  $G$ . This query takes  $O(\log n)$  time, since we only have to inspect the heads of the  $O(\log n)$  lists along the search path. For farthest-point set queries, we first determine the eccentricity of  $p(\lambda)$  and then perform a  $R$ -far query with  $R = \text{ecc}(p(\lambda))$ . We obtain our final data structure for all three types of queries by building the data structure from Lemma 20 for each edge of the network.

**Theorem 21.** *Given a network  $G$  with  $n$  vertices and  $m$  edges. There is a data structure with size and construction time  $O(m^2 \log n)$  supporting eccentricity queries,  $R$ -far queries, and farthest-point-set queries from any query point  $p$  on  $G$ . Let  $k$  denote the number of edges containing  $R$ -far points from  $p$ , and let  $k'$  denote the number of farthest points from  $p$  in  $G$ . Using the data structure, an eccentricity query takes  $O(\log n)$  time, an  $R$ -far query takes  $O(k + \log n)$  time, and a farthest-point-set query takes  $O(k' + \log n)$  time.*

## 5 The Minimum Eccentricity Feed-Link Problem

In this section, we solve the feed-link problem.

**Problem 3** (Feed-links and the Minimum Eccentricity Feed-Link Problem). Let  $p \in \mathbb{R}^2$  be a point and  $G = (V, E)$  be a straight-line embedded network with geometric edge weights.

- (i) A straight-line segment  $pq$  with  $q \in G$  is called a *feed-link* connecting  $p$  to  $G$  and  $q$  is called the *anchor* of this feed-link. The network that results from subdividing the edge containing  $q$  at  $q$  and adding the edge  $pq$  is denoted by  $G + pq$ . It is referred to as the *extension* of  $G$  by the feed-link  $pq$ .
- (ii) We call the task of finding a point  $q$  on  $G$  such that the feed-link  $pq$  with anchor  $q$  minimizes the eccentricity of  $p$  with respect to  $G + pq$ , i.e., the task of finding a point  $q$  on  $G$  that minimizes the expression

$$\text{ecc}_{G+pq}(p) = |pq| + \text{ecc}_G(q) = |pq| + \max_{r \in G} d_G(q, r), \quad (1)$$

the *minimum eccentricity feed-link problem*.

We treat two versions of the minimum eccentricity feed-link problem. In the static version, we have a fixed network  $G$  and a fixed point  $p$  that we wish to connect to  $G$ . Here, we seek the optimal feed-link for  $G$  and  $p$ . In the query version of the problem, we have a fixed network  $G$  and a query consists of a point  $p$  that we wish to connect to  $G$ . Here, we seek a data structure that can answer queries of this type efficiently.

## 5.1 The Static Version

The dependence upon the eccentricity  $\text{ecc}_G(q)$  of the anchor point  $q$  in (1) shows the connection between farthest-point information on networks and the minimal eccentricity feed-link problem. This dependence determines necessary conditions on the optimal feed-link.

**Lemma 22.** *Let  $G$  be a geometric network. Let the point  $q$  on  $G$  be the anchor of an optimal feed-link for the point  $p \in \mathbb{R}^2$ . Then the eccentricity on  $G$  has a local minimum at  $q$ . Furthermore, if  $q$  is located on an edge  $uv$  of  $\mathcal{ED}(G)$  with constant eccentricity, then  $q$  is the closest point to  $p$  on  $uv$  with respect to Euclidean distance.*

*Proof.* Let  $uv$  be the edge of  $\mathcal{ED}(G)$  containing the optimal anchor  $q$  of a feed-link from  $p$  to  $G$ .

Case (1): Let the eccentricity be increasing on  $uv$  with  $\text{ecc}_G(u) < \text{ecc}_G(v)$ . Then we have

$$\begin{aligned} \text{ecc}_{G+pq}(p) &= |pq| + \text{ecc}_G(q) \\ &\geq |pu| - |uq| + \text{ecc}_G(q) \\ &= |pu| - |uq| + \text{ecc}_G(u) + |uq| && \text{as the eccentricity is increasing on } uv, \\ &= |pu| + \text{ecc}_G(u) \\ &= \text{ecc}_{G+pu}(p) . \end{aligned}$$

Therefore, the optimal anchor among all points on  $uv$  is  $u$ , i.e.,  $q = u$ .

Case (2): Let the eccentricity be constant on  $uv$ , and let  $q'$  be the closest point from  $p$  on  $uv$ .

$$\begin{aligned} \text{ecc}_{G+pq}(p) &= |pq| + \text{ecc}_G(q) \\ &= |pq| + \text{ecc}_G(q') && \text{as the eccentricity is constant on } uv, \\ &\geq |pq'| + \text{ecc}_G(q') && \text{by choice of } q', \\ &= \text{ecc}_{G+pq'}(p) . \end{aligned}$$

Therefore, the optimal anchor among all points on  $uv$  is  $q'$ , i.e.,  $q = q'$ . □

Using Lemma 22, we can solve the minimum eccentricity feed-link problem as follows. First, we compute the eccentricity diagram  $\mathcal{ED}(G)$  of the network  $G$ . Second, we read the sub-edges of  $G$  with locally minimal eccentricity from  $\mathcal{ED}(G)$ . These sub-edges are the edges of  $\mathcal{ED}(G)$  with constant eccentricity and the vertices of  $\mathcal{ED}(G)$ —which we treat as sub-edges reduced to single points—whose neighbours in  $\mathcal{ED}(G)$  have greater eccentricity. Let  $S$  be the set of sub-edges with locally minimal eccentricity. Third, we determine a candidate  $q$  for the optimal anchor on each sub-edge with locally minimal eccentricity. Among these candidates we select the one with the lowest value of  $|pq| + \text{ecc}_G(q)$ . An example is show in Figure 19. The first step takes  $O(m^2 \log n)$  time as discussed in Section 2. The second step can be done alongside with the computation of the eccentricity diagram. The third step takes  $O(|S|)$  time, where  $|S| \in O(m^2)$ .

**Theorem 23.** *Given a geometric network  $G$  with  $n$  vertices and  $m$  edges, and a point  $p \in \mathbb{R}^2$ . Assume we are given the  $\ell$  sub-edges of  $G$  with locally minimal eccentricity. Then we can solve the minimum eccentricity feed-link problem with respect to  $G$  and  $p$  in  $O(\ell)$  time.*

**Corollary 24.** *Given a geometric network  $G$  with  $n$  vertices and  $m$  edges, and a point  $p \in \mathbb{R}^2$ . We can solve the minimum eccentricity feed-link problem with respect to  $G$  and  $p$  in  $O(m^2 \log n)$  time.*

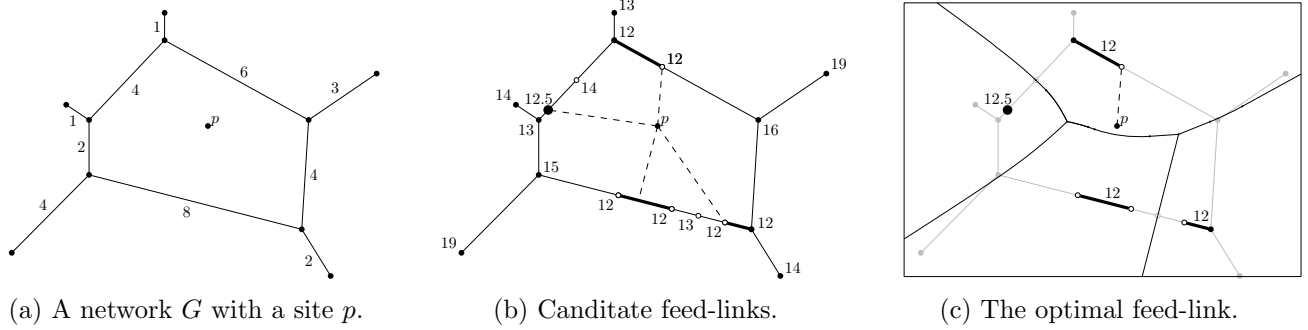


Figure 19: From left (a) to right (c): An instance of the minimum eccentricity feed-link problem. The candidates for optimal feed-links (dashed) and local minima (thick, black) of the eccentricity function. The subdivision of the plane into regions with a common sub-edge containing an optimal feed-link.

## 5.2 The Query Version

Now we address the query version, where the network  $G$  is fixed and a query consists of the point  $p$ . Throughout the following let  $S$  be the set of sub-edges of  $G$  with locally minimal eccentricity, and let  $\ell = |S|$ .

Using the solution for the static problem, we can create a data structure with size  $O(\ell)$  and construction time  $O(m^2 \log n)$  that answers queries for the optimal feed-link in  $O(\ell)$  time. This data structure consists of the set  $S$ , and we obtain it by computing the eccentricity diagram and recording the local minima of the eccentricity. We improve the query time—at the expense of space consumption and construction time—by rephrasing the minimum eccentricity feed-link problem as a point location problem in a special type of Voronoi diagram.

We denote the Euclidean distance between a point  $p \in \mathbb{R}^2$  and a segment  $s \in S$  by  $d_2(p, s)$ , i.e.,  $d_2(p, s) = \min_{q \in s} |pq|$ . By definition, the eccentricity with respect to the network  $G$  is constant on all segments  $s \in S$ . We write  $\text{ecc}(s)$  to denote the eccentricity of the points on  $s$ . With this notation, the optimal feed-link is the *closest* sub-edge  $s \in S$  with respect to the additively weighted Euclidean distance  $d_2(p, s) + \text{ecc}(s)$ .

Conversely, consider the Voronoi diagram of the line segments in  $S$  with respect to the additively weighted Euclidean distance where the weight of a segment  $s \in S$  is its eccentricity  $\text{ecc}(s)$ . This diagram splits the plane into regions whose points have a common closest segment in  $S$  with respect to the additively weighted Euclidean distance. In other words, the points in each region have their anchor of an optimal feed-link on a common sub-edge in  $S$ . Figure 19c shows an example of this kind of Voronoi diagram.

**Definition 25.** Let  $S$  be a set of line segments in the plane with weights  $w_s \in \mathbb{R}$  for each  $s \in S$ .

- (i) The *additively weighted distance* of a point  $p \in \mathbb{R}^2$  and a line segment  $s \in S$  is the Euclidean distance  $d_2(p, s)$  of  $p$  and  $s$  plus the weight  $w_s$  of the line segment  $s$ .
- (ii) We call the set of points  $p \in \mathbb{R}^2$  to whom a line segment  $s \in S$  has the lowest additively weighted distance among all line segments in  $S$  the *additive weight Voronoi cell* of  $s$ , and denote it by  $V_+(s)$ , i.e.,

$$V_+(s) := \{p \in \mathbb{R}^2 : \forall s' \in S : d_2(p, s) + w_s \leq d_2(p, s') + w_{s'}\}.$$

- (iii) We call the subdivision of the plane into the set  $\bigcup_{s \in S} \partial V_+(s)$  and the connected regions of

$$\mathbb{R}^2 \setminus \left( \bigcup_{s \in S} \partial V_+(s) \right),$$

the *additively weighted Voronoi diagram* of the line segments in  $S$  with respect to the weights  $w_s$ ,  $s \in S$ .

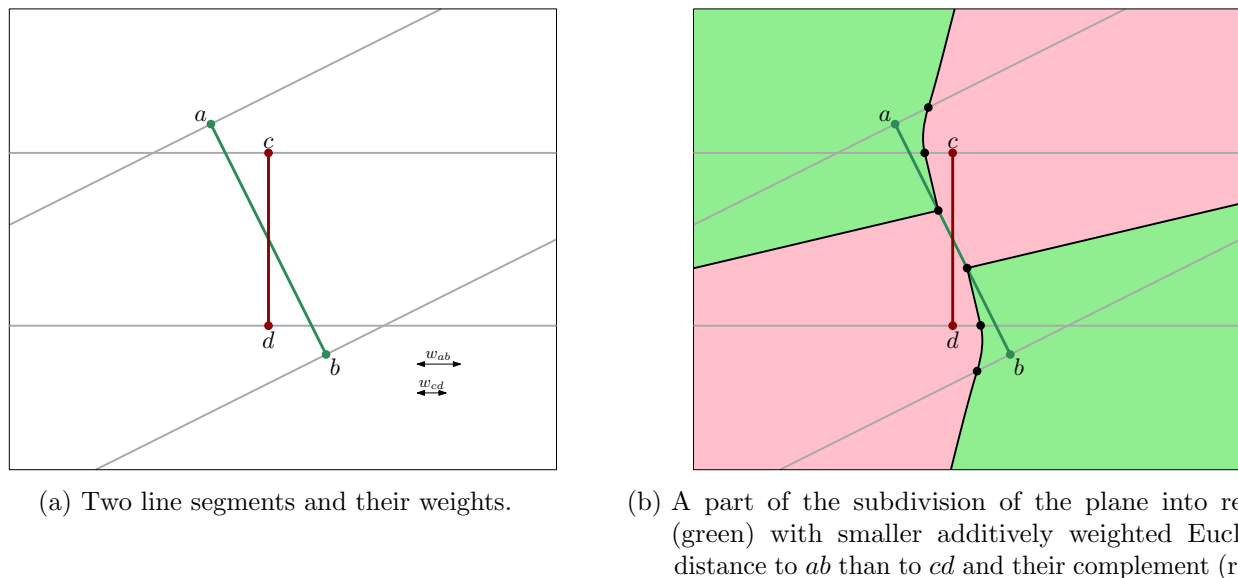


Figure 20: The bisector (b) of two line segments with additive weights (a). The visible part of this bisector consists of line segments, parabolic arcs, and hyperbolic arcs. The region of points closer to the green segment are non-convex and disconnected; this misbehaving bisector splits the plane in three.

Voronoi diagrams of points with additive weights [25, Section 3.1.2] and Voronoi diagrams of line segments [25, Section 3.5] have received considerable attention in the literature and are thus well studied concepts. To the best of the authors’ knowledge, the following quotation is the only direct mentioning:

“In general, the Voronoi diagram of segments where each segment carries an additive weight is not a well-behaved Voronoi diagram: Voronoi regions can be disconnected, and the diagram can have quadratic complexity.”—Cheong et al. [8]

The comprehensive study of additively weighted Voronoi diagrams of line segments is beyond the scope of this work. Nonetheless, we summarize a few observations about this type of Voronoi diagram. Figure 20 shows the (ill-behaved) additively weighted Voronoi diagram of two line segments.

**Theorem 26.** *The additively weighted Voronoi diagram of  $\ell$  line segments is an planar subdivision of size  $\Theta(\ell^2)$  whose edges are parts of lines (lines, rays, line segments), parts of parabolas (parabolas, parabolic rays, parabolic arcs), and parts of hyperbolas (hyperbolas, hyperbolic rays, hyperbolic arcs).*

Using common techniques from planar point location [9, 28], we determine the region that contains a query point  $p$  in  $O(\log \ell)$  time. The storage requirement and construction time of this data structure are linear in the size of the planar subdivision, provided that the subdivision is monotone. We can make the subdivision monotone in  $O(\ell^2 \log \ell)$  time using plane sweep.

We briefly discuss the construction of additively weighted Voronoi diagrams of line segments. The algorithms for abstract Voronoi diagrams [21] only work for (generalizations of) Voronoi diagrams whose Voronoi cells are connected, a property that is violated in our case. Despite the lack of existing theory, we can compute the desired diagram using the relationship between Voronoi diagrams and lower envelopes in three dimensions via lifting maps. Setter, Sharir, and Halperin [27] provide a comprehensive review of this observation by Edelsbrunner and Seidel [10] and its practical implications. In a nutshell the idea is as follows: consider the lower envelope of

the graphs of the distance functions of all sites of the Voronoi diagram. The projection of this envelope onto the plane yields the desired Voronoi diagram. Agarwal, Schwarzkopf, and Sharir [1] provide a divide-and-conquer algorithm that computes the lower envelope of the (weighted) distance functions of  $\ell$  sites in  $O(\ell^{2+\epsilon})$  time. The randomized version of this algorithm, which was proposed by Setter, Sharir, and Halperin [27], accomplishes the same task in  $O(\ell^2 \log \ell)$  expected time.

**Theorem 27.** *Let  $G$  be a geometric network with  $n$  vertices and  $m$  edges. Furthermore, let  $\ell$  be the number of sub-edges of  $G$  with locally minimal eccentricity. There is a data structure that can perform queries for a minimum eccentricity feed-link for any point  $p \in \mathbb{R}^2$  in  $O(\log \ell)$  time. This data structure has a space requirement of  $O(\ell^2)$ . It can be constructed in  $O(\ell^{2+\epsilon})$  time or, alternatively, in  $O(\ell^2 \log \ell)$  expected time, both provided that the eccentricity diagram of  $G$  is known a-priori.*

## 6 Conclusions and Future Work

We introduced new notions to capture farthest-point information in networks as well as data structures to store and access this information efficiently. We seek to improve the bounds on the construction time and space requirements in future work. For instance, our approach ignores any structure that the network might have and requires all pairs shortest path distances.

We presented the feed-link problem that kindled this research alongside with a first solution for its static and query version. The feed-link problem can be extended in many ways. For instance, we could connect several sites simultaneously to a network minimizing the largest distance to the nearest site. Further, we could require the extension of a planar network to be planar as well or add other restrictions such as obstacles. Aronov et al. [4] discuss the latter two for the minimum dilation feed-link problem.

Finally, the additively weighted Voronoi diagram of line segments demands more investigation, because of its relation to the query version of the feed-link problem.

## References

- [1] Pankaj K. Agarwal, Otfried Schwarzkopf, and Micha Sharir. “The Overlay of Lower Envelopes and its Applications”. In: *Discrete & Computational Geometry. An International Journal of Mathematics and Computer Science* 15.1 (1996), pp. 1–13.
- [2] Pankaj K. Agarwal and Micha Sharir. “Davenport-Schinzel Sequences and their Geometric Applications”. In: *Handbook of computational geometry*. Amsterdam: North-Holland, 2000, pp. 1–47.
- [3] Pankaj K. Agarwal, Micha Sharir, and Peter W. Shor. “Sharp Upper and Lower Bounds on the Length of General Davenport-Schinzel Sequences”. In: *Journal of Combinatorial Theory. Series A* 52.2 (1989), pp. 228–274.
- [4] Boris Aronov, Kevin Buchin, Maike Buchin, Bart M. P. Jansen, Tom de Jong, Marc J. van Kreveld, Maarten Löffler, Jun Luo, Rodrigo I. Silveira, and Bettina Speckmann. “Connect the Dot: Computing Feed-Links for Network Extension”. In: *Journal of Spatial Information Science* 3.1 (2011), pp. 3–31.
- [5] Jon Luis Bentley. *Solutions to Klee’s Rectangle Problems*. Technical Report. Pittsburgh, PA: Carnegie-Mellon University, 1977.
- [6] Mark de Berg, Otfried Cheong, Marc van Kreveld, and Mark Overmars. *Computational Geometry. Algorithms and Applications*. Springer Berlin Heidelberg, 2008.



## References

- [7] Prosenjit Bose, Jean-Lou De Carufel, Carsten Grimm, Anil Maheshwari, and Michiel Smid. “On Farthest-Point Information in Networks”. In: *Proceedings of the 24th Canadian Conference on Computational Geometry*. CCCG 2012 (Charlottetown, P.E.I., Canada, Aug. 8–10, 2012). 2012, pp. 199–204.
- [8] Otfried Cheong, Hazel Everett, Hyo-Sil Kim, Sylvain Lazard, and René Schott. “Throwing Stones Inside Simple Polygons”. In: *Algorithmic Aspects in Information and Management*. Vol. 4041. Lecture Notes in Computer Science. Springer Berlin / Heidelberg, 2006, pp. 185–193.
- [9] Herbert Edelsbrunner, Leonidas J. Guibas, and Jorge Stolfi. “Optimal Point Location in a Monotone Subdivision”. In: *SIAM Journal on Computing* 15.2 (1986), pp. 317–340.
- [10] Herbert Edelsbrunner and Raimund Seidel. “Voronoi Diagrams and Arrangements”. In: *Discrete & Computational Geometry An International Journal of Mathematics and Computer Science* 1 (1986), pp. 25–44.
- [11] Martin Erwig. “The Graph Voronoi Diagram with Applications”. In: *Networks* 36.3 (2000), pp. 156–163.
- [12] Howard Frank. “A Note on a Graph Theoretic Game of Hakimi’s”. In: *Operations Research* 15.3 (1967), pp. 567–570. JSTOR: [168471](#).
- [13] Takehiro Furuta, Atsuo Suzuki, and Keisuke Inakawa. *The  $k$ -th Nearest Network Voronoi Diagram and its Application to Districting Problem of Ambulance Systems*. Technical Report. Nanzan University, 2005.
- [14] Carsten Grimm. “Eccentricity Diagrams. On Charting Farthest-Point Information in Networks”. Diplomarbeit (Master’s Thesis). Magdeburg: Otto-von-Guericke Universität Magdeburg, Mar. 2012.
- [15] Ansgar Grüne. “Geometric Dilation and Halving Distance”. Dissertation (PhD thesis). Bonn: Rheinische Friedrich-Wilhelms-Universität Bonn, 2006.
- [16] Seifollah Louis Hakimi, Martine Labbé, and Edward F. Schmeichel. “The Voronoi Partition of a Network and Its Implications in Location Theory”. In: *INFORMS Journal on Computing* 4.4 (1992), pp. 412–417.
- [17] Frank Harary. *Graph theory*. Narosa/Addison-Wesley, 1989.
- [18] John Hershberger. “Finding the Upper Envelope of  $n$  Line Segments in  $O(n \log n)$  Time”. In: *Information Processing Letters* 33.4 (1989), pp. 169–174.
- [19] Donald B. Johnson. “Efficient Algorithms for Shortest Paths in Sparse Networks”. In: *Journal of the Association for Computing Machinery* 24.1 (1977), pp. 1–13.
- [20] Rex K. Kincaid. “Exploiting Structure: Location Problems on Trees and Treelike Graphs”. In: *Foundations of Location Analysis*. Vol. 155. International Series in Operations Research & Management Science. Springer US, 2011, pp. 315–334.
- [21] Rolf Klein, Elmar Langetepe, and Zahra Nilforoushan. “Abstract Voronoi Diagrams Revisited”. In: *Computational Geometry. Theory and Applications* 42.9 (2009), pp. 885–902.
- [22] Mohammad R. Kolahdouzan and Cyrus Shahabi. “Voronoi-Based  $k$  Nearest Neighbor Search for Spatial Network Databases”. In: *(e)Proceedings of the Thirtieth International Conference on Very Large Data Bases*. (Toronto, Canada, Aug. 31–Sept. 3, 2004), pp. 840–851.
- [23] Giri Narasimhan and Michiel Smid. *Geometric Spanner Networks*. Cambridge University Press, 2007.
- [24] Atsuyuki Okabe, Toshiaki Satoh, Takehiro Furuta, Atsuo Suzuki, and K. Okano. “Generalized Network Voronoi Diagrams: Concepts, Computational Methods, and Applications”. In: *International Journal of Geographical Information Science* 22.9 (2008), pp. 965–994.

## References

- [25] Atsuyuki Okabe, Barry Boots, Kokichi Sugihara, and Sung Nok Chiu. *Spatial Tessellations: Concepts and Applications of Voronoi Diagrams*. 2nd ed. Wiley Series in Probability and Statistics. Chichester: John Wiley & Sons Ltd., 2000.
- [26] Marco Savić and Miloš Stojaković. “Linear Time Algorithm for Optimal Feed-link Placement”. In: *ArXiv e-prints* (Aug. 2012). arXiv: [1208.0395](https://arxiv.org/abs/1208.0395) [cs.CG].
- [27] Ophir Setter, Micha Sharir, and Dan Halperin. “Constructing Two-Dimensional Voronoi Diagrams via Divide-and-Conquer of Envelopes in Space”. In: *Transactions on Computational Science IX*. Vol. 6290. Lecture Notes in Computer Science. Springer Berlin Heidelberg, 2010, pp. 1–27.
- [28] Jack Snoeyink. “Point Location”. In: *Handbook of Discrete and Computational Geometry*. 2nd ed. Discrete Mathematics and its Applications. Boca Raton, FL: Chapman & Hall/CRC, 2004.
- [29] David Taniar, Maytham Safar, Quoc Thai Tran, J. Wenny Rahayu, and Jong Hyuk Park. “Spatial Network RNN Queries in GIS”. In: *The Computer Journal* 54.4 (2011), pp. 617–627.
- [30] Barbaros Ç. Tansel. “Discrete Center Problems”. In: *Foundations of Location Analysis*. Vol. 155. International Series in Operations Research & Management Science. Springer US, 2011, pp. 79–106.
- [31] Quoc Thai Tran, David Taniar, and Maytham Safar. “Reverse  $k$  Nearest Neighbor and Reverse Farthest Neighbor Search on Spatial Networks”. In: *Transactions on Large-Scale Data- and Knowledge-Centered Systems I*. Vol. 5740. Lecture Notes in Computer Science. Springer Berlin Heidelberg, 2009, pp. 353–372.