

# The effect of Al doping on the structure and magnetism in cobaltite $\text{CaBaCo}_4\text{O}_7$

Youming Zou<sup>a</sup>, Zhe Qu<sup>a,\*</sup>, Lei Zhang<sup>a</sup>, Wei Ning<sup>a</sup>, Langsheng Ling<sup>a</sup>, Li  
Pi<sup>b,a</sup>, Yuheng Zhang<sup>a,b</sup>

<sup>a</sup>*High Magnetic Field Laboratory, Chinese Academy of Sciences,  
Hefei, Anhui, 230031, China*

<sup>b</sup>*Hefei National Laboratory for Physical Sciences at the Microscale,  
University of Science and Technology of China, Hefei, Anhui, 230026, China*

---

## Abstract

We report the effects of Al-doping on the structure and magnetic properties in  $\text{CaBa}(\text{Co}_{1-x}\text{Al}_x)_4\text{O}_7$  ( $0 \leq x \leq 0.25$ ). The system exhibits a structural transition from an orthorhombic symmetry to a hexagonal symmetry when the Al content exceeds  $x = 0.1$ . The Curie temperature and the value of the magnetization decrease with increasing Al doping level, indicating that the ferrimagnetic ground state is gradually suppressed. The ground state eventually transits into a spin-glass state for  $x > 0.1$ . Moreover, the short-range magnetic correlations, which occur at high temperatures in  $\text{CaBaCo}_4\text{O}_7$ , are found to be gradually suppressed with increasing Al content and eventually disappear for  $x = 0.25$ . By comparing our results with other Co-site doping cases, we suggest that the lattice and the spin degrees of freedom are relatively decoupled in  $\text{CaBaCo}_4\text{O}_7$ .

*Keywords:* A. magnetically ordered materials, C. phase transitions

---

## 1. Introduction

In recent years, there has been an increasing interest in geometrical frustrated magnets because of their exotic magnetic states such as spin liquids, spin ices and spin-glasses. [1, 2, 3, 4, 5, 6] In these materials, geometrical

---

\*Corresponding author. Tel: +86-551-6559-5640; Fax: +86-551-6559-1149.  
Email address: zhequ@hmf1.ac.cn (Zhe Qu)

frustration results in highly degenerate or nearly degenerate ground states, making the system highly susceptible to external perturbations.

The recently discovered "114" cobaltites form a new class of geometrically frustrated magnets.[6, 7, 8, 9, 10, 11, 12] Their structure can be viewed as an alternative stacking of triangular and kagome layers build up by  $\text{CoO}_4$  tetrahedra. Since the strong antiferromagnetic (AFM) Co-Co interactions are mediated by Co-O-Co superexchange pathways both in triangular and in kagome layers, they are expected to exhibit complex magnetic properties. For example,  $\text{YBaCo}_4\text{O}_7$  was reported to undergo various magnetic transitions, such as spin-glass (SG) transition around  $T_f \sim 66$  K, [8] long-range AFM order below  $T_N = 110$  K, [13] and a magnetic transition with short-range correlations [14, 15]

Here we focus on the  $\text{CaBaCo}_4\text{O}_7$ , which has the largest orthorhombic distortion in the series. [16] Charge ordering is observed in this material, with  $\text{Co}^{2+}$  sitting on two sites (Co2, Co3 sites) and  $\text{Co}^{3+}$  sitting on the other two sites (Co1, Co4 sites). [17, 18] The system does not retain a disordered ground state since the geometric frustration is partially lifted by the large structural distortion and the charge ordering. It shows short-range magnetic correlations below  $\sim 360$  K and eventually enters a ferrimagnetic (FIM) ground state below  $T_C \sim 60$  K through a first-order transition, [16, 19] whose magnetic structure is found to consist of ferromagnetic (FM) zig-zag  $\text{Co}^{2+}$  chains along  $b$ -axis that are antiferromagnetically coupled with  $\text{Co}^{3+}$  cations. [17] In the FIM ground state, a spin-assisted ferroelectric state has been uncovered. [20]

Chemical doping on cobalt sites could significantly tune the magnetic property of the  $\text{CaBaCo}_4\text{O}_7$ . Less than 3% Zn impurities are found to induce a spectacular switching of the ground state from the FIM state to an AFM state with  $T_N \sim 80$  K. [21] Such a spectacular switching of the ground state is attributed to the ordered doping of  $\text{Zn}^{2+}$  at  $\text{Co}^{2+}$  sites in the FM zig-zag  $\text{Co}^{2+}$  chains, which could possibly induce the  $180^\circ$  flip of the spin on the neighbor  $\text{Co}^{2+}$  cations and thus create an AFM state. [21]

In this work, we investigate the effect of replacing  $\text{Co}^{3+}$  ions in  $\text{CaBaCo}_4\text{O}_7$  by measuring the magnetic properties of  $\text{CaBa}(\text{Co}_{1-x}\text{Al}_x)_4\text{O}_7$  with  $0 \leq x \leq 0.25$ . It is found that the system exhibits a structural transition from the orthorhombic symmetry to the hexagonal symmetry when the Al content exceeds  $x = 0.1$ . The Curie temperature and the value of the magnetization decrease with increasing Al doping level, suggesting that the FIM ground state is gradually suppressed. The system eventually enters a spin-glass

(SG) state for  $x \geq 0.1$ . Moreover, the short-range magnetic correlations, which occur at high temperatures in  $\text{CaBaCo}_4\text{O}_7$ , are found to be gradually suppressed with increasing Al content and eventually disappear for  $x = 0.25$ . By comparing our results with other doping cases, we suggest that the lattice and the spin degrees of freedom are relatively decoupled in  $\text{CaBaCo}_4\text{O}_7$ .

## 2. Experiment

Polycrystalline samples of  $\text{CaBa}(\text{Co}_{1-x}\text{Al}_x)_4\text{O}_7$  with  $0 \leq x \leq 0.25$  were prepared by using the conventional solid-state reaction method described in Refs. [16, 19]. Stoichiometric proportions of high purity  $\text{CaCO}_3$ ,  $\text{BaCO}_3$ ,  $\text{Al}_2\text{O}_3$  and  $\text{Co}_3\text{O}_4$  were mixed and heated at  $900^\circ\text{C}$  in air to decarbonation. They are then pelletized, and then sintered at  $1100^\circ\text{C}$  in air for 12 hours and quenched to room temperature. The structure and the phase purity of the samples were checked by powder X-ray diffraction (XRD) at room temperature. Magnetization measurements were performed with a commercial superconducting quantum interference device (SQUID) magnetometer (Quantum Design MPMS 7T-XL) and a Physical Property Measurement System (Quantum Design PPMS-16T) equipped with a vibrating sample magnetometer (VSM). Since these cobaltites are sensitive to the oxygen content, we have carried out iodometric titration of our samples to measure the oxygen content. The results confirm that the oxygen stoichiometry is fixed to " $\text{O}_7$ " within the limit of accuracy of  $\pm 0.05$ . We also perform the EDX analysis on our samples and found that the cationic ratio is in agreement with the nominal composition.

## 3. Results and Discussion

Figure 1 displays the evolution of the lattice parameters  $a$  and  $b$  for  $\text{CaBa}(\text{Co}_{1-x}\text{Al}_x)_4\text{O}_7$  with  $0 \leq x \leq 0.25$ . They are determined by performing the Rietveld refinements using a GSAS program. [22, 23, 24] The parent compound  $\text{CaBaCo}_4\text{O}_7$  has an orthorhombic structure ( $Pbn2_1$  space group). [16] Upon Al doping, the orthorhombic distortion, which can be quantified as  $D = (b/\sqrt{3} - a)/a$ , [17] is significantly reduced (see Fig. 1). For  $x = 0.1$ , the heaviest doped sample retaining the orthorhombic symmetry, the value of  $D$  is only half of that for the parent compound. When the doping level exceeds 10%, the system shows a structure transition into a hexagonal symmetry ( $P6_3mc$  space group). As a result, the splitting of the Bragg peaks

between  $2\theta \sim 33^\circ - 34^\circ$ , which is still evident for  $x = 0.1$ , disappears for  $x = 0.15$ .

The temperature dependence of the magnetization  $M(T)$  for  $\text{CaBa}(\text{Co}_{1-x}\text{Al}_x)_4\text{O}_7$  ( $0 \leq x \leq 0.25$ ) are shown in Fig. 2. They are measured under 0.1 T during field cooling sequence (FCC), during warming after field cooling sequence (FCW) and during warming after zero field cooling sequence (ZFC), respectively. For  $\text{CaBaCo}_4\text{O}_7$ , the magnetization shows a rapid increase upon cooling. This fact, along with the rectangle isothermal magnetization loop at 2 K (shown in Fig. 3 (a)), suggests that the system enters a magnetically ordered state. The magnetic moment, which is determined from the isothermal magnetization measured at 2 K (shown in Fig. 3), is only  $\sim 1.233 \mu_B/f.u.$  under 16 T. This value is relatively small compared to a FM state and is consistent with the FIM ground state. A clear thermal hysteresis is observed between FCC and FCW  $M(T)$  curves, indicating the first-order nature of the PM-FIM transition. All these results are consistent with previous reports. [16, 19]

Upon Al substitution for Co, the transition temperature of the PM-FIM is found to be gradually suppressed toward lower temperature; it decreases from  $\sim 60$  K for  $x = 0$  to  $\sim 30$  K for  $x = 0.1$ . This is accompanied with the rapid decrease of the magnetization and the coercive field (see Fig. 3), suggesting that the FIM state is gradually weakened upon Al doping. Moreover, as shown in Fig. 2, while the thermal hysteresis between FCC and FCW  $M(T)$  curves is still clear visible for  $x = 0.05$ , it could not be observed for  $x = 0.1$ , suggesting that the PM-FIM transition changes from a first-order one to a second-order one. For  $x = 0.05$  and  $0.1$  the isothermal magnetization loops are no longer rectangular and the magnetization does not saturate even under an applied field of 16 T, hinting the possible existence of the spin canting in these samples. With further increase of the Al content, the magnetic behaviors show drastic changes. For  $x > 0.1$ , The  $M(H)$  loops show almost linear field dependence, hinting the absence of the FIM long-range order. Meanwhile, a sharp  $\lambda$  peak is observed in the FCC/FCW  $M(T)$  curves, which usually means the occurrence of a spin glass state [25] or large coercivity in a long-range ordered state [26]. We further performed AC susceptibility measurements on two typical samples,  $x = 0$  and  $0.2$ , to distinguish the origin of the obvious irreversibility between DC magnetization curves (see Fig. 5). For  $x = 0$ , the peak in  $\chi'(T)$  keeps essentially unchanged for different measuring frequency, agreeing with the long-range FIM state. But for  $x = 0.2$ , the peak in  $\chi'(T)$  shifts to higher temperature with increasing

frequency, characterizing the SG state. The identification of the SG state for  $x > 0.1$  is also consistent with previous observation of the SG state in  $\text{CaBaCo}_3\text{AlO}_7$ . [27] All these results demonstrate that the magnetic ground states switch from the long-range FIM ordered ground state for  $0 \leq x \leq 0.1$  to the SG state for  $0.1 < x \leq 0.25$ .

The temperature dependence of the reciprocal susceptibility is further analyzed to investigate the evolution of the short-range magnetic correlations with Al doping. The data are vertically shifted for clarification. As shown in Fig. 4, an upward deviation from linearity is observed in the  $1/\chi$  versus  $T$  curve, suggesting the occurrence of short-range magnetic correlations. [19] With Al substitution for Co, the temperature corresponding to the upward deviation from linearity and the magnitude of the upward deviation gradually decrease, suggesting that Al doping gradually suppresses short-range magnetic correlations that occurs at high temperature in the parent compound. For  $x = 0.25$ , the upward deviation is fully suppressed, hinting the absence of short-range magnetic correlations at high temperatures in this sample. Since the short-range magnetic correlations should be related to the geometrical frustration inherent to the system, the suppression of the short-range suggests that the geometry frustration might be partially released by Al doping.

We have constructed the phase diagram of the  $\text{CaBa}(\text{Co}_{1-x}\text{Al}_x)_4\text{O}_7$  based on these observations. As shown in Fig. 6,  $\text{CaBaCo}_4\text{O}_7$  enters a FIM ground state below  $\sim 60$  K through a first-order magnetic transition. With Al substitution for Co, the magnetic ordering temperature gradually decreases. The magnetic transition retains its first-order nature for  $x \leq 0.05$  and becomes a second-order one for  $x = 0.1$ . For  $x > 0.1$ , the magnetic ground state switches from a long-range ordered FIM state to a SG state. The freezing temperature of the SG state continues to decrease with further increase of the Al content.

The suppression of the ferrimagnetism and the occurrence of the SG could be understood by considering the Al doping effect. When Al is used to replace Co, it will prefer to occupy the  $\text{Co}^{3+}$  sites (Co1 and Co4). While Al impurities will not directly block the FM Co chains along  $b$ -axis like Zn doping case, they will weaken the interaction between Co chains. Moreover, when the Co1/Co4 site is occupied by Al, the residual three Co ions could not retain their FIM configuration because of the triangular geometry constraint on these Co ions and the AFM interaction between them. [18] Both effect will tend to suppress the FIM long-range order. In addition, since geometrical frustration still

exist in doped samples and the chemical doping will inevitably introduce the disorder, the system eventually transits into a SG state.

It is interesting to compare the effect of Al doping to other Co site doping cases. Zn, Ga, and Al substitution for Co all induce a structural transition from orthorhombic to hexagonal symmetry. It can be seen that the structure is more susceptible against Al doping; while the orthorhombic symmetry survives up to 20% Ga doping and 15% Zn doping, [28] it becomes unstable when the Al content exceeds  $x = 0.1$ . This should be ascribed to the different radius of these ions. It is known that the radius of  $\text{Ga}^{3+}$  and  $\text{Zn}^{2+}$  ion (6.2 nm and 7.4 nm) is closed to that of the  $\text{Co}^{3+}$  ion and  $\text{Co}^{2+}$  (6.1 nm and 7.45 nm) respectively while the radius of  $\text{Al}^{3+}$  (5.35 nm) is smaller than that of  $\text{Co}^{3+}$ . [29] Compared to Al doping case, the lattice will be less affected upon Ga/Zn substitution for Co. As a result, the structure of the system is more sensitive to Al impurities.

On the magnetic properties, both Al and Ga doping donot result in the establishment of an AFM state like Zn impurity. This could be understood because Al and Ga impurities occupy the Co1/Co4 sites and leave the FM  $\text{Co}^{2+}$  chain untouched. The Zn impurities also suppress the FIM order most effectively, highlighting the important role of the FM  $\text{Co}^{2+}$  chains. It is interesting to note that while samples with different doping element exhibit different structure evolutions, their magnetic properties evolve with the doping level in a quite similar way. The FIM transition temperature is rapidly suppressed to  $\sim 30$  K by 5% chemical substitution for both Al and Ga doped sample. And a generical formation of the SG state is observed when the doping level exceeds 10% for all these doped samples. These results suggest that while the structure phase transition is accompanied with the change of the magnetic ground state in Al doped  $\text{CaBaCo}_4\text{O}_7$  the lattice degree of freedom is relatively decoupled with the spin degree of freedom in  $\text{CaBaCo}_4\text{O}_7$ .

#### 4. Conclusion

In summary, the effect of Al substitution for Co in  $\text{CaBaCo}_4\text{O}_7$  has been studied. A structural transition from the orthorhombic symmetry to the hexagonal symmetry is observed when the Al content exceeds  $x = 0.1$ . Al doping is found to suppress the FIM ground state rapidly and eventually result in a transition of the ground state into a SG state for  $x > 0.1$ . Moreover, the short-range magnetic correlations, which occur at high temperatures in  $\text{CaBaCo}_4\text{O}_7$ , are found to be suppressed with increasing Al content and dis-

appear for  $x = 0.25$ . By comparing our results with other Co-site doping cases, we suggest that the lattice and the spin degrees of freedom are relatively decoupled in  $\text{CaBaCo}_4\text{O}_7$

## 5. Acknowledgments

This work is supported by National Natural Science Foundation of China under contracts Nos. 11004198 and 11174291. Z. Q. gratefully acknowledges supports from the Youth Innovation Promotion Association, Chinese Academy of Sciences.

## References

- [1] A. P. Ramirez, Strongly Geometrically Frustrated Magnets, *Annu. Rev. Mater. Sci.* **24** (1994) 453-480.
- [2] J. E. Greedan, Geometrically frustrated magnetic materials, *J. Mater. Chem.* **11** (2001) 37-53.
- [3] R. Moessner, A. P. Ramirez, Geometrical Frustration, *Phys. Today* **59** (2) (2006) 24-29.
- [4] C. Lacroix, P. Mendels, F. Mila, *Introduction to Frustrated Magnetism*, Springer Heidelberg, 2011.
- [5] L. Balents, Spin liquids in frustrated magnets, *Nature* **464** (2010) 199.
- [6] B. Raveau and Md. M. Seikh, *Cobalt Oxides from Crystal Chemistry to Physics*, WILEY-VCH, 2012.
- [7] M. Valldor, M. Andersson, The structure of the new compound  $\text{YBaCo}_4\text{O}_7$  with a magnetic feature, *Solid State Sci.* **4** (2002) 923-931.
- [8] M. Valldor, Disordered magnetism in the homologue series  $\text{YBaCo}_4 - x\text{Zn}_x\text{O}_7$  ( $x = 0, 1, 2, 3$ ), *J. Phys.: Condens. Matter* **16** (2004) 9209-9225.
- [9] V. Caignaert, A. Maignan, V. Oralong, S. Hebert, D. Pelloquin, A cobaltite with a room temperature electrical and magnetic transition:  $\text{YBaCo}_4\text{O}_7$ , *Solid State Sci.* **8** (2006) 1160-1163.

- [10] A. Maignan, V. Caignaert, D. Pelloquin, S. Hebert, V. Pralong, J. Hejtmanek, D. Khomskii, Spectacular switching from ferrimagnetism to antiferromagnetism by zinc doping in "114" orthorhombic  $\text{CaBaCo}_4\text{O}_7$ , *Phys. Rev. B* **74**, (2006) 165110.
- [11] B. Raveau, V. Caignaert, V. Pralong, A. Maignan, The "114" Cobaltites and Ferrites: New Routes to Ferrimagnetism and Magnetic Frustration, *Z. Anorg. Allg. Chem.* **635** (2009) 1869-1876.
- [12] M. Markina, A. N. Vasiliev, N. Nakayama, T. Mizota, Y. Yeda, Structural and magnetic phase transitions of kagome-like compounds  $\text{REBaCo}_4\text{O}_7$  ( $\text{RE} = \text{Dy, Ho, Er, Tm, Yb, Lu}$ ), *J. Magn. Magn. Mater.* **322** (2010) 1249-1250.
- [13] L. C. Chapon, P. G. Radaelli, H. Zheng, J. F. Mitchell, Competing magnetic interactions in the extended Kagom system  $\text{YBaCo}_4\text{O}_7$ , *Phys. Rev. B* **74** (2006) 172401.
- [14] M. Soda, Y. Yosui, T. Moyoshi, M. Sato, N. Igawa, K. Kakurai, Magnetic Structure of  $\text{YBaCo}_4\text{O}_7$  with Kagome and Triangular Lattices, *J. Phys. Soc. Jpn.* **75** (2006) 054707.
- [15] P. Manuel, L. C. Chapon, P. G. Radaelli, H. Zheng, J. F. Mitchell, Magnetic Correlations in the Extended Kagome  $\text{YBaCo}_4\text{O}_7$  Probed by Single-Crystal Neutron Scattering, *Phys. Rev. Lett.* **103** (2009) 037202.
- [16] V. Caignaert, V. Pralong, A. Maignan, B. Raveau, Orthorhombic kagome cobaltite  $\text{CaBaCo}_4\text{O}_7$ : A new ferrimagnet with a image of  $T_C$  of 70 K, *Solid State Commun.* **149** (2009) 453-455.
- [17] V. Caignaert, V. Pralong, V. Hardy, C. Ritter, B. Raveau, Magnetic structure of  $\text{CaBaCo}_4\text{O}_7$ : Lifting of geometrical frustration towards ferrimagnetism, *Phys. Rev. B* **81** (2010) 094417.
- [18] S. Chatterjee, T. Saha-Dasgupta, Electronic and magnetic structure of the mixed-valence cobaltite  $\text{CaBaCo}_4\text{O}_7$ , *Phys. Rev. B* **84** (2011) 085116.
- [19] Z. Qu, L. S. Ling, L. Zhang, L. Pi, Y. H. Zhang, Magnetic properties of the ferrimagnetic cobaltite  $\text{CaBaCo}_4\text{O}_7$ , *Solid State Commun.* **151** (2011) 917-919.



- [20] K. Singh, V. Caignaert, L. C. Chapon, V. Pralong, B. Raveau, A. Maignan, Spin-assisted ferroelectricity in ferrimagnetic  $\text{CaBaCo}_4\text{O}_7$ , *Phys. Rev. B* **86** (2011) 024410.
- [21] T. Sarkar, Md. M. Seikh, V. Pralong, V. Caignaert, B. Raveau, Spectacular switching from ferrimagnetism to antiferromagnetism by zinc doping in 114 orthorhombic  $\text{CaBaCo}_4\text{O}_7$ , *Appl. Phys. Lett.* **100** (2012) 232401.
- [22] H. M. Rietveld, A Profile Refinement Method for Nuclear and Magnetic Structures, *J. Appl. Crystallogr.* **2** (1969) 65-71.
- [23] A. C. Larson, R. B. Von Dreele, General Structure Analysis System (GSAS), Los Alamos National Laboratory Report LAUR 86-748, 2000.
- [24] B. H. Toby, EXPGUI, a graphical user interface for GSAS, *J. Appl. Cryst.* **34** (2001) 210-213.
- [25] K. Binder, and A. P. Young, *Rev. Mod. Phys.* **58** (1986) 801.
- [26] Z. R. Yang, S. Tan, Y. H. Zhang, *Appl. Phys. Lett.* **79** (2001) 3645.
- [27] M. Valldor, Magnetic properties of compounds in the system  $\text{CaBaCo}_{4-x-y}\text{Zn}_x\text{Al}_y\text{O}_7$ , *J. Phys. Chem. Solids* **66** (2006) 1025-1033.
- [28] T. Sarkar, Md. M. Seikh, V. Pralong, V. Caignaert, B. Raveau, Magnetism of the "114" orthorhombic charge ordered  $\text{CaBaCo}_4\text{O}_7$  doped with Zn or Ga: a spectacular valency effect, *J. Mater. Chem.* **22** (2012) 18043-18050.
- [29] J. A. Dean, *Lange's handbook of chemistry*, 15th ed., McGraw-Hill, New York, 1999.

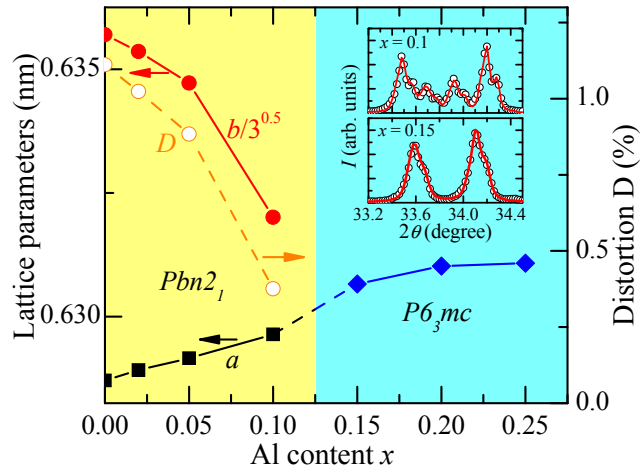


Figure 1: (Color online) The lattice parameters  $a$ ,  $b$  and the orthorhombic distortion  $D = (b/\sqrt{3} - a)/a$  as function of the Al content  $x$  for  $\text{CaBa}(\text{Co}_{1-x}\text{Al}_x)_4\text{O}_7$ . Insets show the enlarged XRD patterns and fitting results for  $x = 0.1$  and  $0.15$ .

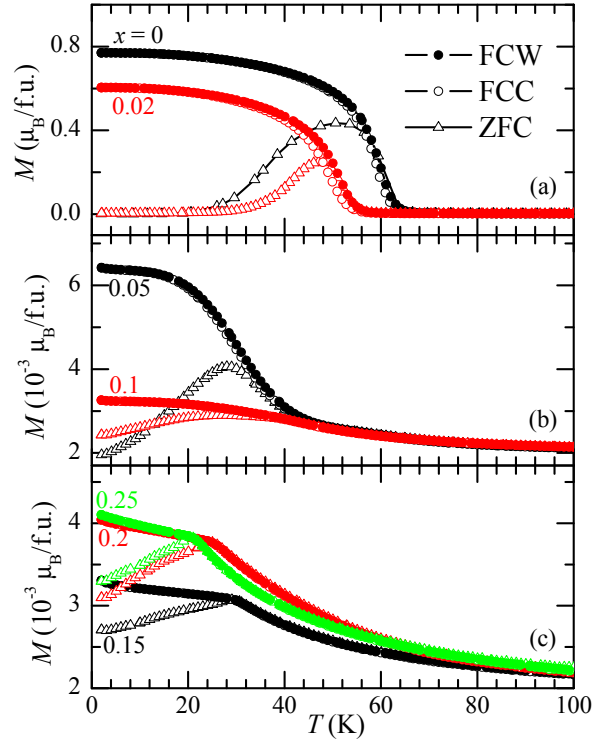


Figure 2: (Color online) The magnetization versus the temperature under 1000 Oe for  $\text{CaBa}(\text{Co}_{1-x}\text{Al}_x)_4\text{O}_7$  with  $0 \leq x \leq 0.25$  measured during warming after zero-field cooling sequence (ZFC), during field cooling sequence (FCC), and during warming after field cooling sequence (FCW).

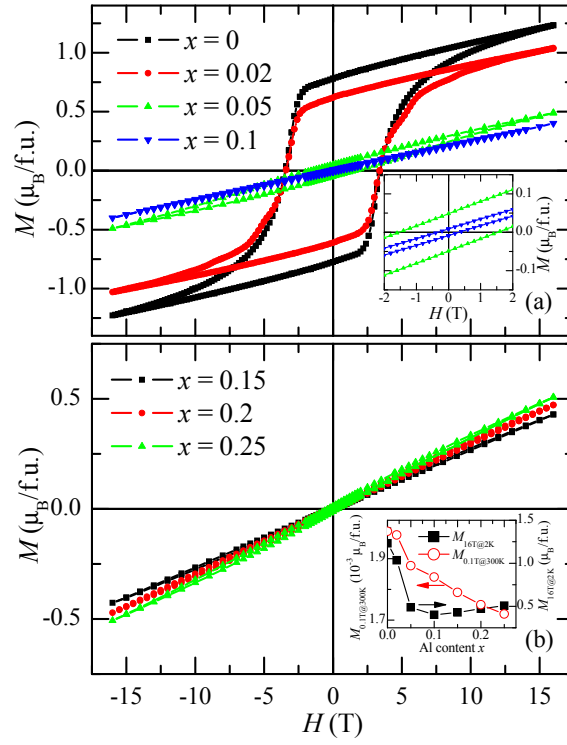


Figure 3: (Color online) The magnetization as function of the magnetic field for  $\text{CaBa}(\text{Co}_{1-x}\text{Al}_x)_4\text{O}_7$  with  $0 \leq x \leq 0.25$  measured at 2 K.

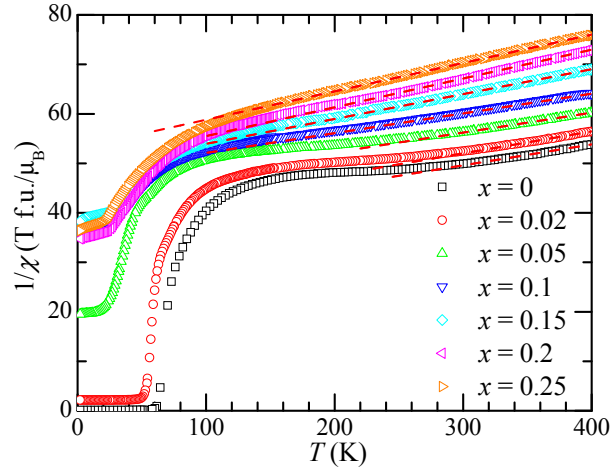


Figure 4: (Color online) The reciprocal of the susceptibility as function of temperature between 2 and 400 K under 0.1 T measured in FCC sequence for  $\text{CaBa}(\text{Co}_{1-x}\text{Al}_x)_4\text{O}_7$  with  $0 \leq x \leq 0.25$ . The data have been vertically shifted for clarity. The dashed lines represent the Curie-Weiss fittings. The data and fitting curves are vertically shifted for clarification.

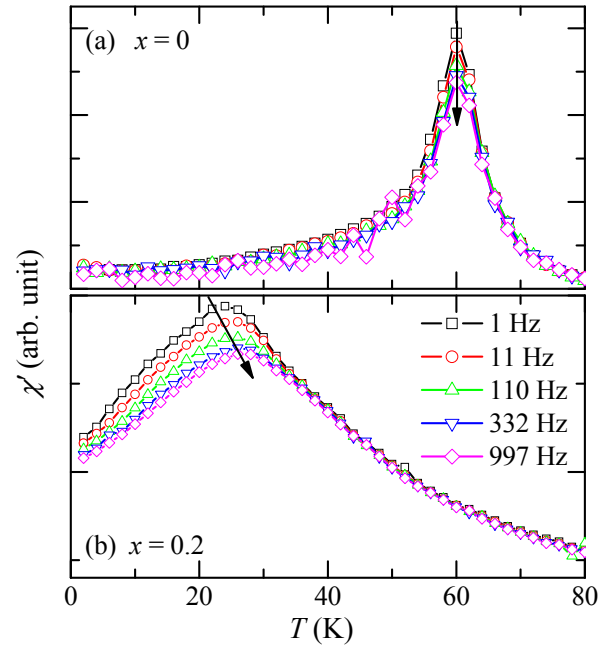


Figure 5: (Color online) The  $\chi'(T)$  curves for  $\text{CaBa}(\text{Co}_{1-x}\text{Al}_x)_4\text{O}_7$  with  $x = 0$  (a) and 0.2 (b) at different measuring frequencies.

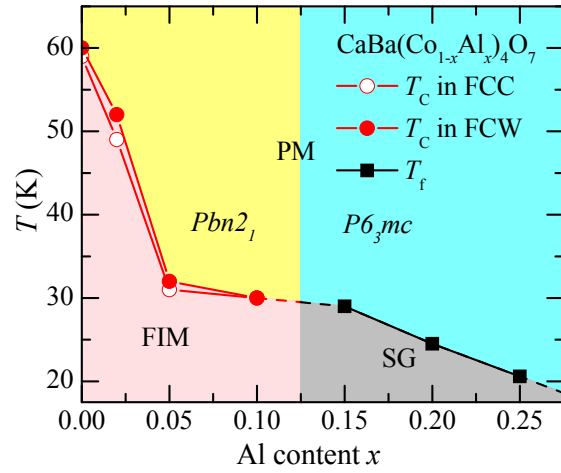


Figure 6: (Color online) The magnetic phase diagram for the  $\text{CaBa}(\text{Co}_{1-x}\text{Al}_x)_4\text{O}_7$  with  $0 \leq x \leq 0.25$ . PM: the paramagnetic state; FIM: the ferrimagnetic state; SG: the spin-glass state. The closed circle and the open circle represent the PM-FIM transition temperature measured in FCC and FCW sequences, respectively. The filled square shows the freezing temperature of the SG state.