

Inversion of moments to retrieve joint probabilities in quantum sequential measurements

H. S. Karthik

Raman Research Institute, Bangalore 560 080, India

Hemant Katiyar, Abhishek Shukla, and T. S. Mahesh

*Department of Physics and NMR Research Center,
Indian Institute of Science Education and Research, Pune 411008, India*

A. R. Usha Devi

*Department of Physics, Bangalore University, Bangalore-560 056, India and
Inspire Institute Inc., Alexandria, Virginia, 22303, USA.**

A. K. Rajagopal

Inspire Institute Inc., Alexandria, Virginia, 22303, USA. and
Harish-Chandra Research Institute, Chhatnag Road, Jhansi, Allahabad 211 019, India.*

A sequence of moments obtained from statistical trials encodes a classical probability distribution. However, it is well-known that an incompatible set of moments arise in the quantum scenario, when correlation outcomes associated with measurements on spatially separated entangled states are considered. This feature viz., the incompatibility of moments with a joint probability distribution is reflected in the violation of Bell inequalities. Here, we focus on sequential measurements on a single quantum system and investigate if moments and joint probabilities are compatible with each other. By considering sequential measurement of a dichotomic dynamical observable at three different time intervals, we explicitly demonstrate that the moments and the probabilities are inconsistent with each other. Experimental results using a nuclear magnetic resonance (NMR) system are reported here to corroborate these theoretical observations viz., the incompatibility of the three-time joint probabilities with those extracted from the moment sequence when sequential measurements on a single qubit system are considered.

PACS numbers: 03.65.Ta, 03.67.Lx

Keywords: Joint probabilities, Sequential measurement, Moments

I. INTRODUCTION

The issue of determining a probability distribution uniquely in terms of its moment sequence – known as *classical moment problem* – has been developed for more than 100 years [1, 2]. In the case of discrete distributions with the associated random variables taking finite values, moments faithfully capture the essence of the probabilities i.e., the probability distribution is moment determinate [3].

In the special case of classical random variables X_i assuming dichotomic values $x_i = \pm 1$, it is easy to see that the sequence of moments [4] $\mu_{n_1 n_2 \dots n_k} = \langle X_1^{n_1} X_2^{n_2} \dots X_k^{n_k} \rangle = \sum_{x_1, x_2, \dots, x_k = \pm 1} x_1^{n_1} x_2^{n_2} \dots x_k^{n_k} P(x_1, x_2, \dots, x_k)$, where $n_1, n_2, \dots, n_k = 0, 1$, can be readily inverted to obtain the joint probabilities $P(x_1, x_2, \dots, x_k)$ uniquely. More explicitly, the joint probabilities $P(x_1, x_2, \dots, x_k)$ are given in terms of the 2^k moments

$$\mu_{n_1 n_2 \dots n_k}, n_1, n_2, \dots, n_k = 0, 1 \text{ as,}$$

$$\begin{aligned} P(x_1, x_2, \dots, x_k) &= \frac{1}{2^k} \sum_{n_1, \dots, n_k = 0, 1} x_1^{n_1} x_2^{n_2} \dots x_k^{n_k} \mu_{n_1 \dots n_k} \\ &= \frac{1}{2^k} \sum_{n_1, \dots, n_k = 0, 1} x_1^{n_1} x_2^{n_2} \dots x_k^{n_k} \langle X_1^{n_1} X_2^{n_2} \dots X_k^{n_k} \rangle. \end{aligned} \quad (1)$$

Does this feature prevail in the quantum scenario? This results in a negative answer as it is wellknown that the moments associated with measurement outcomes on spatially separated parties are not compatible with the joint probability distribution. This feature reflects itself in the violation of Bell inequalities. In this paper we investigate whether moment-indeterminacy persists when we focus on sequential measurements on a single quantum system. We show that the discrete joint probabilities originating in the sequential measurement of a single qubit dichotomic observable $\hat{X}(t_i) = \hat{X}_i$ at different time intervals are not consistent with the ones reconstructed from the moments. More explicitly, considering sequential measurements of $\hat{X}_1, \hat{X}_2, \hat{X}_3$, we reconstruct the trivariate joint probabilities $P_\mu(x_1, x_2, x_3)$ based on the set of eight moments

*Electronic address: arutth@rediffmail.com

$\{\langle \hat{X}_1 \rangle, \langle \hat{X}_2 \rangle, \langle \hat{X}_3 \rangle, \langle \hat{X}_1 \hat{X}_2 \rangle, \langle \hat{X}_2 \hat{X}_3 \rangle, \langle \hat{X}_1 \hat{X}_3 \rangle, \langle \hat{X}_1 \hat{X}_2 \hat{X}_3 \rangle\}$ and prove that they do not agree with the three-time joint probabilities (TTJP) $P_d(x_1, x_2, x_3)$ evaluated directly based on the correlation outcomes in the sequential measurement of all the three observables. Interestingly, the moments and TTJP can be independently extracted experimentally in NMR system – demonstrating the difference between moment inverted three time probabilities with the ones directly drawn from experiment, in agreement with theory. For obtaining TTJP directly we use the procedure of Ref. [5] and for extracting moments we extend the Moussa protocol [6] to a set of non-commuting observables. The specifics are given in the experimental section.

Disagreement between moment inverted joint probabilities with the ones based on measurement outcomes in turn reflects the inherent inconsistency that the family of all marginal probabilities do not arise from the grand joint probabilities. The non-existence of a legitimate grand joint probability distribution, consistent with the set of all pairwise marginals is attributed to be the common origin of a wide range of no-go theorems on non-contextuality, locality and macrorealism in the foundations of quantum theory [7–14]. The absence of a valid grand joint probability distribution in the sequential measurement on a single quantum system is brought out here in terms of its mismatch with moment sequence.

We organize the paper as follows. In Sec. II we begin with a discussion on moment inversion to obtain joint probabilities of three classical random variables assuming dichotomic values ± 1 . We proceed in Sec. III to study the quantum scenario with the help of a specific example of sequential measurements of dichotomic observable at three different times on a spin-1/2 system. We show that

the TTJP constructed from eight moments do not agree with those originated from the measurement outcomes. Sec. IV is devoted to report experimental results with NMR implementation on an ensemble of spin-1/2 nuclei, demonstrating that moment constructed TTJP do not agree with those directly extracted. Section V has concluding remarks.

II. RECONSTRUCTION OF JOINT PROBABILITY OF CLASSICAL DICHOTOMIC RANDOM VARIABLES FROM MOMENTS

Let X denote a dichotomic random variable with outcomes $x = \pm 1$. The moments associated with statistical outcomes involving the variable X are given by $\mu_n = \langle X^n \rangle = \sum_{x=\pm 1} x^n P(x)$, $n = 0, 1, 2, 3, \dots$, where $0 \leq P(x = \pm 1) \leq 1$; $\sum_{x=\pm 1} P(x) = 1$ are the corresponding probabilities. Given the moments μ_0 and μ_1 from a statistical trial, one can readily obtain the probability mass function:

$$\begin{aligned} P(1) &= \frac{1}{2}(\mu_0 + \mu_1) = \frac{1}{2}(1 + \mu_1) \\ P(-1) &= \frac{1}{2}(\mu_0 - \mu_1) = \frac{1}{2}(1 - \mu_1), \end{aligned}$$

i.e., moments determine the probabilities uniquely.

In the case of two dichotomic random variables X_1, X_2 , the moments $\mu_{n_1, n_2} = \langle X_1^{n_1} X_2^{n_2} \rangle = \sum_{x_1=\pm 1, x_2=\pm 1} x_1^{n_1} x_2^{n_2} P(x_1, x_2)$, $n_1, n_2 = 0, 1 \dots$ encode the bivariate probabilities $P(x_1, x_2)$. Explicitly,

$$\begin{aligned} \mu_{00} &= \sum_{x_1, x_2=\pm 1} P(x_1, x_2) = P(1, 1) + P(1, -1) + P(-1, 1) + P(-1, -1) = 1, \\ \mu_{10} &= \sum_{x_1, x_2=\pm 1} x_1 P(x_1, x_2) = \sum_{x_1=\pm 1} x_1 P(x_1), \\ &= P(1, 1) + P(1, -1) - P(-1, 1) - P(-1, -1) \\ \mu_{01} &= \sum_{x_1, x_2=\pm 1} x_2 P(x_1, x_2) = \sum_{x_2} x_2 P(x_2) \\ &= P(1, 1) - P(1, -1) + P(-1, 1) - P(-1, -1) \\ \mu_{11} &= \sum_{x_1, x_2=\pm 1} x_1 x_2 P(x_1, x_2) = P(1, 1) - P(1, -1) - P(-1, 1) + P(-1, -1). \end{aligned} \quad (2)$$

Note that the moments μ_{10}, μ_{01} involve the marginal probabilities $P(x_1) = \sum_{x_2=\pm 1} P(x_1, x_2)$, $P(x_2) = \sum_{x_1=\pm 1} P(x_1, x_2)$ respectively and they could be evaluated based on statistical trials drawn independently from the two random variables X_1 and X_2 .

Given the moments $\mu_{00}, \mu_{10}, \mu_{01}, \mu_{11}$ the reconstruc-

tion of the probabilities $P(x_1, x_2)$ is straightforward:

$$\begin{aligned} P(x_1, x_2) &= \frac{1}{4} \sum_{n_1, n_2=0,1} x_1^{n_1} x_2^{n_2} \mu_{n_1 n_2} \\ &= \frac{1}{4} \sum_{n_1, n_2=0,1} x_1^{n_1} x_2^{n_2} \langle X_1^{n_1} X_2^{n_2} \rangle. \end{aligned} \quad (3)$$

Further, a reconstruction of trivariate joint probabilities $P(x_1, x_2, x_3)$ requires the following set of eight moments: $\{\mu_{000} = 1, \mu_{100} = \langle X_1 \rangle, \mu_{010} = \langle X_2 \rangle, \mu_{001} = \langle X_3 \rangle, \mu_{110} = \langle X_1 X_2 \rangle, \mu_{011} = \langle X_2 X_3 \rangle, \mu_{101} = \langle X_1 X_3 \rangle, \mu_{111} = \langle X_1 X_2 X_3 \rangle\}$. The probabilities are retrieved faithfully in terms of the eight moments as,

$$\begin{aligned} P(x_1, x_2, x_3) &= \frac{1}{8} \sum_{n_1, n_2, n_3=0,1} x_1^{n_1} x_2^{n_2} x_3^{n_3} \mu_{n_1 n_2 n_3} \\ &= \frac{1}{8} \sum_{n_1, n_2, n_3=0,1} x_1^{n_1} x_2^{n_2} x_3^{n_3} \langle X_1^{n_1} X_2^{n_2} X_3^{n_3} \rangle. \end{aligned} \quad (4)$$

It is implicit that the moments $\mu_{100}, \mu_{010}, \mu_{001}$ are determined through independent statistical trials involving the random variables X_1, X_2, X_3 separately; $\mu_{110}, \mu_{011}, \mu_{101}$ are obtained based on the correlation outcomes of (X_1, X_2) , (X_2, X_3) and (X_1, X_3) respectively. More specifically, in the classical probability setting there is a tacit underlying assumption that the set of all marginal probabilities $P(x_1), P(x_2), P(x_3), P(x_1, x_2), P(x_2, x_3), P(x_1, x_3)$ are consistent with the trivariate joint probabilities $P(x_1, x_2, x_3)$. This underpinning does not get imprinted automatically in the quantum scenario. Suppose the observables $\hat{X}_1, \hat{X}_2, \hat{X}_3$ are non-commuting and we consider their sequential measurement. The moments $\mu_{100} = \langle \hat{X}_1 \rangle, \mu_{010} = \langle \hat{X}_2 \rangle, \mu_{001} = \langle \hat{X}_3 \rangle$ may be evaluated from the measurement outcomes of dichotomic observables $\hat{X}_1, \hat{X}_2, \hat{X}_3$ independently; the correlated statistical outcomes in the sequential measurements of (\hat{X}_1, \hat{X}_2) , (\hat{X}_2, \hat{X}_3) and (\hat{X}_1, \hat{X}_3) allow one to extract the set of moments $\mu_{110} = \langle \hat{X}_1 \hat{X}_2 \rangle, \mu_{011} = \langle \hat{X}_2 \hat{X}_3 \rangle, \mu_{101} = \langle \hat{X}_1 \hat{X}_3 \rangle$; further the moment $\mu_{111} = \langle \hat{X}_1 \hat{X}_2 \hat{X}_3 \rangle$ is evaluated based on the correlation outcomes when all the three observables are measured sequentially. The joint probabilities $P_\mu(x_1, x_2, x_3)$ retrieved from the moments as given in (4) differ from the ones evaluated directly in terms of the correlation outcomes in the sequential measurement of all the three observables. We illustrate this inconsistency appearing in the quantum setting in the next section.

III. QUANTUM THREE-TIME JOINT PROBABILITIES AND MOMENT INVERSION

Let us consider a spin-1/2 system, dynamical evolution of which is governed by the Hamiltonian

$$\hat{H} = \frac{1}{2} \hbar \omega \sigma_x. \quad (5)$$

We choose z-component of spin as our dynamical observable:

$$\begin{aligned} \hat{X}_i &= \hat{X}(t_i) = \sigma_z(t_i) \\ &= \hat{U}^\dagger(t_i) \sigma_z \hat{U}(t_i) \\ &= \sigma_z \cos \omega t_i + \sigma_y \sin \omega t_i, \end{aligned} \quad (6)$$

where $\hat{U}(t_i) = e^{-i\sigma_x \omega t_i/2} = \hat{U}_i$, and consider sequential measurements of the observable \hat{X}_i at three different times $t_1 = 0, t_2 = \Delta t, t_3 = 2\Delta t$:

$$\begin{aligned} \hat{X}_1 &= \sigma_z \\ \hat{X}_2 &= \sigma_z(\Delta t) = \sigma_z \cos(\omega \Delta t) + \sigma_y \sin(\omega \Delta t) \\ \hat{X}_3 &= \sigma_z(2\Delta t) = \sigma_z \cos(2\omega \Delta t) + \sigma_y \sin(2\omega \Delta t). \end{aligned} \quad (7)$$

Note that these three operators are not commuting in general.

The moments $\langle \hat{X}_1 \rangle, \langle \hat{X}_2 \rangle, \langle \hat{X}_3 \rangle$ are readily evaluated to be

$$\begin{aligned} \mu_{100} &= \langle \hat{X}_1 \rangle = \text{Tr}[\hat{\rho}_{\text{in}} \sigma_z] = 0, \\ \mu_{010} &= \langle \hat{X}_2 \rangle = \text{Tr}[\hat{\rho}_{\text{in}} \sigma_z(\Delta t)] = 0, \\ \mu_{001} &= \langle \hat{X}_3 \rangle = \text{Tr}[\hat{\rho}_{\text{in}} \sigma_z(2\Delta t)] = 0. \end{aligned}$$

when the system density matrix is prepared initially in a maximally mixed state $\hat{\rho}_{\text{in}} = \mathbb{1}/2$. The probabilities of outcomes $x_i = \pm 1$ in the completely random initial state are given by $P(x_i = \pm 1) = \text{Tr}[\hat{\rho}_{\text{in}} \hat{\Pi}_{x_i}] = \frac{1}{2}$, where $\hat{\Pi}_{x_i} = |x_i\rangle\langle x_i|$ is the projection operator corresponding to measurement of the observable \hat{X}_i .

The two-time joint probabilities arising in the sequential measurements of the observables $\hat{X}_i, \hat{X}_j, j > i$ are evaluated as follows. The measurement of the observable \hat{X}_i yielding the outcome $x_i = \pm 1$ projects the the density operator to $\hat{\rho}_{x_i} = \frac{\hat{\Pi}_{x_i} \hat{\rho}_{\text{in}} \hat{\Pi}_{x_i}}{\text{Tr}[\hat{\rho}_{\text{in}} \hat{\Pi}_{x_i}]}$. Further, a sequential measurement of \hat{X}_j leads to the two-time joint probabilities as,

$$\begin{aligned} P(x_i, x_j) &= P(x_i) P(x_j|x_i) \\ &= \text{Tr}[\hat{\rho}_{\text{in}} \hat{\Pi}_{x_i}] \text{Tr}[\hat{\rho}_{x_i} \hat{\Pi}_{x_j}] \\ &= \text{Tr}[\hat{\Pi}_{x_i} \hat{\rho}_{\text{in}} \hat{\Pi}_{x_i} \hat{\Pi}_{x_j}] \\ &= \langle x_i | \hat{\rho}_{\text{in}} | x_i \rangle |\langle x_i | x_j \rangle|^2 \end{aligned} \quad (8)$$

We evaluate the two-time joint probabilities associated with the sequential measurements of (\hat{X}_1, \hat{X}_2) , (\hat{X}_2, \hat{X}_3) ,

and (\hat{X}_1, \hat{X}_3) explicitly:

$$P(x_1, x_2) = \frac{1}{4} [1 + x_1 x_2 \cos(\omega \Delta t)] \quad (9)$$

$$P(x_2, x_3) = \frac{1}{4} [1 + x_2 x_3 \cos(\omega \Delta t)] \quad (10)$$

$$P(x_1, x_3) = \frac{1}{4} [1 + x_1 x_3 \cos(2\omega \Delta t)]. \quad (11)$$

We then obtain two-time correlation moments as,

$$\begin{aligned} \mu_{110} = \langle \hat{X}_1 \hat{X}_2 \rangle &= \sum_{x_1, x_2 = \pm 1} x_1 x_2 P(x_1, x_2) \\ &= \cos(\omega \Delta t) \end{aligned} \quad (12)$$

$$\begin{aligned} \mu_{011} = \langle \hat{X}_2 \hat{X}_3 \rangle &= \sum_{x_2, x_3 = \pm 1} x_2 x_3 P(x_2, x_3) \\ &= \cos(\omega \Delta t) \end{aligned} \quad (13)$$

$$\begin{aligned} \mu_{101} = \langle \hat{X}_1 \hat{X}_3 \rangle &= \sum_{x_1, x_3 = \pm 1} x_1 x_3 P(x_1, x_3) \\ &= \cos(2\omega \Delta t). \end{aligned} \quad (14)$$

Further, the three-time joint probabilities $P(x_1, x_2, x_3)$ arising in the sequential measurements of \hat{X}_1, \hat{X}_2 , followed by \hat{X}_3 are given by

$$\begin{aligned} P(x_1, x_2, x_3) &= P(x_1) P(x_2|x_1) P(x_3|x_1, x_2) \\ &= \text{Tr}[\hat{\rho}_{\text{in}} \hat{\Pi}_{x_1}] \text{Tr}[\hat{\rho}_{x_1} \hat{\Pi}_{x_2}] \text{Tr}[\hat{\rho}_{x_2} \hat{\Pi}_{x_3}] \end{aligned} \quad (15)$$

where $\hat{\rho}_{x_2} = \frac{\hat{\Pi}_{x_2} \hat{\rho}_{x_1} \hat{\Pi}_{x_2}}{\text{Tr}[\hat{\rho}_{x_1} \hat{\Pi}_{x_2}]}$. We obtain,

$$\begin{aligned} P(x_1, x_2, x_3) &= \text{Tr}[\hat{\Pi}_{x_2} \hat{\Pi}_{x_1} \hat{\rho}_{\text{in}} \hat{\Pi}_{x_1} \hat{\Pi}_{x_2} \hat{\Pi}_{x_3}] \\ &= \langle x_1 | \hat{\rho}_{\text{in}} | x_1 \rangle |\langle x_1 | x_2 \rangle|^2 |\langle x_2 | x_3 \rangle|^2 \\ &= \frac{P(x_1, x_2) P(x_2, x_3)}{\langle x_2 | \hat{\rho}_{\text{in}} | x_2 \rangle} \\ &= \frac{P(x_1, x_2) P(x_2, x_3)}{P(x_2)} \end{aligned} \quad (16)$$

where in the third line of (16) we have used (8).

The three-time correlation moment is evaluated to be,

$$\begin{aligned} \mu_{111} = \langle \hat{X}_1 \hat{X}_2 \hat{X}_3 \rangle &= \sum_{x_1, x_2, x_3 = \pm 1} x_1 x_2 x_3 P(x_1, x_2, x_3) \\ &= 0. \end{aligned} \quad (17)$$

From the set of eight moments (8), (12) and (17), we construct the TTJP (see (4)) as,

$$\begin{aligned} P_\mu(1, 1, 1) &= \frac{1}{8} [1 + 2 \cos(\omega \Delta t) + \cos(2\omega \Delta t)] = P_\mu(-1, -1, -1), \\ P_\mu(-1, 1, 1) &= \frac{1}{8} [1 - \cos(2\omega \Delta t)] = P_\mu(-1, -1, 1) = P_\mu(1, 1, -1) = P_\mu(1, -1, -1), \\ P_\mu(1, -1, 1) &= \frac{1}{8} [1 - 2 \cos(\omega \Delta t) + \cos(2\omega \Delta t)] = P_\mu(-1, 1, -1). \end{aligned} \quad (18)$$

On the other hand, the three dichotomic variable quantum probabilities $P(x_1, x_2, x_3)$ evaluated directly are given by,

$$\begin{aligned} P_d(1, 1, 1) &= \frac{1}{8} [1 + \cos(\omega \Delta t)]^2 = P_d(-1, -1, -1), \\ P_d(-1, 1, 1) &= \frac{1}{8} [1 - \cos^2(\omega \Delta t)] = P_d(-1, -1, 1) = P_d(1, 1, -1) = P_d(1, -1, -1), \\ P_d(1, -1, 1) &= \frac{1}{8} [1 - \cos(\omega \Delta t)]^2 = P_d(-1, 1, -1). \end{aligned} \quad (19)$$

Clearly, there is no agreement between the moment inverted TTJP (18) and the ones of (19) directly evaluated. In other words, the TTJP realized in a sequential measurement are not invertible in terms of the moments – which in turn reflects the incompatibility of the set of all marginal probabilities with the grand joint probabilities $P_d(x_1, x_2, x_3)$. In fact, it may be ex-

PLICITLY verified that $P(x_1, x_3) \neq \sum_{x_2 = \pm 1} P_d(x_1, x_2, x_3)$. Moment-indeterminacy points towards the absence of a valid grand probability distribution consistent with all the marginals.

The TTJP and moments can be independently extracted experimentally using NMR methods on an ensemble of spin-1/2 nuclei. The experimental approach

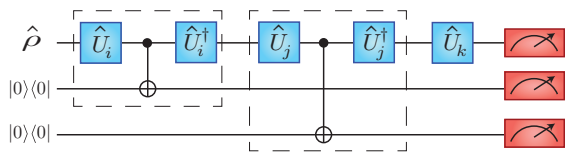


FIG. 1: Circuit for finding three-time probability. Grouped gates represent measurement in rotated basis and controlled gates can be CNOT or anti-CNOT as explained in the text.

and results are reported in the next section.

IV. EXPERIMENT

The projection operators at time $t = 0$ ($\hat{X}_1 = \sigma_z$) are $\{\hat{\Pi}_{x_i^0} = |x_i^0\rangle\langle x_i^0|\}_{x_i^0=0,1}$. This measurement basis is rotating under the unitary \hat{U}_i , resulting in time dependent basis given by, $\hat{\Pi}_{x_i^t} = \hat{U}_i^\dagger \hat{\Pi}_{x_i^0} \hat{U}_i$. While doing experiments it is convenient to perform the measurement in the computational basis as compared to the time dependent basis. This can be done as follows: We can expand the measurement on an instantaneous state $\rho(t_i)$ as, $\hat{\Pi}_{x_i^t} \hat{\rho}(t_i) \hat{\Pi}_{x_i^t} = \hat{U}_i^\dagger \hat{\Pi}_{x_i^0} (\hat{U}_i \hat{\rho}(t_i) \hat{U}_i^\dagger) \hat{\Pi}_{x_i^0} \hat{U}_i$. Thus, measuring in time dependent basis is equivalent to evolving the state under the unitary \hat{U}_i , followed by measuring in the computational basis and lastly evolving under the unitary \hat{U}_i^\dagger .

The probabilities of measurement outcomes can be encoded onto the ancilla qubits with the help of CNOT (or anti-CNOT) gate. To see this property consider a one qubit general state (for system) and an ancilla in the state $|0\rangle\langle 0|$, then the CNOT gate encodes the probabilities as follows

$$\begin{aligned} & (p_0|0\rangle\langle 0| + p_1|1\rangle\langle 1| + a|1\rangle\langle 0| + a^\dagger|0\rangle\langle 1|)_S \otimes |0\rangle\langle 0|_A \\ & \quad \downarrow \text{CNOT} \\ & |0\rangle\langle 0|_S \otimes p_0|0\rangle\langle 0|_A + |1\rangle\langle 1|_S \otimes p_1|1\rangle\langle 1|_A \\ & + |1\rangle\langle 0|_S \otimes a|1\rangle\langle 0|_A + |0\rangle\langle 1|_S \otimes a^\dagger|0\rangle\langle 1|_A. \end{aligned}$$

Now measuring the diagonal terms of the ancilla qubit, we can retrieve p_0 and p_1 .

We have employed a model as shown in Fig. 1 for measuring TTJP [5]. The grouped gates represent the measurements in the rotated bases. The controlled gates shown can be either CNOT or anti-CNOT gate. We require both CNOT and anti-CNOT gate to perform the ‘ideal negative result measurement’ (INRM) procedure to measure the TTJP noninvasively, as proposed by Knee *et.al.* [15]. The idea behind the INRM procedure is as follows: consider a gate which interacts with the ancilla qubit only when the system qubit is in state $|1\rangle$. By application of such a gate we can noninvasively obtain the probability of the measurement outcomes when the system was in $|0\rangle$ state. Similarly if we have a gate, which

can interact with ancilla only if the system qubit is in $|0\rangle$ state then we can noninvasively obtain the probability of the measurement outcomes of the system state being in $|1\rangle$. These criteria are fulfilled by the CNOT gate and the anti-CNOT gate respectively.

Circuit shown in Fig. 1 has two controlled gates for encoding the outcomes of first and second measurements on to the first and second ancilla qubits respectively. The third measurement need not be non-invasive since we are not concerned with the further time evolution of the system. A set of four experiments are to be performed, with following arrangement of first and second controlled gates for measurement of the TTJP: (i) CNOT; CNOT, (ii) anti-CNOT; CNOT, (iii) CNOT; anti-CNOT, and (iv) anti-CNOT; anti-CNOT.

The propagators $\hat{U}_i = e^{-i\sigma_x \omega t_i/2}$ is realized by the cascade $\mathbb{H}\hat{U}_d\mathbb{H}$, where \mathbb{H} is the Hadamard gate, and the delay propagator $\hat{U}_d = e^{-i\sigma_z \omega t_i/2}$ corresponds to the z-precession of the system qubit at $\omega = 2\pi 100$ rad/s resonance off-set. The diagonal tomography was performed at the end to determine the probabilities [5].

The three qubits were provided by the three ^{19}F nuclear spins of trifluoroiodoethylene dissolved in acetone-D6. The structure of the molecule is shown in Fig. 2(a) and the chemical shifts and the scalar coupling values (in Hz) in Fig. 2(b). The effective ^{19}F spin-lattice (T_2^*) and spin-spin (T_1) relaxation time constants were about 0.8s and 6.3 s respectively. The experiments were carried out at an ambient temperature of 290 K on a 500 MHz Bruker UltraShield NMR spectrometer. The first spin (F_1) is used as the system qubit and, other spins (F_2 and F_3) as the ancilla qubits. Initialization involved preparing the state, $\frac{1-\epsilon}{8}\mathbb{1} + \epsilon\{\frac{1}{2}\mathbb{1}_S \otimes |00\rangle\langle 00|_A\}$ where $\epsilon \sim 10^{-5}$ is the purity factor [16]. The pulse sequence to prepare this state from the equilibrium state is shown in Fig. 2(c). All pulses were numerically optimized using the GRAPE technique [17] and had fidelities better than 0.999.

With our choice of measurement model (Fig. 1) we find a striking agreement with theoretical results on TTJP (19). One might have also run the post measured state

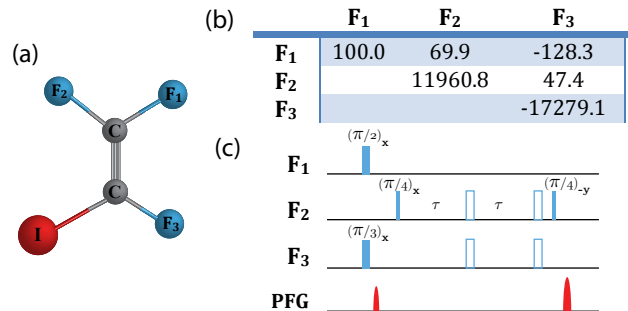


FIG. 2: The molecular structure of trifluoroiodoethylene (a), and corresponding chemical shifts and J-coupling values (in Hz) (b), and the pulse sequence for the preparation of initial state (c). The open pulses are π pulses and $\tau = 1/(4J_{23})$.

resulting after the first dashed block in Fig. 1 through an arbitrary CP map before the next step. However such post processing CP map would have affected the results. In other words, our measurement scheme provides an optimal procedure to preserve the state information, thus resulting in an excellent agreement of experimental results on TTJP with theoretical prediction (see Fig. 5).

For calculating the moments we utilize the Moussa protocol [6], which requires only two spins in our case. We utilize F_1 as the system and F_2 as the ancilla qubit. F_3 was decoupled using π pulses and the initialization involved preparing the state, $\frac{1-\epsilon}{8}\mathbb{1} + \epsilon\{\frac{1}{2}\mathbb{1}_S \otimes |+\rangle\langle +|_A \otimes |0\rangle\langle 0|\}$, which is obtained by applying the Hadamard gate to F_2 after the pulse sequence shown in Fig. 2(c). The circuit for measuring moments by Moussa protocol is shown in Fig. 3 and it proceeds as follows,

$$\begin{aligned}
& \hat{\rho} \otimes |+\rangle\langle +| \\
& \quad \downarrow c\hat{X}_1 \\
& \hat{\rho}\hat{X}_1^\dagger \otimes |0\rangle\langle 1| + \hat{X}_1\hat{\rho} \otimes |1\rangle\langle 0| + \\
& \hat{\rho} \otimes |0\rangle\langle 0| + \hat{X}_1\hat{\rho}\hat{X}_1^\dagger \otimes |1\rangle\langle 1| \\
& \quad \downarrow c\hat{X}_2 \\
& \hat{\rho}\hat{X}_1^\dagger\hat{X}_2^\dagger \otimes |0\rangle\langle 1| + \hat{X}_2\hat{X}_1\hat{\rho} \otimes |1\rangle\langle 0| + \\
& \hat{\rho} \otimes |0\rangle\langle 0| + \hat{X}_2\hat{X}_1\hat{\rho}\hat{X}_1^\dagger\hat{X}_2^\dagger \otimes |1\rangle\langle 1| \\
& \quad \downarrow c\hat{X}_3 \\
& \hat{\rho}\hat{X}_1^\dagger\hat{X}_2^\dagger\hat{X}_3^\dagger \otimes |0\rangle\langle 1| + \hat{X}_3\hat{X}_2\hat{X}_1\hat{\rho} \otimes |1\rangle\langle 0| + \\
& \hat{\rho} \otimes |0\rangle\langle 0| + \hat{X}_3\hat{X}_2\hat{X}_1\hat{\rho}\hat{X}_1^\dagger\hat{X}_2^\dagger\hat{X}_3^\dagger \otimes |1\rangle\langle 1|,
\end{aligned}$$

where, $c\hat{X}_i$ represents the controlled gates and $\hat{\rho}$ is the initial state of the system. The state of the ancilla qubit ($\hat{\rho}_a$) at the end of the circuit is given by,

$$\begin{aligned}
\hat{\rho}_a = & |0\rangle\langle 1|\text{Tr}(\hat{\rho}\hat{X}_1^\dagger\hat{X}_2^\dagger\hat{X}_3^\dagger) + |1\rangle\langle 0|\text{Tr}(\hat{X}_3\hat{X}_2\hat{X}_1\hat{\rho}) \\
& + |0\rangle\langle 0|\text{Tr}(\hat{\rho}) + |1\rangle\langle 1|\text{Tr}(\hat{X}_3\hat{X}_2\hat{X}_1\hat{\rho}\hat{X}_1^\dagger\hat{X}_2^\dagger\hat{X}_3^\dagger).
\end{aligned}$$

Moussa protocol was originally proposed for commuting observables, however, it can be easily extended to non-commuting observables. The NMR measurements correspond to the expectation values of spin angular momentum operators I_x or I_y [18]. The measurement of the I_x for ancilla qubit at the end of the circuit gives:

$$\text{Tr}[\hat{\rho}_a I_x] = \text{Tr}[\hat{X}_3\hat{X}_2\hat{X}_1\hat{\rho}]/2 + \text{Tr}[\hat{\rho}\hat{X}_1^\dagger\hat{X}_2^\dagger\hat{X}_3^\dagger]/2. \quad (20)$$

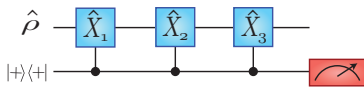


FIG. 3: Moussa Protocol for obtaining the 3-time correlated moments. One and two time moments can be calculated using the appropriate number of controlled gates.

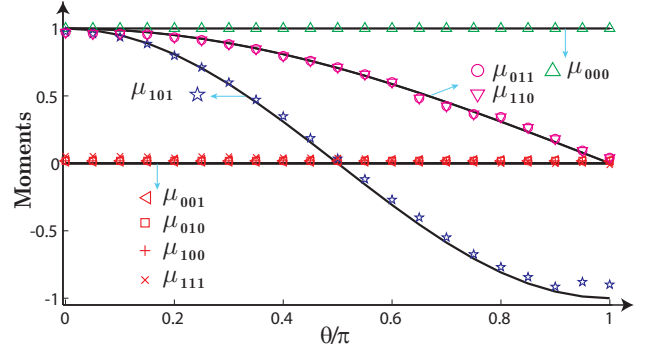


FIG. 4: Moments obtained experimentally from Moussa Protocol. The symbols represent experimentally obtained values of the indicated moments with the solid lines showing the corresponding theoretical values.

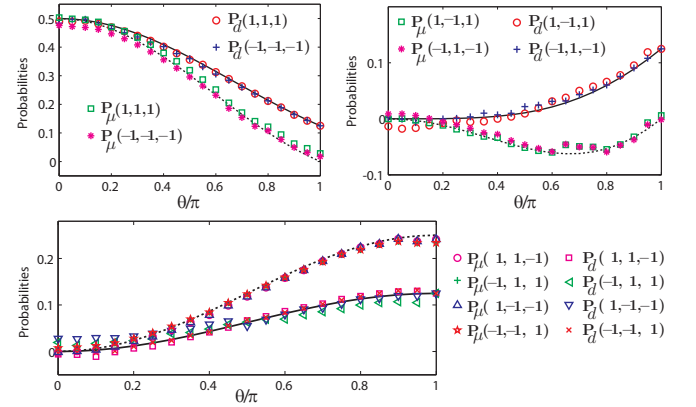


FIG. 5: Three-time joint probabilities (TTJP): The solid curve represents the probabilities obtained directly and the dashed curve the probabilities obtained by inverting the moments. The symbols represents the experimental data.

If, $\hat{X}_1, \hat{X}_2, \hat{X}_3$ commute, then the above expression gives $\text{Tr}[\hat{\rho}\hat{X}_1\hat{X}_2\hat{X}_3]$. In case of non-commuting hermitian observables, we also measure expectation value of I_y , which gives :

$$i\text{Tr}[\rho_a I_y] = \text{Tr}[\hat{X}_3\hat{X}_2\hat{X}_1\hat{\rho}]/2 - \text{Tr}[\hat{\rho}\hat{X}_1^\dagger\hat{X}_2^\dagger\hat{X}_3^\dagger]/2. \quad (21)$$

From (20) and (21) we can calculate $\text{Tr}[\hat{\rho}\hat{X}_1\hat{X}_2\hat{X}_3] \equiv \langle \hat{X}_1\hat{X}_2\hat{X}_3 \rangle$ for the 3-measurement case. Hence, by using the different number of controlled gates in appropriate order we can calculate all the moments. The experimentally obtained moments are shown in Fig. 4.

These experimentally obtained moments are inverted according to Eq. (4) to calculate the TTJP and are plotted along with the directly obtained TTJP using circuit shown in Fig. 1 as symbols in Fig. 5. The theoretical values for TTJP from moments and the one directly obtained are plotted as solid and dashed lines respectively. The results agree with the predictions of Eqs. (18) and (19) that the TTJP obtained directly and the one ob-

tained from the inversion of moments do not agree.

V. CONCLUSION

In classical probability setting, statistical moments associated with dichotomic random variables determine the probabilities uniquely. When the same issue is explored in the quantum context – with random variables replaced by Hermitian observables (which are in general non-commuting) and the statistical outcomes of observables in sequential measurements are considered – it is shown that the joint probabilities do not agree with the ones inverted from the moments. This is explicitly illustrated by considering sequential measurements of a dynamical variable at three different times in the specific example of a spin-1/2 system. An experimental investigation based on NMR methods, where moments and the

joint probabilities are extracted independently, demonstrates the moment indeterminacy of probabilities, concordant with theoretical observations.

The failure to revert joint probability distribution from its moments points towards its inherent incompatibility with the family of all marginals. In turn, the moment indeterminacy reveals the absence of a legitimate joint probability distribution compatible with the set of all marginal distributions – a common underpinning of various no-go theorems in the foundational aspects of quantum theory.

Acknowledgements

The authors are grateful to K. R. Koteswara Rao and Sudha for discussions. This work was partly supported by the DST project SR/S2/LOP-0017/2009.

-
- [1] J. A. Shohat and J. D. Tamarkin, *The Problem of Moments* (American Mathematical Society, New York, 1943)
- [2] N. I. Akhiezer, *The classical moment problem* (Hafner Publishing Co., New York, 1965)
- [3] A. N. Shiryaev, *Probability* (Springer-Verlag, New York, 1996)
- [4] The normalization condition $\sum_{q_1, q_2, \dots, q_k = \pm 1} P(q_1, q_2, \dots, q_k) = 1$ is reflected in the zeroth order moment $\mu_{00\dots 0} = 1$
- [5] H. Katiyar, A. Shukla, R. K. Rao, and T. S. Mahesh, *Phys. Rev. A* **87**, 052102 (2013)
- [6] O. Moussa, C. A. Ryan, D. G. Cory, and R. Laflamme, *Phys. Rev. Lett.* **104**, 160501 (Apr 2010), <http://link.aps.org/doi/10.1103/PhysRevLett.104.160501>
- [7] A. Fine, *Phys. Rev. Lett.* **48**, 291 (Feb 1982), <http://link.aps.org/doi/10.1103/PhysRevLett.48.291>
- [8] J. S. Bell, *Rev. Mod. Phys.* **38**, 447 (Jul 1966), <http://link.aps.org/doi/10.1103/RevModPhys.38.447>
- [9] S. Kochen and E. P. Specker, *J. Math. Mech.* **17**, 59 (1967)
- [10] A. Peres, *Journal of Physics A: Mathematical and General* **24**, L175 (1991), <http://stacks.iop.org/0305-4470/24/i=4/a=003>
- [11] N. D. Mermin, *Phys. Rev. Lett.* **65**, 3373 (Dec 1990), <http://link.aps.org/doi/10.1103/PhysRevLett.65.3373>
- [12] A. J. Leggett and A. Garg, *Phys. Rev. Lett.* **54**, 857 (1985), http://prl.aps.org/abstract/PRL/v54/i9/p857_1
- [13] A. R. U. Devi, H. S. Karthik, Sudha, and A. K. Rajagopal, *Phys. Rev. A* **87**, 052103 (2013)
- [14] M. Markiewicz, P. Kurzynski, J. Thompson, S. Y. Lee, A. Soeda, T. Paterek, and D. Kaszlikowski(2013), [arXiv:1302.3502](https://arxiv.org/abs/1302.3502)
- [15] G. C. Knee *et. al.*, *Nat. Commun.* **3**, 606 (2012), <http://dx.doi.org/10.1038/ncomms1614>
- [16] D. G. Cory, M. D. Price, and T. F. Havel, *Physica D* **120**, 82 (1998), [http://dx.doi.org/10.1016/S0167-2789\(98\)00046-3](http://dx.doi.org/10.1016/S0167-2789(98)00046-3)
- [17] N. Khaneja *et. al.*, *Journal of Magnetic Resonance* **172**, 296 (2005), ISSN 1090-7807, <http://www.sciencedirect.com/science/article/pii/S1090780704003696>
- [18] J. Cavanagh, *Protein NMR spectroscopy: principles and practice* (Academic Pr, 1996)