

Efficient Construction of Spanners in d -Dimensions

Sanjiv Kapoor*

XiangYang Li*

May, 2, 2011

Abstract

In this paper we consider the problem of efficiently constructing k -vertex fault-tolerant geometric t -spanners in \mathbb{R}^d (for $k \geq 0$ and $t > 1$). Vertex fault-tolerant spanners were introduced by Levkopoulus et. al in 1998. For $k = 0$, we present an $O(n \log n)$ method using the algebraic computation tree model to find a t -spanner with degree bound $O(1)$ and weight $O(\omega(MST))$. This resolves an open problem. For $k \geq 1$, we present an efficient method that, given n points in \mathbb{R}^d , constructs k -vertex fault-tolerant t -spanners with the maximum degree bound $O(k)$ and weight bound $O(k^2 \omega(MST))$ in time $O(n \log n)$. Our method achieves the best possible bounds on degree, total edge length, and the time complexity, and solves the open problem of efficient construction of (fault-tolerant) t -spanners in \mathbb{R}^d in time $O(n \log n)$.

1 Introduction

In this work we consider the problem of constructing spanner graphs to approximate the complete Euclidean graph. Given an edge weighted graph $G = (V, E, W)$, where $w(e)$ is the weight of an edge e , let $d_G(u, v)$ denote the shortest distance from vertex u to vertex v in graph G . The weight of the graph G , $\omega(G)$, is the sum of the edge weights of edges in G . A subgraph $H = (V, E')$, where $E' \subseteq E$, is called a t -spanner of the graph G , if for any pair of vertices $u, v \in V$, $d_H(u, v) \leq t \cdot d_G(u, v)$. The minimum t such that H is a t -spanner of G is called the *stretch factor* of H with respect to G . An Euclidean graph is a graph where the vertices are points in \mathbb{R}^d and the weight of every edge (u, v) is the Euclidean distance $\|uv\|$ between its end-vertices u and v . Spanner graphs in \mathbb{R}^d have been extremely well studied. We consider spanner graphs with additional properties of bounded degree, low weight and fault tolerance.

In this paper, we study t -spanners and k vertex fault-tolerant t -spanners ((k, t) -VFTS for short) for a set V of n points in \mathbb{R}^d . A subgraph $H = (V, E)$ is k vertex fault-tolerant, or k -VFT for short, if for any pair of vertices u and v with $uv \notin E$, there are $k + 1$ vertex disjoint paths from u to v in H . Here two paths Π_1 and Π_2 from u to v are said to be vertex disjoint if the only common vertices of Π_1 and Π_2 are u and v . A geometric graph $H = (V, E)$ is termed (k, t) -VFTS if for any subset $F \subset V$ of at most k vertices and any two vertices $w_1, w_2 \in V \setminus F$, the graph $H(V \setminus F, E'_H)$, where $E'_H = E_H \setminus \{(u, v) \mid u \in F, \text{ or } v \in F\}$, contains a path $\Pi(w_1, w_2)$ from w_1 to w_2 with length at most $t\|w_1 w_2\|$. Given an Euclidean graph that is k vertex fault-tolerant (VFT) and a real number $t > 1$, the aim here is to construct a subgraph H which is a (k, t) -VFTS subgraph, with a bounded vertex degree, and a bounded weight, i.e., $\omega(H)/\omega(MST(G))$ is bounded by a specified small constant, where $MST(G)$ is the minimum weighted spanning tree of G .

A greedy algorithm has been used to construct spanners for various graphs [8, 15–17, 27]. For a graph $G = (V, E)$ with $|V| = n$ and an arbitrary edge weight, Peleg and Schaffer [25] showed that any t -spanner needs at least $n^{1+\frac{1}{t+2}}$ edges; thus there is edge weighted graph such that any t -spanner of such a graph has weight at least $\Omega(n^{\frac{1}{t+2}} \omega(MST))$ (the bound is obtained by letting the weight of each edge be 1). Chandra et

*Department of Computer Science, Illinois Institute of Technology, Chicago, IL, 60616. Email: kapoor@iit.edu, xli@cs.iit.edu. The paper was first written during November 2007, and then revised during March 2008, June 2008, November 2008, March 2009, November 2009, June 2010, and May 2011.

al. [9] showed that the greedy algorithm constructs a t -spanner of weight at most $(3 + \frac{16t}{\epsilon^2})n^{\frac{2+\epsilon}{t-1-\epsilon}} \cdot \omega(\text{MST})$ for every $t > 1$ and any $\epsilon > 0$. Regev [28] proved that the t -spanner constructed by the greedy algorithm has weight at most $2e^2 \ln n \cdot n^{\frac{2}{t-1}} \cdot \omega(\text{MST})$ when $t \in [3, 2 \log n + 1]$, and has weight at most $(1 + \frac{4 \log^2 n + 2 \log n}{t+1-\log n}) \cdot \omega(\text{MST})$ when $t > 2 \log n + 1$, by studying the girth of the constructed t -spanner. Elkin and Peleg [14] recently showed that for any constant $\epsilon, \lambda > 0$ there exists a constant $\beta = \beta(\epsilon, \lambda)$ such that for every n -vertex graph G there is an efficiently constructible $(1 + \epsilon, \beta)$ -spanner of size $O(n^{1+\lambda})$.

Constructing t -spanners [1–6, 9, 11–13, 16–19, 23, 24, 26, 29, 30, 32] and (k, t) -VFTS [10, 20–22] for Euclidean graphs has been extensively studied in the literature. For computing t -spanners of $O(1)$ degree and $O(\omega(\text{EMST}))$ weight, the current best result¹ using algebraic computation tree model is a method with time complexity $O(n \log^2 n / \log \log n)$. An $O(n \log n)$ algorithm which uses an algebraic model together with indirect addressing has been obtained in [17]. While this model is acceptable in practice, the problem of computing low weight spanners in the algebraic decision tree model in time $O(n \log n)$ is still open. We resolve this problem and extend the techniques introduced in the first part of the paper to allow us to compute the k -fault-tolerant spanners efficiently.

In this paper we will also consider constructing (k, t) -VFTS for $k \geq 1$ for the complete Euclidean graphs on n points V in \mathbb{R}^d . The problem of constructing (k, t) -VFTS for Euclidean graphs was first introduced in [20]. Using the well-separated pair decomposition [7], Callahan and Kosaraju showed that a k -VFT spanner can be constructed (1) in $O(n \log n + k^2 n)$ time with $O(k^2 n)$ edges, or (2) in $O(nk \log n)$ time with $O(kn \log n)$ edges, or (3) in time $O(n \log n + c^k n)$ with degree $O(c^k)$ and total edge length $O(c^k \cdot \omega(\text{EMST}))$. Here the constant c is independent of n and k . Later, Lukovszki [22] presented a method to construct a (k, t) -VFTS with the asymptotic optimal number of edges $O(kn)$ in time $O(n \log^{d-1} n + nk \log \log n)$. Czumaj and Zhao [10] showed that there are Euclidean graphs such that any (k, t) -VFTS has weight at least $\Omega(k^2) \omega(\text{EMST})$, where EMST is the Euclidean minimum spanning tree connecting V . They then proved that one can construct a (k, t) -VFTS using a greedy method² for a set V of n nodes, that has maximum degree $O(k)$ and total edge length $O(k^2 \omega(\text{EMST}))$. However it is unknown, given arbitrary k , an Euclidean graph and a pair of vertices u and v , whether we can determine in polynomial time if there are $k + 1$ vertex-disjoint paths connecting them and each path has a length at most a given value $t \|uv\|$. Notice that this problem is NP-hard when we are given a graph G with arbitrary weight function. Czumaj and Zhao further presented a method to construct a (k, t) -VFTS for Euclidean graphs in time $O(nk \log^d n + nk^2 \log k)$ such that it has the maximum node degree $O(k)$ and total edge length $O(k^2 \log n) \cdot \omega(\text{EMST})$ for $k > 1$. Observe that there is a gap between the lower bound $O(k^2) \cdot \omega(\text{EMST})$ and the achieved upper bound $O(k^2 \log n) \cdot \omega(\text{EMST})$ on the total edge length.

Our Results: The contributions of this paper are as follows. In the first part of the paper, given a set V of points (such input points are called *nodes* hereafter) in \mathbb{R}^d and an arbitrary real number $t > 1$, we present a method that runs in time $O(n \log n)$ using the algebraic computation tree model and constructs a t -spanner graph whose total edge length is $O(\omega(\text{EMST}))$. The hidden constants depend on d and t , or more precisely, the number of cones used in our method, which is $O((\frac{1}{t-1})^d)$. This solves an open question of finding a method with time-complexity $O(n \log n)$ in the algebraic computation tree model. The main techniques used in our methods are listed below.

1. We first apply a special well-separated pair decomposition, called *bounded-separated pair decomposition* (BSPD) which is produced using a split-tree partition of input nodes [7]. The split-tree partition uses boxes that tightly enclose a set of nodes, i.e., each side of the box contains a point from V . In our decomposition, we need to ensure that every pair (X, Y) of separated sets of nodes is contained in two, almost equal sized boxes, $b(X)$ and $b(Y)$, respectively, where $b(X)$ ($b(Y)$ respectively) contains only the

¹Private communication with M. Smid.

²Edges are processed in increasing order of length and an edge (u, v) is added only if H formed by previously added edges does not have $k + 1$ internally node-disjoint paths connecting u and v , each with length at most $t \|u - v\|$.

node set X (Y respectively). These boxes are termed *floating virtual boxes* since they can be positioned in a number of ways. An important property of the BSPD that we construct is that for every pair of nodes sets (X, Y) in the decomposition, the distance between $b(X)$ and $b(Y)$ is not only not too small (these conditions are from WSPD), but also not too large, compared with the sizes of boxes containing them respectively.

2. To facilitate the proof that the structure constructed by our method is a t -spanner we use neighborhood cones. At every point x we use a cone partition of the space around x by a set of basis vectors. To guide the addition of spanner edges we introduce the notion of *General-Cone-Direction* for a pair of boxes b and b' . This notion ensures that every point x contained inside the box b has all the nodes inside b' within a collection of cones \mathcal{C} , each cone with apex x . The angular span of the cones \mathcal{C} is bounded from above by some constant (depending on the spanning ratio t), which ensures the spanner property.
3. To prove that the structure constructed by our method has low-weight, we introduce the *empty-cylinder property*. A set of edges E is said to have the empty-cylinder property if for every edge $e \in E$, we can find an empty cylinder (that does not contain any end-nodes of E inside) that uses a segment of e as its axis and has radius and height at least some constants factor of the length of e . We prove that a set of edges E with empty-cylinder property and empty-region property has a total weight proportional to the minimum spanning tree of the set of end-nodes of edge E .

In the second part of the paper, given V in \mathbb{R}^d , $t > 1$ and a constant integer $k > 1$, we present a method that runs in time $O(n \log n)$ and constructs a k -vertex fault-tolerant t -spanner graph with following properties: (1) the maximum node degree is $O(k)$, and (2) the total edge length is $O(k^2)\omega(\text{EMST})$. This achieves an optimal weight bound and degree bound of the spanner graph, which is the first such result known in the literature. The second part utilizes techniques introduced in the first part.

The paper is organized as follows. We present our method of constructing t -spanner in time $O(n \log n)$ in Section 2, and prove the properties of the structure and study the time complexity of our method in Section 3. In Section 4, we present and study our method of constructing (k, t) -VFTS. We conclude our paper in section 5.

2 t -Spanner in \mathbb{R}^d Using Compressed Split-tree

In this section, we present an efficient method in the algebraic computation tree model with time complexity $O(n \log n)$ to construct a t -spanner for any given set of nodes V in \mathbb{R}^d for any $t > 1$. Our method is based on a variation of the compressed split-tree partition of V : We partition all pairs of nodes using a *special* well-separated pair decomposition based on a variant of split-tree that uses boxes with bounded aspect ratio.

2.1 Split Tree Partition of a set of Nodes

We use $\mathbf{d}(x, y)$ to denote the distance between points x and y in \mathbb{R}^d in the L_p -metric for $p \geq 1$. We will focus on Euclidean distance here. We define our partition of input nodes $V \in \mathbb{R}^d$ using a Compressed Split-tree, a structure first used in [31]. Let x_i be the i th dimension in \mathbb{R}^d and $x = (x_1, x_2, \dots, x_d)$ be a point in \mathbb{R}^d . Then an orthogonal box b in \mathbb{R}^d is $\{x = (x_1, x_2, \dots, x_d) \mid L_i \leq x_i \leq R_i\}$, where $L_i < R_i$, $i = 1, 2, \dots, d$, are given values defining the bounding planes of the box. Given a box b in \mathbb{R}^d we define the following terminology:

- $|b|$ is the number of nodes from V contained in the box b .
- $\mathbf{d}(b_1, b_2)$ is the Euclidean distance between the boxes b_1 and b_2 , i.e., $\min_{x \in b_1, y \in b_2} \|x - y\|$.
- For a box b , $\vartheta(b)$ denotes the *size* of box b , i.e. the length, $\max_{1 \leq i \leq d} (R_i - L_i)$, of the longest side of b .
- The aspect ratio of a box b is defined as the ratio of the longest side-length over the smallest side-length, i.e., $\max_{1 \leq i, j \leq d} (R_i - L_i) / (R_j - L_j)$.

Given a point set, S , we will refer to the smallest orthogonal box enclosing the point set S as $b = \boxplus(S)$. Such a box b is called *enclosing-box* of a point set S hereafter. Here the enclosing-box b does not necessarily have a good aspect ratio.

Definition 1 (Tight-Virtual Box) Given a box $b = \boxplus(S)$ we define a box $\square(b)$ as a tight-virtual box if it has the following properties:

1. $\square(b) \supseteq b$, i.e. it contains b inside
2. longest side of $\square(b)$ is exactly $\vartheta(b)$, the longest side of box b .
3. $\square(b)$ has an aspect ratio at most a constant $\beta \leq 2$.

Given a set V of n d -dimensional nodes, let $\delta(V)$ be the smallest pairwise distance between all pairs of nodes in V . We next define a special split-tree similar to the structure defined in [7, 31].

Definition 2 (Compressed split-tree) A compressed split-tree, termed $CT(V)$, is a rooted tree of d -dimensional boxes defined as follows:

1. Each vertex u in the compressed split-tree is mapped to a d -dimensional box $b = \mathbb{B}(u)$, and associated with a tight-virtual box $\square(b)$.
2. The root vertex, termed *root*, of the tree $CT(V)$ is associated with the enclosing-box $\mathbb{B}(\text{root}) = \boxplus(V)$ containing all the nodes in V . Associated with this box is a tight-virtual box $\square(\mathbb{B}(\text{root}))$ which has a bounded aspect ratio $\beta \leq 2$ enclosing the box $\mathbb{B}(\text{root})$.
3. Each internal vertex u (associated with a box $b = \mathbb{B}(u)$ and the tight-virtual box $\square(b)$) in the tree $CT(V)$ has two children vertices, if b contains at least 2 nodes from V . Consider the two boxes, B'_1, B'_2 , obtained by subdividing b into 2 smaller boxes b'_i , $1 \leq i \leq 2$, cutting b by a hyperplane passing through the center of b and perpendicular to the longest side of b . Shrink $B'_i, 1 \leq i \leq 2$ to obtain minimum sized enclosing-box b_i , containing the same set of nodes as B'_i , i.e., each face of b_i contains a node of V . Let $\Xi(b) = \{b_1, b_2\}$. With each box b_i in $\Xi(b)$, we associate a tight-virtual box $\square(b_i)$ with an aspect ratio at most $\beta \leq 2$. Then the children vertices of the vertex u are two boxes b_1, b_2 . Additionally, $\square(b_1)$ and $\square(b_2)$ are disjoint and are contained inside b .
4. There is a tree edge from b to every $b_i \in \Xi(b)$. Notice that neither b_1 nor b_2 is empty of nodes inside. The box b from which b_i is obtained by this procedure is referred to as the *father* of the b_i , denoted as $\mathbb{P}(b_i)$. A box b that contains only one node is called a *leaf box*. For simplicity of presentation, we assume that any leaf box has a size ϵ for sufficiently small $0 < \epsilon \ll \delta(V)$.
5. The level of a box b is the number (rounds) of subdivisions used to produce b from the root box. The level of the box $\mathbb{B}(\text{root})$ is then 0. If a box b has level j , then each box in $\Xi(b)$ has level $j + 1$.

In Lemma 1, we will show that the tight-virtual boxes $\square(b_i)$, $i = 1, 2$, can be constructed from $\square(b)$ in $O(d)$ time

The tree $CT(V)$ is called a *canonical partition* split-tree of V . One difference between our structure and the split-tree structure used in [7] is that we associate with each box b in $CT(V)$ a tight-virtual box $\square(b)$, while in [7] different boxes are used. Another major difference is the *floating-virtual-boxes* to be introduced later.

Lemma 1 Given a box b and its associated tight-virtual box $\square(b)$, we can find the tight-virtual box $\square(b_i)$ for each children box $b_i \in \Xi(b)$ in $O(d)$ time.

PROOF. Obviously, for the root box $\boxplus(V)$, we can find a tight-virtual box $\square(\boxplus(V))$ in $O(d)$ time. We now show that given a vertex $b = \boxplus(S)$ (enclosing-box of some subset S of nodes in V) in $CT(V)$ and a child enclosing-box b_1 obtained by subdividing b by a hyperplane h , we can construct a tight-virtual box $\square(b_1)$ from the tight-virtual box $\square(b)$ efficiently as follows. Let $\square(b)_h$ be the box, which contains b_1 , obtained by

partitioning $\square(b)$ using the hyperplane h . Assume w.l.o.g that b_1 is the one located with the same center as $\square(b)_h$. Box $\square(b)_h$ can now be shrunk as b_s until one of the sides of the shrunk box b_s meets a side of b_1 . Other sides of b_s which are larger than $\vartheta(b_1)$ can be shrunk to meet b_1 if the aspect ratio is not below β . This gives us $\square(b_1)$. The aspect ratio of $\square(b_1)$ is bounded by the aspect ratio of $\square(b)_h$ if $\beta \leq 2$. \square

For the purpose of constructing a spanner in \mathbb{R}^d , we introduce another box, called *floating-virtual box*, associated with each box in the tree $CT(V)$. For box b , let $\square(\mathbb{P}(b))_h$ be one of the two boxes that is produced by halving the (longest dimension of) tight-virtual box $\square(\mathbb{P}(b))$ and that contains b inside. Since the tight-virtual box $\square(\mathbb{P}(b))$ has an aspect ratio bounded by $\beta \leq 2$, $\square(\mathbb{P}(b))_h$ has an aspect ratio bounded by $\beta \leq 2$ also.

Definition 3 (Floating-Virtual Box) Consider a compressed split-tree $CT(V)$ for a set of input nodes V . For a box b , a box, denoted as $\boxplus(b)$, is termed as a floating-virtual box associated with the box b if the following properties hold:

1. it includes the tight-virtual box $\square(b)$ of the box b inside,
2. it is contained inside the parent box $\mathbb{P}(b)$ of b ,
3. it has an aspect ratio at most a constant $\beta \leq 2$, and
4. it is contained inside the box $\square(\mathbb{P}(b))_h$, halved from the tight-virtual box $\square(\mathbb{P}(b))$.

It is worth to emphasize that, for a box b , a floating-virtual box to be used by our method is not unique: it also depends on some other boxes to be paired with. It is also easy to show that the floating-virtual boxes of two disjoint boxes b_1 and b_2 will be always disjoint because of the property 4 in Definition 3. Table 1 summarizes some of the notations used in the paper. See Figure 1 for illustration of some concepts defined in this paper.

Table 1: Notations and abbreviations used in this paper.

$\overline{\square}(S)$	the enclosing-box of a set of nodes S
$\square(b)$	the two minimum sized boxes produced by halving b and then shrinking the produced boxes to be enclosing-boxes
$\square(b)$	the tight-virtual box that contains a box b inside and has an aspect ratio $\leq \beta \leq 2$.
$\boxplus(b)$	a floating-virtual box containing the tight-virtual box $\square(b)$ inside ($\square(b)$ and $\boxplus(b)$ may be same) and has an aspect ratio $\leq \beta$. Here $\boxplus(b)$ is not unique in our algorithm: it depends on the box b' to be paired with for defining edges.
$\vartheta(b)$	the size of the box b , <i>i.e.</i> , the length of the longest side.
$\mathbf{d}(b_1, b_2)$	the Euclidean distance between two boxes b_1, b_2 .
$\ell(b_1, b_2)$	the edge-distance between two boxes b_1, b_2 . This is equal to $\mathbf{d}(b'_1, b'_2)$ where b'_1 and b'_2 are the floating-virtual boxes for bounded-separated boxes b_1 and b_2 .
$\mathbb{P}(b)$	the parent vertex of a box b in the tree $CT(V)$

Observe that the compressed split-tree proposed here is slightly different from the split-tree defined in [7]: we define the tight-virtual boxes and also associate a tight-virtual box with some floating-virtual boxes: these floating-virtual boxes will be determined by a procedure to be described later. Given that a split-tree can be constructed in $O(n \log n)$ steps [7], it is easy to show the following theorem (Theorem 2). The proof is similar to the proof in [7] and is thus omitted.

Theorem 2 The compressed split-tree $CT(V)$ can be constructed in time $O(dn \log n)$ for a set of nodes V in \mathbb{R}^d .

In the rest of the paper, we will mainly focus on the tight-virtual boxes $\square(b)$ for all enclosing-boxes b produced in the compressed split-tree. For ease of description, we will refer to b and $\square(b)$ by b itself. Thus $\boxplus(\square(b))$ will refer to the same box as $\boxplus(b)$. The difference here is that $\square(b)$ has an aspect ratio $\leq \beta$ while the aspect ratio of an enclosing-box b could be arbitrarily large.

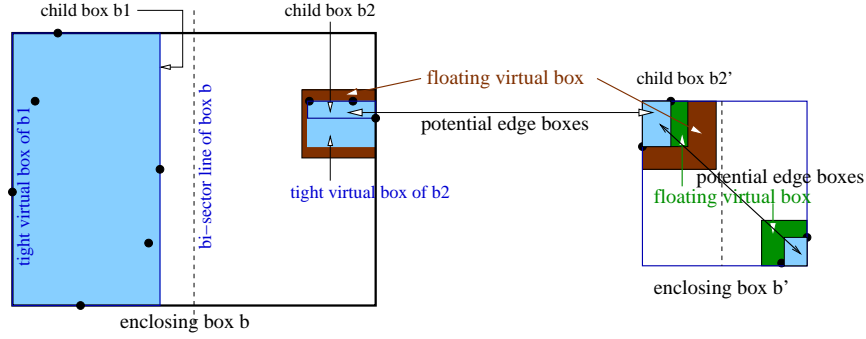


Figure 1: An illustration of several concepts defined in this paper. Here for a box b'_2 , depending on the pairing box, the floating-virtual box for b'_2 could be different. When the box b'_2 is paired with the box b_2 , the floating-virtual box $\square(b'_2)$ is shaded as brown in the figure. When the box b'_2 is paired with the box b'_1 , the floating-virtual box $\square(b'_2)$ is shaded as green in the figure.

2.2 Well-Separated Pair Decomposition and Bounded-Separated Pair Decomposition

Our method of constructing a spanner efficiently will use some decomposition of all pairs of nodes similar to well-separated pair decomposition (WSPD) [7].

Well-Separated Pair Decomposition (WSPD): Recall that, given two sets of points $A, B \in \mathbb{R}^d$, a set $\mathcal{R}(A, B) = \{\{A_1, B_1\}, \{A_2, B_2\}, \dots, \{A_p, B_p\}\}$ is called a *well-separated realization* of the interaction product $A \otimes B = \{\{x, y\} \mid x \in A, y \in B, \text{ and } x \neq y\}$ if

1. $A_i \subseteq A$, and $B_i \subseteq B$ for all $i \in [1, p]$.
2. $A_i \cap B_i = \emptyset$ for all $i \in [1, p]$.
3. $(A_i \otimes B_i) \cap (A_j \otimes B_j) = \emptyset$ for all $1 \leq i < j \leq p$.
4. $A \otimes B = \bigcup_{i=1}^p A_i \otimes B_i$.
5. A_i and B_i is *well-separated*, i.e., the distance $d(A_i, B_i) \geq \varrho \max(\vartheta(A_i), \vartheta(B_i))$ for some constant ϱ , where $\vartheta(X)$ of a point set X is the radius of the smallest disk containing X , which is of the same order of the size of the smallest box $\square(X)$ containing X .

Here p is called the *size* of the realization $\mathcal{R}(A, B)$.

Given the split-tree $CT(V)$, we say that a well-separated realization of $V \otimes V$ is a *well-separated pair decomposition (WSPD)* of V based on $CT(V)$, if for any i , A_i and B_i are the sets of nodes contained in some enclosing-boxes, $\square(u_i)$, $u_i \in CT(V)$ and $\square(v_i)$, $v_i \in CT(V)$, respectively. Here we overuse notations a little bit, for a box $b \in CT(V)$, we also refer via b as the subset of nodes from V contained inside b . In [7], it is shown that a well-separated pair decomposition based on a split-tree $CT(V)$ can be constructed in linear time $O(n)$ when the split-tree $CT(V)$ is given.

Theorem 3 [7] *Given the split-tree $CT(V)$, we can construct a well-separated pair decomposition based on $CT(V)$ in linear-time $O(n)$ and the realization of this WSPD has size $O(n)$.*

PROOF. For completeness of presentation, we briefly review the proof here. The algorithm itself is recursive. In this proof, when we mention a box b , we always mean the tight-virtual box $\square(b)$ corresponding to the enclosing-box used in the split-tree. Each vertex of the compressed split-tree $CT(V)$ has 2 children enclosing-boxes, containing point sets denoted by A_1, A_2 . We construct a well-separated realization for $A_1 \otimes A_2$.

We now focus on how to construct a realization for a pair of boxes b and b' . If (b, b') is well-separated, i.e., $d(b, b') \geq \varrho \max(\vartheta(b), \vartheta(b'))$, then we are done for this pair. Otherwise, for simplicity, we assume that

$\vartheta(b) \geq \vartheta(b')$. In this case, let $\{c_i \mid 1 \leq i \leq 2\}$ be the 2 children enclosing-boxes of b in the tree $CT(V)$. We then recursively construct a well-separated realizations of $c_i \otimes b'$, for each child box c_i of b and then return the union of these realizations as the well-separated realization for the pair (b, b') . Based on the compressed split-tree $CT(V)$, we will have a WSPD-computation tree T as follows:

1. The root of T is (b_0, b_0) , where b_0 is the box corresponding to the root vertex of $CT(V)$;
2. For each node (b, b') in T , if $b = b'$, then it has the following children (b_i, b_j) where $1 \leq i \leq j \leq 2$ and b_1, b_2 are children enclosing-boxes of b in the compressed split-tree $CT(V)$. However, observe that here $(b_i, b_i) \in T$ for each children box b_i of b .
 - (a) If $\mathbf{d}(b, b') \geq \varrho \max(\vartheta(b), \vartheta(b'))$, then it does not have any children since (b, b') is a pair of well-separated boxes.
 - (b) If $\mathbf{d}(b, b') < \varrho \max(\vartheta(b), \vartheta(b'))$ and $\vartheta(b) \geq \vartheta(b')$, then it has 2 children nodes (c_i, b') where c_i is a tight-virtual child box of b in the tree $CT(V)$. Recall that here $c_i, 1 \leq i \leq 2$ is produced by halving the longest dimension of b and then shrinking the corresponding boxes into the smallest tight-virtual boxes with aspect ratio at most β .
 - (c) If $\mathbf{d}(b, b') < \varrho \max(\vartheta(b), \vartheta(b'))$ and $\vartheta(b) < \vartheta(b')$, then it has 2 children nodes (b, c_i) where c_i is a tight-virtual children box of b' in the tree $CT(V)$.

For simplicity of analysis, for any vertex (b, b') in the WSPD-computation tree T , we always assume that $\vartheta(b) \geq \vartheta(b')$; otherwise, we reorder them and rename them. A careful analysis in [7] show that the WSPD-computation tree T has size at most $2n \cdot 2^2 + 4n \cdot (4\varrho_1)^d = O(n)$ vertices. The theorem then follows. \square

Bounded-Separated Pair Decomposition (BSPD): Observe that a pair of boxes (b, b') in WSPD may have a distance arbitrarily larger than $\max(\vartheta(b), \vartheta(b'))$, especially, the WSPD produced in [7]. To produce spanners with low weight, we do not want to include arbitrarily long edges in the spanner, unless it is required. To capture such a requirement, we propose a new concept, a *bounded-separated pair decomposition* (BSPD). A well-separated pair decomposition (WSPD) based on a compressed split-tree $CT(V)$ is called a *bounded-separated pair decomposition*, if it has the following additional property: each pair of tight-virtual boxes (b, b') in this WSPD satisfies the property of *bounded-separation of floating-virtual boxes*, i.e., there is a pair of floating-virtual boxes $b_2 = \square(b)$ and $b'_2 = \square(b')$ and $(b_2, b'_2) = (\square(b), \square(b'))$ has *bounded separation*.

Definition 4 (Bounded Separation) *A pair of boxes (b_2, b'_2) has the property of bounded-separation if it satisfies the following properties*

1. *Almost Equal-size Property: $\varepsilon_1 \vartheta(b'_2) \leq \vartheta(b_2) \leq \varepsilon_2 \vartheta(b'_2)$. Here we typically choose constants $\varepsilon_2 = 1/\varepsilon_1 = 2$. The two boxes b_2 and b'_2 are called almost-equal-sized.*
2. *Bounded-Separation Property: $\varrho_1 \max(\vartheta(b_2), \vartheta(b'_2)) \leq \mathbf{d}(b_2, b'_2) \leq \varrho_2 \max(\vartheta(b_2), \vartheta(b'_2))$ for constants $1 < \varrho_1 < \varrho_2$ to be specified later.*

Two boxes b and b' present in the bounded-separated pair decomposition are called a pair of *bounded-separated boxes* in $CT(V)$. The choice of the constants $\varrho_2 > \varrho_1 \geq \frac{2\sqrt{dt}}{t-1}$ depends on the spanning ratio $t > 1$ required. The constants ϱ_2 and ϱ_1 will be chosen as specified later to ensure the existence of a pair of bounded-separated boxes. Observe the fact that a pair of boxes b and b' is in BSPD does not imply that the distance between b and b' is in the range $[\varrho_1 \cdot \max(\vartheta(b), \vartheta(b')), \varrho_2 \cdot \max(\vartheta(b), \vartheta(b'))]$; it is possible that the distance $\mathbf{d}(b, b') > \varrho_2 \cdot \max(\vartheta(b), \vartheta(b'))$. However, observe that $\mathbf{d}(\mathbb{P}(b), \mathbb{P}(b')) \leq \varrho_2 \cdot \max(\vartheta(\mathbb{P}(b)), \vartheta(\mathbb{P}(b')))$ for the parent boxes $\mathbb{P}(b)$ and $\mathbb{P}(b')$ of b and b' .

Given the split-tree $CT(V)$, we then briefly discuss how to connect pairs of nodes to form edges in the spanner. Our method is based on the concept of *potential-edge-boxes*.

Definition 5 (potential-edge-boxes) *Two enclosing-boxes b and b' in the compressed split-tree $CT(V)$ (corresponding to two vertices in $CT(V)$) are said to be a pair of potential-edge boxes, denoted as (b, b') , if*

1. The pair of floating-virtual boxes $b_2 = \boxplus(b)$ and $b'_2 = \boxplus(b')$ have the property of bounded-separation; the pair of boxes b_2 and b'_2 is called the pair of bounded-separated floating-virtual boxes defining the pair of potential-edge boxes b and b' .
2. None of the pairs $(b, \mathbb{P}(b'))$, $(\mathbb{P}(b), b')$, $(\mathbb{P}(b), \mathbb{P}(b'))$, is a pair of potential-edge boxes in $CT(V)$.

For a pair of potential-edge boxes (b, b') , we use $(\boxplus(b), \boxplus(b'))$ to denote the floating-virtual boxes of b and b' respectively that define the pair of potential-edge boxes. From the definition of floating-virtual boxes, we have the following lemma.

Lemma 4 For a pair of potential-edge boxes b and b' and the pair of floating-virtual boxes b_2 and b'_2 defining them, the floating-virtual box $b_2 = \boxplus(b) \supseteq b$ cannot contain another enclosing-box that is disjoint of b , i.e. $b'' \cap b = \emptyset \implies \boxplus(b) \cap b'' = \emptyset$.

Definition 6 (edge-distance of potential-edge boxes) For a pair of potential-edge boxes b_1 and b'_1 , define its edge-distance, denoted as $\ell(b_1, b'_1)$, as the distance between the pair of bounded-separated floating-virtual boxes b_2 and b'_2 that define the pair of potential-edge boxes b_1 and b'_1 , i.e., $\ell(b_1, b'_1) = \mathbf{d}(b_2, b'_2)$.

Given a compressed split-tree $CT(V)$ and associated boxes at each node we then define the *edge-neighboring boxes* of an enclosing-box b as

$$\mathcal{N}(b) = \{b' \mid \text{boxes } b \text{ and } b' \text{ are a pair of potential-edge boxes in } CT(V)\}$$

Observe that here the distance $\mathbf{d}(b, b')$ could be arbitrarily larger than the maximum size of boxes b and b' . However, the distance $\mathbf{d}(\mathbb{P}(b), \mathbb{P}(b')) \leq \varrho_2 \max(\vartheta(\mathbb{P}(b)), \vartheta(\mathbb{P}(b')))$ if $b' \in \mathcal{N}(b)$. Given a fixed size L , and a tight-virtual box b , the number of tight-virtual boxes b' such that (1) $(\boxplus(b), \boxplus(b'))$ has the property of bounded-separation, and (2) $\boxplus(b)$ has size L , is clearly bounded by a constant. However, this does not mean that the number of tight-virtual boxes, the cardinality of $\mathcal{N}(b)$, that could pair with b to form a pair of potential-edge boxes is bounded by a constant. The reason is that the floating-virtual boxes for a tight-virtual box b depend on with which box the box b will be paired (see Figure 1 for illustration). There is an example of nodes' placement such that the cardinality $|\mathcal{N}(b)|$ could be as large as $\Theta(n)$. The example is as follows: in $2D$, we place a node at $v_0 = (0, 0)$ and n nodes v_i at $(0, 2^i - \epsilon)$, for $1 \leq i \leq n$. An additional node v_{n+1} is placed at $(0, -2^n)$. Here $\epsilon > 0$ is a sufficiently small number. Then the smallest box b containing node v_{n+1} will have $\Theta(n)$ boxes in $\mathcal{N}(b)$ (the sizes of these boxes are about 2^i , $0 \leq i \leq n - 1$).

Thus, our construction method will use another set instead

$$\mathcal{N}_{\geq}(b) = \{b' \mid b' \in \mathcal{N}(b) \text{ and } \vartheta(\mathbb{P}(b')) \geq \vartheta(\mathbb{P}(b))\}$$

Observe that for any pair of potential-edge boxes b and b' , we either have $b' \in \mathcal{N}_{\geq}(b)$ or $b \in \mathcal{N}_{\geq}(b')$, or both. Consider $\mathbb{P}(b)$ and $\mathbb{P}(b')$. The distance between $\mathbb{P}(b)$ and $\mathbb{P}(b')$ is at most $\varrho_2 \max(\vartheta(b_2), \vartheta(b'_2))$ since the floating-virtual box for b is always contained inside $\mathbb{P}(b)$. Thus there are at most $\Theta((\varrho_2 \cdot \epsilon_2)^d)$ boxes b' .

Lemma 5 The cardinality of $\mathcal{N}_{\geq}(b)$ is bounded by a constant $\Theta((\varrho_2 \cdot \epsilon_2)^d)$.

We now show that we can construct a linear size BSPD based on $CT(V)$ in linear time.

Lemma 6 Given any pair of tight-virtual boxes b and b' in a BSPD with $\vartheta(b') \leq \vartheta(b) \leq \vartheta(\mathbb{P}(b'))$, in time $O(d)$, we can find a floating-virtual box b'' inside $\mathbb{P}(b')_h$ of almost-equal-size with b .

PROOF. Notice that the size of $\mathbb{P}(b')_h$ is at least $\vartheta(b)/2$ since $\vartheta(b) \leq \vartheta(\mathbb{P}(b'))$. Pick any dimension, say d_1 . Projecting $\mathbb{P}(b')_h$ on this dimension results in a segment, say xy . Let the segment ab be the projection of b' in the dimension of d_1 . Note that $[a, b] \subset [x, y]$. We then align a floating-virtual box b'' (s.t. $\vartheta(b)/2 \leq \vartheta(b'') \leq \vartheta(b)$) such that its projection on the dimension that contains $[c, d]$ starts at x . If $[c, d]$ contains $[a, b]$ we are done. Otherwise, align b'' such that $d = b$. Since $b - x \geq d - c$ and $d - c \geq b - a$, the alignment of the box b'' in dimension d_1 is possible. This can be repeated for all dimensions. It is easy to show that the size of the floating-virtual box b'' is at most $\vartheta(b)$, and at least $\vartheta(b)/2$. This finishes the proof. \square

Theorem 7 *Given the compressed split-tree $CT(V)$, we can construct a bounded-separated pair decomposition (BSPD) (using constants ϱ_1 and ϱ_2) in linear-time $O(n)$ and the realization has size $O(n)$. The constants ϱ_1 and ϱ_2 are related to ϱ of the WSPD as follows:*

$$\begin{cases} \varrho_1 \leq \varrho - \sqrt{d} \\ \varrho_2 \geq 2\varrho + 4\sqrt{d} \end{cases} \quad (1)$$

PROOF. We will prove this based on the well-separated pair decomposition computed in the proof of Theorem 3. In the proof, we will mainly focus on the tight-virtual boxes, instead of the actual enclosing-boxes. Observe that in the WSPD computation tree T (defined in proof of Theorem 3) of a WSPD based on the compressed split-tree $CT(V)$, all the leaf vertices will form a WSPD. We first build a WSPD with a constant ϱ , where the exact value of ϱ will be determined later.

Consider a pair of boxes (b, b') at a leaf vertex in the WSPD-computation tree T , i.e. (b, b') is an element of the computed WSPD. We show that, by adjusting the sizes of pairs of boxes in the WSPD computed, we can get a BSPD. More specifically, for each pair of boxes b and b' in WSPD, we show how to obtain two almost-equal-sized floating-virtual boxes b_2 (containing b) and b'_2 (containing b') such that $\varrho_1\vartheta(b_2) \leq \mathbf{d}(b_2, b'_2) \leq \varrho_2\vartheta(b_2)$ for some constants $\varrho_1 < \varrho_2$.

Assume w.l.o.g., $\vartheta(b') \leq \vartheta(b)$. First of all, because of the properties of the WSPD computation-tree T , $\vartheta(b) \leq \vartheta(\mathbb{P}(b'))$ when (b, b') is a leaf node in the computation tree T . Notice that here, to get the vertex (b, b') , we could have split $\mathbb{P}(b')$ first or we could have split $\mathbb{P}(b)$ first in the WSPD computation-tree T . Thus, by Lemma 6, we can find a floating-virtual box $b'' = \square(b')$, which is almost-equal-sized to b (i.e., $\vartheta(b)/2 \leq \vartheta(b'') \leq \vartheta(b)$), is inside $\mathbb{P}(b')$, and contains b' inside.

We now show that the distance $\mathbf{d}(b, b'')$ is at least a constant fraction of $\vartheta(b)$. Obviously,

$$\mathbf{d}(b, b'') > \mathbf{d}(b, b') - \sqrt{d}\vartheta(b'') \geq \varrho \max(\vartheta(b), \vartheta(b')) - \sqrt{d}\vartheta(b) = (\varrho - \sqrt{d})\vartheta(b) \geq \varrho_1\vartheta(b).$$

On the relations of $\mathbf{d}(b, b'')$ and the size $\vartheta(b)$, there are two complementary cases here:

Case 1: $\mathbf{d}(b, b'') \leq \varrho_2\vartheta(b)$: In this case, we have already found a pair of floating-virtual boxes $b_2 = b$ and $b'_2 = b''$ for the pair of boxes b and b' such that the distance between the floating-virtual boxes satisfies that $\varrho_1\vartheta(b) \leq \mathbf{d}(b, b'') \leq \varrho_2\vartheta(b)$. Thus, we put (b, b') into BSPD.

Case 2: $\mathbf{d}(b, b'') > \varrho_2\vartheta(b)$: Here, from $\vartheta(b) \leq \vartheta(\mathbb{P}(b'))$, we have $\mathbf{d}(b, \mathbb{P}(b')) \leq \varrho \max(\vartheta(b), \vartheta(\mathbb{P}(b'))) = \varrho\vartheta(\mathbb{P}(b'))$ (If this is not true, clearly in the WSPD computation tree T , we will use $(b, \mathbb{P}(b'))$ instead of (b, b')). Similarly, we have $\mathbf{d}(\mathbb{P}(b), b') \leq \varrho \max(\vartheta(\mathbb{P}(b)), \vartheta(b'))$.

We now show how to find equal-sized floating-virtual boxes b_2 inside the tight-virtual box $\mathbb{P}(b)$ and b'_2 inside the tight-virtual box $\mathbb{P}(b')$. This will identify the potential edge-boxes. Let Δ be the size of the equal-sized boxes b_2 and b'_2 . Then we have

$$\begin{cases} \mathbf{d}(b_2, b'_2) \geq \mathbf{d}(b, b'') - 2\sqrt{d}\Delta \\ \mathbf{d}(b_2, b'_2) \leq \mathbf{d}(b, b'') \end{cases} \quad (2)$$

Then the following is clearly a sufficient condition for the existence of such a pair of floating-virtual boxes b_2 and b'_2 to define the potential-edge-boxes b and b' :

$$\begin{cases} \mathbf{d}(b_2, b'_2) \geq \mathbf{d}(b, b'') - 2\sqrt{d}\Delta \geq \varrho_1\Delta \\ \mathbf{d}(b_2, b'_2) \leq \mathbf{d}(b, b'') \leq \varrho_2\Delta \end{cases} \quad (3)$$

Notice that $\vartheta(b) \leq \frac{\mathbf{d}(b, b'')}{\varrho_2}$. Thus, it is equivalent to require Δ in range

$$\frac{\mathbf{d}(b, b'')}{\varrho_2} \leq \Delta \leq \frac{\mathbf{d}(b, b'')}{\varrho_1 + 2\sqrt{d}}$$

Clearly, we have a solution for Δ when

$$\varrho_2 \geq \varrho_1 + 2\sqrt{d} \quad (4)$$

We now show that the boxes b_2 and b'_2 will be inside the boxes $\square(\mathbb{P}(b))_h$ and $\square(\mathbb{P}(b'))_h$ respectively indeed. To ensure this, we only need the condition that size Δ is at most $\min(\vartheta(\mathbb{P}(b))/2, \vartheta(\mathbb{P}(b'))/2)$.

If $\vartheta(\mathbb{P}(b)) \geq \vartheta(\mathbb{P}(b'))$, then we have

$$\mathbf{d}(b, b'') < \mathbf{d}(b, \mathbb{P}(b')) + 2\sqrt{d}\vartheta(\mathbb{P}(b')) \leq (\varrho + 2\sqrt{d})\vartheta(\mathbb{P}(b')) = (2\varrho + 4\sqrt{d}) \min(\vartheta(\mathbb{P}(b))/2, \vartheta(\mathbb{P}(b'))/2) \quad (5)$$

If $\vartheta(\mathbb{P}(b)) \leq \vartheta(\mathbb{P}(b'))$, then we have

$$\mathbf{d}(b, b'') < \mathbf{d}(\mathbb{P}(b), b'') + 2\sqrt{d}\vartheta(\mathbb{P}(b)) \leq (\varrho + 2\sqrt{d})\vartheta(\mathbb{P}(b)) < (2\varrho + 4\sqrt{d}) \min(\vartheta(\mathbb{P}(b))/2, \vartheta(\mathbb{P}(b'))/2) \quad (6)$$

Thus, when

$$2\varrho + 4\sqrt{d} \leq \varrho_2 \quad (7)$$

we can choose $\Delta = \frac{\mathbf{d}(b, b'')}{\varrho_2} \leq \min(\vartheta(\mathbb{P}(b))/2, \vartheta(\mathbb{P}(b'))/2)$ as the final size of b_2 and b'_2 to ensure that the floating-virtual boxes b_2 and b'_2 will be inside the boxes $\square(\mathbb{P}(b))_h$ and $\square(\mathbb{P}(b'))_h$ respectively indeed. Observe that we do not put any condition on the locations of b_2 and b'_2 here. Thus, as in Lemma 6 we can find arbitrary locations of b_2 and b'_2 in time $O(d)$.

Then a sufficient condition for the constants ϱ_1 and ϱ_2 such that we can compute a BSPD from the WSPD with a constant ϱ is

$$\begin{cases} \varrho_1 \leq \varrho - \sqrt{d} \\ \varrho_2 \geq 2\varrho + 4\sqrt{d} \end{cases} \quad (8)$$

It is easy to show that we need $\varrho_2 \geq 2\varrho_1 + 6\sqrt{d}$. This finishes the proof. \square

Based on the above proof, we can find the floating-virtual boxes for each pair of boxes in the bounded-separated pair decomposition in time $O(d)$. Consequently, we also can find $\mathcal{N}_{\geq}(b)$ for all boxes b in linear-time.

2.3 Cones and Cone Partition

We consider points in the d -dimensional space \mathbb{R}^d . Let $B = \{z_1, z_2, \dots, z_g\}$ be a set of g linearly independent vectors. The set of vectors B is called a *basis* of \mathbb{R}^d for a cone partition. We define the *cone* of B , $\mathcal{C}(B)$, as

$$\mathcal{C}(B) = \left\{ \sum_{1 \leq i \leq g} \lambda_i z_i \mid \forall i, \lambda_i \geq 0 \right\}$$

For a point x , we define the cone with apex at x generated by a basis B as $\mathcal{C}(x, B) = \{y \mid y - x \in \mathcal{C}(B)\}$. For a given set of points $P \in \mathbb{R}^d$, the cone region of P is defined as

$$\mathcal{C}(P, B) = \bigcup_{x \in P} \mathcal{C}(x, B).$$

A vector uv is said to be *in the direction* of the cone $\mathcal{C}(B)$ (or cone with basis B) if $v \in \mathcal{C}(u, B)$. A vector uv is said to be *in the direction* of a family of cones with a collection of bases $\mathcal{B} = \{B_1, B_2, \dots, B_m\}$ if $v \in \bigcup_{i=1}^m \mathcal{C}(u, B_i)$. For two vectors x and y , the angle between them is denoted as $\Phi(x, y) = \arccos(\frac{x \cdot y}{\|x\| \cdot \|y\|})$, where $\|x\|$ is the length of the vector. We define the *angular span*, based at the origin, of a set of vectors B (and its corresponding cone) as $\Phi(B) = \max_{x, y \in B} \{\Phi(x, y)\}$. Given a set of bases \mathcal{B} , its angular span is defined similarly. Let \mathcal{F} be a finite family of basis of \mathbb{R}^d . \mathcal{F} is called a *frame* if $\bigcup_{B \in \mathcal{F}} \mathcal{C}(B) = \mathbb{R}^d$. The angular span of a frame \mathcal{F} is defined as $\Phi(\mathcal{F}) = \max_{B \in \mathcal{F}} \Phi(B)$. The following lemma has been shown in [33].

Lemma 8 *For any $0 < \phi < \pi$, one can construct a frame \mathcal{F} in \mathbb{R}^d with size $O((\frac{c}{\phi})^d)$ for a constant c such that $\Phi(\mathcal{F}) < \phi$.*

The *Yao graph*, based on the cone partition of the space produced by a frame \mathcal{F} , contains all edges uv , where v is the closest node to u in some cone $\mathcal{C}(u, B)$ for $B \in \mathcal{F}$. We use $Y(V, \mathcal{F})$ to denote such graph. The following lemma was obvious.

Lemma 9 *The graph $Y(V, \mathcal{F})$ is a t -spanner with $O(n)$ edges for $t = \frac{1}{1 - 2 \sin(\phi(\mathcal{F})/2)}$ when $\phi(\mathcal{F}) < \pi/3$.*

It is easy to construct an example of points (for example, $n/2$ points placed evenly on a side of a unit square and another $n/2$ points placed evenly on the opposite side) such that the weight of $Y(V, \mathcal{F})$ is $\Theta(n)\omega(\text{EMST})$. The maximum node degree in $Y(V, \mathcal{F})$ could also be as large as $\Theta(n)$, e.g., when $n - 1$ points evenly placed in a circle and 1 node at the circle center.

General-Cone-Direction Property: We now define the *General-Cone-Direction Property* for a pair of boxes b and b' . Here we require that the pair of boxes b and b' have similar sizes, i.e., $\varepsilon_1 \cdot \vartheta(b) \leq \vartheta(b') \leq \varepsilon_2 \cdot \vartheta(b)$ for fixed constants $\varepsilon_1, \varepsilon_2 = 1/\varepsilon_1 \geq 1$. In addition, the distance $\mathbf{d}(b, b')$ between the boxes b and b' is at least $\varrho_1 \max(\vartheta(b), \vartheta(b'))$ for a constant $\varrho_1 > 1$, where $\vartheta(b)$ is the size of a box b . We also assumed that the angular span of each cone in \mathcal{F} is at most a constant α (depending on the spanning ratio t).

Definition 7 (General-Cone-Direction Property) *Given a pair of boxes b and b' , a general-cone-direction of b' with respect to the base box b , denoted as $\mathcal{B}(b, b')$, is a set of cones $\mathcal{B} \subset \mathcal{F}$ such that, for every point $x \in b$, $\bigcup_{B_i \in \mathcal{B}} \mathcal{C}(x, B_i)$ properly contains the box b' . Similarly, we can define the general-cone-direction $\mathcal{B}'(b, b')$ of b with respect to b' . Also, define θ as the maximum angular span of \mathcal{B} and \mathcal{B}' , i.e. $\theta = \max\{\Phi(\mathcal{B}), \Phi(\mathcal{B}')\}$.*

A vector uv is said to be *in the general-cone-direction* of b' with respect to the box b if uv is in the direction of $\mathcal{B}(b, b')$.

Lemma 10 *For any pair of bounded-separated boxes b and b' in a Bounded-Separated decomposition, the maximum angular span of $\mathcal{B}(b, b')$ and $\mathcal{B}'(b, b')$ is at most $\theta = \frac{4\sqrt{d}}{\varrho_1} + 3\alpha$.*

PROOF. Figure 2 illustrates our proof that follows.

A simple computation shows that the general-cone-direction property is satisfied if we select a minimal collection \mathcal{B} of bases from \mathcal{F} such that all vectors in $B_i \in \mathcal{B}$ are within angle θ_1 from vectors in B where

$$\theta_1 \leq \frac{2\sqrt{d}}{\varrho_1} + \alpha \quad (9)$$

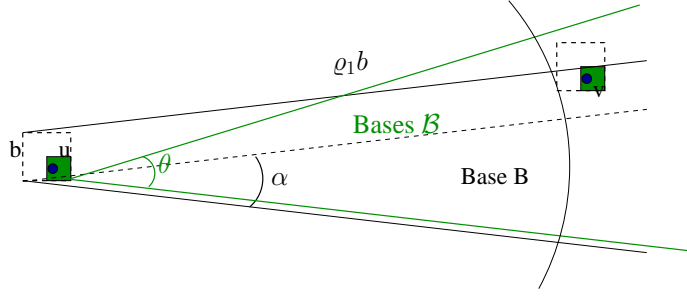


Figure 2: An illustration of the proof that we can choose α and ρ_1 such that θ is small.

Then $\theta \leq 2\theta_1 + \alpha \leq \frac{4\sqrt{d}}{\rho_1} + 3\alpha$. □

Clearly, there is only at most a constant number of cones in \mathcal{B} and we can find \mathcal{B} in constant time.

2.4 Method for Low Weight t -Spanner Using Split Trees

Given a set V of n nodes in \mathbb{R}^d and any real number $t > 1$, we now describe our method to construct a structure $G = (V, E)$ in time $O(n \log n)$ such that G is (1) t -spanner, (2) each node in V has a degree $O(1)$, and (3) the total edge length $\omega(G)$ is $O(\omega(\text{MST}))$, where MST is the Euclidean minimum spanning tree over V .

The basic idea of our method is as follows. We first construct the compressed split-tree $CT(V)$ and associate geographic information with $CT(V)$. This includes enclosing-boxes, the tight-virtual boxes, and the floating-virtual boxes. By Theorem 7 we can construct a bounded-separated pair decomposition (BSPD) in linear time using $CT(V)$. For each box b in $CT(V)$, we will select one node as its *representative* node, denoted as $\mathcal{R}(b)$, used as a gateway node to connect nodes inside this box to nodes at some other boxes in $\mathcal{N}(b)$. To ensure that a node is used as a representative node by at most a constant number of boxes (thus ensuring $O(1)$ degrees for these nodes), we apply the following strategy in selecting the representative nodes of boxes. Each leaf vertex will have at least one node from V inside. There are at most $n - 1$ internal vertices in the compressed split-tree, and $2n - 1$ vertices in $CT(V)$; thus we need at most $2n$ representative nodes. We will assign 2 credits to each node in V . For each leaf box b of $CT(V)$, we choose a node $\mathcal{R}(b)$ inside b and charge 1 credit to the chosen node. Using a bottom-up approach, for each internal vertex b , we will select a node $\mathcal{R}(b)$ from nodes contained inside b that has a non-zero credit. Since each internal vertex has at least 2 children vertices, such a representative node can always be found. Thus, we have the following lemma.

Lemma 11 *Each node v_i in V is used at most 2 times as a representative node in $CT(V)$.*

Our algorithm works as follows. Given a pair of potential-edge boxes b_1 and b'_1 (defined by a pair of bounded-separated floating-virtual boxes b_2 and b'_2), and their representative nodes u and v respectively, we add an edge uv if:

1. there is no edge xy already added, where x is inside b_2 (it is possible that $y \notin b'_2$), xy crossing the boundary of b_2 (thus y is not inside b_2), and xy is in the general-cone-direction of the basis $\mathcal{B}(b_2, b'_2)$. Let B be the basis such that the representative node v is contained inside the region $\mathcal{C}(b_2, B)$. Such an edge xy is called *crossing edge* for box b_2 in the direction of B , and
2. there is no crossing edge zw already added, where z is from b'_2 , zw crosses the boundary of b'_2 , and zw is in the general-cone-direction of the basis $\mathcal{B}'(b'_2, b_2)$.

Algorithm 1 presents our method for constructing a t -spanner in \mathbb{R}^d with low-weight, and bounded degree property. In Algorithm 1, for each enclosing-box b , each basis $B_i \in \mathcal{F}$, and each dimension, we store an edge

Algorithm 1 Constructing a t -spanner with low-weight

- 1: Define a frame \mathcal{F} , with a constant c number of bases B_1, B_2, \dots, B_c such that the angular span of any base is at most a small angle α . The actual value of the angle α will be given later in proofs.
 - 2: Build the compressed split-tree $CT(V)$ and a BSPD. With each enclosing-box b in the split-tree $CT(V)$, we associate a representative node $\mathcal{R}(b)$. For each enclosing-box b , we also construct $\mathcal{N}_{\geq}(b)$.
For each enclosing-box b , each basis $B_i \in \mathcal{F}$, and each dimension h , we define an array $CrossingEdge(b, B_i, h)$.
 - 3: Sort the edge-distances (see Definition 6) between all pairs of potential-edge boxes in increasing order. (There are a total of $O(n)$ pairs of potential-edge boxes, thus, the sorting can be done in time $O(n \log n)$.)
Ties are broken by the actual Euclidean distance between the representative nodes of the boxes.
 - 4: **for** ($r = 1$ to $\sum_b \mathcal{N}_{\geq}(b)$) **do**
 - 5: Select the pair of potential-edge boxes b_1 and b'_1 with the r th smallest edge-distance. Let b_2 be the floating-virtual box containing b_1 and b'_2 be the floating-virtual box containing b'_1 such that b_2 and b'_2 are a pair of bounded-separated floating-virtual boxes. Let u (and v resp.) be the representative node of box b_1 (and b'_1 resp.).
Let $\mathcal{B}, \mathcal{B}' \subset \mathcal{F}$ be the collection of bases satisfying the *General-Cone-Direction Property* w.r.t b_1 and b'_1 , respectively. We then add an edge uv , only if
 1. $\forall B_i \in \mathcal{B}, \forall h$, such that x is inside the box b_1 and y is outside of the floating-virtual box b_2 , there is no “crossing” edge xy in $CrossingEdge(b_1, B_i, h)$; and
 2. $\forall B'_i \in \mathcal{B}', \forall h$, such that z is inside the box b'_1 and w is outside of the floating-virtual box b'_2 , there is no “crossing” edge zw in $CrossingEdge(b'_1, B'_i, h)$.After adding edge $uv, \forall B_i \in \mathcal{B}, \forall B'_i \in \mathcal{B}'$ and $\forall h \leq d$, we update the array $CrossingEdge(b_1, B_i, h)$ and the array $CrossingEdge(b'_1, B'_i, h)$ correspondingly (adding an edge uv to the array if the edge uv is added to the spanner).
 - 6: **end for**
 - 7: Let $G = (V, E)$ be the graph constructed.
-

xy to array $CrossingEdge(b, B_i, h)$ (if there is any) such that (1) node x is inside the enclosing-box b , (2) node y is in the cone $\mathcal{C}(x, B_i)$, and (3) y is the node that is *furthest* from the box b in the dimension h if there are multiple edges satisfying the first two conditions. This will ensure the following lemma:

Lemma 12 *For every direction specified by the basis B_i , there exists an edge w_1w_2 with $w_1 \in b$ and w_1w_2 crossing a floating-virtual box b_2 (at some ancestor of b) in the direction B_i if and only if there is an edge $xy \in CrossingEdge(b, B_i, h)$ for a dimension h and xy crosses the virtual box b_2 (i.e. $y \notin b_2$).*

3 Properties: Low-Weight, Spanner, and Low-Degree

We next show that the constructed structure G by Algorithm 1, is a t -spanner, has a bounded degree, and has low-weight (by choosing the angular span of the frame \mathcal{F} , θ , and the parameters $\varrho_1, \varrho_2, \varepsilon_1$, and ε_2 in bounded-separateness carefully).

3.1 Degree Property

Theorem 13 *Each node in the constructed graph G by Algorithm 1, $v \in V$, has degree $\leq |\mathcal{F}| = O((\frac{1}{\alpha})^d)$ where α is the angular span of the frame \mathcal{F} .*

PROOF. Since each node will serve as a representative for at most two different enclosing-boxes, it suffices to show that for each enclosing-box b_1 , we will add at most a constant number of edges for the representative node of this box. We will show that we add at most 1 edge to a node u in any cone direction when u is a representative node of a box b_1 . Assume that we have already added an edge uv in a direction B , where u is the representative node in box b_1 and v is the representative node of b'_1 such that b_1 and b'_1 is a pair of potential-edge boxes defined by a pair of bounded-separated boxes b_2 (containing b_1) and b'_2 (containing b'_1). We show that we cannot add another edge uv in the same direction B later. Assume that we did add another edge uv later, because of the existence of a pair of bounded-separated virtual boxes b_3 and b'_3 that defines a pair of potential-edge boxes b_1 and b' (for $b' \neq b'_1$). Then there are only two complementary cases:

1. b_3 contains boxes b_1 and b'_1 inside. This violates the condition (condition 3) of the potential-edge definition: b_3 will contain the parent box (which is an enclosing-box) of b_1 and b'_1 inside. Notice that since a virtual box b_3 contains both b_1 and b'_1 inside, our compressed split-tree construction shows that the parent box of the boxes b_1 and b'_1 is inside b_3 (may be same as b_3).
2. b_3 does not contain b'_1 inside. Then edge uv will be a crossing edge that crosses the boundary of virtual box b_3 . Thus edge uv will not be added.

This finishes the proof. \square

Note that we later will show that the angular span α of \mathcal{F} depends on the spanning ratio $t > 1$ that is required.

3.2 The Spanner Property

We now prove that the final structure G is a t -spanner, where $t > 1$ is a given constant, if we choose θ , ϱ_1 and ϱ_2 carefully.

Theorem 14 *The final structure G constructed by Algorithm 1 is a t -spanner for a given constant $t > 1$ if we carefully choose $\alpha = \Phi(\mathcal{F})$, ϱ_1 and ϱ_2 according to conditions illustrated in (10).*

$$\begin{cases} \varrho_1 > t\sqrt{d} \\ 2\sqrt{d}\frac{t+1}{t-1} \leq \varrho_1 \\ \frac{2t\sqrt{d}}{\varrho_1} + (1 + \frac{2t\sqrt{d}}{\varrho_1})(1 + \frac{\sqrt{d}}{\varrho_1}) / (1 - 2\sin(\theta/2) - 2\frac{\sqrt{d}}{\varrho_1}) \leq t \\ \theta \leq \frac{4\sqrt{d}}{\varrho_1} + 3\alpha \\ \varrho_2 \geq 2\varrho_1 + 6\sqrt{d} \end{cases} \quad (10)$$

PROOF. Note that the last condition is to ensure that we can construct a BSPD. We then prove the theorem by induction on the rank of the Euclidean distance between all pairs of nodes u and v from V . First, for the pair of nodes u and v with the smallest distance, edge uv clearly will be added to G . Thus, we have a path in G with length at most $t\mathbf{d}(u, v)$ to connect u and v . Assume that the statement is true for all pairs of nodes with the first r smallest pairwise distance. Consider a pair of nodes u and v with $(r + 1)$ th smallest distance.

Since we produce a BSPD for the set V of nodes using $CT(V)$, in the box tree $CT(V)$, there will be a pair of floating-virtual boxes b_2 (containing u) and b'_2 (containing v) that is a bounded-separated pair. Let b_1 be the largest enclosing-box (from tree $CT(V)$) that is contained inside b_2 and contains u ; and b'_1 be the largest enclosing-box (from tree $CT(V)$) that is contained inside b'_2 and contains v . Then the pair of boxes b_1 and b'_1 is a pair of potential-edge boxes. Depending on whether we have a crossing edge xy when processing the pair of potential-edge-boxes b_1 and b'_1 , we have the following two complementary cases.

Case 1: We have an edge xy where x is a representative node of box b_1 and y is a representative node of box b'_1 . In this case, we have $\mathbf{d}(u, v) \geq \mathbf{d}(b_1, b'_1) \geq \mathbf{d}(b_2, b'_2) \geq \varrho_1 \max(\vartheta(b_2), \vartheta(b'_2))$. By choosing

$$\varrho_1 > t\sqrt{d} \quad (11)$$

we have $\mathbf{d}(u, x) \leq \vartheta(b_1) \cdot \sqrt{d} \leq \mathbf{d}(b_2, b'_2) \sqrt{d}/\varrho_1 = \ell(b_1, b'_1) \sqrt{d}/\varrho_1 \leq \mathbf{d}(u, v) \sqrt{d}/\varrho_1 < \mathbf{d}(u, v)/t$. Then by induction, we have a path connecting x and u with length at most $t\mathbf{d}(u, x)$: this is true because this path can only use edges with length smaller than $\mathbf{d}(u, v)$, and $\mathbf{d}(u, x) < \mathbf{d}(u, v)$. Similarly, we have a path in G connecting v and y with length at most $t\mathbf{d}(v, y)$. Thus, in the final structure G , we have a path (with subpath from u to x , subpath from y to v , and edge xy) connecting u and v with length at most

$$t\mathbf{d}(u, x) + t\mathbf{d}(v, y) + \mathbf{d}(x, y) \leq (t+1)\mathbf{d}(u, x) + (t+1)\mathbf{d}(v, y) + \mathbf{d}(u, v) \leq ((2(t+1)\sqrt{d}/\varrho_1) + 1)\mathbf{d}(u, v)$$

This is at most $t\mathbf{d}(u, v)$ if

$$2\sqrt{d} \frac{t+1}{t-1} \leq \varrho_1 \quad (12)$$

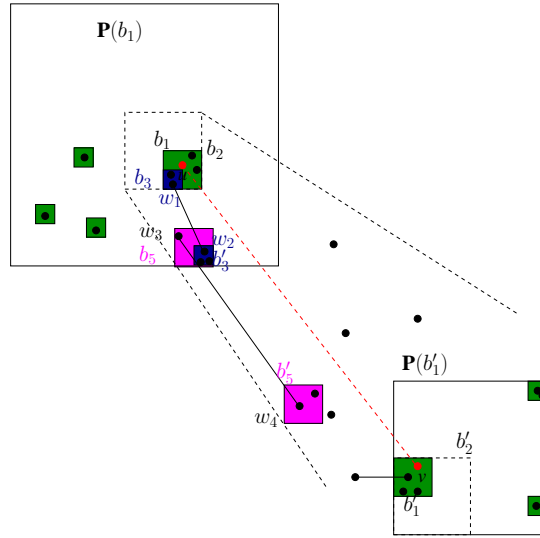


Figure 3: An illustration of the proof that the final structure G is a t -spanner. Here for a pair of nodes u and v we will have a path with length at most $t\mathbf{d}(u, v)$, where u and v are representative nodes of the potential-edge boxes b_1 and b'_1 .

Case 2: We do not have an edge xy where x is a representative node of enclosing-box b_1 and y is a representative node of box b'_1 . In this case, one or both of the following conditions is true:

1. there is a crossing edge w_1w_2 such that w_1 is inside b_1 , w_2 is outside of floating-virtual box b_2 and w_2 is in the general-cone-direction of $\mathcal{C}(w_1, \mathcal{B})$, or
2. there is a crossing edge w_1w_2 such that w_2 is inside b_2 , w_1 is outside of floating-virtual box b_1 and w_1 is in the general-cone-direction of $\mathcal{C}(w_2, \mathcal{B}')$.

W.l.o.g., we assume that the first condition is true. See Figure 3 for the illustration of the proof that follows.

Consider the general-cone-direction $\mathcal{B}(b_1, b'_1)$ of box b'_1 with respect to the base box b_1 . The set \mathcal{B} of cones will be called a *meta-cone*. The angular span of \mathcal{B} is at most a value θ (from Lemma 10). Observe that since the meta-cone $\mathcal{C}(w_1, \mathcal{B})$ will contain the box b'_1 , it will also contain the node v inside. Recall that the edge w_1w_2 has the same direction as the meta-cone \mathcal{B} , the meta-cone $\mathcal{C}(w_1, \mathcal{B})$ also contains w_2 inside.

Then for the node w_2 and node v , they must be contained in a pair of boxes in BSPD from the definition of BSPD. Consider the bounded-separated pair of floating-virtual boxes (say s and s') containing them respectively. When the angle $\theta < \pi/3$, we have $\mathbf{d}(w_2, v) < \mathbf{d}(w_1, v)$. Together with the fact that w_2 is outside of the floating-virtual box b_2 , we can show that the edge-distance (*i.e.*, $\mathbf{d}(s, s')$) of the pair of potential-edge boxes containing

w_2 and v respectively is less than the edge-distance $\ell(b_1, b'_1)$ between b_1 and b'_1 . In other words, the pair of nodes w_2 and v has been processed before the pair of nodes u and v . Thus, we either will have a directed edge w_3w_4 such that w_3 and w_4 are representative nodes of the boxes s and s' respectively; or we will have an edge z_3z_4 such that z_3z_4 has the same direction as the meta-cone $\mathcal{B}(s, s')$, i.e., z_3z_4 is inside the meta-cone $\mathcal{B}(s, s')$. Observe that the distance between the boxes s and s' is smaller than the distance between the boxes b_1 and b'_1 .

We can repeat the above process and get a sequence of edges $w_1w_2, w_3w_4, w_5w_6, \dots, w_{2k-1}w_{2k}$, by renaming the nodes and the pairs of potential-edge boxes, and the pairs of bounded-separated floating-virtual boxes, with the following properties:

1. w_1 is inside an enclosing-box b_1 and w_2 is outside of floating-virtual box b_2 containing b_1 (if it is not, we can pick the first one $w_{2i-1}w_{2i}$ such that this property is satisfied); node w_2 is inside an enclosing-box, called b'_1 , which is inside a floating-virtual box, called b'_2 . The pair of boxes b_2, b'_2 is a pair of bounded-separated floating-virtual boxes. Observe that here the boxes b_1, b'_1, b_2 and b'_2 may be different from what we called at the beginning of our proof.
2. In general, for $i \geq 1$, node w_{2i-1} is inside an enclosing-box b_{2i-1} which is inside a floating-virtual box b_{2i} ; node w_{2i} is inside an enclosing-box b'_{2i-1} which is inside a floating-virtual box b'_{2i} . Here, for $i \geq 1$, the pair of bounded-separated floating-virtual boxes b_{2i}, b'_{2i} contain the pair of potential-edge boxes b_{2i-1}, b'_{2i-1} , which is used to define the edge $w_{2i-1}w_{2i}$, i.e., w_{2i-1} (resp. w_{2i}) is a representative node of the enclosing-box b_{2i-1} (resp. b'_{2i-1}). Notice that here either the box b'_{2i-1} or the box b_{2i+1} could be the larger one between them, although both contain node w_{2i+1} . We also have that the node w_{2i+1} is inside the enclosing-box b'_{2i-1} for $i \geq 1$, while w_{2i} is outside of the floating-virtual box b'_{2i} , for $i \geq 1$.
3. The angle $\angle vw_{2i-1}w_{2i} \leq \theta$ for a value θ in Lemma 10.

Thus, we have a path

$$u \rightsquigarrow w_1w_2 \rightsquigarrow w_3w_4 \cdots w_{2i-1}w_{2i} \rightsquigarrow w_{2i+1}w_{2i+2} \rightsquigarrow \cdots \rightsquigarrow w_{2k-1}w_{2k} \rightsquigarrow v$$

to connect the pair of nodes u and v . Here $p \rightsquigarrow q$ denotes a path constructed recursively to connect nodes p and q . By induction, we know that the length of path $u \rightsquigarrow w_1$ is at most $t\mathbf{d}(u, w_1) \leq t\sqrt{d}\vartheta(b_1) \leq t\sqrt{d}\frac{\mathbf{d}(u, v)}{\varrho_1}$; similarly the length of the path $w_{2i} \rightsquigarrow w_{2i+1}$ is at most $\max(t\sqrt{d}\vartheta(b'_{2i-1}), t\sqrt{d}\vartheta(b_{2i+1}))$ since either (1) w_{2i} and w_{2i+1} are inside b'_{2i-1} or (2) w_{2i} and w_{2i+1} are inside b_{2i+1} .

Notice that $\max(\vartheta(b'_{2i-1}), \vartheta(b_{2i-1})) \leq \frac{\mathbf{d}(w_{2i-1}, w_{2i})}{\varrho_1}$ from the definition of potential-edge boxes. Additionally, $\max(\vartheta(b'_{2i-1}), \vartheta(b_{2i-1})) \leq \varepsilon_2 \min(\vartheta(b'_{2i-1}), \vartheta(b_{2i-1}))$ since the floating-virtual boxes b'_{2i-1} and b_{2i-1} are required to have similar sizes (within a factor $\varepsilon_1 = 1/\varepsilon_2$ of each other). Then the total length of the path $w_1w_2 \rightsquigarrow w_3w_4 \cdots w_{2i-2} \rightsquigarrow w_{2i-1}w_{2i} \rightsquigarrow \cdots \rightsquigarrow w_{2k-1}w_{2k}$ is at most

$$\left(\sum_{i=1}^k \mathbf{d}(w_{2i-1}, w_{2i}) \right) \cdot \left(1 + \frac{2t\sqrt{d}}{\varrho_1} \right)$$

Thus, the length of the path $u \rightsquigarrow w_1w_2 \rightsquigarrow w_3w_4 \cdots w_{2i-2} \rightsquigarrow w_{2i-1}w_{2i} \rightsquigarrow \cdots \rightsquigarrow w_{2k-1}w_{2k} \rightsquigarrow v$ is at most

$$\left(\sum_{i=1}^k \mathbf{d}(w_{2i-1}, w_{2i}) \right) \cdot \left(1 + \frac{2t\sqrt{d}}{\varrho_1} \right) + \frac{2t\sqrt{d}}{\varrho_1} \cdot \mathbf{d}(u, v) \quad (13)$$

We then bound the length $\sum_{i=1}^k \mathbf{d}(w_{2i-1}, w_{2i})$. From the general-cone-direction property, when $\theta < \pi/3$, it is easy to show that

$$\mathbf{d}(v, w_{2i-1}) - \mathbf{d}(v, w_{2i}) \geq (1 - 2\sin(\theta/2))\mathbf{d}(w_{2i-1}, w_{2i}).$$

Since $\mathbf{d}(v, w_{2i+1}) - \mathbf{d}(v, w_{2i}) \leq \mathbf{d}(w_{2i}, w_{2i+1}) \leq \sqrt{d} \max(\vartheta(b_{2i-1}), \vartheta(b_{2i+1})) \leq \frac{\sqrt{d}}{\varrho_1} \max(\mathbf{d}(w_{2i-1}, w_{2i}), \mathbf{d}(w_{2i+1}, w_{2i+2}))$, we have

$$\mathbf{d}(v, w_{2i}) - \mathbf{d}(v, w_{2i+1}) \geq -\frac{\sqrt{d}}{\varrho_1} \max(\mathbf{d}(w_{2i-1}, w_{2i}), \mathbf{d}(w_{2i+1}, w_{2i+2})).$$

Then, we have

$$\begin{aligned} \mathbf{d}(u, v) + \mathbf{d}(w_1, u) &\geq \mathbf{d}(w_1, v) \geq \sum_{i=1}^k [\mathbf{d}(v, w_{2i-1}) - \mathbf{d}(v, w_{2i})] + \sum_{i=1}^{k-1} [\mathbf{d}(v, w_{2i+1}) - \mathbf{d}(v, w_{2i})] \\ &\geq (1 - 2 \sin(\theta/2) - 2 \frac{\sqrt{d}}{\varrho_1}) \sum_{i=1}^k \mathbf{d}(w_{2i-1}, w_{2i}) \end{aligned}$$

Consequently, the ratio of the length of the path we found over $\mathbf{d}(u, v)$ is at most

$$\frac{2t\sqrt{d}}{\varrho_1} + (1 + \frac{2t\sqrt{d}}{\varrho_1})(1 + \frac{\sqrt{d}}{\varrho_1}) / (1 - 2 \sin(\theta/2) - 2 \frac{\sqrt{d}}{\varrho_1}) \leq t \quad (14)$$

when θ , and ϱ_1 are chosen carefully (θ is small enough and ϱ_1 is large enough).

This finishes the proof of the spanner property. \square

It is easy to show that we can carefully choose $\alpha = \Phi(\mathcal{F})$, ϱ_1 and ϱ_2 that satisfy the conditions in (10). Notice that these conditions are weaker than the conditions required to achieve low weight property, illustrated in (17).

3.3 The Weight Property

We next show that the weight $\omega(G)$ of the graph G constructed is $O(\omega(MST))$. Our proof technique is based on the proofs used in [11, 13]. Recall that an edge e is added to graph G when we process a pair of potential-edge boxes that are defined by a pair of bounded-separated floating-virtual boxes b and $b' \in \mathcal{N}(b)$. We then say that floating-virtual boxes b, b' and the edge e form a *dumbbell* (as defined in [11]). For a dumbbell formed by edge $e = (u, v)$, for both node u and node v , we associate a cylinder with each node, and call it *dumbbell head*, of suitable size. A dumbbell head is a cylinder of radius $\delta_1 \|uv\|$ and height $\delta_2 \|uv\|$ with $0 < \delta_1 \ll \delta_2 \ll 1$. These dumbbell heads are always contained inside the corresponding floating-virtual boxes. Similar to [11], we can group edges of G into $g = O(1)$ groups E_1, E_2, \dots, E_g such that for edges in each group E_i , we have

Near-Parallel Property: any pair of edges u_1u_2 and v_1v_2 in a group are nearly parallel, *i.e.*, the angle formed by vectors $u_2 - u_1$ and $v_2 - v_1$ is bounded by a constant θ_0 . This clearly can be achieved using a partition based on cones: we first use a constant number of cones to partition the space \mathbb{R}^d (where the angular span of the cone base is at most θ_0). Then each cone defines a group of edges: all the (directed) edges uv contained in the direction of this cone.

Length-Grouping Property: In a group, any two edges have lengths that are either nearly equal or differ by more than a large constant factor. This can be achieved by first grouping edges into buckets (the i th bucket contains edges with lengths in $[\delta^{i+1}L, \delta^iL]$ where L is the length of the longest edge and constant $\delta \in (0, 1)$). Then form a group as the union of every s th bucket (so the edge lengths from different buckets differ by at least δ^s factor).

Empty-Region Property: In a group, any two edges that have nearly equal length of value x are far apart, *i.e.*, the distance between end-nodes of these edges are at least $\epsilon_1 x$ for some constant ϵ_1 . Here $\epsilon_1 > 0$ could be any constant (even larger than 1). This clearly can be done by showing that for each edge uv of length x , there are at most $O(1)$ edges that are of similar length and are not far apart (that has at least one end-node within distance $\epsilon_1 x$ of an end-node of uv). Recall that, in our method, for every added edge uv , we will only add at most 1 edge for the pair of potential-edge boxes defining uv and the size of the floating-virtual boxes b_2 and b'_2 is at least a constant fraction of the edge length $\mathbf{d}(u, v)$. The virtual boxes b_2, b'_2 used to add an edge uv will be used to define the dumbbells of the edge uv . Recall that the virtual boxes will be either disjoint or one is completely contained inside the other. This implies that, given any edge uv , there is only a constant number of edges xy that are of similar length and are nearby edge uv .

Consequently, we have the following lemma:

Lemma 15 *We can group edges of G into $O(1)$ groups such that the edges in each group satisfy the preceding properties: near-parallel, length-grouping, and empty-region.*

Here the number of groups produced depending on the values $\varrho_1, \varrho_2, \varepsilon_1, \varepsilon_2$, and β . Recall that the bounded aspect ratio is at most $\beta \leq 2$ for all the *tight-virtual* boxes. However, the aforementioned properties do not ensure that the total edge weight of edges in a group is $O(1)\omega(SMT_i)$ where SMT_i is the Steiner minimum tree connecting the endpoints of edges in E_i . We can construct an example of edges³ satisfying the aforementioned properties such that the total edge weights could be as large as $O(\log n)\omega(SMT_i)$. To prove that the graph produced by our method is low-weighted, we need an additional property:

Empty-Cylinder Property: for every edge uv and its associated dumbbells, there is a cylinder (with the height $\geq \eta_1 \mathbf{d}(u, v)$ and radius at least $\eta_2 \mathbf{d}(u, v)$ for some positive constants η_1 and η_2) with axis using some segment of the edge uv such that the cylinder is empty of any end-node of edges in the same group. This cylinder is called a *protection cylinder* of the edge uv .

Observe that the empty-region property does not imply the empty-cylinder property, and neither does the empty-cylinder property implies the empty-region property.

Lemma 16 *By carefully choosing ϱ_1 , and α (and thus θ), according to conditions illustrated in inequality (15) every added edge uv by our Algorithm 1 has the empty-cylinder property.*

PROOF. Assume that uv is added due to the pair of potential-edge boxes b_1 and b'_1 , which is defined by a pair of bounded-separated (floating-virtual) boxes b_2 and b'_2 . Thus b_1 and b'_1 are contained inside b_2 and b'_2 respectively. Let B be the base such that $v \in \mathcal{C}(b_2, B)$ and let \mathcal{B} be the minimal collection of bases such that for any point p inside the box $b_2, b'_2 \in \mathcal{C}(p, \mathcal{B})$, i.e., bases that are in the *general-cone-direction* \mathcal{B} .

Since uv is added, we know that there is no edge xy crossing b_2 with $x \in b_2$ and xy is in the general-cone-direction \mathcal{B} . We will show by a simple contradiction that there is a node p , such that the cone $\mathcal{C}(p, \mathcal{B})$ is empty of nodes $w \notin b_2$ with distance $\mathbf{d}(p, w) \leq \mathbf{d}(p, b'_1)$. If this is not true, consider all the pairs of nodes x and y with $x \in b_2, y \notin b_2, y \in \mathcal{C}(x, \mathcal{B})$ and $\mathbf{d}(x, y) \leq \mathbf{d}(x, b'_1)$. Let p, q be the pair with the smallest distance among all such pairs of nodes x, y . Then edge pq will exist in the graph G , which contradicts the existence of edge uv .

Since the cone $\mathcal{C}(p, \mathcal{B})$ is empty of nodes, then by choosing a large enough ϱ_1 , we will have a large empty-cylinder at the middle of the segment uv . For example, if we let ϱ_1 be four times of the value of ϱ_1 that satisfies condition (9), i.e.,

$$\theta \leq 3\alpha + \frac{16\sqrt{d}}{\varrho_1} \quad (15)$$

then we have an empty-cylinder near the middle of the segment uv with height almost half of the length $\mathbf{d}(u, v)$. In other words, if condition (15) is satisfied, we have $\eta_1 \simeq 1/2$, and $\eta_2 = \varrho_1/(4\varrho_2)$. Recall that here ϱ_1 and $\varrho_2 = \Theta(\varrho_1)$ are constants used to define the bounded-separateness of two almost-equal-sized virtual boxes. \square

Thus, for any edge uv added by our method, we know that there is a cylinder using a segment wz of uv as axis with radius at least $\eta_2 \|uv\|$ for a constant η_2 , wz has length $\|uv\|/2$ and in the center of segment uv .

Definition 8 (Isolation Property) [13] *A set of edges E is said to satisfy the isolation property if*

1. *With every edge $e = uv \in E$ can be associated a cylinder $C(e)$ whose axis is a segment of uv , and the size of the cylinder is not small, i.e., the height is at least $\eta_1 \mathbf{d}(u, v)$ and the radius of the basis is at least $\eta_2 \mathbf{d}(u, v)$ for some positive constants η_1 and η_2 .*

³Place n nodes evenly on a line and connect every pair of nodes. Then there is a group of edges produced by the preceding partitioning will have a total edge weights of $O(\log n)\omega(SMT_i)$.

2. For every edge e , its associated cylinder $C(e)$ is not intersected by any other edge.

The following theorem was proved in [13] by Das *et al.*.

Theorem 17 [13] *If a set of edges E in \mathbb{R}^d satisfies the isolation property, then $\omega(E) = O(1)\omega(\text{SMT})$, where SMT is the Steiner minimum spanning tree connecting the endpoints of E .*

Based on this theorem, we then show that the graph G produced by our method is also low-weighted. Observe that a group of edges from the graph G , partitioned as previously to satisfy the near-parallel, length-grouping, and empty-region properties, may not satisfy the isolation property directly.

Theorem 18 *The set of edges E_i that satisfies **empty-region property** and **empty-cylinder property** has a total weight at most $O(\omega(\text{SMT}_i))$ where SMT_i is the Steiner minimum spanning tree that spans the vertices in E_i .*

PROOF. We first use the grouping approach to partition the edges into a constant number of groups E_i , $1 \leq i \leq g$, with each group of edges satisfying the near-parallel, length-grouping, and empty-region properties. It now suffices to study the weight of a group E_i . We essentially will show that, for each group E_i of edges produced, we can remove some edges such that (1) the total length of all removed edges is bounded by a constant factor of the total length of the remaining edges, and (2) the set of the remaining edges satisfies the isolation property. If these two statements were proven to be true, the theorem then directly follows. Figure 4 illustrates the proof that will follow.

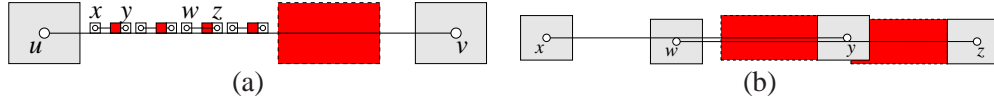


Figure 4: Illustration of the proof of the low weight property. Here (a) a long edge may intersect the cylinders (dark shaded rectangles) of many shorter edges and (b) the length of the similar sized edges that are intersected by an edge is bounded.

Recall that when we added an edge uv to the graph G , edge uv satisfies the Empty-Cylinder Property. It is easy to show that the cylinder associated with uv will not intersect any edge xy (with a much shorter length) added before uv and $xy \in E_i$. This can be done by shrinking the protection cylinder by at most a small constant factor.

On the other hand, it is possible that edge uv may intersect cylinders of many edges $xy \in E_i$ with shorter lengths. See Figure 4 (a) for an illustration of such case. Here the black shaded regions are protection cylinders. Given an edge uv , let $I(uv)$ be the set of edges $xy \in E_i$ such that uv intersects the protection cylinder of the edge xy . We then process edges $wv \in E_i$, starting from the longest edge, to produce E'_i as follows: the longest edge $wv \in E_i$ is added to E'_i and update E_i by removing all edges $I(wv)$ from E_i ; we repeat this procedure till E_i is empty. Clearly, the set of edges E'_i satisfies the *isolation property* and thus has total weight at most $\omega(\text{SMT}) = O(\omega(\text{EMST}))$. Observe that, the preceding processing of E_i is only for the proof of the low-weight property; we will not remove these edges $I(wv)$ from the constructed structure G . Also observe that all edges $xy \in I(wv)$, where xy has a length at most $\delta^s \mathbf{d}(u, v)$, $s > 1$, must be inside a cylinder with axis wv , height almost $\mathbf{d}(wv)$, and radius at most $\eta_2 \delta^s \cdot \mathbf{d}(u, v)$.

We then show that the length of edges in $I(wv)$ is at most $O(\|wv\|)$. For simplicity, we assume that all edges in $I(wv)$ are parallel to wv . The rest of the proof will still hold (with different constants) since the edges in E_i are almost parallel. Recall that the edges in $I(wv)$ have the length grouping property and the length of every edge is at most $\|wv\|$. Let $I_i(wv)$ be edges from $I(wv)$ with length in the range of $[\delta^{s-i+1} \mathbf{d}(u, v), \delta^{s-i} \mathbf{d}(u, v)]$, where $i \geq 0$ is any integer. Here $s \gg 1$ and $0 < \delta \ll 1$ are positive constants used in deriving the length

grouping property. Let X_i be the total length of edges in $I_i(uv)$. We first show that X_1 is at most $\epsilon \mathbf{d}(u, v)$ for a small constant $0 < \epsilon < 1$. Let $x_1y_1, x_2y_2, \dots, x_ay_a$ be edges from $I_1(uv)$ such that the projection x'_i of x_i on edge uv is at the righthand side of the projection y'_{i-1} of node y_{i-1} on edge uv . Then $\sum_{j=1}^a \mathbf{d}(x_jy_j) \leq (1 - \eta_1) \mathbf{d}(u, v) + 2\delta^s \mathbf{d}(u, v) \leq \epsilon \mathbf{d}(u, v)$ for a constant $\epsilon = 1 - \eta_1 + 2\delta^s < 1$ when integer s is chosen large enough. Here η_1 is the constant used to define the ratio of the height of a protection cylinder over the length of the edge.

We then show that we will *not* have edges wz in $I_1(uv)$ such that it will have endpoints w such that its projection w' on uv is in the interval $[x'_j, y'_j]$ for some $1 \leq j \leq a$. Figure 4 (b) illustrates the situation for this case. This can be proved by choosing a large constant $\epsilon_1 \gg 1$ in defining the empty-region property: for any edge x_jy_j , there is no edge wz of similar length such that w is within distance $\epsilon_1 \mathbf{d}(x_j, y_j)$ of x_j or y_j .

We can show that the protection cylinders defined by edges in $I_1(uv)$ are disjoint, and these protection cylinders are also disjoint from the protection cylinder of the edge uv . Obviously, any edge wz from $I_i(uv)$ cannot have node w or z falling inside the protection cylinders of the edges in $I_j(uv)$ for $j < i$. Recall that our choices of protection cylinders (their sizes) already ensure that any edge wz from $I_i(uv)$ cannot intersect the cylinders of edges from $I_t(uv)$ with $t \leq i$. Thus, the total length of edges in $I_i(uv)$, denoted as X_i , is at most ⁴

$$X_i \leq X - \eta_1 \sum_{t=0}^{i-1} X_t.$$

Here $X = \mathbf{d}(u, v)$, and $\eta_1 \sum_{t=1}^{i-1} X_t$ is the total height of the protection cylinders defined by edges in $I_0(uv) = \{uv\}, I_1(uv), I_2(uv), \dots, I_{i-1}(uv)$. These protection cylinders are empty of nodes, and also empty of edges from $I_i(uv)$. Then it is easy to show by induction that, for any $i \geq 1$, $\sum_{t=0}^i X_t \leq \eta X$ for a constant $\eta = \frac{1}{\eta_1}$. This finishes the proof. \square

Thus, by choosing the parameters $\alpha, \varrho_1, \varrho_2$, and θ satisfying the following conditions

$$\left\{ \begin{array}{ll} \varrho_1 \geq 4\sqrt{d} & \text{from Theorem 7} \\ \varrho_2 \geq 6\sqrt{d} + 2\varrho_1 & \text{from Theorem 7} \\ \theta \geq 3\alpha + \frac{16\sqrt{d}}{\varrho_1} & \text{from Lemma 16} \\ \varrho_1 > t\sqrt{d} & \text{from Theorem 14} \\ 2\sqrt{d} \frac{t+1}{t-1} \leq \varrho_1 & \text{from Theorem 14} \\ \frac{2t\sqrt{d}}{\varrho_1} + (1 + \frac{2t\sqrt{d}}{\varrho_1})(1 + \frac{\sqrt{d}}{\varrho_1}) / (1 - 2\sin(\theta/2) - 2\frac{\sqrt{d}}{\varrho_1}) \leq t & \text{from Theorem 14} \end{array} \right. \quad (16)$$

our structure is a t -spanner, with bounded degree, and is low-weighted. To satisfy the aforementioned conditions, it suffices to satisfy the following conditions when $t \leq 3$

$$\left\{ \begin{array}{ll} \varrho_2 \geq 6\sqrt{d} + 2\varrho_1 & \text{from Theorem 7} \\ \theta \geq 3\alpha + \frac{16\sqrt{d}}{\varrho_1} & \text{from Lemma 16} \\ \varrho_1 \geq 2\sqrt{d} \frac{t+1}{t-1} & \text{from Theorem 14} \\ \frac{2t\sqrt{d}}{\varrho_1} + (1 + \frac{2t\sqrt{d}}{\varrho_1})(1 + \frac{\sqrt{d}}{\varrho_1}) / (1 - 2\sin(\theta/2) - 2\frac{\sqrt{d}}{\varrho_1}) \leq t & \text{from Theorem 14} \end{array} \right. \quad (17)$$

It is easy to show that we do have solutions for $\alpha, \varrho_1, \varrho_2$ and θ . For example, if we let $x = \sqrt{d}/\varrho_1$, $\alpha = x$, and $\theta = 19x$. By choosing $21x < 1$, we get $x = \frac{25t+1 - \sqrt{(25t+1)^2 - 160t(t-1)}}{80t}$ is a valid solution.

⁴With a small additive value whose total length over all i is bounded by X . This is for the case that we may have an edge xy from $I_i(uv)$ such that x is outside of the cylinder using uv as axis and radius proportional to $\delta^{si} \mathbf{d}(u, v)$, and y is inside this cylinder. Obviously, the total length of such edges are at most $X = \mathbf{d}(u, v)$.

Thus, $\frac{t-1}{25t+1} \leq x = \frac{\sqrt{d}}{e_1} \leq \frac{2(t-1)}{25t+1}$ clearly is a solution satisfying the last condition here. This solution also satisfies the other conditions in Inequalities (17). Thus the number of cones produced is proportional to $(\frac{1}{\alpha})^d = O((\frac{t+1}{t-1})^d) = O((\frac{1}{t-1})^d)$. Then we have our main theorem:

Theorem 19 *Given a set of nodes V in \mathbb{R}^d , Algorithm 1 constructs a structure that has low-weight ($O(\omega(MST))$), has a constant bounded degree ($O((\frac{1}{c})^d)$), and is a t -spanner in time $O((\frac{1}{c})^d n \log n)$, where the constant c depends on the spanning ratio t and $\frac{1}{c^d}$ is the number of cones needed in our cone decomposition.*

4 (k, t) -VFTS Spanner Using Compressed Boxtree

In this section, we show how to extend the previous approach to an efficient method for constructing a $k \geq 1$ fault-tolerant t spanner for any given set of nodes V in \mathbb{R}^d , $t > 1$ and $k \geq 1$.

4.1 The Method

Our approach follows the construction of t -spanners as in the previous sections. We will assume the construction of the compressed split-tree $CT(V)$ and a bounded-separated pair decomposition (BSPD) based on $CT(V)$. As has already been proven previously (Lemma 11), at each box of $CT(V)$, we can choose 1 representative node so that each node $v_i \in V$ is used at most 2 times as a representative node of some enclosing-boxes. Since we want a k -VFTS, we will choose $k + 1$ representative nodes for an enclosing-box, if it contains at least $k + 1$ nodes inside. For easy of presentation, we define various boxes.

Definition 9 *We call an enclosing-box b a k -box if it contains at least $k + 1$ nodes inside; otherwise it is called a non- k -box. A k -box is called a leaf- k -box if it is a k -box and none of its children in the compressed split-tree is a k -box.*

For each k -box b , we will choose $k + 1$ nodes contained inside b as the representative nodes $\mathcal{R}(b)$ of the box b . We will discuss in detail on how to choose $\mathcal{R}(b)$ for a k -box later. For any box b that contains at most k nodes inside, all nodes will serve as the representative nodes $\mathcal{R}(b)$ of this box.

The basic idea of our method is as follows. Consider a pair of potential-edge boxes b_1 and b'_1 , and their $k + 1$ representative nodes (if both boxes are k -boxes). Here b_1 and b'_1 are tight-virtual boxes. Consider the pair of bounded-separated floating-virtual boxes b_2 and b'_2 , with b_2 contained inside the tight-virtual box $\mathbb{P}(b_1)$ and b'_2 contained inside the tight-virtual box $\mathbb{P}(b'_1)$. We add an edge uv where u is a representative node of b_1 and v is a representative node of b'_1 , while the following is true:

1. there are less than $k + 1$ disjoint edges of the form xy where x is from b_2 and xy is in the general-cone-direction defined by $\mathcal{C}(x, \mathcal{B})$ such that \mathcal{B} satisfies the *General-Cone-Direction property* w.r.t. B . Here B is the cone basis such that the representative node v is contained inside the region $\mathcal{C}(b_2, B)$; **and**
2. there are less than $k + 1$ disjoint edges of the form zw where z is from b'_2 and zw is in a general-cone-direction \mathcal{B}' w.r.t. B' where B' is the basis such that the representative node u is contained inside the region $\mathcal{C}(b'_2, B')$;

Data Structures Used: In our method, for each enclosing-box b , each dimension h , and each cone basis B_i of a frame \mathcal{F} , we store a set of at most $k + 1$ disjoint edges $x_i y_i$ in an array DisjointCrossingEdge, denoted as $DCE(b, B_i)$, such that

1. Node x_i is inside the enclosing-box b ,
2. Node y_i is in the cone $\mathcal{C}(x_i, B_i)$.

Another set AllCrossingEdge, denoted as $ACE(b, B_i)$, stores all edges xy with $x \in b$, $y \notin b$ and $y \in \mathcal{C}(x, B_i)$. Our method will ensure that the cardinality of $ACE(b, B_i)$ is at most $(k + 1)^2$ for each cone direction

B_i . Using AllCrossingEdge array $\text{ACE}(b, B_i)$ for all cones $B_i \in \mathcal{B}$, we can find the maximum number of disjoint edges $\text{DCE}(b_1, \mathcal{B})$ in the general-cone-direction \mathcal{B} , which cross the box b_1 (one node inside b_1 and one node outside of b_1). This can be done using a maximum matching in the bipartite graph over two sets of nodes: one set is all nodes inside b and the other set is all nodes $y \notin b$ with an edge xy for some node $x \in b$. Let $X(b_1)$ be the set of end-nodes of edges $\text{DCE}(b_1, \mathcal{B})$ that is inside b_1 . Let $X(b'_1)$ be the set of end-nodes of edges $\text{DCE}(b'_1, \mathcal{B}')$ that is inside b'_1 . Clearly, for $X(b_1)$ and $X(b'_1)$, each has size at most $k + 1$. For any node u and a direction B , let $\text{deg}(u, B)$ be the number of edges incident onto u in the direction of B . These edges were added because of processing some pairs of potential-edge boxes with smaller distance. At each step in the algorithm, edges are added based on the degree of the representative nodes and edges in the array, DCE. Our detailed method for constructing a (k, t) -VFTS is presented in Algorithm 2.

4.2 Properties: (k, t) -VFTS Spanner, Low-Weight, and Low-Degree

Lemma 20 *The set AllCrossingEdge $\text{ACE}(b, B_i)$ has size at most $(k + 1)^2$ when $k \geq 1$.*

PROOF. Observe that, for each node u in the box b , we add at most $k + 1$ edges in any direction B_i . The moment the set $\text{ACE}(b, B_i)$ has size $(k + 1)^2$, we must have at least $k + 1$ disjoint edges crossing the box b in the direction B_i . This follows from the observation that we will not add any more edges in our algorithm if $\text{DCE}(b, B_i)$ is at least $k + 1$. \square

We show that the constructed graph is (k, t) -VFTS. Recall that a structure is called (k, t) -VFTS if for every pair of nodes u and v either (1) edge uv is presented or (2) there exist $k + 1$ node disjoint paths connecting u and v such that the length of each path is at most $t\|uv\|$.

Theorem 21 *The graph G is a (k, t) -VFTS.*

PROOF. We prove that for every pair of nodes u and v , either edge $uv \in G$ or there are $k + 1$ internally vertex disjoint paths $\Pi_1, \Pi_2, \dots, \Pi_{k+1}$ connecting them and each path has length at most $t \cdot \|uv\|$. In other words, G is a (k, t) -VFTS. We will prove this by induction on the distance between b and b' , the bounded-separated floating-virtual boxes containing u and v , respectively. We will refer to this distance as the distance between u and v . It is easy to show that the pair of nodes v_1, v_2 with the shortest distance will be in G .

Assume that for any $1 \leq j \leq r$, for the pair of nodes whose distance is the j -th smallest, our statement is true. We then consider the pair of nodes u and v with the $(r + 1)$ -th smallest distance.

Consider the boxes b and b' such that $u \in b$ and $v \in b'$ and b and b' are bounded-separated floating-virtual boxes and let $b' \in \mathcal{C}(b, B)$ for some cone basis $B \in \mathcal{F}$. Assume for simplicity that the direction defining B is horizontal and b is aligned with the coordinate axis. For notational simplicity, let $|b|$ be the number of nodes from V that are inside the box b .

We have three complementary cases depending on the number of points in b and b' : (1) $|b| = p \leq k$, (2) $|b'| = q \leq k$, and (3) $p > k + 1$ and $q > k + 1$.

First consider the case $|b| = p \leq k$. The case $|b'| = q \leq k$ follows the same proof. When we processed a box b' from $\mathcal{N}_{\geq}(b)$, let $q = |b'|$. If $q \leq k + 1 - g$ (where g is the number of edges incident on u in the direction of B), then edges are added between the node u and all nodes of b' . Thus, we have an edge uv already. Otherwise we know that node u is connected to $k + 1$ nodes, say w_1, w_2, \dots, w_{k+1} with the condition that the distance between u and w_i is no more than uv since we processed the boxes b' in $\mathcal{N}(b)$ in increasing order of distance to b . Additionally, since we only focus on edges in one specific cone direction, we know the length of $w_i v$ is also less than that of uv . Then the general proof below applies.

In general, w.l.o.g., assume that neither u nor v are representative nodes in b and b' . In this case, we must have $p > k + 1$ and $q > k + 1$. Let the $k + 1$ representative nodes for b and b' be $U = \{u_1 \dots u_{k+1}\}$ and $U' = \{v_1, \dots, v_{k+1}\}$ respectively. The following cases arise

Algorithm 2 Constructing a (k, t) -VFTS Spanner with Low-weight

- 1: Build the compressed split-tree $CT(V)$. For each enclosing k -box b in the tree $CT(V)$, associate it with $k + 1$ representative nodes $\mathcal{R}(b)$. For each box b , we sort the edge-distances $\ell(b, b')$ for $b' \in \mathcal{N}_{\geq}(b)$. We also sort all the distances $\{\ell(b, b') \mid b' \in \mathcal{N}_{\geq}(b), \text{ for every box } b\}$ in time $O(n \log n)$.
We then process pairs of potential-edge boxes b and b' in increasing order of their distance $\ell(b, b')$.
Initiate the array $\text{ACE}(b, B_i)$ and $\text{DCE}(b, B_i)$ as empty.
 - 2: **for** ($r = 1$ to $\sum_b \mathcal{N}_{\geq}(b)$) **do**
 - 3: Consider an enclosing-box b_1 with p representative nodes $u_1, u_2 \dots u_p, 1 \leq p \leq k + 1$, and the enclosing-box $b'_1 \in \mathcal{N}(b)$ with q representative nodes $u'_1, u'_2 \dots u'_q, 1 \leq q \leq k + 1$ such that the distance $\ell(b_1, b'_1)$ has rank r among all pairs of potential-edge boxes. Let $b_2 = \boxplus(b_1)$ and $b'_2 = \boxplus(b'_1)$ be a pair of bounded-separated boxes.
Let $B \in \mathcal{F}$ be the base such that the majority representative nodes of b'_1 is contained inside $\mathcal{C}(b_2, B)$.
Let $B' \in \mathcal{F}$ be the base such that the majority representative nodes of b_1 is contained inside $\mathcal{C}(b_1, B')$.
Let $\mathcal{B}, \mathcal{B}' \subset \mathcal{F}$ be the collection of bases satisfying the *General-Cone-Direction Property* w.r.t B and B' respectively.
 - 4: Let l be the maximum of the cardinality of $\text{DCE}(b_1, \mathcal{B})$ and $\text{DCE}(b'_1, \mathcal{B}')$.
 - 5: Let $Y_k(b, B)$ be the sorted list of all nodes $\{u \mid u \text{ is inside box } b, u \notin X(b), \text{ and } \deg(u, B) \leq k\}$, in increasing order of $\deg(u, B)$. Thus, we update $Y_k(b_1, B)$ and $Y_k(b'_1, B')$.
 - 6: **if** ($p \leq k$) and ($q \leq k$) **then**
 - 7: Add all edges $u_i u_j$ for all pairs of u_i and u_j inside b_1 . Add all edges $u'_i u'_j$ for all pairs of u'_i and u'_j inside b'_1 .
 - 8: **for** each node u_i in b_1 with $\deg(u_i, B) \leq k$ **do**
 - 9: We add an edge $u_i u'_j$ to a node u'_j in b'_1 where u'_j has the smallest degree $\deg(u'_j, B')$ among all nodes inside b'_1 . Update the degree for all nodes and arrays ACE and DCE.
 - 10: **end for**
 - 11: **for** each node u'_j in b'_1 with $\deg(u'_j, B') \leq k$ **do**
 - 12: We add an edge $u_i u'_j$ to a node u_i in b_1 where u_i has the smallest degree $\deg(u_i, B)$ among all nodes inside b_1 and $u_i u'_j$ was not added before. Update the degree for all nodes and arrays ACE and DCE.
 - 13: **end for**
 - 14: **end if**
 - 15: **if** ($p \geq k + 1$) and ($q \geq k + 1$) **then**
 - 16: Add $k + 1 - l$ edges of the form $u_i u'_i$, where $l = \max(|\text{DCE}(b_1, B)|, |\text{DCE}(b'_1, B')|)$. Here $u_i, i \leq k + 1 - l$, are the first $k + 1 - l$ nodes in $Y_k(b_1, B)$ and $u'_i, i \leq k + 1 - l$, are the first $k + 1 - l$ nodes in $Y_k(b'_1, B')$.
 - 17: Update the set $\text{DCE}(b, B_i)$ and $\text{ACE}(b, B_i)$ accordingly.
 - 18: **end if**
 - 19: **if** ($p \leq k$) or ($q \leq k$), but not both **then**
 - 20: Without loss of generality, we assume that $p \leq k$ and $q \geq k + 1$.
 - 21: Add all edges $u_i u_j$ for all pairs of u_i and u_j inside b_1 . Here b_1 contains exactly p nodes inside.
 - 22: **for** each representative u_i of b_1 **do**
 - 23: Let g' be the cardinality of $\text{DCE}(b'_1, \mathcal{B}')$.
 - 24: If $|Y_k(b'_1, B')| \geq \min(k + 1 - \deg(u_i, B), k + 1 - g')$, we add $\min(k + 1 - \deg(u_i, B), k + 1 - g')$ edges from u_i to the first $k + 1 - \deg(u_i, B)$ nodes in $Y_k(b'_1, B')$; otherwise, we add $|Y_k(b'_1, B')|$ edges from u_i to nodes in $Y_k(b'_1, B')$.
 - 25: Update the array $Y_k(b_1, B)$ and $Y_k(b'_1, B')$, and the set $\text{DCE}(b'_1, B'_i)$ and $\text{ACE}(b'_1, B'_i)$ accordingly.
 - 26: **end for**
 - 27: **end if**
 - 28: **end for**
 - 29: Let $G = (V, E)$ be the graph constructed.
-

Case 1: For all $i \leq k + 1$ there are edges $u_i v_i$ connecting $u_i \in U$ and $v_i \in U'$. Note that since b and b' are bounded-separated, $\mathbf{d}(u, u_i) < \mathbf{d}(u, v)$, for $u_i \in U$ and $\mathbf{d}(v, v_i) < \mathbf{d}(u, v)$ for $v_i \in U'$. Thus, by induction, there exist $k + 1$ disjoint paths between u and $u_i \in U$, and there exist $k + 1$ disjoint paths between v and $v_j \in U'$. Since $\forall i, u_i v_i$ is part of G , by using Mengers theorem it is easy to see that there are $k + 1$ vertex disjoint paths between u and v in U' . It is also easy to show that the length of each of such $k + 1$ paths is at most $t\mathbf{d}(u, v)$.

Case 2: There is an i , such that $u_i v_i$ does not exist. If l edges of the form $u_i v_i$ are added where u_i and v_i are representatives of b and b' then one of the following subcases arises:

- (a) There are $k + 1 - l$ edges of the form (x, y) where $x \in b$ and $y \in \mathcal{C}(x, \mathcal{B})$, \mathcal{B} in the *general cone direction* as B . Let the nodes inside b be $x_1, x_2 \dots x_m, m = k + 1 - l$ and the edges satisfying the preceding condition be $x_i y_i$. Here y_i is a node inside some other box in the direction of B of the box b . Note that distance between $y_i, 1 \leq i \leq m$ and nodes v_j (by measure of the distance $\ell(b, b')$ for two edge-boxes b containing y_i and b' containing v_j) is less than the distance between u and v_j . We can thus apply induction to show that there are $k + 1$ vertex disjoint paths between u and $x_j, \forall j, 1 \leq j \leq m$. And by induction there are $k + 1$ node disjoint paths between y_i and $v_j, \forall j, i$. The result follows from Mengers theorem that there are $k + 1$ node disjoint paths connecting the $k + 1$ representatives U to $k + 1$ representatives U' .
- (b) A similar result is true when there are edges $zy, y \in b'$ and $z \in \mathcal{C}(z, \mathcal{B}')$, where \mathcal{B}' in the same general direction as B' , where $b \in \mathcal{C}(b', B')$.

This finishes our proof that the structure is k -fault tolerant. Similar to the proof of Theorem 14, we can show that for every pair of nodes u and v , each of the $k + 1$ disjoint paths found in the preceding constructive proof has a length at most $t\|u - v\|$. Thus, the structure we constructed is a (k, t) -VFST. \square

Theorem 22 *In the graph $G = (V, E)$ constructed by our method, $\omega(E) = O(k^2) \cdot \omega(\text{MST})$ when $k \geq 1$.*

PROOF. Consider the edges added at every node in $CT(V)$. We group edges into $O(k^2)$ groups and will show that the total length of edges in each group is at most $O(\omega(\text{MST}))$.

Note that for a pair of potential-edge boxes b and b' , it is possible that $O(k^2)$ edges are added during the construction procedure. This happens when there are $p < k + 1$ (with $p = \Theta(k)$) representatives in one box during the procedure. As in Section 3 the edges added to connect representative nodes of pairs of potential-edge boxes can be partitioned into $O(k^2)$ groups such that the edges in each group satisfy the properties outlined: **the near-parallel property, length-grouping property, empty-region property, and empty-cylinder property.**

To partition edges into groups, we assume that the representative nodes U inside an enclosing-box b are numbered as u_1, u_2, \dots, u_p , where $p \leq k + 1$ and the representative nodes U' inside an enclosing-box b' are numbered as v_1, v_2, \dots, v_q , where $q \leq k + 1$. We group edges sequentially in increasing order of the distance between the pair of the potential-edge boxes b and b' . For simplicity, we will only consider one cone base B and all edges added in the direction of B . Since there are only a constant number of cone bases, if the edges added in the direction of any cone is at most $O(k^2)\omega(\text{MST})$, the total weight of all edges is still $O(k^2)\omega(\text{MST})$. For each edge uv in the cone direction of B , we will put it into one of the k^2 groups: $E_{i,j}, 1 \leq i, j \leq k$.

Notice that, for a pair of potential-edge boxes b and b' , we add edges based on rules defined for three different cases based on $|b| = p, |b'| = q$: Case 1) $|b| = p \leq k$, Case 2) $|b'| = q \leq k$, and Case 3) $p \geq k + 1$ and $q \geq k + 1$.

In case 1, $|b| \leq k$, for each u_i , we add $\min(k + 1, q)$ edges $u_i v_j$ for some nodes $v_j \in U'$. Then the edge $u_i v_j$ is added to group $E_{i,j}$ for $i \leq k + 1$ and $j \leq k + 1$. Notice that we also added $p(p - 1)/2 < k^2$ edges inside the box b . Observe that each such added edge (inside the box b) has length at most a small constant fraction of the

edge $u_i v_j$ (added to connect representative nodes of b and b'). We will *not* add these edges to any group $E_{i,j}$. A simple charging (charge the total edge length to one such crossing edge $u_i v_j$) method shows that these omitted edges have total edge length at most $O(k^2)$ times the total edge length of edges in a group $E_{i,j}$. We will show that $\omega(E_{i,j})$ is at most $\omega(\text{MST})$.

For case 2, for each v_i we will add $\min(k+1, p)$ edges $u_j v_i$ for some nodes $u_j \in U$ and then we similarly add the edge $u_j v_i$ to group $E_{j,i}$. Thus, all edges added in these cases are put into different groups, *i.e.*, for any group $E_{i,j}$, and any pair of potential-edge boxes b and b' , we have at most one edge uv with u from b and v from b' .

The third case is that both boxes b and b' have at least $k+1$ nodes inside. Let b_2 and b'_2 be the pair of bounded-separated boxes that contain the boxes b and b' respectively. In this case, we will add $k+1-l$ edges, $u_i v_i$, where $u_i \in U$ and $v_i \in V$. Recall that we added these l edges because

1. there are at most $l \leq k+1$ disjoint edges already leaving the floating-virtual box b_2 in the direction of the cone B , and
2. there are at most $l \leq k+1$ disjoint edges already leaving the floating-virtual box b'_2 in the direction of the cone B' .

Notice that those edges were added when processing a pair of potential-edge boxes with shorter distance. Thus they have already been put into some groups (at most $2l$ different groups, since there are at most $2l$ such edges). Then a newly added edge $u_i v_i$ is put into a group that is different from those $2l$ groups. Notice that this is always possible since $2l + k + 1 - l \leq 2(k+1) \leq (k+1)^2$ when $k \geq 1$. Thus, when we put an edge $u_i v_i$ into some group, we know that there is no edge xy in the same group such that x is inside b (resp. b') and edge xy crossing the boundary of floating-virtual box b_2 (resp. b'_2) in the direction of B (resp. B'). Then similar to Theorem 18, we can prove that each group $E_{i,j}$ of edges can be further partitioned into a constant number of subgroups such that each subgroup of edges satisfies all properties outlined previously, and thus the total weight of all edges in each group $E_{i,j}$ is at most $O(\omega(\text{MST}))$. This finishes the proof of the theorem. \square

Theorem 23 *Each node $v \in V$ has a degree $O(k)$ in the graph G when $k \geq 1$.*

PROOF. Notice that for each node $u \in V$, we add edges incident to it only when (1) it is a node contained inside some non- k -box, or (2) when it is a representative node in some k -box. For simplicity, we will only concentrate on edges added in the direction of one cone.

1. We first study how many edges will be added to a node u when u is inside some non- k -box. When node u is inside a non- k -box, let b_u be the largest non- k -box that contains u inside. Assume that b_u contains $p < k+1$ nodes inside. According to our method, we will add $p-1$ edges to other $p-1$ nodes inside the box b_u , and add $\min(k+1-g_u, q)$ edges for a potential-edge box b' with q nodes inside, where g_u is the number of edges incident on u , in the direction of B , and with shorter distances. We have thus added at most $p-1+k+1 = O(k)$ edges in the direction of B when we have processed all enclosing-boxes b' in $\mathcal{N}(b)$, when u is a node inside some non- k -boxes.
2. We then study how many edges uv will be added to u when we process a pair of potential-edge boxes b and b' such that b is a k -box, b' is a non- k -box, such that u is inside the k -box b and v is inside the non- k -box b' .

Let $b_u^1 = \mathbb{P}(b_u)$ be the smallest enclosing-box that contains u inside and is a k -box. In other words, box b_u^1 is a leaf- k -box. We adopt a charging argument where we assign credits to nodes inside k -boxes to account for edges added to those nodes. With each node inside the k -box is assigned $(k+1)$ TYPE-1-credits for each cone direction (another set of TYPE-2-credits is assigned in the next case).

Now let us see what will happen when we process the enclosing-box $b_1 = b_u^1$. The total free TYPE-1-credits of this box b_u^1 required to charge of edges in a certain cone direction is $|b_u^1|(k+1)$. We will prove by induction that

Lemma 24 Every k -box b will have at least $(k + 1)(k + 1) - e_2$ free TYPE-1-credits where e_2 is the number of edges that

(1) are added during the processing of a pair of potential-edge boxes c and c' , where c is a descendant k -box of b and c' is a non- k -box in $\mathcal{N}(c)$, and

(2) cross the boundary of b in the given cone direction when we process this box b and its potential-edge boxes to add some edge after its children boxes have been processed.

Proof of Lemma 24: This is clearly true for all leaf- k -boxes since it has been assigned $(k + 1)$ TYPE-1-credits for each node and a given direction, and it has at least $k + 1$ nodes inside. In the rest of the proofs, when we count the number of edges crossing the boundary of b , we will only count the edges that are added during the processing of a pair of potential-edge boxes b and b' for some non- k -box b' . The edges added when b' is a k -box will be studied in the subsequent case.

Observe that when we process b_1 and all boxes $b'_1 \in \mathcal{N}(b_1)$ where b'_1 is a non- k -box, the total number of edges added to the node $u \in b_1$ in any cone B direction is at most $k + 1$. Consider the case $b_1 = b_u^1$. Let $b'_1, b'_2, b'_3, \dots, b'_i, b'_{i+1}, \dots, b'_t$ be all potential-edge boxes that are non- k -boxes (with respect to b_1) in the direction of a given cone B , i.e., $b'_j \in \mathcal{C}(b_1, B)$ and $|b'_j| \leq k$. We further assume that $\mathbf{d}(b'_j, b) < \mathbf{d}(b'_{j+1}, b)$ for $1 \leq j \leq t - 1$. Notice that some of these enclosing-boxes may be inside the box $\mathbb{P}(b_1)$, while some of them may be outside of $\mathbb{P}(b_1)$. Assume that the first i non-virtual potential-edge boxes $b'_1, b'_2, b'_3, \dots, b'_i$ are inside $\mathbb{P}(b_1)$, while the rest of potential-edge boxes b'_{i+1}, \dots, b'_t are outside of the box $\mathbb{P}(b_1)$. There are two cases here: $x_1 = \sum_{j=1}^i |b'_j| \geq k + 1$ and $x_1 = \sum_{j=1}^i |b'_j| < k + 1$.

- (a) First consider the case $x_1 = \sum_{j=1}^i |b'_j| \geq k + 1$. Assume that $f \leq i$ is the smallest index such that $\sum_{j=1}^f |b'_j| \geq k + 1$. We consider the number of total free TYPE-1-credits we will have for the enclosing-box $\mathbb{P}(b_1)$ in this direction. The total TYPE-1-credits charged to nodes inside b_1 for adding edges in this direction when processing enclosing-boxes $b'_1, b'_2, b'_3, \dots, b'_i$ is at most $(k + 1)(k + 1)$ since we add at most $k + 1$ edges for the “closest” $k + 1$ nodes inside b'_j , $j \leq f$ and we will *not* add any edges from nodes inside b'_j , $j > f$, to nodes inside b_1 . Observe that these new enclosing-boxes $b'_1, b'_2, b'_3, \dots, b'_i$ will also contribute at least $(k + 1)x_1$ TYPE-1-credits to the enclosing-box $\mathbb{P}(b_1)$. Thus, the box $\mathbb{P}(b_1)$ has at least $x_1 \geq k + 1$ nodes, each with $(k + 1)$ free TYPE-1-credits left. In other words, our claim holds. Recall that a node gets a free TYPE-1-credit when it first becomes a node in some k -box and is thus not charged here. Thus, any node v inside boxes $b'_1, b'_2, b'_3, \dots, b'_i$ will *not* be charged any of its TYPE-1-credits when we add edges vu between b'_j and b_1 , $j \leq i$.
- (b) We then consider the case that $x_1 = \sum_{j=1}^i |b'_j| < k + 1$. Let $x_2 = \sum_{j=1+i}^t |b'_j|$ be the number of nodes inside non- k -boxes outside of b_1 . In this case, every node inside $b'_1, b'_2, b'_3, \dots, b'_i$ will connect $k + 1$ edges to some nodes inside b_1 . So the total TYPE-1-credits charged to nodes inside b_1 is $(k + 1)x_1$. The nodes inside $\cup_{j=1+i}^t b'_j$ will contribute at most $\min(x_2, k + 1 - x_1) \cdot (k + 1)$ edges since only each of the closest $\min(x_2, k + 1 - x_1)$ nodes will connect up to $k + 1$ edges to nodes inside b_1 . Thus, the TYPE-1-credits left by *all* nodes inside $\mathbb{P}(b_1)$ is at least $|b_1|(k + 1) - \min(k + 1, x_1 + x_2) \cdot (k + 1)$, while the TYPE-1-credits contributed by nodes inside boxes $b'_1, b'_2, b'_3, \dots, b'_i$ is at least $x_1(k + 1)$. Thus, the total free TYPE-1-credits in box $\mathbb{P}(b_1)$ is at least $|b_1|(k + 1) - \min(k + 1 - x_1, x_2)(k + 1)$. Observe that, when we process the box $\mathbb{P}(b_1)$, we already have $e_2 = \min(k + 1 - x_1, x_2)(k + 1)$ edges crossing the box $\mathbb{P}(b)$. These edges are added from processing pairs of box b_1 and non- k -boxes b'_j , $j > i$. Thus, our claim holds.

We can show by induction that Lemma 24 holds for all k -boxes. This finishes the proof of lemma.

For a k -box b , assume that it already has e_2 edges crossing the boundary of b in the direction of a cone B . Then, by our lemma, we know that it has at least $(k + 1)^2 - e_2$ free TYPE-1-credits. Assume that we process pairs of potential-edge boxes b and b'_j , for $j \leq t$, where b'_j is a non- k -box. For simplicity, we

define variable x_1 (as number of nodes from b'_j that are inside $\mathbb{P}(b)$) and x_2 (as number of nodes from b'_j that are outside $\mathbb{P}(b)$) similarly. We only have to add at most $\min(k + 1, x_1 + x_2)(k + 1) - e_2$ edges to nodes inside b . Similarly, we can show that our statement (Lemma 24) holds for the parent k -box $\mathbb{P}(b)$ also.

Observe that in our algorithm, when we decide to add edges uv for a pair of potential-edge boxes, we choose a pair of nodes each has the smallest degree in the corresponding direction. Thus, the degree difference among all nodes is at most 1. Since we assigned $k + 1$ TYPE-1-credits to every node for adding edges in the case uv when u is from a k -box, and v is from a non- k -box, the maximum number of edges added to a node u in this case will be at most $k + 1$ in any cone direction.

3. We then study the total number of edges uv that are added to a node u when u is inside some k -box b_1 and v is inside some k -box b'_1 and the boxes b_1 and b'_1 are a pair of potential-edge boxes.

Notice that we add at most $k + 1$ edges when we processing each pair of potential-edge boxes b and b' that are k -boxes. In this case, we will assign 2 TYPE-2-credits for each node inside a k -box. Recall that the TYPE-2-credits are different from the TYPE-1-credits in the previous case. We charge a node u a TYPE-2-credit if an edge uv is added where u and v are from b and b' respectively. Similar to Lemma 24, we can prove that

Lemma 25 *Every k -box b will have at least $2(k + 1) - e_2$ free TYPE-2-credits where e_2 is the number of edges crossing the boundary of b in the given cone direction when we start processing this box b and its potential-edge boxes to add some edge after its children boxes have been processed.*

We only added at most 1 edge when a node u is served as a representative node of a k -box b_1 . The statement clearly is true for all leaf- k -boxes. Then consider a non leaf- k -box b . If we have a k -box b' such that b' is inside $\mathbb{P}(b)$, then after processed b and b' , $\mathbb{P}(b)$ will have at least $2(k + 1)$ free TYPE-2-credits, where b and b' contributed $k + 1$ TYPE-2-credits each. Similarly we can show that the lemma is true when b' is outside of $\mathbb{P}(b)$.

Thus the theorem follows. □

It is also not difficult to show the following theorem.

Theorem 26 *Algorithm 2 can be implemented to run in time $O(kc_2n + c_2n \log n)$, where $c_2 = \Theta((\frac{1}{t-1})^d)$ is the number of cones partitioned (which in turn is dependent on the spanning ratio t).*

PROOF. For each box b and each direction B_i , we store $k + 1$ disjoint edges in an array $DCE(b, B_i)$ such that the end-nodes are furthest from the box in this direction. These edges uv will be sorted based on the distances from v to the box b , where u is a node inside b . For a box b , given the array $DCE(b_1, B_i)$, and $DCE(b_2, B_i)$ where b_1 and b_2 are two children boxes of b , we clearly can update the list for box b in $O(k)$ time from 2 sorted lists from children boxes b_1 and b_2 as follows. We greedily compare the top elements (the link with the furthest node) of two children boxes and get the link uv with v being furthest from b in direction B_i ; the process is repeated till we find $k + 1$ links. Notice that these newly found $k + 1$ links surely will be disjoint also. Here if a node v is connected to multiple nodes u_1 and u_2 for DisjointCrossingEdge arrays $DCE(b_1, B)$ and $DCE(b_2, B)$ for both children boxes b_1 and b_2 , we will only pick one link $u_i v$ for one of the children boxes and discard the other. The total time of such processing is $2 \cdot (k + 1)$. Since there are $O(n)$ boxes in total, the total time complexity of updating the furthest links list DCE can be done in time $O(kn)$ for a single cone direction. The time complexity then follows from the fact that there are c_2 cones. □

5 Conclusion

In this paper, we studied the spanner construction for a set of n points in \mathbb{R}^d and also fault-tolerant spanners for a set of points in \mathbb{R}^d . Our main contribution is an algorithm that runs in time $O(n \log n)$ to construct a (k, t) -

VFTS for Euclidean graph with maximum node degree $O(1+k)$, and weight at most $O((1+k)^2)\omega(\text{MST})$ for $k \geq 0$. All bounds are asymptotically optimum. It remains an interesting future work to extend the method to geodesic distance when we are given n nodes on a surface.

References

- [1] ABAM, M. A., DE BERG, M., FARSHI, M., AND GUDMUNDSSON, J. Region-fault tolerant geometric spanners. In *SODA '07: Proceedings of the eighteenth annual ACM-SIAM symposium on Discrete algorithms* (Philadelphia, PA, USA, 2007), Society for Industrial and Applied Mathematics, pp. 1–10.
- [2] ARYA, S., DAS, G., MOUNT, D., SALOWE, J., AND SMID, M. Euclidean spanners: short, thin, and lanky. In *Proc. 27th ACM STOC* (1995), pp. 489–498.
- [3] ARYA, S., MOUNT, D. M., AND SMID, M. Dynamic algorithms for geometric spanners of small diameter: Randomized algorithms. *Computational Geometry Theory and Applications 13* (1999), 91–107.
- [4] ARYA, S., AND SMID, M. Efficient construction of a bounded degree spanner with low weight. In *Proc. 2nd Annu. European Sympos. Algorithms (ESA)*, volume 855 of *Lecture Notes in Computer Science* (1994), pp. 48–59.
- [5] ARYA, S., AND SMID, M. Efficient construction of a bounded degree spanner with low weight. *Algorithmica 17* (1997), 33–54.
- [6] BOSE, P., GUDMUNDSSON, J., AND SMID, M. Constructing plane spanners of bounded degree and low weight. In *Proceedings of the European Symposium on Algorithms (ESA)* (2002).
- [7] CALLAHAN, P., AND KOSARAJU, S. A decomposition of multidimensional point sets with applications to k -nearest-neighbors and n -body potential fields. *Journal of the ACM (JACM) 42*, 1 (1995), 67–90.
- [8] CHANDRA, B., DAS, G., NARASIMHAN, G., AND SOARES, J. New sparseness results on graph spanners. In *Proc. 8th Annual ACM Symposium on Computational Geometry* (1992), pp. 192–201.
- [9] CHANDRA, B., DAS, G., NARASIMHAN, G., AND SOARES, J. New sparseness results on graph spanners. *International Journal of Computational Geometry and Applications 5* (1995), 125–144.
- [10] CZUMAJ, A., AND ZHAO, H. Fault-tolerant geometric spanners. In *Proceedings of the nineteenth conference on Computational geometry* (2003), ACM Press, pp. 1–10.
- [11] DAS, G., HEFFERNAN, P., AND NARASIMHAN, G. Optimally sparse spanners in 3-dimensional Euclidean space. *Proceedings of the ninth annual symposium on Computational geometry* (1993), 53–62.
- [12] DAS, G., AND NARASIMHAN, G. A fast algorithm for constructing sparse Euclidean spanners. *Proceedings of the tenth annual symposium on Computational geometry* (1994), 132–139.
- [13] DAS, G., NARASIMHAN, G., AND SALOWE, J. A new way to weigh malnourished euclidean graphs. In *SODA '95: Proceedings of the sixth annual ACM-SIAM symposium on Discrete algorithms* (Philadelphia, PA, USA, 1995), Society for Industrial and Applied Mathematics, pp. 215–222.
- [14] ELKIN, M., AND PELEG, D. $(1 + \epsilon, \beta)$ -spanner constructions for general graphs. *SIAM Journal of Computing 33*, 3 (2004), 608–631.
- [15] EPPSTEIN, D. *Handbook of Computational Geometry*. Elsevier Science, 1997, ch. Spanning Trees and Spanners, pp. 425–461.
- [16] GUDMUNDSSON, J., LEVCOPOULOS, C., AND NARASIMHAN, G. Improved greedy algorithms for constructing sparse geometric spanners. In *Scandinavian Workshop on Algorithm Theory* (2000), pp. 314–327.
- [17] GUDMUNDSSON, J., LEVCOPOULOS, C., AND NARASIMHAN, G. Fast greedy algorithms for constructing sparse geometric spanners. *SIAM Journal on Computing 31*, 5 (2002).
- [18] KARAVELAS, M. I., AND GUIBAS, L. J. Static and kinetic geometric spanners with applications. In *Proceeding of the Twelfth Annual Symposium on Discrete algorithms* (2001), pp. 168–176.

- [19] KEIL, J. Approximating the complete euclidean graph. In *SWAT 88: 1st Scandinavian Workshop on Algorithm Theory* (1988).
- [20] LEVCOPOULOS, C., NARASIMHAN, G., AND SMID, M. Efficient algorithms for constructing fault-tolerant geometric spanners. In *Proceedings of the thirtieth annual ACM symposium on Theory of computing* (1998).
- [21] LEVCOPOULOS, C., NARASIMHAN, G., AND SMID, M. Improved algorithms for constructing fault tolerant geometric spanners. *Algorithmica* (2000).
- [22] LUKOVSKI, T. New results on fault tolerant geometric spanners. *Proceedings of the 6th Workshop on Algorithms and Data Structures (WADS'99), Lecture Notes in Computer Science* (1999), 193–204.
- [23] NARASIMHAN, G., AND SMID, M. *Geometric Spanner Networks*. Cambridge University Press, 2007.
- [24] NARASIMHAN, G., AND SMID, M. H. M. Approximating the stretch factor of euclidean graphs. *SIAM J. Comput.* 30, 3 (2000), 978–989.
- [25] PELEG, D., AND SCHAFFER, A. Graph spanners. *Journal of Graph Theory* 13, 1 (1989), 99–116.
- [26] RAO, S. B., AND SMITH, W. D. Approximating geometrical graphs via spanners and banyans. In *Proceedings of the thirtieth annual ACM symposium on Theory of computing* (1998).
- [27] REGEV, H. *The Weight of the Greedy Graph Spanner*. Weizmann Institute of Science, Dept. of Applied Mathematics and Computer Science, 1995.
- [28] REGEV, H. The weight of the greedy graph spanner. Tech. Rep. CS95-22, 1, 1995.
- [29] RUPERT, J., AND SEIDEL, R. Approximating the d -dimensional complete euclidean graph. In *Proc. of 3rd Canadian Conf. on Computational Geometry* (1991), pp. 207–210.
- [30] SALOWE, J. Constructing of multidimensional spanner graphs with applications to minimum spanning trees. In *ACM Symposium on Computational Geometry* (1991), pp. 256–261.
- [31] VAIDYA, P. An optimal algorithm for the all-nearest neighbors problem. *Discrete Computational Geometry* 4 (1989), 101–115.
- [32] VAIDYA, P. A sparse graph almost as good as the complete graph on points in K dimensions. *Discrete and Computational Geometry* 6, 1 (1991), 369–381.
- [33] YAO, A. C.-C. On constructing minimum spanning trees in k -dimensional spaces and related problems. *SIAM J. Computing* 11 (1982), 721–736.

