

Particles Prefer Walking Along the Axes: Experimental Insights into the Behavior of a Particle Swarm

Manuel Schmitt Rolf Wanka

Department of Computer Science
University of Erlangen-Nuremberg, Germany
{manuel.schmitt, rolf.wanka}@cs.fau.de

Abstract

Particle swarm optimization (PSO) is a widely used nature-inspired meta-heuristic for solving continuous optimization problems. However, when running the PSO algorithm, one encounters the phenomenon of so-called stagnation, that means in our context, the whole swarm starts to converge to a solution that is not (even a local) optimum. The goal of this work is to point out possible reasons why the swarm stagnates at these non-optimal points. To achieve our results, we use the newly defined *potential* of a swarm. The total potential has a portion for every dimension of the search space, and it drops when the swarm approaches the point of convergence. As it turns out experimentally, the swarm is very likely to come sometimes into “unbalanced” states, i. e., almost all potential belongs to one axis. Therefore, the swarm becomes blind for improvements still possible in any other direction. Finally, we show how in the light of the potential and these observations, a slightly adapted PSO rebalances the potential and therefore increases the quality of the solution.

1 Introduction

Background. Particle swarm optimization (PSO), introduced by Kennedy and Eberhart [KE95, EK95], is a very popular meta-heuristic for solving continuous optimization problems. It is inspired by the social interaction of individuals living together in groups and supporting and cooperating with each other. Fields of very successful application are, among many others, in Biomedical Image Processing [WSZ⁺04], Geosciences [OD10], Mechanical Engineering [GWHK09], and Materials Science [RPPN09], to name just a few, where the continuous objective function on a multi-dimensional domain is not given in a closed form, but by a “black box.” The popularity of the PSO framework in these scientific communities is due to the fact that it on the one hand can be realized and, if necessary, adapted to further needs easily, but on the other hand shows in experiments good performance results with respect to the quality of the obtained solution and the speed needed to obtain it. By adapting its parameters, users may in real-world applications easily and successfully control the swarm’s behavior with respect to “exploration” (“searching where no one has searched before”) and “exploitation” (“searching around a good position”). A thorough discussion of PSO can be found in [PSL11].

To be precise, let an objective function $f : \mathbb{R}^D \rightarrow \mathbb{R}$ on a D -dimensional domain be given that (w.l.o.g.) has to be minimized. A population of *particles*, each consisting of a position (the

candidate for a solution), a velocity and a local attractor, moves through the search space \mathbb{R}^D . The local attractor of a particle is the best position with respect to f this particle has encountered so far. The population in motion is the *swarm*. In contrast to other evolutionary algorithms, the individuals of the swarm cooperate by sharing information about the search space via the global attractor, which is the best position any particle has found so far. The particles move in time-discrete iterations. The movement of a particle is governed by both its velocity and the two attractors and by some additional fixed parameters (for details, see Sec. 2).

PSO is widely used in real-world applications. It is usually desired that the swarm converges to a single point in the search space, and that this point is at least a local optimum. It is well investigated how the fixed parameters mentioned above should be chosen to let the swarm converge at all [Tre03, JLY07]¹. However, experiments sometimes show the phenomenon of stagnation, meaning here that the particle swarm sometimes converges to a single search point and gets stuck, although this point is not even a local optimum. In [LW11], Lehre/Witt have for a certain situation formally proven that the probability for a swarm to converge to a non-optimal point is positive. Several approaches to deal with this stagnation phenomenon have been developed. Clerc [Cle06] examines the distribution of the particles during the stagnation phase, derives properties of these distributions, and provides several possibilities to adapt the algorithm for the case that the number of iterations without an improvement reaches a certain threshold. Van den Bergh/Engelbrecht [vdBE02] substantially modify the movement equations, enabling the particles to count the number of times they improve the global attractor and use this information. Empirical evidence for the capability of their method to find local optima on common benchmarks is given. Closest to our work, in [LW11] the movement equations are modified by adding in *every* iteration a small random perturbation to the velocity.

New results. In this paper, we focus on the swarm’s behavior right before the convergence starts, in order to find out about possible causes that let the swarm converge, i. e., why the global attractor starts to stagnate. Although one would like the output of the PSO algorithm to be at least a local optimum, we point out two possible reasons for a swarm to converge far away from any local optimum. In order to state the causes for this premature convergence, we define a *potential* that reflects the capability of the swarm to move. That means the swarm converges iff the total potential approaches $\vec{0}$. The swarm’s total potential has a portion for every dimension of the D -dimensional search space. The experiments carried out suggest that unwanted stagnation can indeed be explained in terms of the potential.

The first possible cause of a non-optimal limit of convergence is that, even though the global attractor is updated frequently, the potential drops, so the swarm has not sufficient momentum to find significantly improved points. In Sec. 3, we present experiments that demonstrate that this phenomenon can in fact be observed for some parameter selections. Fortunately, it also turns out that common parameter choices and a reasonable swarm size already avoid this problem.

The second and more important reason is that the potential tends to becoming imbalanced among the dimensions, so dimensions in which only small improvement is possible may nevertheless have the by far highest potential. That means that every step in such a dimension results in a worsening strong enough to void possible improvements in other dimensions. So, the global attractor of the swarm stagnates and the swarm starts to converge. We demonstrate that indeed the swarm tends to reach a state where the potentials are unbalanced, i. e., one dimension gets the by far highest portion of the total potential while all other portions are about equal. Then, we present

¹In a companion paper to the paper at hand, the quality of the best point found by the swarm (the global attractor) is formally analyzed.

experimental evidence showing that this phenomenon makes the particles converge at non-optimal search points. So the experiments suggest that first the swarm starts to prefer a promising direction that is parallel to one of the axes and increases the potential in this dimension far above the potentials in the other dimensions. As soon as the chosen direction does no longer yield improvements, its potential stays much larger than in the remaining dimensions where improvements would still be possible. From that point on, improvements become rare and the swarm starts to stagnate, although no local optimum is found yet.

Since the cause of this premature convergence is an imbalance of the potentials, we show how a small, simple and easy to implement modification of the algorithm enables it to handle such situation. Namely, if the potential is sufficiently small, we let the particles make pure random steps, which do not favor any direction. We conclude with showing that the modification does not totally overwrite the PSO algorithm by replacing it by some greedy random search procedure. Instead, our experiments show that the modification is only applied in case of (premature) convergence. As long as there is still room for improvements left in the search space, the unmodified behavior prevails.

2 Definitions

First we present the underlying model of the PSO algorithm. The model describes the positions of the particles, the velocities and the global and local attractors as real-valued stochastic processes. Furthermore, we define in Def. 2 the potential of a swarm that will be a measure for its movement. A swarm with high potential is more likely to reach search points far away from the current global attractor, while a swarm with potential approaching 0 is converging.

Definition 1 (Classical PSO Algorithm). *A swarm \mathcal{S} of N particles moves through the D -dimensional search space \mathbb{R}^D . Each particle n consists of the following components:*

- position $X^n \in \mathbb{R}^D$, describing the current location of the particle in the search space,
- velocity $V^n \in \mathbb{R}^D$, describing the vector of the particle's current velocity,
- local attractor $L^n \in \mathbb{R}^D$, describing the best point particle n has visited so far.

Additionally, the swarm shares information via the global attractor $G \in \mathbb{R}^D$, describing the best point any particle has visited so far. After some arbitrary initialization of the X^n and V^n (usually, one assumes them to be initialized u. a. r. over some domain), the actual movement of the swarm is governed by the procedure described in Algorithm 1 where $f : \mathbb{R}^D \rightarrow \mathbb{R}$ denotes the objective function.

Here, χ , c_1 and c_2 are some positive constants called the fixed parameters of the swarm, and $\text{rand}()$ returns values that are uniformly distributed over $[0, 1]$ and all independent.

Note that in case of a tie between the previous attractor and the new point X^n , we use the new value, i. e., whenever a particle finds a search point with value equal to the one of its local attractor, this point becomes the new local attractor. If additionally the function value is equal to the one of the global attractor, this one is also updated. Also note that the global attractor is updated as soon as a new better solution has been found.

Now we want to define a potential for measuring how close the swarm is to convergence. A meaningful potential should of course involve the velocities of the particles. These considerations lead to the following definition:

Algorithm 1: classical PSO

```
output:  $G \in \mathbb{R}^D$ 
1 repeat
2   for  $n = 1 \rightarrow N$  do
3     for  $d = 1 \rightarrow D$  do
4        $V_d^n := \chi \cdot V_d^n + c_1 \cdot \text{rand}() \cdot (L_d^n - X_d^n)$ 
5          $+ c_2 \cdot \text{rand}() \cdot (G_d - X_d^n);$ 
6        $X_d^n := X_d^n + V_d^n;$ 
7     end
8     if  $f(X^n) \leq f(L^n)$  then
9        $L^n := X^n;$ 
10    end
11    if  $f(X^n) \leq f(G)$  then
12       $G := X^n;$ 
13    end
14 until termination criterion met;
```

Definition 2 (Potential). For $d \in \{1, \dots, D\}$, the potential of swarm \mathcal{S} in dimension d is Φ_d with

$$\Phi_d := \sum_{n=1}^N \left(|V_d^n| + |G_d - X_d^n| \right) ,$$

the total potential of \mathcal{S} is $\Phi = (\Phi_1, \dots, \Phi_D)$.

So the current total potential of a swarm has a portion in every dimension. Between two different dimensions, the potential may differ much, and “moving” potential from one dimension to another is not possible. On the other hand, along the same dimension the particles influence each other and can transfer potential from one to the other. This is the reason why we do not define a potential of an individual particle.

3 1-Dimensional PSO

In this section, we examine the behavior of a 1-dimensional PSO with respect to the potential. If the swarm is close to a local optimum and there is no second local optimum within range, the attractors converge and it is well-known that with appropriate choices for the parameters of the PSO, convergence of the attractors implies convergence of the whole swarm. Such parameter selection guidelines can be found, e.g., in [JLY07].

On the other hand, if the swarm is far away from the next local optimum and the function is monotone on an area that is large compared to the current potential of the swarm, the preferred behavior of the swarm is to increase the potential and move in the direction that yields the improvement until a local optimum is surpassed and the monotonicity of the function changes. In [LW11], the authors show that there are non-trivial choices of parameters for which the swarm converges

even on a monotone function. In particular, if $N = 1$, every parameter choice either allows convergence to an arbitrary point in the search space, or it generally prevents the one-particle-swarm from converging, even if the global attractor is already at the global optimum.

We ran the particle swarm algorithm on a monotone function to measure the development of the potential over time. For our experiment, we chose the 1-dimensional function $f(x) = -x$ as objective function wanting the swarm always “running down the hill.” Note that this choice is not a restriction, since the particles compare points only qualitatively and the behavior is exactly the same on any monotone decreasing function: due to the rules for updating the attractors in lines 7 and 11, resp., of Algorithm 1, the new attractors are the points with greater x -coordinate. Therefore, we used only one function in our experiment. The parameters for the movement equations are common choices obtained from the literature. We let the particles make 1000 iterations and stored the potential at every iteration. We made a total of 1000 experiments for each set of parameters and calculated both average and standard deviation. The averages are stated in Fig. 1, the standard deviations are of the same order and therefore omitted. In cases (a), (c), (d) and (e), the particles have shown the expected behavior, namely an exponential increase of the potential. So the swarm keeps running down the hill which is what we want it to do.

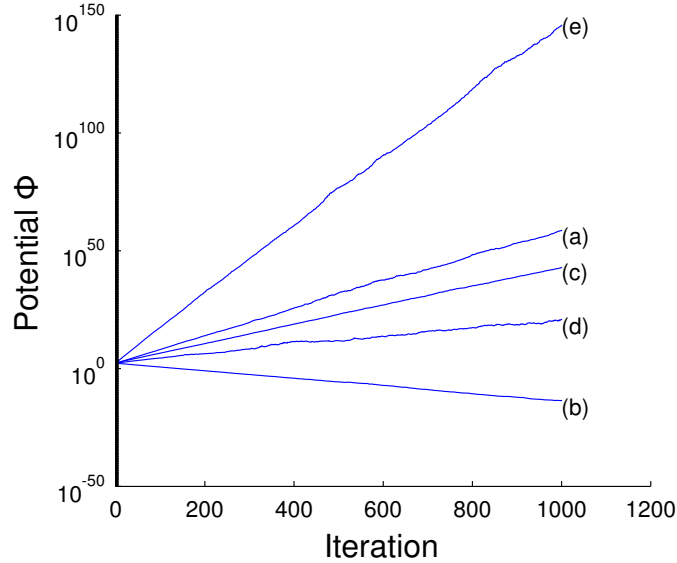


Figure 1:

- (a) $\chi = 0.729$, $c_1 = c_2 = 1.49$, $N = 2$ [CK02]
- (b) $\chi = 0.729$, $c_1 = 2.8 \cdot \chi$, $c_2 = 1.3 \cdot \chi$, $N = 2$ [CD01]
- (c) $\chi = 0.729$, $c_1 = 2.8 \cdot \chi$, $c_2 = 1.3 \cdot \chi$, $N = 3$ [CD01]
- (d) $\chi = 0.6$, $c_1 = c_2 = 1.7$, $N = 2$ [Tre03]
- (e) $\chi = 0.6$, $c_1 = c_2 = 1.7$, $N = 3$ [Tre03]

However, in case (b) where only two particles are involved, we see the potential decreasing exponentially because the number of particles is presumably too small. In this case, the swarm will eventually stop, i.e., stagnate. But we also see in case (c) that using one additional particle and not changing the remaining parameters, the swarms keeps its motion.

In all cases, for the small swarm size of ≥ 3 , the common parameter choices avoid the problem

mentioned in [LW11].

4 D -Dimensional PSO

In the D -dimensional case, the situation is more complicated as now the relations between distinct dimensions become important. A new problem arising is the following: Assume that the whole swarm is close to a point $x \in \mathbb{R}^D$ such that every change of the first coordinate leads to a significantly worse value of the objective function, while in the other dimensions there is still room for improvements. Furthermore let the swarm have high potential in the first and low potential in any other dimension. Then an improvement of the global attractor is still possible, but it is very unlikely and between two updates are many steps without an update. The reason is that any improvement in some of the dimensions $2, \dots, D$ is voided by the much larger worsening in dimension 1. It follows that the attractors stay constant for long times between two updates and so the swarm tends to converge and therefore loses potential. As long as the global attractor stays constant, the situation is symmetric in every dimension, so while converging, the imbalance is still maintained.

First, we want to examine if and how such imbalances arise. Assume that the fitness function is (on some area) monotone in every dimension. One of our main observations is that indeed in such a situation the swarm tends to pick one dimension and favor it over all the others. As a consequence, the movement of the swarm becomes more and more parallel to one of the axes.

We used the fitness-functions $f(\vec{x}) = -\sum_{i=1}^D x_i$ and $g(\vec{x}) = -\sum_{i=1}^D i \cdot x_i$ which are both monotonically decreasing in every dimension and set D to 10. Initially, we distribute the particles randomly over $[-100; 100]^D$ and the velocities over $[-50; 50]^D$ and let the swarm make 500 iterations. The swarm size N was 10 and the parameters were set to $\chi = 0.729$, $c_1 = c_2 = 1.49$ as found in [CK02]. After each iteration, we calculated the potential for each dimension. We made 1000 runs and for each run, the dimensions were sorted according to the final value of Φ , i. e., we switched the numbers of the dimensions such that after the last iteration dimension 1 always had the highest potential, dimension 2 the second highest and so on. We calculated the mean of the potentials over the 1000 runs for each of the sorted dimensions. The results are stated in Fig. 2. One can see that the dimension with the greatest potential has for both functions a value far higher than the others, while the other dimensions do not show such a significant difference between each other. In other words: Particles like to move parallel to an axis.

An explanation for this behavior is the following: Assume that at some time, one dimension d_0 has more potential than the others. Further assume that the advance is great enough such that for some number of steps the particle with the largest value in dimension d_0 is the one that determines the global attractor. In a companion paper, we call a swarm in this situation “running”. Since randomness is involved and this situation has a positive probability to occur, it will actually occur after sufficiently many iterations. Then, each update of the global attractor increases the potential in d_0 considerably because it increases the distance of every single particle to the global attractor except for the one particle that updated it. In any other dimension $d \neq d_0$, the situation is different. Here, the decision which particle updates the global attractor is stochastically independent of the value x_d in dimension d . In other words: If one looks only on the dimension d , the global attractor is chosen uniformly at random from the set of all particles. As a consequence, after some iterations, the d_0 ’th coordinate of the velocity becomes positive for every particle, so the attraction towards the global attractor always goes into the same direction as the velocity, while in the remaining dimensions, the velocities may as well point away from the global attractor, meaning that the

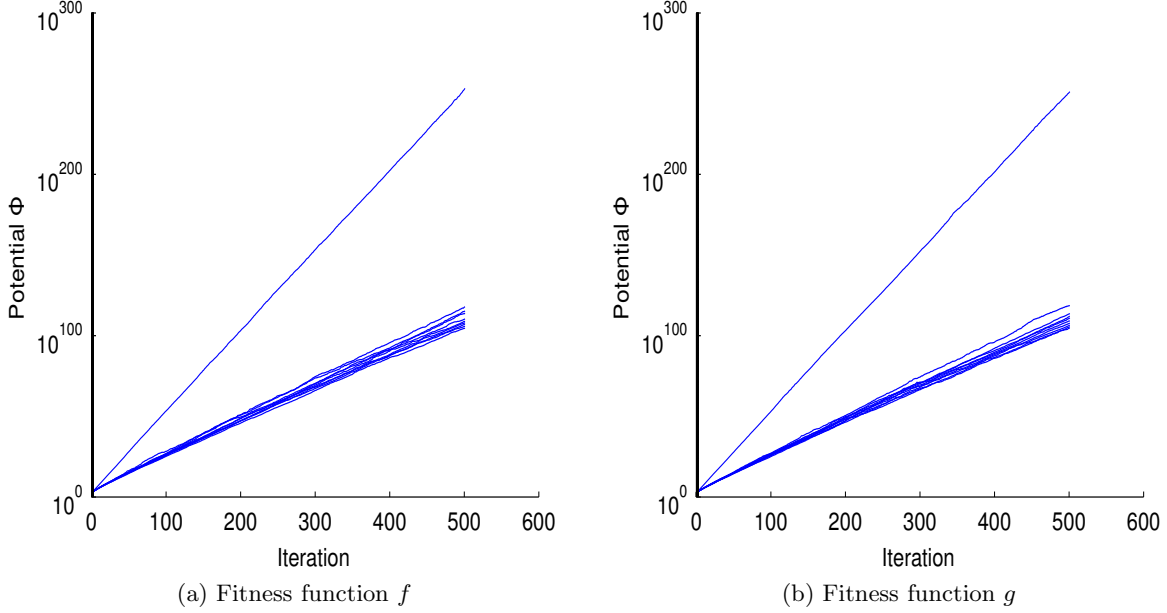


Figure 2: Growth of potential when processing (a) $f(\vec{x}) = -\sum_{i=1}^D x_i$, (b) $g(\vec{x}) = -\sum_{i=1}^D i \cdot x_i$.

particles will be slowed down by the force of attraction. An overview over the situation is given in Fig. 3.

So, roughly speaking, most of the time the global attractor is somewhere in the middle of the different x_d values, giving less potential increase then in dimension d_0 where it has a border position. That means that the balanced situation is not stable in a sense that after the imbalance has reached a certain critical value, it will grow unbounded.

If at some point no more improvements can be made in dimension d_0 , the swarm is in the situation described above where it starts to converge while the convergence is, other than the acceleration phase, balanced. That means after the same time the potential of every dimension is decreased by approximately the same factor, so dimension d_0 has still far more potential than any other dimension and the swarm stays blind for possible improvements in dimensions other than d_0 .

To supplement the results about the behavior of the PSO in that “artificial” setting, we ran it on two well-known benchmark functions to show that the problems described above really occurs on actual instances. Since the described scenario may happen with positive but, depending on the situation, small probability, we choose the number of particles N compared to the number of dimensions D small in order to be able to view the phenomenon in a preferably pure condition. Table 1 lists our results on the sphere function with optimal solution $z^* = (0, \dots, 0)$, where we distributed the particles randomly over $[-100; 100]^D$ and the velocities over $[-50, 50]^D$, and another common benchmark, the Rosenbrock function with optimal solution $z^* = (1, \dots, 1)$ (found in [Ros60]), where the initial population was randomly distributed over $[-5; 10]^D$ and the initial velocity over $[-2.5, 5]^D$. The results obtained on this function are stated in Table 2. We repeated each experiment 1000 times and calculated the means. Additionally we calculated for each repetition the dimension with the minimal and the one with the maximal value for the potential Φ

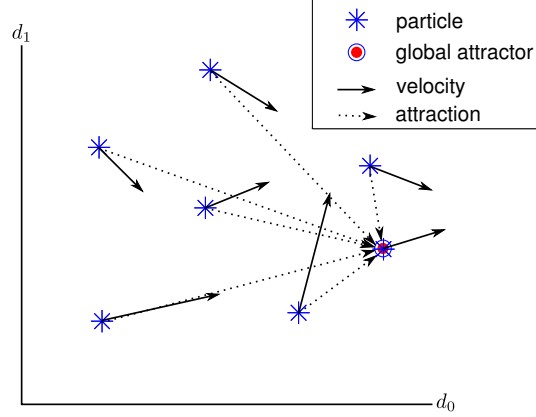


Figure 3: Particles running in direction d_0 . In dimension d_0 , the differences between the coordinate of the particle and the global attractor is on average higher than in dimension d_1 . The velocities of dimension d_0 point in the direction of the global attractor.

after the last iteration (see columns Φ) and the difference between the global attractor and the optimal solution in the dimension with the lowest resp. highest remaining potential. One can see that the dimension with the highest value for Φ usually is much closer to its optimal value than the dimension with the lower value. In particular, in the 2-dimensional case the potential became 0 in one dimension preventing the swarm from any movement in this dimension and consequently from finding the minimum.

Table 1: Sphere-function

D		4	60	150
N		2	10	20
t_{\max}		10000	100000	100000
Value		51.04	12.18	11.97
min. Φ	Φ	0*	$5.84 \cdot 10^{-62}$	$4.15 \cdot 10^{-37}$
	dist. opt.	1.58	1.32	1.30
max. Φ	Φ	$3.75 \cdot 10^{-8}$	$7.53 \cdot 10^{-8}$	$1.59 \cdot 10^{-7}$
	dist. opt.	$1.16 \cdot 10^{-8}$	$1.91 \cdot 10^{-9}$	$2.28 \cdot 10^{-9}$

* Due to double precision.

We calculated the standard deviation for each unit and obtained values that were of the same order but usually higher than the mean values. The reason for this high deviations is that the examined phenomenon occurs randomly and therefore one cannot predict the potential level of the swarm when it occurs, i. e., the level of imbalance at the point when the swarm starts to converge is unpredictable.

Now that we know that the swarm tends to optimize functions dimensionwise, it is interesting to see what happens if we try it on function that is in some area increasing in every dimension but still decreasing in some direction.

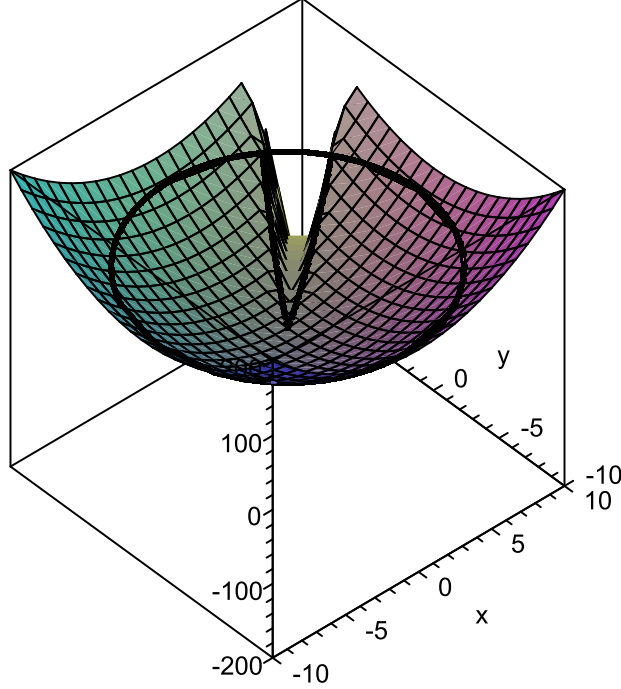
Fix some $b > 1$ and define the D -dimensional function f as follows:

$$f(\vec{x}) = \begin{cases} \sum_{i=1}^n x_i^2, & \exists i, j : x_i \geq b \cdot x_j \vee x_j \geq b \cdot x_i \\ \frac{\sum_{i=1}^n x_i^2}{b-1} \cdot \left(2 \max_{i \neq j} \left\{ \frac{x_i}{x_j} \right\} - b - 1 \right), & \text{otherwise} \end{cases}$$

Table 2: Rosenbrock-function

D		4	60	150
N		2	10	20
t_{\max}		10000	100000	100000
Value		126.54	34.57	28.88
min. Φ	Φ	0*	$6.27 \cdot 10^{-5}$	$2.32 \cdot 10^{-4}$
	dist. opt.	1.1075	0.37	0.12
max. Φ	Φ	$4.72 \cdot 10^{-5}$	0.93	8.07
	dist. opt.	2.59	0.11	0.06

* Due to double precision.

Figure 4: Continuous, not differentiable function f

In Fig. 4 one can see a plot of f for $b = 1.1$ and $D = 2$. For y not between x/b and $x \cdot b$, this function behaves like the well-known sphere-function, leading the particles close to the origin. For $x = y$, $f(x, y) = -2 \cdot x^2$ and from $y = x/b$ ($y = x \cdot b$) to $y = x$, the function falls into a valley. One can easily verify that this function is, though not differentiable, at least continuous. One would want the particles to be able to move through the valley.

As in our previous experiment, we set $D = 10$, $\chi = 0.729$, $c_1 = c_2 = 1.49$, $N = 10$ and initialized the particles uniformly at random over $[-100; 100]^D$ (except for the first particle that was initialized at $(1, \dots, 1)$ such that the swarm could see the direction where the improvements are possible) and the velocities over $[-50; 50]^D$. We let the swarm do 1000 runs with 500 iterations each. The potential of the dimension with the highest potential after the last iteration was determined and the mean and standard deviation of the respective dimensions were calculated over the 1000 repetitions. This was done for two values for the parameter b of the fitness function, namely

$b = 1.00001$ and $b = 1.000000001$. As expected, the capability of the particles to accelerate and increase their potential heavily depends on the choice of this parameter. As one can see in Fig. 5, the smaller the value of b gets, the smaller the gain of potential. An explanation for this behavior is that increasing the potential requires the global attractor to be updated in a certain frequency. If the parameter b is too small, the area for improvements are also too small and updates of the global attractor happen too rarely.

We repeated the experiment for $b = 1.000000001$ and $a = \frac{b-1}{b+1}$, using the fitness function

$$f_{\text{rot}}(\vec{x}) = \begin{cases} \sum_{i=1}^n x_i^2, & \exists i : x_i \geq a \cdot x_1 \vee x_i \leq -a \cdot x_1 \\ \frac{\sum_{i=1}^n x_i^2}{b-1} \cdot \left(\frac{2}{a} \max_i \left\{ \left| \frac{x_i}{x_1} \right| \right\} - 1 \right), & \text{otherwise.} \end{cases}$$

Note that this function with a set to $\frac{b-1}{b+1}$ behaves in some sense similar to f . Both functions have areas that allow improvements. That areas have the same shape but the direction where improvements of f_{rot} are possible is the positive x_1 -direction. Fig. 5c shows how the swarm handles this function much better than the function f before. In particular, this shows that PSO is not invariant to rotations of the search space. That is possible because of the capability of the swarm to favor one direction only if this direction is parallel to one of the axes.

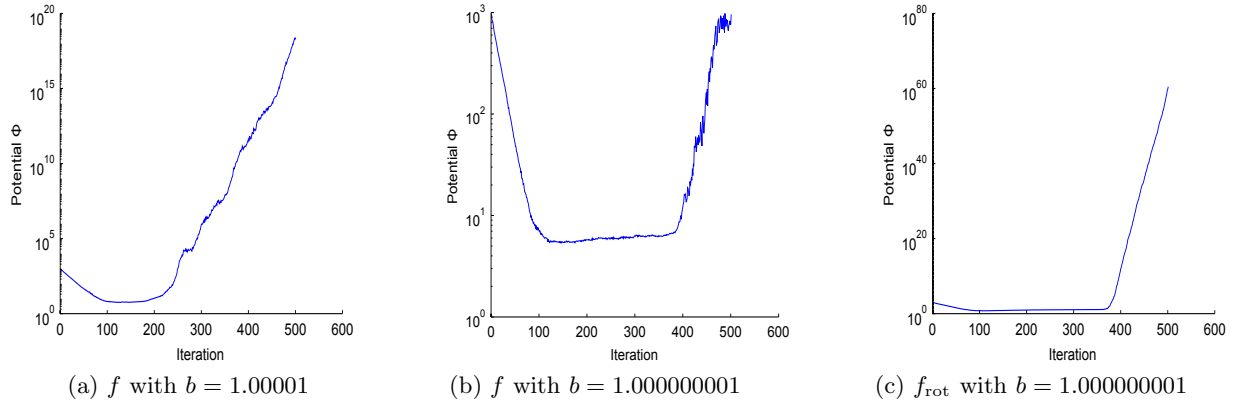


Figure 5: Behavior of the particles on functions f and f_{rot}

5 Modified PSO

In the previous section, we have seen that the particle swarm might get stuck if its potential is too high in dimensions that are already optimized and too low in dimensions that could still be improved. Then the global attractor stagnates and the swarm starts to converge. Since the convergence happens in a symmetric manner along the different dimensions, the imbalance is maintained. A small and simple modification of the PSO algorithm avoids that problem by enabling the swarm to rebalance the potentials in the different dimensions:

Definition 3 (Modified PSO). *For some arbitrary small but fixed $\delta > 0$, we define the modified PSO via the same equations as the classic PSO in Def. 1, only modifying the velocity update in line*

4 of Algorithm 1 to

$$V_d^n := \begin{cases} (2 \cdot \text{rand}() - 1) \cdot \delta, & \text{if } \forall d' \in \{1, \dots, D\} : |V_{d'}^n| + |G_{d'} - X_{d'}^n| < \delta, \\ \chi \cdot V_d^n + c_1 \cdot \text{rand}() \cdot (L_d^n - X_d^n) + c_2 \cdot \text{rand}() \cdot (G_d - X_d^n), & \text{otherwise.} \end{cases}$$

In words: As soon as the sum of the velocity and the distance between the position and the global attractor of a particle are below the bound of δ in every single dimension, the updated velocity of this particular particle is drawn u.a.r. from the interval $[-\delta, \delta]$. Note the similarity between this condition and the definition of the potential. Indeed, we could have used the condition $\Phi_d < \delta$ (with some fixed a) instead, but we decided to keep the modification as simple and independent from the terms occurring in the analysis as possible. Now the potential can no longer converge to 0 while staying unbalanced because if it decreases below a certain bound, we randomly assign a value to the velocity which on expectation has an absolute value of $\delta/2$. If a velocity is assigned that way, we call the step forced.

This modified PSO is similar to the Noisy PSO proposed by Lehre and Witt in [LW11] where they generally add a random perturbation drawn u.a.r. from $[-\delta/2, \delta/2]$ for some small δ and prove that their swarm is able to find a local optimum. However, their analysis is restricted to one specific 1-dimensional fitness function.

The modification does not prevent the PSO from emerging imbalance between the potentials of different dimensions. But the imbalanced convergence phenomenon described above is no longer possible. When the global attractor of the modified PSO gets stuck and the potential decreases, there will be a point when both the velocities and the distances to the global attractor in every dimension get lower than δ . From that moment on, the relationship between the different dimensions gets balanced by the forced steps which on expectation give every dimension the same amount of potential. So, the potentials of the different dimensions are made equal.

We repeated the experiment from the previous section in the same setting as before, but using the modified PSO. The results can be seen in Table 3. It turns out that the modified PSO algorithm actually leads to a better solution than the unmodified one.

Table 3: Comparison between the classic and the modified PSO algorithm

Function	D	N	t_{\max}	δ	Value
Sphere	4	2	10000	10^{-12}	43.34
Sphere	4	2	10000	-	51.04
Sphere	60	10	100000	10^{-12}	4.07
Sphere	60	10	100000	-	12.18
Sphere	150	20	100000	10^{-12}	6.41
Sphere	150	20	100000	-	11.97
Rosenbrock	4	2	10000	10^{-7}	8.80
Rosenbrock	4	2	10000	-	126.54
Rosenbrock	60	10	100000	10^{-7}	2.02
Rosenbrock	60	10	100000	-	34.57
Rosenbrock	150	20	100000	10^{-3}	2.25
Rosenbrock	150	20	100000	-	28.88

¹ Due to double precision.

We also calculated the standard deviation for each unit and obtained values that were of the same order but usually higher than the mean values. The reason for this high deviations is that

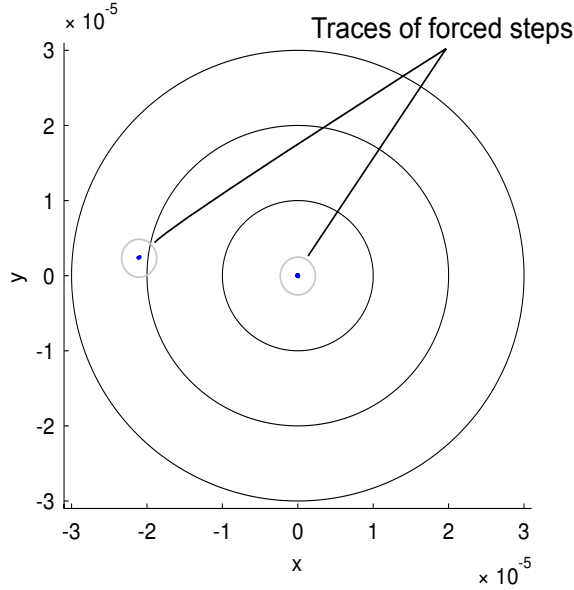


Figure 6: Behavior of the modified PSO on the sphere function

the examined phenomenon occurs randomly and therefore one cannot predict the potential level of the swarm when it occurs.

To make sure that the modification does not fully take over, we plotted the forced points with $\delta = 10^{-7}$ and the 2-dimensional sphere function as objective function in Fig. 6. As can be seen in the figure, the particles get forced near $(-2 \cdot 10^{-5}, 0)$ but their movement does not stay forced. Instead, the swarm becomes running again until the particles approached the optimum at $(0, 0)$. This implies that for sufficiently smooth functions, the modification does not take over, replacing the PSO by some random search routine. Instead, the modification just helps to overcome “corners”. As soon as there is a direction parallel to an axis with decreasing function value, the swarm becomes “running” again and the unmodified movement equations apply.

6 Conclusion

This paper focuses on the behavior of a particle swarm to find good regions in the search space. We found out that the potentials of the different dimensions are most likely to become unbalanced and that this imbalance possibly causes the particle swarm to get stuck at non-optimal search points. A suggestion to modify the algorithm by randomly assigning a small velocity if the potential of a particle falls below a certain bound is suggested. Additionally, we show that the modification does not take over the swarm, it just corrects the direction before the classic movement equations are applied again.

References

- [CD01] A. Carlisle and G. Dozier. An off-the-shelf PSO. In *Proc. Particle Swarm Optimization Workshop*, pages 1–6, 2001.

- [CK02] Maurice Clerc and James Kennedy. The particle swarm – explosion, stability, and convergence in a multidimensional complex space. *IEEE Transactions on Evolutionary Computation*, 6:58–73, 2002. doi:10.1109/4235.985692.
- [Cle06] Maurice Clerc. Stagnation analysis in particle swarm optimization or what happens when nothing happens. <http://hal.archives-ouvertes.fr/hal-00122031>, 2006. Technical report.
- [EK95] Russell C. Eberhart and James Kennedy. A new optimizer using particle swarm theory. In *Proc. 6th International Symposium on Micro Machine and Human Science*, pages 39–43, 1995. doi:10.1109/MHS.1995.494215.
- [GWHK09] A. Gnezdilov, S. Wittmann, S. Helwig, and G. Kókai. Acceleration of a relative positioning framework. *International Journal of Computational Intelligence Research*, 5:130–140, 2009.
- [JLY07] M. Jiang, Y. P. Luo, and S. Y. Yang. Particle swarm optimization – stochastic trajectory analysis and parameter selection. In Felix T. S. Chan and Manoj Kumar Tiwari, editors, *Swarm Intelligence – Focus on Ant and Particle Swarm Optimization*, chapter 17, pages 179–198. I-TECH Education and Publishing, Vienna, 2007.
- [KE95] James Kennedy and Russell C. Eberhart. Particle swarm optimization. In *Proc. IEEE International Conference on Neural Networks*, volume 4, pages 1942–1948, 1995. doi:10.1109/ICNN.1995.488968.
- [LW11] Per Kristian Lehre and Carsten Witt. Finite first hitting time versus stochastic convergence in particle swarm optimisation. arXiv:1105.5540, 2011.
- [OD10] J. E. Onwunalu and L. J. Durlofsky. Application of a particle swarm optimization algorithm for determining optimum well location and type. *Computational Geosciences*, 14:183–198, 2010. doi:10.1007/s10596-009-9142-1.
- [PSL11] Bijaya Ketan Panigrahi, Yuhui Shi, and Meng-Hiot Lim, editors. *Handbook of Swarm Intelligence — Concepts, Principles and Applications*. Springer, 2011. doi:0.1007/978-3-642-17390-5.
- [Ros60] H. H. Rosenbrock. An automatic method for finding the greatest or least value of a function. *The Computer Journal*, 3:175–184, 1960. doi:0.1093/comjnl/3.3.175.
- [RPPN09] K. Ramanathan, V. M. Periasamy, M. Pushpavanam, and U. Natarajan. Particle swarm optimisation of hardness in nickel diamond electro composites. *Archives of Computational Materials Science and Surface Engineering*, 1:232–236, 2009.
- [Tre03] Ioan Cristian Trelea. The particle swarm optimization algorithm: Convergence analysis and parameter selection. *Information Processing Letters*, 85:317–325, 2003. doi:10.1016/S0020-0190(02)00447-7.
- [vdBE02] F. van den Bergh and A. P. Engelbrecht. A new locally convergent particle swarm optimiser. In *Proc. IEEE Int. Conf. on Systems, Man and Cybernetics (SMC)*, volume 3, pages 94–99, 2002. doi:10.1109/ICSMC.2002.1176018.

- [WSZ⁺04] Mark P. Wachowiak, Renata Smolíková, Yufeng Zheng, Jacek M. Zurada, and Adel S. Elmaghraby. An approach to multimodal biomedical image registration utilizing particle swarm optimization. *IEEE Transactions on Evolutionary Computation*, 8:289–301, 2004. doi:10.1109/TEVC.2004.826068.