

Preequilibrium Emission of Light Fragments in Spallation Reactions

Leslie M. Kerby,^{1,2,*} Stepan G. Mashnik,² and Arnold J. Sierk²

¹*University of Idaho, Moscow, ID 83844, USA*

²*Los Alamos National Laboratory, Los Alamos, NM 87545, USA*

(Dated: September 14, 2018)

The ability to describe production of light fragments (LF) is important for many applications, such as cosmic-ray-induced single event upsets (SEUs), radiation protection, and cancer therapy with proton and heavy-ion beams. The cascade-exciton model (CEM) and the Los Alamos version of the quark-gluon string model (LAQGSM) event generators in the LANL transport code MCNP6, describe quite well the spectra of fragments with sizes up to ${}^4\text{He}$ across a broad range of target masses and incident energies (up to ~ 5 GeV for CEM and up to ~ 1 TeV/A for LAQGSM). However, they do not predict the high-energy tails of LF spectra heavier than ${}^4\text{He}$ well. Most LF with energies above several tens of MeV are emitted during the precompound stage of a reaction. The current versions of our event generators do not account for precompound emission of LF larger than ${}^4\text{He}$. The aim of our work is to generalize the precompound model to include such processes, leading to increased predictive power of LF production. Extending the model in this way provides preliminary results that have much better agreement with experimental data.

I. INTRODUCTION

Emission of light fragments (LF) from nuclear reactions is an interesting open question. Different reaction mechanisms contribute to their production; the relative roles of each, and how they change with incident energy, mass number of the target, and the type and emission energy of the fragments is not completely understood.

None of the available models are able to accurately predict emission of LF from arbitrary reactions. However, the ability to describe production of LF (especially at energies $\gtrsim 30$ MeV) from many reactions is important for different applications, such as cosmic-ray-induced single event upsets (SEUs), radiation protection, and cancer therapy with proton and heavy-ion beams. The cascade-exciton model (CEM) [1, 2] version 03.03 and the Los Alamos version of the quark-gluon string model (LAQGSM) [2, 3] version 03.03 event generators in the Monte-Carlo n-particle transport code version 6 (MCNP6) [4], describe quite well the spectra of fragments with sizes up to ${}^4\text{He}$ across a broad range of target masses and incident energies (up to ~ 5 GeV for CEM and up to ~ 1 TeV/A for LAQGSM). However, they do not predict well the high-energy tails of LF spectra heavier than ${}^4\text{He}$. Most LF with energies above several tens of MeV are emitted during the precompound stage of a reaction. The current versions of the CEM and LAQGSM event

generators do not account for precompound emission of these heavier LF.

The aim of our work is to extend the precompound model in the codes to include such processes, leading to an increase of predictive power of LF-production in MCNP6. This entails upgrading the modified exciton model currently used at the preequilibrium stage in CEM and LAQGSM. It will also include expansion and examination of the coalescence and Fermi break-up models used in the precompound stages of spallation reactions within CEM and LAQGSM. Extending our models to include emission of fragments heavier than ${}^4\text{He}$ at the precompound stage already gives preliminary results with much better agreement with experimental data.

II. THEORETICAL BACKGROUND

Our models consider that a reaction begins with the IntraNuclear Cascade, referred to as the INC. The incident particle or nucleus (in the case of LAQGSM) enters the target nucleus and begins interacting with nucleons, scattering off them and also often creating new particles in the process. The incident particle and all newly created particles are followed until they either escape from the nucleus, are absorbed, or, for nucleons, reach a threshold energy (roughly 10-30 MeV) and are then considered “absorbed” by the nucleus.

The preequilibrium stage uses the modified exciton model (MEM) to determine emission of protons, neutrons, and fragments up to ${}^4\text{He}$ from the residual nu-

* Corresponding author, electronic address: lkerby@lanl.gov

cleus. We discuss the MEM in more detail below. This stage can have a highly excited residual nucleus undergoing dozens of exciton transitions and particle emissions. The preequilibrium stage ends when the residual nucleus is just as likely to have a $\Delta n = +2$ exciton transition as a $\Delta n = -2$ exciton transition.

In the evaporation stage, neutrons and protons in the residual nucleus can “evaporate,” either singly or as fragments. The CEM evaporation stage is modeled with a modification of the Furihata’s generalized evaporation model code (GEM2) [9], and includes light fragments up to ^{28}Mg .

During and after evaporation, the code looks to see if we have an isotope that has $Z \geq 65$ and is fissionable. If it is, and there is fission, then the code also allows evaporation from the fission fragments.

There are two models that are not directly parts of this progression: coalescence and Fermi break-up. The INC stage only emits neutrons, protons, and pions (and other particles, when using LAQGSM at high energies), so the coalescence model “coalesces” some of the INC neutrons and protons into larger fragments, by comparing their momenta. If their momenta are similar enough then they coalesce. The current coalescence model can only coalesce up to ^4He fragments, the same as the preequilibrium stage. The Fermi break-up is an oversimplified multifragmentation model that is fast and accurate for small atomic numbers; in the current CEM model it is used when any residual nucleus or fragment has a mass number less than 13.

The MEM used by CEM and LAQGSM [1–3] calculates Γ_j , the emission width (or probability of emitting particle fragment j) as

$$\Gamma_j(p, h, E) = \int_{V_j^c}^{E-B_j} \lambda_c^j(p, h, E, T) dT, \quad (1)$$

where the partial transmission probabilities, λ_c^j , are equal to

$$\lambda_c^j(p, h, E, T) = \frac{2s_j + 1}{\pi^2 \hbar^3} \mu_j \mathfrak{R}(p, h) \times \frac{\omega(p-1, h, E-B_j-T)}{\omega(p, h, E)} T \sigma_{inv}(T). \quad (2)$$

Eq. (2) describes the emission of neutrons and protons. For complex particles, the nuclear level density ω becomes more complicated and an extra phase-space factor γ_j must be introduced:

$$\gamma_j \approx p_j^3 \left(\frac{p_j}{A} \right)^{p_j-1}. \quad (3)$$

Eq. (3) for γ_j is a only a rough estimation that we improve by parameterizing it over a mesh of residual nuclei energy and mass numbers in our codes [10]. As the MEM uses a Monte-Carlo technique to solve the master equations describing the behavior of the nucleus at the preequilibrium stage (see details in [1]), it is very easy to extend the number of types of possible LF that can

be emitted during this stage. We generalize the MEM to consider the possibility of emission up to 66 types of nucleons and LF, up to ^{28}Mg . As a starting point, for the inverse cross sections, Coulomb barriers, and binding energies of all LF we use the approximations adopted by GEM2 [9].

III. RESULTS

Extending the Fermi break-up model to include heavier LF (up to $A = 16$) allows us to use it for nuclei with $A > 12$, yielding increased accuracy for reactions with light targets. Below are examples of calculations by CEM (with the expanded Fermi break-up model) compared to experimental data [6, 7].

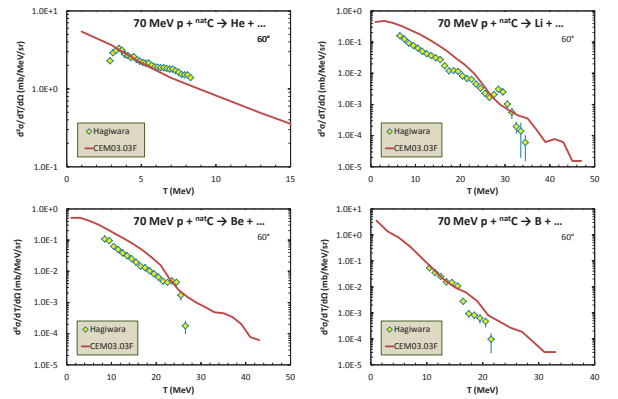


FIG. 1. Comparison of CEM03.03F results (solid red lines; “F” stands for expanding the range of LF in CEM) with experimental data by Hagiwara *et al.* [7] (open symbols) for 70 MeV protons on a natural carbon target. We calculate for ^{12}C only.

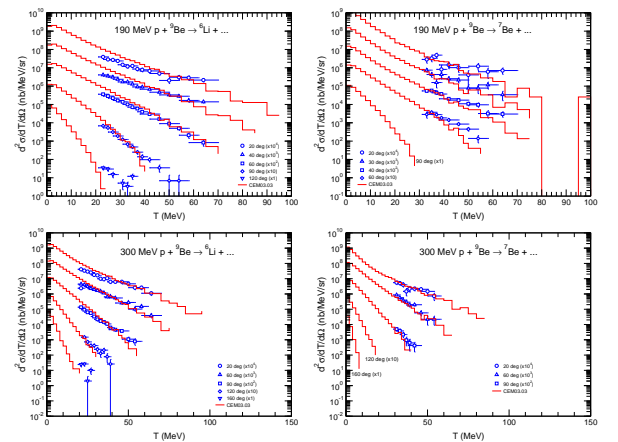


FIG. 2. Comparison of CEM03.03F results (solid red lines) with experimental data by Uozumi *et al.* [6] (open symbols) for 190 MeV protons on a ^9Be target.

Results from the extended Fermi break-up model

achieve good agreement with experimental results for these light targets.

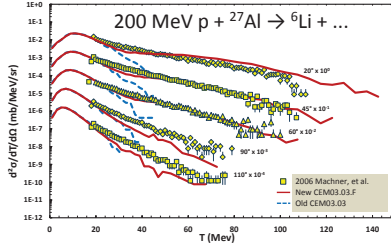


FIG. 3. Comparison of CEM03.03F results (solid red lines) with experimental data by Machner et al. [5] (open symbols).

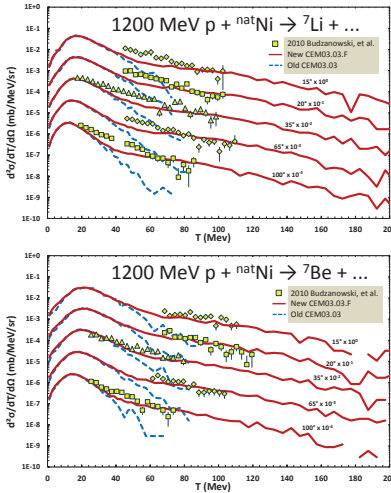


FIG. 4. Comparison of CEM03.03F results (solid red lines) with experimental data by Budzanowski et al. [8] (open symbols).

Expanding the MEM to include heavier LF (up to ^{28}Mg) yields increased accuracy for several reactions we investigate. Figure 3 compares new simulations from our expanded model with data by Machner et al. [5] for 200 MeV $p + ^{27}\text{Al}$.

We also find that the integral spectra for n , p , d , t , ^3He , and ^4He (not shown), are not significantly impacted by this LF emission expansion.

Figure 4 compares our results for 1200 MeV $p + ^{\text{nat}}\text{Ni}$ with new data by Budzanowski et al. [8].

Similar results for different LF spectra are obtained for several other reactions (see, e.g., [11]).

Our results indicate that expanding the MEM to include LF preequilibrium emission significantly increases accuracy of the high-energy spectra compared to experimental data.

IV. CONCLUSIONS

Extending the CEM model to include emission of light fragments (LF) heavier than ^4He (up to ^{28}Mg) in the preequilibrium stage results in significantly improved accuracy compared to experimental data for several reactions, especially in the high-energy tails of the spectra.

Future work includes finding a global parametrization for γ_β , incorporating the expanded event generators into MCNP6, adding coalescence of heavier fragments, further exploring Fermi break-up, and upgrading the evaporation model.

This study was carried out under the auspices of the National Nuclear Security Administration of the U.S. Department of Energy at Los Alamos National Laboratory under Contract No. DE-AC52-06NA253996.

[1] K.K. Gudima et al., NUCL. PHYS. **A401**, 329 (1983).
 [2] S.G. Mashnik et al., LANL REPORT LA-UR-08-2931, Los Alamos 2008, arXiv:0805.0751, <http://mcnp.lanl.gov/>.
 [3] K. K. Gudima et al., LANL REPORT LA-UR-01-6804, Los Alamos, 2001, <http://mcnp.lanl.gov/>.
 [4] T. Goorley et al., NUCL. TECHNOL. **180**, 298 (2012).
 [5] H. Machner et al., PHYS. REV. C **73**, 044606 (2006).
 [6] Y. Uozumi et al., NUCL. INSTR. METH. A **571**, 743

(2007).
 [7] M. Hagiwara et al., J. NUCL. SCI. TECHNOL. **49**, 571 (2012).
 [8] A. Budzanowski et al., PHYS. REV. C **82**, 034605 (2010).
 [9] S. Furihata, NUCL. INSTR. METH. B **171**, 252 (2000).
 [10] S. Mashnik et al., LANL REPORT LA-UR-12-01364, Los Alamos, 2012, <http://mcnp.lanl.gov/>.
 [11] L. Kerby et al., LANL REPORT LA-UR-12-24190, Los Alamos, 2012, <http://mcnp.lanl.gov/>.