

Efficient Evolutionary Algorithm for Single-Objective Bilevel Optimization

Ankur Sinha, Pekka Malo, and Kalyanmoy Deb

Abstract—Bilevel optimization problems are a class of challenging optimization problems, which contain two levels of optimization tasks. In these problems, the optimal solutions to the lower level problem become possible feasible candidates to the upper level problem. Such a requirement makes the optimization problem difficult to solve, and has kept the researchers busy towards devising methodologies, which can efficiently handle the problem. Despite the efforts, there hardly exists any effective methodology, which is capable of handling a complex bilevel problem. In this paper, we introduce bilevel evolutionary algorithm based on quadratic approximations (BLEAQ) of optimal lower level variables with respect to the upper level variables. The approach is capable of handling bilevel problems with different kinds of complexities in relatively smaller number of function evaluations. Ideas from classical optimization have been hybridized with evolutionary methods to generate an efficient optimization algorithm for generic bilevel problems. The performance of the algorithm has been evaluated on two sets of test problems. The first set is a recently proposed SMD test set, which contains problems with controllable complexities, and the second set contains standard test problems collected from the literature. The proposed method has been compared against three benchmarks, and the performance gain is observed to be significant.

Index Terms—Bilevel optimization, Evolutionary algorithms, Quadratic approximations.

I. INTRODUCTION

Bilevel optimization is a branch of optimization, which contains a nested optimization problem within the constraints of the outer optimization problem. The outer optimization task is usually referred as the upper level task, and the nested inner optimization task is referred as the lower level task. The lower level problem appears as a constraint, such that only an optimal solution to the lower level optimization problem is a possible feasible candidate to the upper level optimization problem. Such a requirement makes bilevel optimization problems difficult to handle and have kept researchers and practitioners busy alike. The hierarchical optimization structure may introduce difficulties such as non-convexity and disconnectedness even for simpler instances of bilevel optimization like bilevel linear programming problems. Bilevel linear programming is known to be strongly NP-hard [23], and it has been proven that merely

evaluating a solution for optimality is also a NP-hard task [47]. This gives us an idea about the kind of challenges offered by bilevel problems with complex (non-linear, non-convex, discontinuous etc.) objective and constraint functions.

In the field of classical optimization, a number of studies have been conducted on bilevel programming [11], [46], [16]. Approximate solution techniques are commonly employed to handle bilevel problems with simplifying assumptions like smoothness, linearity or convexity. Some of the classical approaches commonly used to handle bilevel problems include the Karush-Kuhn-Tucker approach [9], [24], Branch-and-bound techniques [8], and the use of penalty functions [1]. Most of these solution methodologies are rendered inapplicable, as soon as the bilevel optimization problem becomes complex. Heuristic procedures such as evolutionary algorithms have also been developed for handling bilevel problems with higher levels of complexity [52], [49]. Most of the existing evolutionary procedures often involve enormous computational expense, which limits their utility to solving bilevel optimization problems with smaller number of variables.

There are a number of practical problems which are bilevel in nature. They are often encountered in transportation (network design, optimal pricing) [33], [12], [10], economics (Stackelberg games, principal-agent problem, taxation, policy decisions) [21], [48], [43], [41], management (network facility location, coordination of multi-divisional firms) [45], [5], engineering (optimal design, optimal chemical equilibria) [25], [44] etc [15], [7]. Complex practical problems are usually modified into a simpler single level optimization task, which is solved to arrive at a *satisficing*¹ instead of an optimal solution. For the complex bilevel problems, classical methods fail due to real world difficulties like non-linearity, discreteness, non-differentiability, non-convexity etc. Evolutionary methods are not very useful either because of their enormous computational expense. Under such a scenario, a hybrid strategy could be solution. Acknowledging the drawbacks associated with the two approaches, we propose a hybrid strategy that utilizes principles from classical optimization within an evolutionary algorithm to quickly approach a bilevel optimum. The proposed method is a bilevel evolutionary algorithm based on quadratic approximations (BLEAQ) of the lower level optimal variables as a function of upper level variables.

The remainder of the paper is organized as follows. In the next section, we provide a review of the past work on bilevel optimization using evolutionary algorithms, followed

¹Satisficing is a portmanteau of two words, satisfy and suffice. A satisficing solution need not be optimal but meets the needs of a decision maker.

Ankur Sinha is a researcher at Dept. of Information and Service Economy, Aalto University School of Business, Helsinki, Finland ankur.sinha@aalto.fi

Pekka Malo is an Assistant Professor at Dept. of Information and Service Economy, Aalto University School of Business, Helsinki, Finland pekka.malo@aalto.fi

Kalyanmoy Deb is a Professor at Dept. of Electrical and Computer Engineering, Michigan State University, East Lansing, Michigan kdeb@egr.msu.edu

by description of a general bilevel optimization problem. Thereafter, we provide a supporting evidence that a strategy based on iterative quadratic approximations of the lower level optimal variables with respect to the upper level variables could be used to converge towards the bilevel optimal solution. This is followed by the description of the methodology that utilizes the proposed quadratic approximation principle within the evolutionary algorithm. The proposed ideas are further supported by results on a number of test problems. Firstly, BLEAQ is evaluated on recently proposed SMD test problems [40], where the method is shown to successfully handle test problems with 10 decision variables. A performance comparison is performed against a nested evolutionary strategy, and the efficiency gain is provided. Secondly, BLEAQ is evaluated on a set of standard test problems chosen from the literature [38], [2], [3], [6], [35], [34], [31], [51]. Most of the standard test problems are constrained problems with relatively smaller number of variables. In order to evaluate the performance of BLEAQ, we choose the algorithms proposed in [50], [51], which are able to successfully solve all the standard test problems

II. PAST RESEARCH ON BILEVEL OPTIMIZATION USING EVOLUTIONARY ALGORITHMS

Evolutionary algorithms for bilevel optimization have been proposed as early as in the 1990s. One of the first evolutionary algorithm for handling bilevel optimization problems was proposed by Mathieu et al. [32]. The proposed algorithm was a nested strategy, where the lower level was handled using a linear programming method, and the upper level was solved using a genetic algorithm (GA). Nested strategies are a popular approach to handle bilevel problems, where for every upper level vector a lower level optimization task is executed. However, they are computationally expensive and not feasible for large scale bilevel problems. Another nested approach was proposed in [52], where the lower level was handled using the Frank-Wolfe algorithm (reduced gradient method). The algorithm was successful in solving non-convex bilevel optimization problems, and the authors claimed it to be better than the classical methods. In 2005, Oduguwa and Roy [34] proposed a co-evolutionary approach for finding optimal solution for bilevel optimization problems. Their approach utilizes two populations. The first population handles upper level vectors, and the second population handles lower level vectors. The two populations interact with each other to converge towards the optimal solution. An extension of this study can be found in [26], where the authors solve a bilevel application problem with linear objectives and constraints.

Wang et al. [50] proposed an evolutionary algorithm based on a constraint handling scheme, where they successfully solve a number of standard test problems. Their approach finds better solutions for a number of test problems, as compared to what is reported in the literature. The algorithm is able to handle non-differentiability at the upper level objective function. However, the method may not be able to handle non-differentiability in the constraints, or the lower level objective function. Later on, Wang et al. [51] provided an improved algorithm that was able to handle non-differentiable upper level

objective function and non-convex lower level problem. The algorithm was shown to perform better than the one proposed in [50]. Given the robustness of the two approaches [50], [51] in handling a variety of standard test problems, we choose these methods as benchmarks. Another evolutionary algorithm proposed in [30] utilizes particle swarm optimization to solve bilevel problems. Even this approach is nested as it solves the lower level optimization problem for each upper level vector. The authors show that the approach is able to handle a number of standard test problems with smaller number of variables. However, they do not report the computational expense of the nested procedure. A hybrid approach proposed in [28], which is also nested, utilizes simplex-based crossover strategy at the upper level, and solves the lower level using one of the classical approaches. This method successfully solves a number of standard test problems. However, given the nested nature of the algorithm it is not scalable for large number of variables. The authors report the number of generations and population sizes required by the algorithm that may be used to compute the function evaluations at the upper level, but they do not explicitly report the total number of function evaluations required at the lower level. Other studies where authors have relied on a nested strategy include [43], [4]. In both of these studies an evolutionary algorithm has been used at both levels to handle bilevel problems.

Researchers in the field of evolutionary algorithms have also tried to convert the bilevel optimization problem into a single level optimization problem using the Karush-Kuhn-Tucker (KKT) conditions [49], [27], [29]. However, such conversions are possible only for those bilevel problems, where the lower level is smooth and the KKT conditions can be easily produced. Recently, there has also been an interest in multi-objective bilevel optimization using evolutionary algorithms. Some of the studies in the direction of solving multi-objective bilevel optimization problems using evolutionary algorithms are [22], [37], [14], [39], [36], [53].

III. SINGLE-OBJECTIVE BILEVEL PROBLEM

Bilevel optimization is a nested optimization problem that involves two levels of optimization tasks. The structure of a bilevel optimization problem demands that the optimal solutions to the lower level optimization problem may only be considered as feasible candidates for the upper level optimization problem. The problem contains two classes of variables: the upper level variables $x_u \in X_U \subset \mathbb{R}^n$, and the lower level variables $x_l \in X_L \subset \mathbb{R}^m$. For the lower level problem, the optimization task is performed with respect to variables x_l , and the variables x_u act as parameters. A different x_u leads to a different lower level optimization problem, whose optimal solution needs to be determined. The upper level problem usually involves all variables $x = (x_u, x_l)$, and the optimization is expected to be performed with respect to both sets of variables. In the following we provide two equivalent definitions of a bilevel optimization problem:

Definition 1: For the upper-level objective function $F : \mathbb{R}^n \times$

$\Psi(x_u^{(1)})$. For the other two shaded planes B and C, there is only a single lower level optimal solution for the given x_u , which corresponds to Ψ being single-valued at these points. The optimal upper level solution is indicated by point (x_u^*, x_l^*) , where $\Psi(x_u^*) = \{x_l^*\}$.

Example 3: To provide a further insight into bilevel optimization, we consider a simple example with non-differentiable objective functions at upper and lower levels. The problem has a single upper and lower level variable, and does not contain any constraints at either of the two levels.

$$\begin{aligned} & \underset{x_u, x_l}{\text{minimize}} && F_0(x_u, x_l) = |x_u| + x_l - 1 \\ & \text{subject to} && x_l \in \underset{x_l}{\text{argmin}} \{f_0(x_u, x_l) = (x_u)^2 + |x_l - e^{x_u}|\} \end{aligned}$$

For a given upper level variable x_u , the optimum of the lower level problem in the above example is given by $x_l = e^{x_u}$. Therefore, this problem has a single-valued Ψ mapping, such that $\Psi(x_u) = \{e^{x_u}\}$. The Ψ mapping reduces this problem to a simple single-level optimization problem as a function of x_u . The optimal solution to the bilevel optimization problem is given by $(x_u^*, x_l^*) = (0, 1)$. In this example, the lower level optimization problem is non-differentiable at the optimum for any given x_u , and the upper level objective function is non-differentiable at the bilevel optimum. Even though the problem involves simple objective functions at both levels, most of the KKT-based methods will face difficulties in handling such a problem. It is noteworthy that even though the objective functions at both levels are non-differentiable, the Ψ -mapping is continuous and smooth. For complex examples having disconnected or non-differentiable Ψ -mapping one can refer to [18].

IV. LOCALIZATION OF THE LOWER LEVEL PROBLEM

Ideally, the analysis of a bilevel problem would be greatly simplified if the optimal solution mapping Ψ could be treated as if it were an ordinary function. In particular, for the design of an efficient bilevel algorithm, it would be valuable to identify the circumstances under which single-valued functions can be used to construct local approximations for the optimal solution mapping. Given that our study of solution mappings is closely related to sensitivity analysis in parametric optimization, there already exists considerable research on the regularity properties of solution mappings, and especially on the conditions for obtaining single-valued localizations of general set-valued mappings. To formalize the notions of localization and single-valuedness in the context of set-valued mappings, we have adopted the following definition from Dontchev and Rockafellar [20]:

Definition 4 (Localization and single-valuedness): For a given set-valued mapping $\Psi : X_U \rightrightarrows X_L$ and a pair $(x_u, x_l) \in \text{gph } \Psi$, a *graphical localization* of Ψ at x_u for x_l is a set-valued mapping Ψ_{loc} such that

$$\text{gph } \Psi_{\text{loc}} = (U \times L) \cap \text{gph } \Psi$$

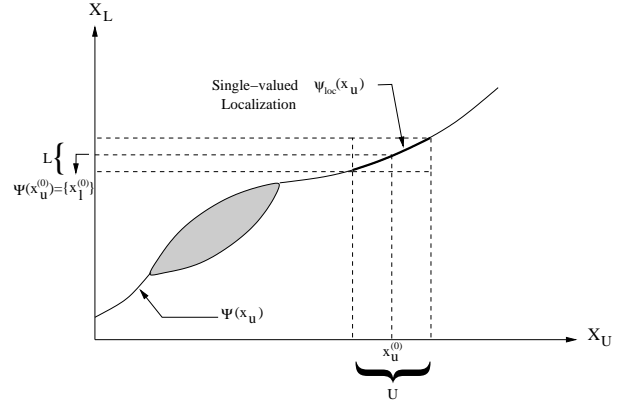


Fig. 3. Localization around $x_u^{(0)}$ for $x_l^{(0)}$.

for some upper-level neighborhood U of x_u and lower-level neighborhood L of x_l , i.e.

$$\Psi_{\text{loc}}(x_u) = \begin{cases} \Psi(x_u) \cap L & \text{for } x_u \in U, \\ \emptyset & \text{otherwise.} \end{cases}$$

If Ψ_{loc} is actually a function with domain U , it is indicated by referring to a single-valued localization $\psi_{\text{loc}} : U \rightarrow X_L$ around x_u for x_l .

Obviously, graphical localizations of the above type can be defined for any lower level decision mapping. However, it is more interesting to ask when is the localization not only a single-valued function but also possesses convenient properties such as continuity and certain degree of smoothness. In this section, our plan is to study how the lower-level solution mappings behave under small perturbations, and clarify the regularity conditions in which the solution mapping can be locally characterized by a Lipschitz-continuous single-valued function. We begin the discussion from simple problems with convex set-constraints in section IV-A and gradually extend the results to problems with general non-linear constraints in section IV-B.

As an example, Figure 3 shows the Ψ mapping and its localization ψ_{loc} around $x_u^{(0)}$ for $x_l^{(0)}$. The notations discussed in the previous definition are shown in the figure to develop a graphical insight for the theory discussed above.

A. Localization with Convex Constraints

To motivate the development, suppose that the lower level problem is of the form

$$\underset{x_l}{\text{minimize}} f_0(x_u, x_l) \text{ over all } x_l \in C, \quad (1)$$

where lower-level variables are restricted by a simple set-constraint C which is assumed to be non-empty, convex, and closed in X_L .

When the lower-level objective function f_0 is continuously differentiable, the necessary condition for x_l to be a local minimum for the lower level problem is given by the standard variational inequality

$$\nabla_l f_0(x_u, x_l) + N_C(x_l) \ni 0, \quad (2)$$

where

$$N_C(x_l) = \{v | \langle v, x'_l - x_l \rangle \leq 0, \text{ for all } x'_l \in C\} \quad (3)$$

is the normal cone to C at x_l and $\nabla_l f_0$ denotes the gradient of f_0 with respect to the lower-level decision vector. The solutions to the inequality are referred to as *stationary points* with respect to minimizing over C , regardless of whether or not they correspond to local or global minimum. Of course, in the special case when f_0 is also convex, the inequality yields a sufficient condition for x_l to be a global minimum, but in other cases the condition is not sufficient to guarantee lower-level optimality of x_l . Rather the inequality is better interpreted as a tool for identifying quasi-solutions, which can be augmented with additional criteria to ensure optimality. In particular, as discussed by Dontchev and Rockafellar [20], significant efforts have been done to develop tools that help to understand the behavior of solutions under small perturbations which we are planning to utilize while proposing our solution for solving the bilevel problem. With this purpose in mind, we introduce the following definition of a quasi-solution mapping for the lower level problem:

Definition 5 (Quasi-solution mapping): The solution candidates (stationary points) to the lower level problem of form (1) can be identified by set-valued mapping $\Psi^* : X_U \rightrightarrows X_L$,

$$\Psi^*(x_u) = \{x_l | \nabla_l f_0(x_u, x_l) + N_C(x_l) \ni 0\},$$

which represents the set of stationary lower-level decisions for the given upper-level decision x_u . When f_0 is convex, Ψ^* coincides to the optimal solution mapping, i.e. $\Psi^* = \Psi$.

Whereas direct localization of Ψ is difficult, it is easier to obtain a well-behaved localization for the quasi-solution mapping first, and then establish the conditions under which the obtained solutions furnish a lower-level local minimum. The approach is motivated by the fact that for variational inequalities of the above type, there are several variants of implicit function theorem that can be readily applied to obtain localizations with desired properties. Below, we present two localization-theorems for quasi-solution mappings. The first theorem shows the circumstances in which there exists a single-valued localization of Ψ^* such that it is Lipschitz-continuous around a given pair $(x_u^*, x_l^*) \in \text{gph } \Psi^*$. The second theorem elaborates the result further under the additional assumption that C is polyhedral, which is sufficient to guarantee that for all points in the neighborhood of x_u^* there is a strong local minimum in the lower level problem (1).

Definition 6 (Lipschitz): A single-valued localization $\psi_{\text{loc}} : X_U \rightarrow X_L$ is said to be Lipschitz continuous around an upper-level decision \bar{x}_u when there exists a neighborhood U of \bar{x}_u and a constant $\gamma \geq 0$ such that

$$|\psi_{\text{loc}}(x_u) - \psi_{\text{loc}}(x'_u)| \leq \gamma |x_u - x'_u| \quad \text{for all } x_u, x'_u \in U.$$

Theorem 7 (Localization of quasi-solution mapping): Suppose in the lower-level optimization problem (1), with $x_l^* \in \Psi^*(x_u^*)$, that

- (i) C is non-empty, convex, and closed in X_L , and
- (ii) f_0 is twice continuously differentiable with respect to x_l , and has a strong convexity property at (x_u^*, x_l^*) , i.e. there

exists $\gamma > 0$ such that

$$\langle \nabla_l f_0(x_u^*, x_l^*)w, w \rangle \geq \gamma |w|^2, \quad \text{for all } w \in C - C.$$

Then the quasi-solution mapping Ψ^* has a Lipschitz continuous single-valued localization ψ around x_u^* for x_l^* .

Proof. When the lower-level objective function f_0 is twice continuously differentiable with the inequality $\langle \nabla_l f_0(x_u^*, x_l^*)w, w \rangle \geq \gamma |w|^2$ holding for all $w \in C - C$, then by Proposition 2G.4 and Exercise 2G.5 in [20] the assumptions (a) and (b) in Theorem 2G.2 are satisfied, and this gives the rest. \square

Corollary 8 (Localization with polyhedral constraints): Suppose that in the setup of Theorem (7) C is polyhedral. Then the additional conclusion holds that, for all x_u in some neighborhood of x_u^* , there is a strong local minimum at $x_l = \psi(x_u)$, i.e. for some $\varepsilon > 0$

$$f_0(x_u, x'_l) \geq f_0(x_u, x_l) + \frac{\varepsilon}{2} |x'_l - x_l|^2 \quad \text{for all } x'_l \in C \text{ near } x_l.$$

Proof. See Exercise 2G.5 and Theorem 2G.3 in [20]. \square

It is worthwhile to note that second order conditions to ensure optimality of a quasi-solution also exist for other than polyhedral sets, but the conditions are generally not available in a convenient form.

B. Localization with Nonlinear Constraints

Until now, we have considered the simple class of lower level problems where the constraint set is not allowed to depend on the upper-level decisions. In practice, however, the lower level constraints are often dictated by the upper level choices. Therefore, the above discussion needs to be extended to cover the case of general non-linear constraints that are allowed to be functions of both x_l and x_u . Fortunately, this can be done by drawing upon the results available for constrained parametric optimization problems.

Consider the lower level problem of the form

$$\begin{aligned} & \underset{x_l \in X_L}{\text{minimize}} && f_0(x_u, x_l) \\ & \text{subject to} && f_j(x_u, x_l) \leq 0, j = 1, \dots, J \end{aligned}$$

where the functions f_0, f_1, \dots, f_J are assumed to be twice continuously differentiable. Let $L(x_u, x_l, y) = f_0(x_u, x_l) + y_1 f_1(x_u, x_l) + \dots + y_J f_J(x_u, x_l)$ denote the Lagrangian function. Then the necessary first-order optimality condition is given by the following variational inequality

$$f(x_u, x_l, y) + N_E(x_l, y) \ni (0, 0),$$

where

$$\begin{cases} f(x_u, x_l, y) = (\nabla_l L(x_u, x_l, y), -\nabla_y L(x_u, x_l, y)), \\ E = X_L \times \mathbb{R}_+^J \end{cases}$$

The pairs (x_l, y) which solve the variational inequality are called the *Karush-Kuhn-Tucker* pairs corresponding to the upper-level decision x_u . Now in the similar fashion as done in Section IV-A, our interest is to establish the conditions for the existence of a mapping ψ_{loc} which can be used to capture

the behavior of the x_l component of the Karush-Kuhn-Tucker pairs as a function of the upper-level decisions x_u .

Theorem 9 (Localization with Nonlinear Constraints): For a given upper-level decision x_u^* , let (x_l^*, y^*) denote a corresponding Karush-Kuhn-Tucker pair. Suppose that the above problem for twice continuously differentiable functions f_i is such that the following regularity conditions hold

- (i) the gradients $\nabla_l f_i(x_u, x_l)$, $i \in I$ are linearly independent, and
- (ii) $\langle w, \nabla_l^2 L(x_u^*, x_l^*, y^*)w \rangle > 0$ for every $w \neq 0$, $w \in M^+$, where

$$\begin{cases} I = \{i \in [1, J] \mid f_i(x_u^*, x_l^*) = 0\}, \\ M^+ = \{w \in \mathbb{R}^n \mid w \perp \nabla_l f_i(x_u^*, x_l^*) \text{ for all } i \in I\}. \end{cases}$$

Then the Karush-Kuhn-Tucker mapping $S : X_U \rightrightarrows X_L \times \mathbb{R}^J$,

$$S(x_u) := \{(x_l, y) \mid f(x_u, x_l, y) + N_E(x_l, y) \ni (0, 0)\},$$

has a Lipschitz-continuous single-valued localization s around x_u^* for (x_l^*, y^*) , $s(x_u) = (\psi_{\text{loc}}(x_u), y(x_u))$, where $\psi_{\text{loc}} : X_U \rightarrow X_L$ and $y : X_U \rightarrow \mathbb{R}^J$. Moreover, for every x_u in some neighborhood of x_u^* the lower-level decision component $x_l = \psi_{\text{loc}}(x_u)$ gives a strong local minimum.

Proof. See e.g. Theorem 1 in [17] or Theorem 2G.9 in [20]. \square

Despite the more complicated conditions required to establish the result for general non-linear constraints case, the eventual outcome of the Theorem (9) is essentially similar to Theorem (7) and Theorem (8). That is, in the vicinity of the current optimal solution, we can express the locally optimal lower level decisions as a relatively smooth function of the upper-level decisions.

C. Approximation with Localizations

The single-valued localizations of solution mappings can be used as effective tools for alleviating computational burden in a greedy evolutionary algorithm. Instead of solving the lower level problem from scratch for every upper-level decision, we can use localizations to obtain an ‘‘educated guess’’ on the new optimal lower-level decision. The intuition for using the above results is as follows.

Suppose that $(x_u, x_l) \in \text{gph } \Psi$ is a known lower-level optimal pair, i.e. $x_l \in \Psi(x_u)$, and the lower-level problem satisfies the regularity conditions in the previous theorems. Then for some open neighborhoods $U \subset X_U$ of x_u and $L \subset X_L$ of x_l , there exists a uniquely determined γ -Lipschitz continuous function $\psi_{\text{loc}} : U \rightarrow X_L$ such that $x_l' = \psi_{\text{loc}}(x_u')$ is the unique local optimal solution of the lower level problem in L for each $x_u' \in U$. The existence of such ψ_{loc} leads to a direct strategy for generating new solution candidates from the existing ones. If the currently known upper level decision x_u is perturbed by a small random vector ε such that $x_u + \varepsilon \in U$, then the newly generated point $(x_u + \varepsilon, \psi_{\text{loc}}(x_u + \varepsilon))$ gives another locally optimal solution where the change in the lower-level optimal decision vector is bounded by $|\psi_{\text{loc}}(x_u + \varepsilon) - x_l| \leq \gamma|\varepsilon|$. In theory, this would allow us to reduce the bilevel optimization problem (2) to that of minimizing a locally Lipschitz function

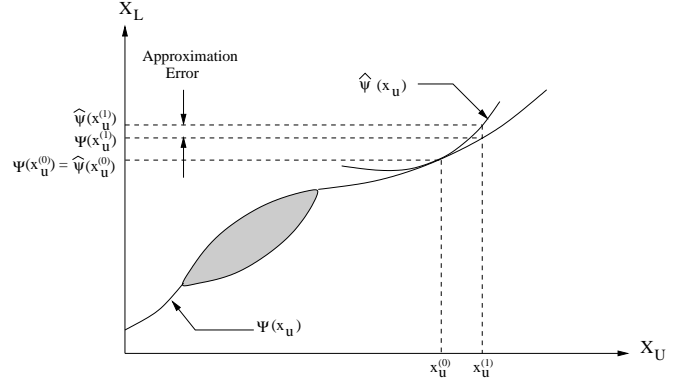


Fig. 4. Approximation with localization around $x_u^{(0)}$.

$F_0(x_u, \psi_{\text{loc}}(x_u))$; see e.g. [19] for discussion on implicit function based techniques.

However, an essential difficulty for applying the result in practice follows from the fact that the mapping ψ_{loc} is not known with certainty, except for a few special cases. To resolve this problem in an efficient way, we consider embedding the above results within an evolutionary framework, where estimates of ψ_{loc} are produced by using samples of currently known lower level optimal points. For simplicity, suppose that we want to find an estimate of ψ_{loc} around current best solution $(x_u, x_l) \in \text{gph } \Psi$, and let

$$\mathcal{P} = \{(x_u^{(i)}, x_l^{(i)}) \in X_U \times X_L \mid x_l^{(i)} \in \Psi(x_u^{(i)}), i \in \mathcal{I}\} \subset \text{gph } \Psi$$

be a sample from the neighborhood of (x_u, x_l) . Then the task of finding a good estimator for ψ_{loc} can be viewed as an ordinary supervised learning problem:

Definition 10 (Learning of ψ_{loc}): Let \mathcal{H} be the hypothesis space, i.e. the set of functions that can be used to predict the optimal lower-level decision from the given upper-level decision. Given the sample \mathcal{P} , our goal is to choose a model $\hat{\psi} \in \mathcal{H}$ such that it minimizes the empirical error on the sample data-set, i.e.

$$\hat{\psi} = \underset{h \in \mathcal{H}}{\text{argmin}} \sum_{i \in \mathcal{I}} L(h(x_u^{(i)}), x_l^{(i)}), \quad (4)$$

where $L : X_L \times X_L \rightarrow \mathbb{R}$ denotes the empirical risk function.

For a graphical illustration, see Figure 4 showing one example of a local approximation $\hat{\psi}$ around $x_u^{(0)}$ for x_l using a quadratic function. When the exact form of the underlying mapping is unknown, the approximation generally leads to an error as one moves away from the point around which the localization is performed. In the figure, the approximation error is shown for a point $x_u^{(1)}$ in the neighborhood of $x_u^{(0)}$. This error may not be significant in the vicinity of $x_u^{(0)}$, and could provide a good guess for the lower-level optimal solution for a new x_u close to $x_u^{(0)}$.

In this paper, we have chosen to use the squared prediction error as the empirical risk function when performing the approximations, i.e.

$$L(h(x_u^{(i)}), x_l^{(i)}) = |x_l^{(i)} - h(x_u^{(i)})|^2,$$

and at the same time we have restricted the hypothesis space \mathcal{H} to consist of second-order polynomials. With these choices the empirical risk minimization problem (4) corresponds to an ordinary quadratic regression problem. Therefore, as long as the estimation problem is kept light enough and the evolutionary framework is such that the solution population can be used to construct a training dataset \mathcal{P} , the use of the estimation approach can be expected to enhance the algorithm's overall performance by reducing the number of times the lower-level optimization problem needs to be solved.

V. ALGORITHM DESCRIPTION

In this section, we provide a description for the bilevel evolutionary algorithm based on quadratic approximations (BLEAQ). The optimization strategy is based on approximation of the lower level optimal variables as a function of upper level variables. To begin with, an initial population of upper level members with random upper level variables is initialized. For each member, the lower level optimization problem is solved using a lower level optimization scheme, and optimal lower level members are noted. Based on the lower level optimal solutions achieved, a quadratic relationship between the upper level variables and each lower level optimal variable is established. If the approximation is good (in terms of mean squared error) then it can be used to predict the optimal lower level variables for any given set of upper level variables. This eliminates the requirement to solve a lower level optimization problem. However, one needs to be cautious while accepting the optimal solutions from the quadratic approximations as even a single poor solution might lead to a wrong bilevel optimum. At each generation of the algorithm, a new quadratic approximation is generated which goes on improving as the population converges towards the true optimum. At the termination of the procedure, the algorithm not only provides the optimal solutions to a bilevel problem, but also acceptably accurate functions representing the relationship between upper and lower variables at the optimum. These functions can be useful for strategy development or decision making in bilevel problems appearing in fields like game theory, economics, science and engineering. Below we provide a step-by-step procedure for the algorithm.

- S. 1 Initialization: The algorithm starts with a random population of size N , which is initialized by generating the required number of upper level variables, and then executing the lower level evolutionary optimization procedure to determine the corresponding optimal lower level variables. Fitness is assigned based on upper level function value and constraints.
- S. 2 Tagging: Tag all the upper level members as 1 which have undergone a lower level optimization run, and others as 0.
- S. 3 Selection of upper level parents: Given the current population, choose the best tag 1 member as one of the parents². Randomly choose $2(\mu - 1)$ members

²The choice of best tag 1 member as a parent makes the algorithm faster. However, for better exploration at upper level some other strategy may also be used.

from the population and perform a tournament selection based on upper level function value to choose remaining $\mu - 1$ parents.

- S. 4 Evolution at the upper level: Make the best tag 1 member as the index parent, and the members from the previous step as other parents. Then, create λ offsprings from the chosen μ parents, using crossover and polynomial mutation operators.
- S. 5 Quadratic approximation: If the number of tag 1 members in the population is greater than $\frac{(dim(x_u)+1)(dim(x_u)+2)}{2} + dim(x_u)$, then select all the tag 1 upper level members to construct quadratic functions³ to represent each of the lower level optimal variables as a function of upper level variables. If the number of tag 1 members is less than $\frac{(dim(x_u)+1)(dim(x_u)+2)}{2} + dim(x_u)$ then a quadratic approximation is not performed.
- S. 6 Lower level optimum: If a quadratic approximation was performed in the previous step, find the lower level optimum for the offsprings using the quadratic approximation. If the mean squared error e_{mse} is less than $e_0(1e-3)$, the quadratic approximation is considered good and the offsprings are tagged as 1, otherwise they are tagged as 0. If a quadratic approximation was not performed in the previous step, execute lower level optimization runs for each of the offsprings. To execute lower level optimization for an offspring member, the closest tag 1 parent is determined. From the closest tag 1 parent, the lower level optimal member ($x_l^{(c)}$) is copied (Refer Section V-A). Thereafter, a lower level optimization run is performed to optimize the problem using a quadratic programming approach with ($x_l^{(c)}$) as a starting point. If the optimization is unsuccessful, use an evolutionary optimization algorithm to solve the problem. The copied lower level member, ($x_l^{(c)}$) is used as a population member in the lower level evolutionary optimization run. Tag the offspring as 1 for which lower level optimization is performed.
- S. 7 Population Update: After finding the lower level variables for the offsprings, r members are chosen from the parent population. A pool of chosen r members and λ offsprings is formed. The best r members from the pool replace the chosen r members from the population. A termination check is performed. If the termination check is false, the algorithm moves to the next generation (Step 3).

A. Property of two close upper level members

For two close upper level members, it is often expected that the lower level optimal solutions will also lie close to each other. This scenario is explained in Figure 5, where $x_u^{(1)}$ and $x_u^{(2)}$ are close to each other, and therefore their corresponding

³Please note that a quadratic fit in d dimensions requires at least $\frac{(d+1)(d+2)}{2}$ points. However, to avoid overfitting we use at least $\frac{(d+1)(d+2)}{2} + d$ points.

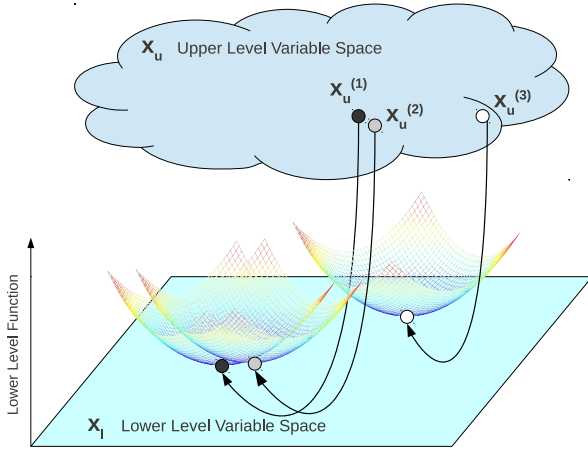


Fig. 5. Lower level optimal solutions for three different upper level members.

optimal lower level members are also close. On the other hand $x_u^{(3)}$ is far away from $x_u^{(1)}$ and $x_u^{(2)}$. Therefore, its optimal lower level member is not necessarily close to the other two lower level members. This property of the bilevel problems is utilized in the proposed algorithm. If a lower level optimization has been performed for one of the upper level members, then the corresponding lower level member is utilized while performing a lower level optimization task for another upper level member in the vicinity of the previous member.

B. Lower Level Optimization

At the lower level we first use a quadratic programming approach to find the optimum. If the procedure is unsuccessful we use a global optimization procedure using an evolutionary algorithm to find the optimum. The lower level optimization using evolutionary algorithm is able to handle complex optimization problems with multimodality. The fitness assignment at this level is performed based on lower level function value and constraints. The steps for the lower level optimization procedure are as follows:

1) Lower level quadratic programming:

- S. 1 Create $\frac{(dim(x_l)+1)(dim(x_l)+2)}{2} + dim(x_l)$ lower level points about $x_l^{(c)}$ using polynomial mutation.
- S. 2 Construct a quadratic approximation for lower level objective function about $x_l^{(c)}$ using the created points. Construct linear approximations for the lower level constraints.
- S. 3 Optimize the quadratic function with linear constraints using a sequentially quadratic programming approach.
- S. 4 Compute the value of the optimum using the quadratic approximated objective function and the true lower level objective function. If the absolute difference is less than δ_{min} and the point is feasible with respect to the constraints, accept the solution as lower level optimum, otherwise perform an evolutionary optimization search.

2) Lower level evolutionary optimization:

- S. 1 If lower level evolutionary optimization is executed directly without quadratic programming, then randomly initialize n lower level members. If quadratic programming is already executed but unsuccessful, then use the solution obtained using quadratic programming as one of the population members and randomly initialize other $n - 1$ lower level members. The upper level variables are kept fixed for all the population members.
- S. 2 Choose 2μ members randomly from the population, and perform a tournament selection to choose μ parents for crossover.
- S. 3 The best parent among μ parents is chosen as the index parent and λ number of offsprings are produced using the crossover and mutation operators.
- S. 4 A population update is performed by choosing r random members from the population. A pool is formed using r chosen members and λ offsprings, from which the best r members are used to replace the r chosen members from the population.
- S. 5 Next generation (Step 2) is executed if the termination criteria is not satisfied.

C. Constraint handling

As we know by now that a bilevel problem has two levels of optimization tasks. There may be constraints at both levels. We modify any given bilevel problem such that lower level constraints belong only to the lower level optimization task. However, at the upper level we include both upper and lower level constraints. This is done to ensure that a solution which is not feasible at the lower level cannot be feasible at the upper level, no matter whether the lower level optimization task is performed or not. While computing the overall constraint violation for a solution at the upper level, it is not taken into account whether the lower level variables are optimal or not. We use a separate tagging scheme in the algorithm to account for optimality or non-optimality of lower level variables.

The algorithm uses similar constraint handling scheme at both levels, where the overall constraint violation for any solution is the summation of the violations of all the equality and inequality constraints. A solution $x^{(i)}$ is said to 'constraint dominate' [13] a solution $x^{(j)}$ if any of the following conditions are true:

- 1) Solution $x^{(i)}$ is feasible and solution $x^{(j)}$ is not.
- 2) Solution $x^{(i)}$ and $x^{(j)}$ are both infeasible but solution $x^{(i)}$ has a smaller overall constraint violation.
- 3) Solution $x^{(i)}$ and $x^{(j)}$ are both feasible but the objective value of $x^{(i)}$ is less than that of $x^{(j)}$.

D. Crossover Operator

The crossover operator used in Step 2 is similar to the PCX operator proposed in [42]. The operator creates a new solution from 3 parents as follows:

$$c = x^{(p)} + \omega_\xi d + \omega_\eta \frac{p^{(2)} - p^{(1)}}{2} \quad (5)$$

The terms used in the above equation are defined as follows:

- $x^{(p)}$ is the *index* parent
- $d = x^{(p)} - g$, where g is the mean of μ parents
- $p^{(1)}$ and $p^{(2)}$ are the other two parents
- $\omega_\xi = 0.1$ and $\omega_\eta = \frac{\dim(x^{(p)})}{\|x^{(p)} - g\|_1}$ are the two parameters.

The two parameters ω_ξ and ω_η , describe the extent of variations along the respective directions. At the upper level, a crossover is performed only with the upper level variables and the lower level variables are determined from the quadratic function or by lower level optimization call. At the lower level, crossover is performed only with the lower level variables and the upper level variables are kept fixed as parameters.

E. Termination Criteria

The algorithm uses a variance based termination criteria at both levels. At the upper level, when the value of α_u described in the following equation becomes less than α_u^{stop} , the algorithm terminates.

$$\alpha_u = \sum_{i=1}^n \frac{\sigma^2(x_{uT}^i)}{\sigma^2(x_{u0}^i)}, \quad (6)$$

where n is the number of upper level variables in the bilevel optimization problem, $x_{uT}^i : i \in \{1, 2, \dots, n\}$ represents the upper level variables in generation number T , and $x_{u0}^i : i \in \{1, 2, \dots, n\}$ represents the upper level variables in the initial random population. The value of α_u^{stop} should be kept small to ensure a high accuracy. Note that α_u is always greater than 0 and should be less than 1 most of the times.

A similar termination scheme is used for the lower level evolutionary algorithm. The value for α_l is given by:

$$\alpha_l = \sum_{i=1}^m \frac{\sigma^2(x_{l_t}^i)}{\sigma^2(x_{l_0}^i)}, \quad (7)$$

where m is the number of variables at the lower level, $x_{l_t}^i : i \in \{1, 2, \dots, m\}$ represents the lower level variables in generation number t , and $x_{l_0}^i : i \in \{1, 2, \dots, m\}$ represents the lower level variables in the initial random population for a particular lower level optimization run. A high accuracy is desired particularly at the lower level, therefore the value for α_l should be kept low. Inaccurate lower level solutions may mislead the algorithm in case of a conflict between the two levels.

F. Parameters and Platform

The parameters in the algorithm are fixed as $\mu = 3$, $\lambda = 2$ and $r = 2$ at both levels. Crossover probability is fixed at 0.9 and the mutation probability is 0.1. The upper level population size N and the lower level population size n are fixed at 50 for all the problems. The values for α_u^{stop} and α_l^{stop} are fixed as $1e - 5$ at both upper and the lower levels.

The code for the algorithm is written in MATLAB, and all the computations have been performed on a machine with 64 bit UNIX kernel, 2.6GHz quad-core Intel Core i7 processor and 8GB of 1600MHz DDR3 RAM.

G. Example

To demonstrate the working of the algorithm we use a simple bilevel optimization problem introduced in Example 3. The steps of the BLEAQ procedure on this example are illustrated in Figure 6. The figure shows the steps S1 to S7 with the help of four part figures PF1, PF2, PF3 and PF4. The algorithm starts with a random population of five upper level members that are shown with white circles in PF1. The figure also shows the actual Ψ -mapping that is unknown at the start of the algorithm. For each member x_u , lower level optimization is executed to get the corresponding optimal x_l . This provides the (x_u, x_l) pair shown with gray circles. The members are tagged 1 if the lower level optimization is successful. This is followed by PF2 showing selection and evolution of the upper level members leading to $\lambda = 2$ offsprings from $\mu = 3$ parents. The offsprings are shown with white squares. Thereafter, PF3 shows the quadratic approximation of the Ψ -mapping. At this stage, the lower level optimal solutions corresponding to the offsprings are no longer generated from lower level optimization rather the approximate Ψ -mapping is used to obtain approximate lower level solutions. The (x_u, x_l) pairs for the offsprings are shown using gray squares. Since the offspring pairs are generated from a poor approximation, we tag the offspring members as 0. Next, in PF4 a population update is performed based on upper level fitness that leads to replacement of poor fitness members with better members. From this example, we observe that an approximate mapping helps in focusing the search in the better regions at the upper level by avoiding frequent lower level optimization runs. Tagging is important so that the algorithm does not loose all the tag 1 members. At any generation, the elite member is always the best tag 1 member, because the tag 0 members are known to be non-optimal at the lower level.

VI. SMD PROBLEMS

A set of test problems (SMD) for single objective bilevel optimization has recently been proposed in [40]. The proposed problems are scalable in terms of the number of decision variables. In this section, we discuss the construction of these test problems in brief and provide a description of the proposed SMD test problems. The construction of the test problem involves splitting the upper and lower level functions into three components. Each of the components is specialized for inducing a certain kind of difficulty into the bilevel test problem. The functions are chosen based on the difficulties required in terms of convergence at the two levels, and interaction between the two levels. A generic bilevel test problem is stated as follows:

$$\begin{aligned} F_0(x_u, x_l) &= F_0^1(x_{u1}) + F_0^2(x_{l1}) + F_0^3(x_{u2}, x_{l2}) \\ f_0(x_u, x_l) &= f_0^1(x_{u1}, x_{u2}) + f_0^2(x_{l1}) + f_0^3(x_{u2}, x_{l2}) \end{aligned} \quad (8)$$

where

$$x_u = (x_{u1}, x_{u2}) \quad \text{and} \quad x_l = (x_{l1}, x_{l2})$$

The above equations contain three terms at both levels. Table I provides a summary for the role played by each term in the equations. The upper level and lower level variables are broken into two smaller vectors (refer Panel A in Table I), such

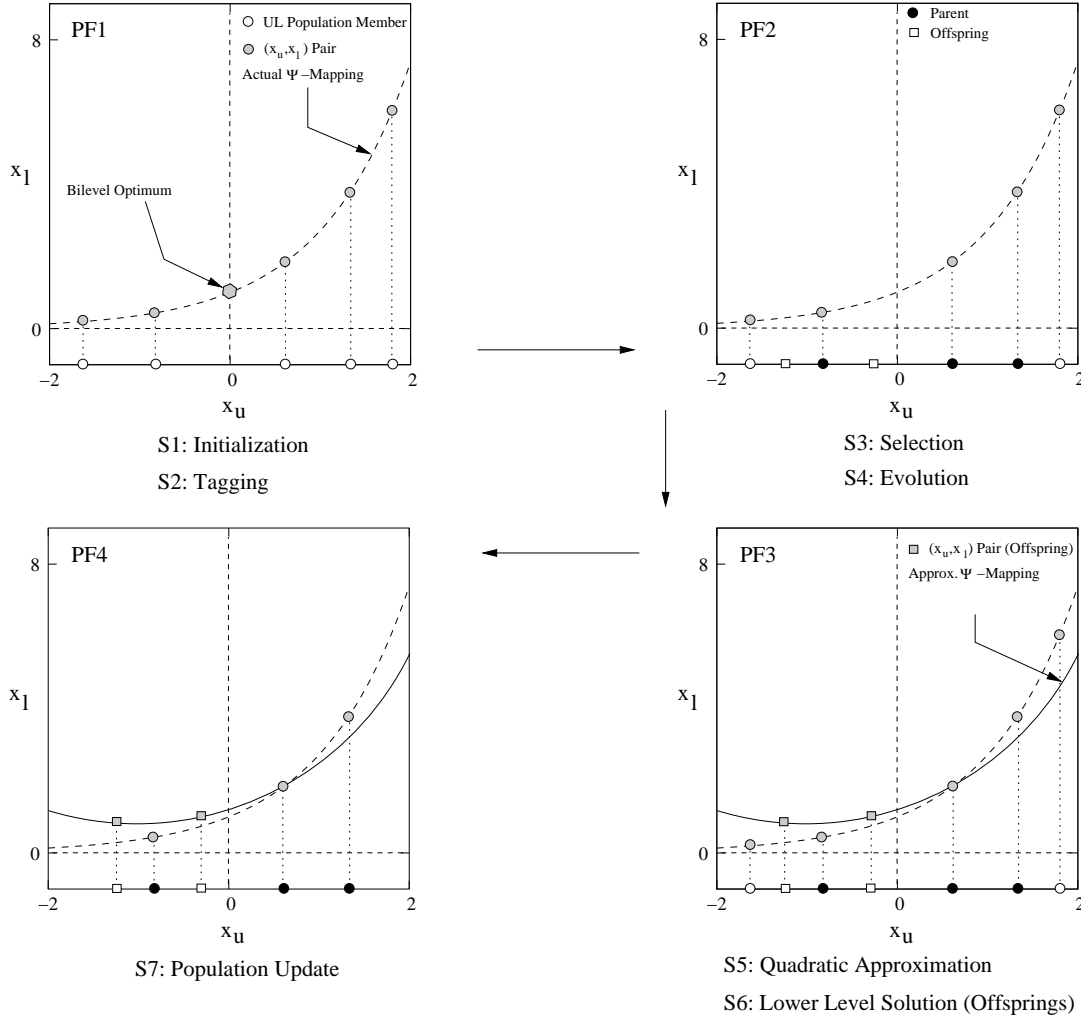


Fig. 6. Graphical illustration of the steps followed by BLEAQ on Example 3.

that, vectors x_{u1} and x_{l1} are used to induce complexities at the upper and lower levels independently, and vectors x_{u2} and x_{l2} are responsible to induce complexities because of interaction. The upper and lower level functions are decomposed such that each of the components is specialized for a certain purpose only (refer Panel B in Table I). The term $F_1(x_{u1})$, at the upper level, is responsible for inducing difficulty in convergence solely at the upper level, and the term $f_2(x_{l1})$, at the lower level, is responsible for inducing difficulty in convergence solely at the lower level. The term $F_2(x_{l1})$ decides if there is a conflict or a cooperation between the two levels. The terms $F_3(x_{l2}, x_{u2})$ and $f_3(x_{l2}, x_{u2})$ induce difficulties because of interaction at the two levels, though $F_3(x_{l2}, x_{u2})$ may also be used to induce a cooperation or a conflict. Finally, $f_1(x_{u1}, x_{u1})$ is a fixed term at the lower level which does not induce any difficulties, rather helps to create a functional dependence between lower level optimal solutions and the upper level variables.

A. SMD1

SMD1 is a test problem with cooperation between the two levels. The lower level optimization problem is a simple con-

vex optimization task. The upper level is convex with respect to upper level variables and optimal lower level variables.

$$\begin{aligned}
 F_0^1 &= \sum_{i=1}^p (x_{u1}^i)^2 \\
 F_0^2 &= \sum_{i=1}^q (x_{l1}^i)^2 \\
 F_0^3 &= \sum_{i=1}^r (x_{u2}^i)^2 + \sum_{i=1}^r (x_{u2}^i - \tan x_{l2}^i)^2 \\
 f_0^1 &= \sum_{i=1}^p (x_{u1}^i)^2 \\
 f_0^2 &= \sum_{i=1}^q (x_{l1}^i)^2 \\
 f_0^3 &= \sum_{i=1}^r (x_{u2}^i - \tan x_{l2}^i)^2
 \end{aligned} \tag{9}$$

The range of variables is as follows,

$$\begin{aligned}
 x_{u1}^i &\in [-5, 10], \quad \forall i \in \{1, 2, \dots, p\} \\
 x_{u2}^i &\in [-5, 10], \quad \forall i \in \{1, 2, \dots, r\} \\
 x_{l1}^i &\in [-5, 10], \quad \forall i \in \{1, 2, \dots, q\} \\
 x_{l2}^i &\in \left(-\frac{\pi}{2}, \frac{\pi}{2}\right), \quad \forall i \in \{1, 2, \dots, r\}
 \end{aligned} \tag{10}$$

Relationship between upper level variables and lower level optimal variables is given as follows,

$$\begin{aligned}
 x_{l1}^i &= 0, \quad \forall i \in \{1, 2, \dots, p\} \\
 x_{l2}^i &= \tan^{-1} x_{u2}^i, \quad \forall i \in \{1, 2, \dots, r\}
 \end{aligned} \tag{11}$$

The values of the variables at the optimum are $x_u = 0$ and x_l is obtained by the relationship given above. Both upper and lower

TABLE I
OVERVIEW OF TEST-PROBLEM FRAMEWORK COMPONENTS

Panel A: Decomposition of decision variables			
Upper-level variables		Lower-level variables	
Vector	Purpose	Vector	Purpose
x_{u1}	Complexity on upper-level	x_{l1}	Complexity on lower-level
x_{u2}	Interaction with lower-level	x_{l2}	Interaction with upper-level

Panel B: Decomposition of objective functions			
Upper-level objective function		Lower-level objective function	
Component	Purpose	Component	Purpose
$F_0^1(x_{u1})$	Difficulty in convergence	$f_0^1(x_{u1}, x_{u2})$	Functional dependence
$F_0^2(x_{l1})$	Conflict / co-operation	$f_0^2(x_{l1})$	Difficulty in convergence
$F_0^3(x_{u2}, x_{l2})$	Difficulty in interaction	$f_0^3(x_{u2}, x_{l2})$	Difficulty in interaction

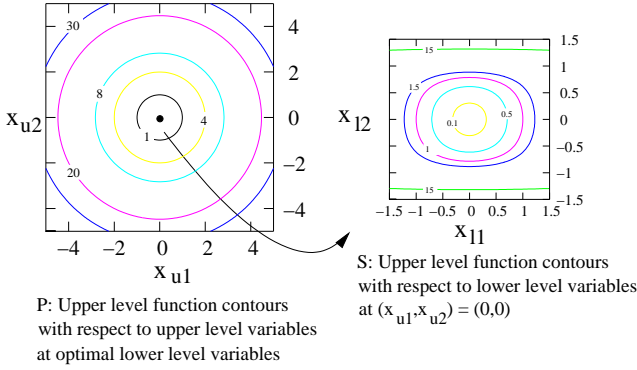


Fig. 7. Upper level function contours for a four variable SMD1 test problem.

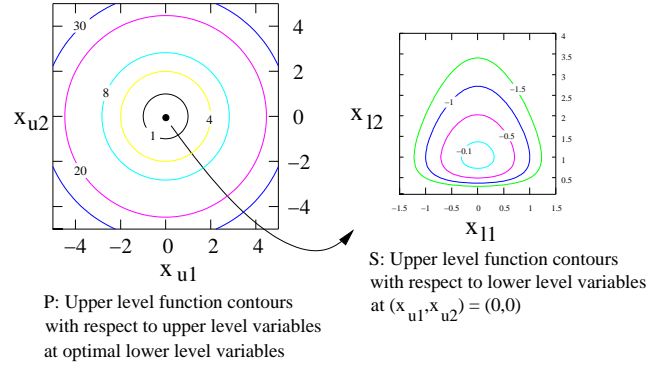


Fig. 8. Upper level function contours for a four variable SMD2 test problem.

level functions are equal to 0 at the optimum. Figure 7 shows the contours of the upper level function with respect to the upper and lower level variables for a four variable test problem with $\dim(x_{u1}) = \dim(x_{u2}) = \dim(x_{l1}) = \dim(x_{l2}) = 1$. Figure 7 shows the contours of the upper level function at each x_u in Sub-figure P assuming that the lower level variables are optimal. Sub-figure S shows the behavior of the upper level function with respect to x_l at optimal x_u .

B. SMD2

SMD2 is a test problem with a conflict between the upper level and lower level optimization tasks. The lower level optimization problem is a convex optimization task. An inaccurate lower level optimum may lead to upper level function value better than the true optimum for the bilevel problem. The upper level is convex with respect to upper level variables and optimal lower level variables.

$$\begin{aligned}
 F_0^1 &= \sum_{i=1}^p (x_{u1}^i)^2 \\
 F_0^2 &= -\sum_{i=1}^q (x_{l1}^i)^2 \\
 F_0^3 &= \sum_{i=1}^r (x_{u2}^i)^2 - \sum_{i=1}^r (x_{u2}^i - \log x_{l2}^i)^2 \\
 f_0^1 &= \sum_{i=1}^p (x_{u1}^i)^2 \\
 f_0^2 &= \sum_{i=1}^q (x_{l1}^i)^2 \\
 f_0^3 &= \sum_{i=1}^r (x_{u2}^i - \log x_{l2}^i)^2
 \end{aligned} \tag{12}$$

The range of variables is as follows,

$$\begin{aligned}
 x_{u1}^i &\in [-5, 10], \quad \forall i \in \{1, 2, \dots, p\} \\
 x_{u2}^i &\in [-5, 1], \quad \forall i \in \{1, 2, \dots, r\} \\
 x_{l1}^i &\in [-5, 10], \quad \forall i \in \{1, 2, \dots, q\} \\
 x_{l2}^i &\in (0, e], \quad \forall i \in \{1, 2, \dots, r\}
 \end{aligned} \tag{13}$$

Relationship between upper level variables and lower level optimal variables is given as follows,

$$\begin{aligned}
 x_{l1}^i &= 0, \quad \forall i \in \{1, 2, \dots, q\} \\
 x_{l2}^i &= \log^{-1} x_{u2}^i, \quad \forall i \in \{1, 2, \dots, r\}
 \end{aligned} \tag{14}$$

The values of the variables at the optimum are $x_u = 0$ and x_l is obtained by the relationship given above. Both upper and lower level functions are equal to 0 at the optimum. Figure 8 represents the same information as in Figure 7 for a four variable bilevel test problem.

C. SMD3

SMD3 is a test problem with a cooperation between the two levels. The difficulty introduced is in terms of multi-modality at the lower level which contains the Rastrigin's function. The upper level is convex with respect to upper level variables and optimal lower level variables.

$$\begin{aligned}
 F_0^1 &= \sum_{i=1}^p (x_{u1}^i)^2 \\
 F_0^2 &= \sum_{i=1}^q (x_{l1}^i)^2 \\
 F_0^3 &= \sum_{i=1}^r (x_{u2}^i)^2 + \sum_{i=1}^r ((x_{u2}^i)^2 - \tan x_{l2}^i)^2 \\
 f_0^1 &= \sum_{i=1}^p (x_{u1}^i)^2 \\
 f_0^2 &= q + \sum_{i=1}^q ((x_{l1}^i)^2 - \cos 2\pi x_{l1}^i) \\
 f_0^3 &= \sum_{i=1}^r ((x_{u2}^i)^2 - \tan x_{l2}^i)^2
 \end{aligned} \tag{15}$$

The range of variables is as follows,

$$\begin{aligned}
 x_{u1}^i &\in [-5, 10], \quad \forall i \in \{1, 2, \dots, p\} \\
 x_{u2}^i &\in [-5, 10], \quad \forall i \in \{1, 2, \dots, r\} \\
 x_{l1}^i &\in [-5, 10], \quad \forall i \in \{1, 2, \dots, q\} \\
 x_{l2}^i &\in (\frac{-\pi}{2}, \frac{\pi}{2}), \quad \forall i \in \{1, 2, \dots, r\}
 \end{aligned} \tag{16}$$

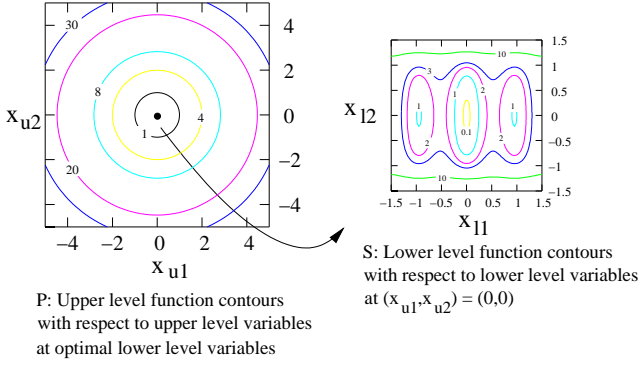


Fig. 9. Upper and lower level function contours for a four variable SMD3 test problem.

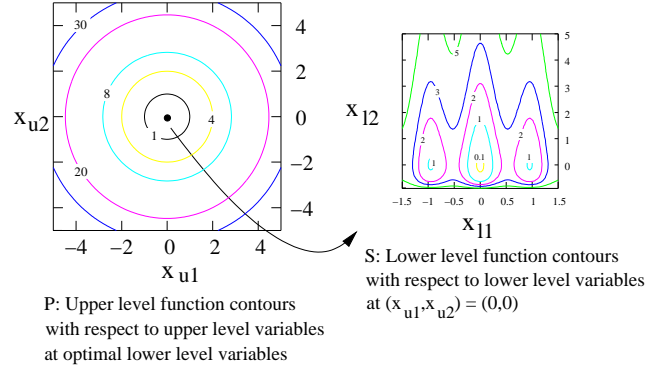


Fig. 10. Upper and lower level function contours for a four variable SMD4 test problem.

Relationship between upper level variables and lower level optimal variables is given as follows,

$$\begin{aligned} x_{l1}^i &= 0, \quad \forall i \in \{1, 2, \dots, q\} \\ x_{l2}^i &= \tan^{-1}(x_{u2}^i)^2, \quad \forall i \in \{1, 2, \dots, r\} \end{aligned} \quad (17)$$

The values of the variables at the optimum are $x_u = 0$ and x_l is obtained by the relationship given above. Both upper and lower level functions are equal to 0 at the optimum. Figure 9 shows the contours of the upper level function at each x_u in Sub-figure P assuming that the lower level variables are optimal. Sub-figure S shows the behavior of the lower level function at optimal x_u .

D. SMD4

SMD4 is a test problem with a conflict between the two levels. The difficulty is in terms of multi-modality at the lower level which contains the Rastrigin's function. The upper level is convex with respect to upper level variables and optimal lower level variables.

$$\begin{aligned} F_0^1 &= \sum_{i=1}^p (x_{u1}^i)^2 \\ F_0^2 &= -\sum_{i=1}^q (x_{l1}^i)^2 \\ F_0^3 &= \sum_{i=1}^r (x_{u2}^i)^2 - \sum_{i=1}^r (|x_{u2}^i| - \log(1 + x_{l2}^i))^2 \\ f_0^1 &= \sum_{i=1}^p (x_{u1}^i)^2 \\ f_0^2 &= q + \sum_{i=1}^q \left((x_{l1}^i)^2 - \cos 2\pi x_{l1}^i \right) \\ f_0^3 &= \sum_{i=1}^r (|x_{u2}^i| - \log(1 + x_{l2}^i))^2 \end{aligned} \quad (18)$$

The range of variables is as follows,

$$\begin{aligned} x_{u1}^i &\in [-5, 10], \quad \forall i \in \{1, 2, \dots, p\} \\ x_{u2}^i &\in [-1, 1], \quad \forall i \in \{1, 2, \dots, r\} \\ x_{l1}^i &\in [-5, 10], \quad \forall i \in \{1, 2, \dots, q\} \\ x_{l2}^i &\in [0, e], \quad \forall i \in \{1, 2, \dots, r\} \end{aligned} \quad (19)$$

Relationship between upper level variables and lower level optimal variables is given as follows,

$$\begin{aligned} x_{l1}^i &= 0, \quad \forall i \in \{1, 2, \dots, q\} \\ x_{l2}^i &= \log^{-1} |x_{u2}^i| - 1, \quad \forall i \in \{1, 2, \dots, r\} \end{aligned} \quad (20)$$

The values of the variables at the optimum are $x_u = 0$ and x_l is obtained by the relationship given above. Both upper and lower level functions are equal to 0 at the optimum. Figure 10 represents the same information as in Figure 9 for a four variable bilevel problem.

E. SMD5

SMD5 is a test problem with a conflict between the two levels. The difficulty introduced is in terms of multi-modality and convergence at the lower level. The lower level problem contains the banana function such that the global optimum lies in a long, narrow, flat parabolic valley. The upper level is convex with respect to upper level variables and optimal lower level variables.

$$\begin{aligned} F_0^1 &= \sum_{i=1}^p (x_{u1}^i)^2 \\ F_0^2 &= -\sum_{i=1}^q \left((x_{l1}^{i+1} - (x_{l1}^i)^2) + (x_{l1}^i - 1)^2 \right) \\ F_0^3 &= \sum_{i=1}^r (x_{u2}^i)^2 - \sum_{i=1}^r (|x_{u2}^i| - (x_{l2}^i)^2)^2 \\ f_0^1 &= \sum_{i=1}^p (x_{u1}^i)^2 \\ f_0^2 &= \sum_{i=1}^q \left((x_{l1}^{i+1} - (x_{l1}^i)^2) + (x_{l1}^i - 1)^2 \right) \\ f_0^3 &= \sum_{i=1}^r (|x_{u2}^i| - (x_{l2}^i)^2)^2 \end{aligned} \quad (21)$$

The range of variables is as follows,

$$\begin{aligned} x_{u1}^i &\in [-5, 10], \quad \forall i \in \{1, 2, \dots, p\} \\ x_{u2}^i &\in [-5, 10], \quad \forall i \in \{1, 2, \dots, r\} \\ x_{l1}^i &\in [-5, 10], \quad \forall i \in \{1, 2, \dots, q\} \\ x_{l2}^i &\in [-5, 10], \quad \forall i \in \{1, 2, \dots, r\} \end{aligned} \quad (22)$$

Relationship between upper level variables and lower level optimal variables is given as follows,

$$\begin{aligned} x_{l1}^i &= 1, \quad \forall i \in \{1, 2, \dots, q\} \\ x_{l2}^i &= \sqrt{|x_{u2}^i|}, \quad \forall i \in \{1, 2, \dots, r\} \end{aligned} \quad (23)$$

The values of the variables at the optimum are $x_u = 0$ and x_l is obtained by the relationship given above. Both upper and lower level functions are equal to 0 at the optimum.

F. SMD6

SMD6 is a test problem with a conflict between the two levels. The problem contains infinitely many global solutions at the lower level, for any given upper level vector. Out of the entire global solution set, there is only a single lower level

point which corresponds to the best upper level function value.

$$\begin{aligned}
F_0^1 &= \sum_{i=1}^p (x_{u1}^i)^2 \\
F_0^2 &= -\sum_{i=1}^q (x_{l1}^i)^2 + \sum_{i=q+1}^{q+s} (x_{l1}^i)^2 \\
F_0^3 &= \sum_{i=1}^r (x_{u2}^i)^2 - \sum_{i=1}^r (x_{l2}^i - x_{u2}^i)^2 \\
f_0^1 &= \sum_{i=1}^p (x_{u1}^i)^2 \\
f_0^2 &= \sum_{i=1}^q (x_{l1}^i)^2 + \sum_{i=q+1, i=i+2}^{q+s-1} (x_{l1}^{i+1} - x_{l1}^i)^2 \\
f_0^3 &= \sum_{i=1}^r (x_{u2}^i - x_{l2}^i)^2
\end{aligned} \tag{24}$$

The range of variables is as follows,

$$\begin{aligned}
x_{u1}^i &\in [-5, 10], \quad \forall i \in \{1, 2, \dots, p\} \\
x_{u2}^i &\in [-5, 10], \quad \forall i \in \{1, 2, \dots, r\} \\
x_{l1}^i &\in [-5, 10], \quad \forall i \in \{1, 2, \dots, q+s\} \\
x_{l2}^i &\in [-5, 10], \quad \forall i \in \{1, 2, \dots, r\}
\end{aligned} \tag{25}$$

Relationship between upper level variables and lower level optimal variables is given as follows,

$$\begin{aligned}
x_{l1}^i &= 0, \quad \forall i \in \{1, 2, \dots, q\} \\
x_{l2}^i &= x_{u2}^i, \quad \forall i \in \{1, 2, \dots, r\}
\end{aligned} \tag{26}$$

The values of the variables at the optimum are $x_u = 0$ and x_l is obtained by the relationship given above. Both upper and lower level functions are equal to 0 at the optimum.

VII. STANDARD TEST PROBLEMS

Tables II and III define a set of 10 standard test problems collected from the literature. The dimensions of the upper and lower level variables are given in the first column, and the problem formulation is defined in the second column. The third column provides the best known solution available in the literature for the chosen test problems.

VIII. RESULTS

In this section, we provide the results obtained on the SMD test problems and standard test problems using BLEAQ and other approaches. The section is divided into two parts. The first part contains the results obtained on the SMD test problems using BLEAQ and the nested procedure. It was difficult to identify an approach from the existing literature, which can efficiently handle the SMD test problems with 10 variables. Therefore, we have chosen the nested approach as the benchmark for this study. The second part contains the results obtained on 10 standard constrained test problems, which have been studied by others in the past. We compare our method against the approaches proposed by Wang et al. (2005,2011) [50], [51]. Both approaches are able to handle all the standard test problems successfully.

A. Results for SMD test problems

We report the results obtained by the nested procedure and the BLEAQ approach in this sub-section on 10-dimensional unconstrained SMD test problems. For test problems SMD1 to SMD5 we choose $p = 3$, $q = 3$ and $r = 2$, and for SMD6 we choose $p = 3$, $q = 1$, $r = 2$ and $s = 2$. Tables IV and V provide the results obtained using the nested approach [40] on these test problems. The nested approach uses an evolutionary algorithm at both levels, where for every upper level member a lower level optimization problem is solved. It successfully

handles all the test problems. However, as can be observed from Table IV, the number of function evaluations required are very high at the lower level. We use the nested approach as a benchmark to assess the savings obtained from the BLEAQ approach.

Tables VI and VII provide the results obtained using the BLEAQ approach. The 4th and 5th columns in Table VI give the median function evaluations required at the upper and lower levels respectively. The numbers in the brackets represent a ratio of the function evaluations required using nested approach against the function evaluations required using BLEAQ. The nested approach requires 2 to 5 times more function evaluations at the upper level, and more than 10 times function evaluations at the lower level as compared to BLEAQ. Similar results are provided in terms of mean in the 6th and 7th columns of the same table. Both approaches are able to successfully handle all the test problems. However, BLEAQ dominates the nested approach by a significant margin, particularly in terms of the function evaluations at the lower level.

B. Convergence Study

In this sub-section, we examine the convergence of the algorithm towards the bilevel optimal solution. As test cases we use the first two SMD test problems with 10-dimensions. The results are presented in Figures 11 and 12 from a sample run. The figures show the progress of the elite member at each of the generations. The upper plot shows the convergence towards the upper level optimal function value, and the lower plot shows the convergence towards the lower level optimal function value. The algorithm preserves the elite member at the upper level, so we observe a continuous improvement in the upper plot. However, in a bilevel problem an improvement in the elite at the upper level does not guarantee a continuous improvement in the lower level function value. Therefore, we observe that the lower level convergence plot is not a continuously reducing plot rather contains small humps. Figures 13 and 14 provide the mean convergence for SMD1 and SMD2 from 31 runs of the algorithm. The upper curve represents the mean of the upper level function values for the elite members, and the lower curve represents the mean of the lower level function values for the elite members obtained from multiple runs of the algorithm. The bars show the minimum and maximum function values for the elite members at each generation. We observe that for all the runs the algorithm converges to the optimum function values at both levels.

Next, we evaluate the algorithm's performance in approximating the actual Ψ mapping. For this we choose the problem SMD1, which has the following Ψ mapping.

$$\begin{aligned}
x_{l1}^i &= 0, \quad \forall i \in \{1, 2, \dots, p\} \\
x_{l2}^i &= \tan^{-1} x_{u2}^i, \quad \forall i \in \{1, 2, \dots, r\}
\end{aligned} \tag{27}$$

We set $p = 3$, $q = 3$ and $r = 2$ to get a 10-dimensional SMD1 test problem. The Ψ mapping for SMD1 test problem is variable separable. Therefore, in order to show the convergence of the approximation on a 2-d plot, we choose the variable x_{l2}^1 , and show its approximation with respect to x_{u2}^1 . The

TABLE II
DESCRIPTION OF THE SELECTED STANDARD TEST PROBLEMS (TP1-TP5).

Problem	Formulation	Best Known Sol.
TP1	<p>Minimize $F_0(x_u, x_l) = (x_u^1 - 30)^2 + (x_u^2 - 20)^2 - 20x_l^1 + 20x_l^2$, (x_u, x_l) s.t.</p>	
$n = 2 \quad m = 2$	$x_l \in \underset{(x_l)}{\operatorname{argmin}} \left\{ \begin{array}{l} f_0(x_u, x_l) = (x_u^1 - x_l^1)^2 + (x_u^2 - x_l^2)^2 \\ 0 \leq x_l^i \leq 10, \quad i = 1, 2 \end{array} \right\},$ $x_u^1 + 2x_u^2 \geq 30, x_u^1 + x_u^2 \leq 25, x_u^2 \leq 15$	$F_0 = 225.0$ $f_0 = 100.0$
TP2	<p>Minimize $F_0(x_u, x_l) = 2x_u^1 + 2x_u^2 - 3x_l^1 - 3x_l^2 - 60$, (x_u, x_l) s.t.</p>	
$n = 2 \quad m = 2$	$x_l \in \underset{(x_l)}{\operatorname{argmin}} \left\{ \begin{array}{l} f_0(x_u, x_l) = (x_l^1 - x_u^1 + 20)^2 + (x_l^2 - x_u^2 + 20)^2 \\ x_u^1 - 2x_l^1 \geq 10, x_u^2 - 2x_l^2 \geq 10 \\ -10 \geq x_l^i \geq 20, \quad i = 1, 2 \end{array} \right\},$ $x_u^1 + x_u^2 + x_l^1 - 2x_l^2 \leq 40,$ $0 \leq x_u^i \leq 50, \quad i = 1, 2.$	$F_0 = 0.0$ $f_0 = 100.0$
TP3	<p>Minimize $F_0(x_u, x_l) = -(x_u^1)^2 - 3(x_u^2)^2 - 4x_l^1 + (x_l^2)^2$, (x_u, x_l) s.t.</p>	
$n = 2 \quad m = 2$	$x_l \in \underset{(x_l)}{\operatorname{argmin}} \left\{ \begin{array}{l} f_0(x_u, x_l) = 2(x_u^1)^2 + (x_l^1)^2 - 5x_l^2 \\ (x_u^1)^2 - 2x_u^1 + (x_u^2)^2 - 2x_l^1 + x_l^2 \geq -3 \\ x_u^2 + 3x_l^1 - 4x_l^2 \geq 4 \\ 0 \leq x_l^i, \quad i = 1, 2 \end{array} \right\},$ $(x_u^1)^2 + 2x_u^2 \leq 4,$ $0 \leq x_u^i, \quad i = 1, 2$	$F_0 = -18.6787$ $f_0 = -1.0156$
TP4	<p>Minimize $F_0(x_u, x_l) = -8x_u^1 - 4x_u^2 + 4x_l^1 - 40x_l^2 - 4x_l^3$, (x_u, x_l) s.t.</p>	
$n = 2 \quad m = 3$	$x_l \in \underset{(x_l)}{\operatorname{argmin}} \left\{ \begin{array}{l} f_0(x_u, x_l) = x_u^1 + 2x_u^2 + x_l^1 + x_l^2 + 2x_l^3 \\ x_l^2 + x_l^3 - x_l^1 \leq 1 \\ 2x_u^1 - x_l^1 + 2x_l^2 - 0.5x_l^3 \leq 1 \\ 2x_u^2 + 2x_l^1 - x_l^2 - 0.5x_l^3 \leq 1 \\ 0 \leq x_l^i, \quad i = 1, 2, 3 \end{array} \right\},$ $0 \leq x_u^i, \quad i = 1, 2$	$F_0 = -29.2$ $f_0 = 3.2$
TP5	<p>Minimize $F_0(x_u, x_l) = rt(x_u)x_u - 3x_l^1 - 4x_l^2 + 0.5t(x_l)x_l$, (x_u, x_l) s.t.</p>	
$n = 2 \quad m = 2$	$x_l \in \underset{(x_l)}{\operatorname{argmin}} \left\{ \begin{array}{l} f_0(x_u, x_l) = 0.5t(x_l)hx_l - t(b(x_u))x_l \\ -0.333x_l^1 + x_l^2 - 2 \leq 0 \\ x_l^1 - 0.333x_l^2 - 2 \leq 0 \\ 0 \leq x_l^i, \quad i = 1, 2 \end{array} \right\},$ <p>where</p> $h = \begin{pmatrix} 1 & 3 \\ 3 & 10 \end{pmatrix}, b(x) = \begin{pmatrix} -1 & 2 \\ 3 & -3 \end{pmatrix} x, r = 0.1$ <p>$t(\cdot)$ denotes transpose of a vector</p>	$F_0 = -3.6$ $f_0 = -2.0$

true relationship between the variables is shown in Figure 15, along with the quadratic approximations generated at various generations. It can be observed that the approximations in the vicinity of the true bilevel optimum improve with increasing number of generations.

C. Results for constrained test problems

In this sub-section, we report the results for 10 standard constrained test problems chosen from the literature. We compare our results against the approaches proposed in [50],

[51]. The reason for the choice of the two approaches as benchmarks is that both approaches were successful in solving all the chosen constrained test problems. The results obtained using BLEAQ, WJL [50] approach, WLD [51] approach and nested approach have been furnished in Tables VIII, IX and X.

Table VIII shows the minimum, median, mean and maximum function evaluations required to solve the chosen problems using the BLEAQ approach. Table IX provides the accuracy obtained at both levels, in terms of absolute difference from the best known solution to a particular test problem. The

TABLE III
DESCRIPTION OF THE SELECTED STANDARD TEST PROBLEMS (TP6-TP10).

Problem	Formulation	Best Known Sol.
TP6	<p>Minimize $F_0(x_u, x_l) = (x_u^1 - 1)^2 + 2x_l^1 - 2x_u^1$, (x_u, x_l) s.t.</p> $x_l \in \underset{(x_l)}{\operatorname{argmin}} \left\{ \begin{array}{l} f_0(x_u, x_l) = (2x_l^1 - 4)^2 + \\ (2x_l^2 - 1)^2 + x_u^1 x_l^1 \\ 4x_u^1 + 5x_l^1 + 4x_l^2 \leq 12 \\ 4x_l^2 - 4x_u^1 - 5x_l^1 \leq -4 \\ 4x_u^1 - 4x_l^1 + 5x_l^2 \leq 4 \\ 4x_l^1 - 4x_u^1 + 5x_l^2 \leq 4 \\ 0 \leq x_l^i, \quad i = 1, 2 \end{array} \right\},$ <p>$0 \leq x_u^1$</p>	$F_0 = -1.2091$ $f_0 = 7.6145$
TP7	<p>Minimize $F_0(x_u, x_l) = -\frac{(x_u^1 + x_l^1)(x_u^2 + x_l^2)}{1 + x_u^1 x_l^1 + x_u^2 x_l^2}$, (x_u, x_l) s.t.</p> $x_l \in \underset{(x_l)}{\operatorname{argmin}} \left\{ \begin{array}{l} f_0(x_u, x_l) = \frac{(x_u^1 + x_l^1)(x_u^2 + x_l^2)}{1 + x_u^1 x_l^1 + x_u^2 x_l^2} \\ 0 \leq x_l^i \leq x_u^i, \quad i = 1, 2 \end{array} \right\},$ <p>$(x_u^1)^2 + (x_u^2)^2 \leq 100$ $x_u^1 - x_u^2 \leq 0$ $0 \leq x_u^i, \quad i = 1, 2$</p>	$F_0 = -1.96$ $f_0 = 1.96$
TP8	<p>Minimize $F_0(x_u, x_l) = 2x_u^1 + 2x_u^2 - 3x_l^1 - 3x_l^2 - 60$, (x_u, x_l) s.t.</p> $x_l \in \underset{(x_l)}{\operatorname{argmin}} \left\{ \begin{array}{l} f_0(x_u, x_l) = (x_l^1 - x_u^1 + 20)^2 + \\ (x_l^2 - x_u^2 + 20)^2 \\ 2x_l^1 - x_u^1 + 10 \leq 0 \\ 2x_l^2 - x_u^2 + 10 \leq 0 \\ -10 \leq x_l^i \leq 20, \quad i = 1, 2 \end{array} \right\},$ <p>$x_u^1 + x_u^2 + x_l^1 - 2x_l^2 \leq 40$ $0 \leq x_u^i \leq 50, \quad i = 1, 2$</p>	$F_0 = 0.0$ $f_0 = 100.0$
TP9	<p>Minimize $F_0(x_u, x_l) = \sum_{i=1}^{10} (x_u^i - 1 + x_l^i)$, (x_u, x_l) s.t.</p> $x_l \in \underset{(x_l)}{\operatorname{argmin}} \left\{ \begin{array}{l} f_0(x_u, x_l) = e^{\left(1 + \frac{1}{4000} \sum_{i=1}^{10} (x_l^i)^2 - \prod_{i=1}^{10} \cos\left(\frac{x_l^i}{\sqrt{i}}\right)\right) \sum_{i=1}^{10} (x_u^i)^2} \\ -\pi \leq x_l^i \leq \pi, \quad i = 1, 2, \dots, 10 \end{array} \right\},$	$F_0 = 0.0$ $f_0 = 1.0$
TP10	<p>Minimize $F_0(x_u, x_l) = \sum_{i=1}^{10} (x_u^i - 1 + x_l^i)$, (x_u, x_l) s.t.</p> $x_l \in \underset{(x_l)}{\operatorname{argmin}} \left\{ \begin{array}{l} f_0(x_u, x_l) = e^{\left(1 + \frac{1}{4000} \sum_{i=1}^{10} (x_l^i x_u^i)^2 - \prod_{i=1}^{10} \cos\left(\frac{x_l^i x_u^i}{\sqrt{i}}\right)\right)} \\ -\pi \leq x_l^i \leq \pi, \quad i = 1, 2, \dots, 10 \end{array} \right\},$	$F_0 = 0.0$ $f_0 = 1.0$

table also reports the median and mean of the lower level calls, and the median and mean of lower level function evaluations required per lower level call from 31 runs of the algorithm on each test problem. Finally, Table X compares the mean function evaluations at the upper and lower levels required by BLEAQ against that required by WJL, WLD and nested approach. In both papers [50], [51], authors have reported the function evaluations as sum of function evaluations for the two levels. The reported performance metric in the papers is the average function evaluations from multiple runs of their algorithm. We have computed a similar metric for BLEAQ,

and the results are reported in the table. It can be observed that both WJL and WLD require close to an order of magnitude times more function evaluations for most of the test problems. This clearly demonstrates the efficiency gain obtained using the BLEAQ approach. It also suggests that the mathematical insights used along with the evolutionary principles in the BLEAQ approach are helpful in converging quickly towards the bilevel optimal solution.

TABLE IV
FUNCTION EVALUATIONS (FE) FOR THE UPPER LEVEL (UL) AND THE LOWER LEVEL (LL) FROM 31 RUNS OF NESTED APPROACH.

Pr. No.	Best		Median		Mean		Worst	
	Total LL FE	Total UL FE	Total LL FE	Total UL FE	Total LL FE	Total UL FE	Total LL FE	Total UL FE
SMD1	807538	1180	1693710	2497	1782864.94	2670.87	2436525	3356
SMD2	940746	1369	1524671	2309	1535369.41	2500.74	2548509	3972
SMD3	862708	1113	1443053	2101	1405744.86	2218.22	1883302	3143
SMD4	528564	727	1051430	1614	985106.94	1627.05	1567362	2009
SMD5	1216411	1540	1825140	2992	1937586.63	3100.91	3107135	4177
SMD6	1209859	1618	2398020	2993	2497097.41	3012.01	3202710	4861

TABLE V
ACCURACY FOR THE UPPER AND LOWER LEVELS, AND THE LOWER LEVEL CALLS FROM 31 RUNS OF NESTED APPROACH.

Pr. No.	Median	Median	Median	Mean	Mean	Mean	Med LL Evals Med LL Calls	Mean LL Evals Mean LL Calls
	UL Accuracy	LL Accuracy	LL Calls	UL Accuracy	LL Accuracy	LL Calls		
SMD1	0.005365	0.001616	2497	0.005893	0.001467	2670.87	678.33	667.52
SMD2	0.001471	0.000501	2309	0.001582	0.000539	2500.74	660.24	613.97
SMD3	0.008485	0.002454	2101	0.009660	0.002258	2218.22	686.87	633.73
SMD4	0.008140	0.002866	1614	0.008047	0.002530	1627.05	651.54	605.46
SMD5	0.001285	0.003146	2992	0.001311	0.002904	3100.91	610.07	624.84
SMD6	0.009403	0.007082	2993	0.009424	0.008189	3012.01	801.17	829.05

TABLE VI
FUNCTION EVALUATIONS (FE) FOR THE UPPER LEVEL (UL) AND THE LOWER LEVEL (LL) FROM 31 RUNS WITH BLEAQ.

Pr. No.	Best Func. Evals.		Median Func. Evals.		Mean Func. Evals.		Worst Func. Evals.	
	LL	UL	LL (Savings)	UL (Savings)	LL (Savings)	UL (Savings)	LL	UL
SDM1	89966	589	110366 (15.35)	780 (3.20)	117282.14 (15.20)	782.55 (3.41)	192835	1636
SDM2	67589	364	92548 (16.47)	615 (3.76)	98392.73 (15.60)	629.05 (3.98)	141868	1521
SDM3	107516	590	128493 (11.23)	937 (2.24)	146189.13 (9.62)	906.99 (2.45)	145910	1132
SDM4	58604	391	74274 (14.16)	735 (2.20)	73973.84 (13.32)	743.58 (2.19)	101832	1139
SDM5	96993	311	127961 (14.26)	633 (4.73)	132795.14 (14.59)	626.44 (4.95)	206718	1316
SDM6	90574	640	125833 (19.06)	970 (3.09)	123941.14 (20.15)	892.92 (3.37)	196966	1340

IX. CONCLUSIONS

In this paper, we have proposed an efficient bilevel evolutionary algorithm (BLEAQ) which works by approximating the optimal solution mapping between the lower level optimal solutions and the upper level variables. The algorithm not only converges towards the optimal solution of the bilevel optimization problem, but also provides the optimal solution mapping at the optimum. This provides valuable information on how the lower level optimal solution changes based on changes in the upper level variable vector in the vicinity of the bilevel optimum.

The BLEAQ approach has been tested on two sets of test problems. The first set of test problems are recently proposed SMD test problems which are scalable in terms of number of variables. The performance has been evaluated on 10-dimensional instances of these test problems. The second set of test problems are 10 standard test problems chosen from the literature. These problems are constrained and have relatively smaller number of variables. The results obtained using the BLEAQ approach has been compared against the WJL approach, the WLD approach and the nested approach.

For both sets, BLEAQ offers significant improvement in the number of function evaluations at both levels.

X. ACKNOWLEDGMENTS

Ankur Sinha and Pekka Malo would like to acknowledge the support provided by Liikesivistysrahasto and Helsinki School of Economics foundation. Authors of the paper would like to acknowledge the conversations with Prof. Yu-Ping Wang.

REFERENCES

- [1] E. Aiyoshi and K. Shimizu. Hierarchical decentralized systems and its new solution by a barrier method. *IEEE Transactions on Systems, Man, and Cybernetics*, 11:444–449, 1981.
- [2] E. Aiyoshi and K. Shimizu. A solution method for the static constrained stackelberg problem via penalty method. *IEEE Transactions on Automatic Control*, AC-29(12):1112–1114, 1984.
- [3] M. A. Amouzegar. A global optimization method for nonlinear bilevel programming problems. *IEEE Transactions on Systems, Man, and Cybernetics, Part B*, 29(6):771–777, 1999.
- [4] J. Angelo, E. Krempser, and H. Barbosa. Differential evolution for bilevel programming. In *Proceedings of the 2013 Congress on Evolutionary Computation (CEC-2013)*. IEEE Press, 2013.
- [5] J. F. Bard. Coordination of multi-divisional firm through two levels of management. *Omega*, 11(5):457–465, 1983.

TABLE VII
ACCURACY FOR THE UPPER AND LOWER LEVELS, AND THE LOWER LEVEL CALLS FROM 31 RUNS WITH BLEAQ.

Pr. No.	Median	Median	Median	Mean	Mean	Mean	Med LL Evals Med LL Calls	Mean LL Evals Mean LL Calls
	UL Accuracy	LL Accuracy	LL Calls	UL Accuracy	LL Accuracy	LL Calls		
SDM1	0.006664	0.003347	507	0.006754	0.003392	467.84	217.71	250.69
SDM2	0.003283	0.002971	503	0.003416	0.002953	504.15	184.05	195.16
SDM3	0.009165	0.004432	601	0.008469	0.003904	585.60	213.71	249.64
SDM4	0.007345	0.002796	538	0.006817	0.002499	543.27	138.07	136.16
SDM5	0.004033	0.003608	527	0.004257	0.004074	525.08	242.76	252.90
SDM6	0.000012	0.000008	505	0.000012	0.000008	546.34	249.17	226.86

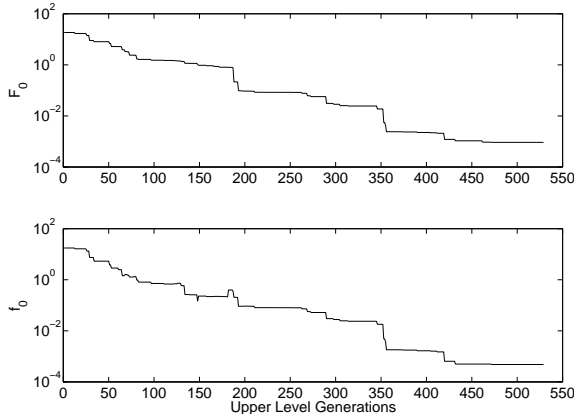


Fig. 11. Convergence plot for the upper and lower level function values for the elite member obtained from a sample run of BLEAQ on SMD1 problem.

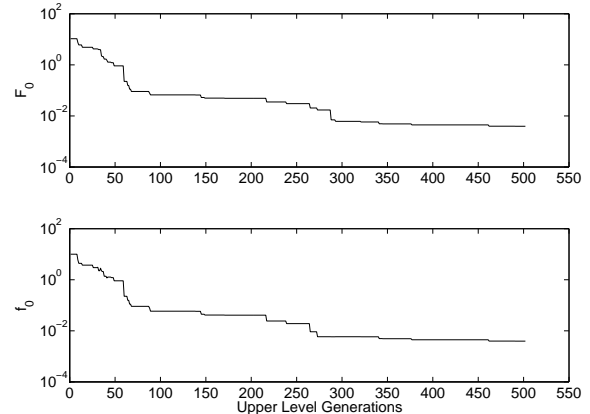


Fig. 12. Convergence plot for the upper and lower level function values for the elite member obtained from a sample run of BLEAQ on SMD2 problem.

TABLE VIII
FUNCTION EVALUATIONS (FE) FOR THE UPPER LEVEL (UL) AND THE LOWER LEVEL (LL) FROM 31 RUNS WITH BLEAQ.

Pr. No.	Best Func. Evals.		Median Func. Evals.		Mean Func. Evals.		Worst Func. Evals.	
	LL	UL	LL	UL	LL	UL	LL	UL
TP1	14115	718	15041	780	14115.37	695.09	24658	1348
TP2	12524	1430	14520	1434	13456.42	1314.57	16298	2586
TP3	4240	330	4480	362	3983.47	392.24	6720	518
TP4	14580	234	15300	276	15006.41	278.72	15480	344
TP5	10150	482	15700	1302	14097.59	1305.41	15936	1564
TP6	14667	230	17529	284	16961.32	256.74	21875	356
TP7	234622	3224	267784	4040	268812.56	4158.62	296011	5042
TP8	10796	1288	12300	1446	10435.71	1629.77	18086	2080
TP9	85656	496	96618	660	92843.85	672.84	107926	746
TP10	87722	530	101610	618	99754.59	602.65	114729	692

- [6] J. F. Bard. *Practical Bilevel Optimization: Algorithms and Applications*. Kluwer Academic Publishers, 1998.
- [7] J.F. Bard. *Practical Bilevel Optimization: Algorithms and Applications*. The Netherlands: Kluwer, 1998.
- [8] J.F. Bard and J. Falk. An explicit solution to the multi-level programming problem. *Computers and Operations Research*, 9:77–100, 1982.
- [9] L. Bianco, M. Caramia, and S. Giordani. A bilevel flow model for hazmat transportation network design. *Transportation Research Part C: Emerging technologies*, 17(2):175–196, 2009.
- [10] Luce Brotcorne, Martine Labbe, Patrice Marcotte, and Gilles Savard. A bilevel model for toll optimization on a multicommodity transportation network. *Transportation Science*, 35(4):345–358, 2001.
- [11] B. Colson, P. Marcotte, and G. Savard. An overview of bilevel optimization. *Annals of Operational Research*, 153:235–256, 2007.
- [12] Isabelle Constantin and Michael Florian. Optimizing frequencies in a transit network: a nonlinear bi-level programming approach. *International Transactions in Operational Research*, 2(2):149 – 164, 1995.
- [13] K. Deb. An efficient constraint handling method for genetic algorithms. *Computer Methods in Applied Mechanics and Engineering*, 186(2–4):311–338, 2000.
- [14] K. Deb and A. Sinha. An efficient and accurate solution methodology for bilevel multi-objective programming problems using a hybrid evolutionary-local-search algorithm. *Evolutionary Computation Journal*, 18(3):403–449, 2010.
- [15] S. Dempe. Annotated bibliography on bilevel programming and mathematical programs with equilibrium constraints. *Optimization*, 52(3):339–359, 2003.
- [16] S. Dempe, J. Dutta, and S. Lohse. Optimality conditions for bilevel programming problems. *Optimization*, 55(56):505–524, 2006.
- [17] S. Dempe and S. Vogel. The subdifferential of the optimal solution in parametric optimization. Technical report, Fakultät für Mathematik und Informatik, TU Bergakademie, 1997.

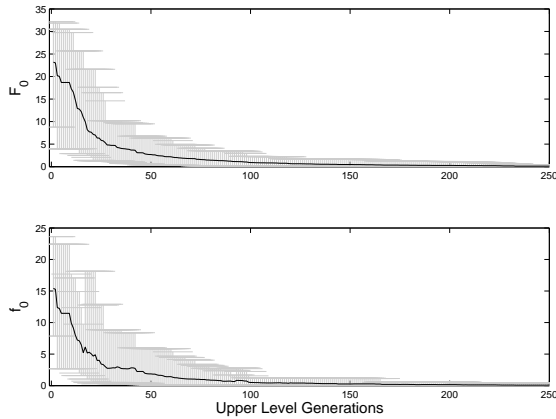


Fig. 13. Convergence plot for mean upper level function value and mean lower level function value for elite members obtained from 31 runs of BLEAQ on SMD1 problem.

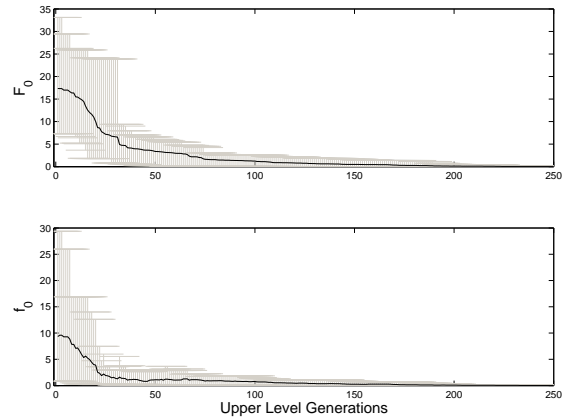


Fig. 14. Convergence plot for mean upper level function value and mean lower level function value for elite members obtained from 31 runs of BLEAQ on SMD2 problem.

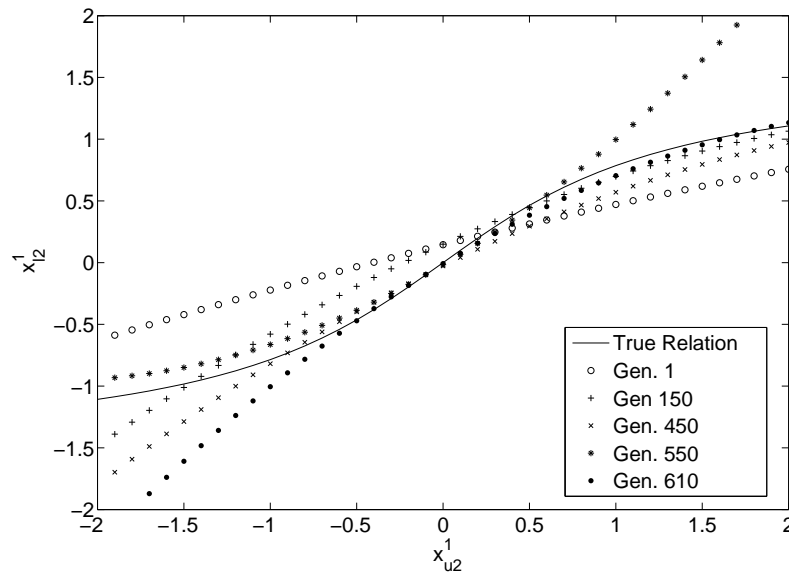


Fig. 15. Quadratic relationship convergence.

TABLE IX
ACCURACY FOR THE UPPER AND LOWER LEVELS, AND THE LOWER LEVEL CALLS FROM 31 RUNS WITH BLEAQ.

Pr.	Median	Median	Median	Mean	Mean	Mean	Med LL Evals Med LL Calls	Mean LL Evals Mean LL Calls
	UL Accuracy	LL Accuracy	LL Calls	UL Accuracy	LL Accuracy	LL Calls		
TP1	0.000000	0.000000	206	0.000000	0.000000	187.43	73.01	75.31
TP2	0.012657	0.000126	235	0.013338	0.000129	239.12	61.79	56.27
TP3	0.000000	0.000000	112	0.000000	0.000000	93.47	40.00	42.62
TP4	0.040089	0.007759	255	0.037125	0.007688	234.57	60.00	63.97
TP5	0.008053	0.040063	203	0.008281	0.038688	205.81	77.34	68.50
TP6	0.000099	0.000332	233	0.000097	0.000305	214.71	75.23	79.00
TP7	0.093192	0.093192	3862	0.089055	0.095018	3891.08	69.34	69.08
TP8	0.001819	0.000064	200	0.001968	0.000066	188.40	61.50	55.39
TP9	0.000012	0.000000	623	0.000012	0.000000	598.44	155.09	155.14
TP10	0.000103	0.000000	565	0.000083	0.000000	572.35	179.84	174.29

TABLE X
COMPARISON OF BLEAQ AGAINST THE RESULTS ACHIEVED BY WJL, WLD AND NESTED APPROACH.

Pr. No.	Mean LL Func. Evals.			
	BLEAQ	WJL (BLEAQ Savings)	WLD (BLEAQ Savings)	Nested (BLEAQ Savings)
TP1	14810	85499 (5.77)	86067 (5.81)	161204 (10.88)
TP2	14771	256227 (17.35)	171346 (11.60)	242624 (16.43)
TP3	4376	92526 (21.15)	95851 (21.91)	120728 (27.59)
TP4	15285	291817 (19.09)	211937 (13.87)	272843 (17.85)
TP5	15403	77302 (5.02)	69471 (4.51)	148148 (9.62)
TP6	17218	163701 (9.51)	65942 (3.83)	181271 (10.53)
TP7	272971	1074742 (3.94)	944105 (3.46)	864474 (3.17)
TP8	12065	213522 (17.70)	182121 (15.09)	318575 (26.40)
TP9	93517	--	352883 (3.77)	665244 (7.11)
TP10	100357	--	463752 (4.62)	599434 (5.97)

- [18] Stephan Dempe. *Foundations of Bilevel Programming*. Kluwer Academic Publishers, Secaucus, NJ, USA, 2002.
- [19] Stephan Dempe. Bilevel programming: Implicit function approach. In Christodoulos A. Floudas and Panos M. Pardalos, editors, *Encyclopedia of Optimization*, pages 260–266. Springer, 2009.
- [20] A.L. Dontchev and R.T. Rockafellar. *Implicit Functions and Solution Mappings: A View from Variational Analysis*. Springer, 1st edition, June 2009.
- [21] D. Fudenberg and J. Tirole. *Game theory*. MIT Press, 1993.
- [22] W. Halter and S. Mostaghim. Bilevel optimization of multi-component chemical systems using particle swarm optimization. In *Proceedings of World Congress on Computational Intelligence (WCCI-2006)*, pages 1240–1247, 2006.
- [23] P. Hansen, B. Jaumard, and G. Savard. New branch-and-bound rules for linear bilevel programming. *SIAM Journal on Scientific and Statistical Computing*, 13(5):1194–1217, 1992.
- [24] J. Herskovits, A. Leontiev, G. Dias, and G. Santos. Contact shape optimization: A bilevel programming approach. *Struct Multidisc Optimization*, 20:214–221, 2000.
- [25] C. Kirjner-Neto, E. Polak, and A. Der Kiureghian. An outer approximations approach to reliability-based optimal design of structures. *Journal of Optimization Theory and Applications*, 98(1):1–16, 1998.
- [26] Francois Legillon, Arnaud Liefoghe, and El-Ghazali Talbi. Cobra: A cooperative coevolutionary algorithm for bi-level optimization. In *2012 IEEE Congress on Evolutionary Computation (CEC-2012)*. IEEE Press, 2012.
- [27] Hecheng Li and Yuping Wang. A genetic algorithm for solving a special class of nonlinear bilevel programming problems. In Yong Shi, Geert Dick Albada, Jack Dongarra, and Peter M.A. Sloot, editors, *Proceedings of the 7th international conference on Computational Science, Part IV: ICCS 2007*, volume 4490 of *Lecture Notes in Computer Science*, pages 1159–1162. Springer Berlin Heidelberg, 2007.
- [28] Hecheng Li and Yuping Wang. A hybrid genetic algorithm for solving nonlinear bilevel programming problems based on the simplex method. *International Conference on Natural Computation*, 4:91–95, 2007.
- [29] Hecheng Li and Yuping Wang. An evolutionary algorithm with local search for convex quadratic bilevel programming problems. *Applied Mathematics and Information Sciences*, 5(2):139–146, 2011.
- [30] Xiangyong Li, Peng Tian, and Xiaoping Min. A hierarchical particle swarm optimization for solving bilevel programming problems. In Leszek Rutkowski, Ryszard Tadeusiewicz, Lotfi A. Zadeh, and Jacek M. urada, editors, *Artificial Intelligence and Soft Computing – ICAISC 2006*, volume 4029 of *Lecture Notes in Computer Science*, pages 1169–1178. Springer Berlin Heidelberg, 2006.
- [31] B. D. Liu. Stackelberg-nash equilibrium for multi-level programming with multiple followers using genetic algorithms. *Computers and Mathematics with Applications*, 36(7):79–89, 1998.
- [32] R. Mathieu, L. Pittard, and G. Anandalingam. Genetic algorithm based approach to bi-level linear programming. *Operations Research*, 28(1):1–21, 1994.
- [33] Athanasios Migdalas. Bilevel programming in traffic planning: Models, methods and challenge. *Journal of Global Optimization*, 7(4):381–405, 1995.
- [34] V. Oduguwa and R. Roy. Bi-level optimization using genetic algorithm. In *Proceedings of the 2002 IEEE International Conference on Artificial Intelligence Systems (ICAIS02)*, pages 322–327, 2002.
- [35] J. V. Outrata. On the numerical solution of a class of stackelberg problems. *Zeitschrift Fur Operation Research*, AC-34(1):255278, 1990.
- [36] S. Ruuska and K. Miettinen. Constructing evolutionary algorithms for bilevel multiobjective optimization. In *2012 IEEE Congress on Evolutionary Computation (CEC-2012)*, 2012.
- [37] X. Shi. and H. S. Xia. Model and interactive algorithm of bi-level multi-objective decision-making with multiple interconnected decision makers. *Journal of Multi-Criteria Decision Analysis*, 10(1):27–34, 2001.
- [38] K. Shimizu and E. Aiyoshi. A new computational method for stackelberg and min-max problems by use of a penalty method. *IEEE Transactions on Automatic Control*, AC-26(2):460–466, 1981.
- [39] A. Sinha and K. Deb. Towards understanding evolutionary bilevel multi-objective optimization algorithm. In *IFAC Workshop on Control Applications of Optimization (IFAC-2009)*, volume 7. Elsevier, 2009.
- [40] A. Sinha, P. Malo, and K. Deb. Unconstrained scalable test problems for single-objective bilevel optimization. In *2012 IEEE Congress on Evolutionary Computation (CEC-2012)*. IEEE Press, 2012.
- [41] A. Sinha, P. Malo, A. Frantsev, and K. Deb. Multi-objective stackelberg game between a regulating authority and a mining company: A case study in environmental economics. In *2013 IEEE Congress on Evolutionary Computation (CEC-2013)*. IEEE Press, 2013.
- [42] A. Sinha, A. Srinivasan, and K. Deb. A population-based, parent centric procedure for constrained real-parameter optimization. In *2006 IEEE Congress on Evolutionary Computation (CEC-2006)*, pages 239–245. IEEE Press, 2006.
- [43] Ankur Sinha, Pekka Malo, Anton Frantsev, and Kalyanmoy Deb. Finding optimal strategies in a multi-period multi-leader-follower stackelberg game using an evolutionary algorithm. *Computers & Operations Research*, 2013.
- [44] W.R. Smith and R.W. Missen. *Chemical Reaction Equilibrium Analysis: Theory and Algorithms*. John Wiley & Sons, New York, 1982.
- [45] Huijun Sun, Ziyong Gao, and Jianjun Wu. A bi-level programming model and solution algorithm for the location of logistics distribution centers. *Applied Mathematical Modelling*, 32(4):610 – 616, 2008.
- [46] L. N. Vicente and P. H. Calamai. Bilevel and multilevel programming: A bibliography review. *Journal of Global Optimization*, 5(3):291–306, 2004.
- [47] L. N. Vicente, G. Savard, and J. J. Judice. Descent approaches for quadratic bilevel programming. *Journal of Optimization Theory and Applications*, 81(1):379–399, 1994.
- [48] F. J. Wang and J. Periaux. Multi-point optimization using gas and Nash/Stackelberg games for high lift multi-airfoil design in aerodynamics. In *Proceedings of the 2001 Congress on Evolutionary Computation (CEC-2001)*, pages 552–559, 2001.
- [49] G. Wang, Z. Wan, X. Wang, and Y. Lv. Genetic algorithm based on simplex method for solving linear-quadratic bilevel programming problem. *Comput Math Appl*, 56(10):2550–2555, 2008.
- [50] Y. Wang, Y. C. Jiao, and H. Li. An evolutionary algorithm for solving nonlinear bilevel programming based on a new constraint-handling scheme. *IEEE Transaction on Systems, Man and Cybernetics Part C: Applications and Reviews*, 32(2):221–232, 2005.
- [51] Yuping Wang, Hong Li, and Chuangyin Dang. A new evolutionary algorithm for a class of nonlinear bilevel programming problems and its global convergence. *INFORMS Journal on Computing*, 23(4):618–629, 2011.
- [52] Y. Yin. Genetic algorithm based approach for bilevel programming models. *Journal of Transportation Engineering*, 126(2):115–120, 2000.
- [53] T. Zhang, T. Hu, Y. Zheng, and X. Guo. An improved particle swarm optimization for solving bilevel multiobjective programming problem. *Journal of Applied Mathematics*, 2012.