

# Metal-insulator transition in three-dimensional semiconductors

K. Ziegler

(Dated: July 5, 2018)

We use a random gap model to describe a metal-insulator transition in three-dimensional semiconductors due to doping and find a conventional phase transition, where the effective scattering rate is the order parameter. Spontaneous symmetry breaking results in metallic behavior, whereas the insulating regime is characterized by the absence of spontaneous symmetry breaking. The transition is continuous for the average conductivity with critical exponent equal to 1. Away from the critical point the exponent is roughly 0.6, which may explain experimental observations of a crossover of the exponent from 1 to 0.5 by going away from the critical point.

PACS numbers: 72.20.-i, 73.40.Qv, 72.20.-i

## I. INTRODUCTION

Undoped semiconductors have a small gap between the valence and the conduction band, typically of the order of 0.2...1.2 eV [1]. This gap is strongly affected by doping. In particular, sufficiently strong doping closes the gap such that a metallic phase appears. A classical example for this type of metal-insulator transition is doped silicon, where typical dopants are phosphorus (Si:P) or boron (Si:B) [2–6]. Disorder plays a crucial role in these materials due to the inhomogeneous distribution of the dopants. This suggested that Anderson localization must play a crucial role in these systems, where the quantum states would undergo a transition from extended to localized states for increasing disorder. This transition should be reflected in the transport properties, where extended states lead to a metal and localized states to an insulator at vanishing temperatures.

Measurements of the conductivity  $\sigma(N)$  as a function of doping concentration  $N$  in Si:P at low temperatures has indeed revealed a critical behavior. Above a critical concentration  $N_c$  a power law was found

$$\sigma(N) \sim \sigma_0(N/N_c - 1)^\mu \quad (N \geq N_c)$$

and a vanishing conductivity for  $N < N_c$ . The exponent  $\mu$  was determined as  $\mu \approx 0.5$  for some experiments [2–5], whereas a crossover from  $\mu \approx 0.5$  at some distance from the critical point to  $\mu \approx 1$  in a vicinity very close to  $N_c$  was observed in other experiments [5, 6].

Although the picture of an Anderson transition is quite appealing, an alternative description can be provided by a random gap model. The idea is that the dopants create energy levels inside the semiconductor gap. These levels are associated with states that can overlap with the states in the semiconductor bands and eventually fill the semiconductor gap by forming extended states. The effect can be described by a random distribution of local gaps. Then the locally filled gaps can be distributed over the entire system and form eventually, after sufficient doping, a conducting “network”. This is associated with a second-order phase transition which will be described in this articles. The transition is distinguished from the Anderson transition by the fact that the metallic phase appears at strong disorder (i.e. high dopant concentration) and the insulating phase at weak disorder. This does not rule out an Anderson transition if we increase the disorder inside the metallic regime. However, in realistic systems it is more likely to see the transition caused by the random gap than the more sophisticated Anderson transition.

## II. MODEL AND SYMMETRIES

We consider a two-band model with a symmetric Hamiltonian. This can be expressed in terms of Pauli matrices  $\sigma_j$  ( $j = 0, \dots, 3$ ). A simple case is

$$H = h_1\sigma_1 + h_3\sigma_3 \tag{1}$$

with symmetric matrices  $h_1, h_3$  in three-dimensional (real) space. To be more specific, we can choose the Fourier components  $h_1 = k/\sqrt{2m}$  with  $k \equiv \sqrt{k_1^2 + k_2^2 + k_3^2}$ . For a uniform gap  $h_3 = \Delta$  we obtain

the dispersion  $E_{\mathbf{k}} = \pm\sqrt{k^2/2m + \Delta^2}$ . For small wavevector  $k$  we can approximate the spectrum as  $E_{\mathbf{k}} \sim \pm[\Delta + k^2/2m\Delta + o(k^4)]$ , where the gap  $\Delta$  renormalizes the quasiparticle mass  $m$ . Subsequently we will consider a random gap  $h_3$  to describe the effect of an inhomogeneous distribution of dopants.

The one-particle Hamiltonian  $H$  is invariant under an Abelian chiral transformation:

$$e^{\alpha\sigma_2} H e^{\alpha\sigma_2} = H . \quad (2)$$

In order to reveal the relevant symmetry for transport in this system, we construct the two-body Hamiltonian

$$\hat{H} = \begin{pmatrix} H & 0 \\ 0 & H \end{pmatrix},$$

where the upper block  $H$  acts on bosons, the lower block  $H$  on fermions. The reason for introducing this two-body Hamiltonian is that we can transform the distribution of the random Hamiltonian  $H$  into a distribution of the Green's function  $\hat{G}(z) = (\hat{H} - z)^{-1}$  [7, 8], which is often called a supersymmetric representation of the Green's function [9].

Next we introduce the transformation matrix

$$\hat{U} = \begin{pmatrix} 0 & \varphi\sigma_2 \\ \varphi'\sigma_2 & 0 \end{pmatrix} \quad (3)$$

and obtain the anti-commutator relation

$$[\hat{H}, \hat{U}]_+ = 0 . \quad (4)$$

This implies the non-Abelian chiral symmetry

$$e^{\hat{U}} \hat{H} e^{\hat{U}} = \hat{H} , \quad (5)$$

which is an extension of the Abelian symmetry (2). The Green's function  $\hat{G}(z)$  does not obey this symmetry for  $z \neq 0$ . Therefore,  $z$  plays here the role of a symmetry-breaking field. An interesting limit is  $z \rightarrow 0$ , which we will study in the next section.

Now we consider the case of a random gap with mean  $\langle h_{3,\mathbf{r}} \rangle = \Delta$  and variance  $\langle h_{3,\mathbf{r}} h_{3,\mathbf{r}'} \rangle - \Delta^2 = g\delta_{\mathbf{r},\mathbf{r}'}$  and its effect on the average conductivity at frequency  $\omega$ . The conductivity is obtained from the Kubo formula as [8, 10]

$$\sigma_{kk} = -\frac{e^2}{2h} \omega^2 \lim_{\epsilon \rightarrow 0} Re \left\{ \sum_{\mathbf{r}} r_k^2 T r_2 \left[ \langle G_{0\mathbf{r}}(\omega/2 + i\epsilon) G_{\mathbf{r}0}(-\omega/2 - i\epsilon) \rangle \right] \right\}, \quad G(z) = (H - z)^{-1} . \quad (6)$$

In particular, we are interested in the DC limit  $\omega \rightarrow 0$ . This limit restores the chiral symmetry of  $\hat{H}$  in (5) for the Green's functions. However, the symmetry can be spontaneously broken now. Since it is a continuous symmetry, this creates a massless mode, which represents fluctuations on arbitrarily large length scales.

Here it should be noticed that  $\sigma_2(H+z)^{-1}\sigma_2 = -(H-z)^{-1}$ . This has the consequence that the product in (6) reads  $G_{0\mathbf{r}}(z)G_{\mathbf{r}0}(-z) = (H-z)_{0\mathbf{r}}^{-1}(H+z)_{\mathbf{r}0}^{-1} = -(H-z)_{0\mathbf{r}}^{-1}\sigma_2(H-z)_{\mathbf{r}0}^{-1}\sigma_2$  such that elements of  $\hat{G}(\omega/2 + i\epsilon)$  are sufficient to express the conductivity.

### III. SELF-CONSISTENT APPROXIMATION

The self-consistent Born approximation of the average one-particle Green's function reads

$$\langle G(z) \rangle \approx G_0(z + i\eta), \quad G_0(z) = (\langle H \rangle - z)^{-1}, \quad (7)$$

where the self-energy  $\eta$  is a scattering rate, which is determined by the self-consistent equation  $i\eta = G_{0,0}(z + i\eta)$  [11]. This reads in our case

$$i\eta = \gamma(z + i\eta) \left[ \lambda - \frac{\alpha}{2} \log \left( \frac{\alpha + \lambda}{\alpha - \lambda} \right) \right] \quad (\gamma = g/2\pi^2, \quad \alpha = \sqrt{(z + i\eta)^2 - \Delta^2/4})$$

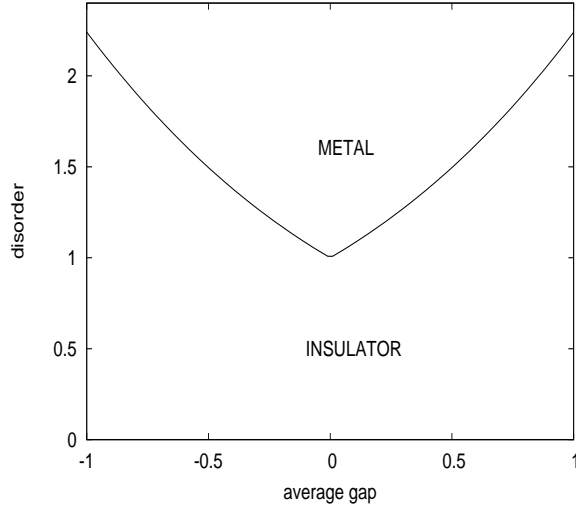


FIG. 1: Phase diagram of the metal-insulator transition of the three-dimensional random gap model from Eq. (9), where disorder is the parameter  $\gamma$  and the average gap is  $\Delta$ .

and for  $z = 0$  this simplifies to  $\eta = \eta I$  with

$$I = \gamma [\lambda - \beta \arctan(\lambda/\beta)], \quad \beta = \sqrt{\eta^2 + \Delta^2/4}.$$

In this case there are two solutions of the self-consistent equation, namely  $\eta = 0$  and  $\eta \neq 0$  with

$$\gamma = \frac{1}{\lambda - \beta \arctan(\lambda/\beta)}. \quad (8)$$

A nonzero  $\eta$  reflects spontaneous symmetry breaking with respect to (5). Such a solution exists for (8) only at sufficiently large  $\gamma$ . Moreover,  $\eta$  vanishes continuously as we reduce  $\gamma$ . Then there is a phase boundary which separates the symmetric and the symmetry-broken regime:

$$\gamma(\Delta) = \frac{2}{2\lambda - \Delta \arctan(2\lambda/\Delta)} \quad (9)$$

which is plotted in Fig. 1. The average density of states then reads

$$\begin{aligned} \rho(E) &= \frac{1}{2\pi} \lim_{\epsilon \rightarrow 0} \text{Im} \{ \text{Tr}_2 [\langle G_{\mathbf{r}\mathbf{r}}(E + i\epsilon) \rangle] \} \approx \frac{1}{2\pi} \lim_{\epsilon \rightarrow 0} \text{Im} \{ \text{Tr}_2 G_{0,0}(E + i\epsilon + i\eta) \} \\ &= \frac{1}{\pi} \text{Im} \left\{ (E + i\eta) \left[ \lambda - \frac{\alpha}{2} \log \left( \frac{\alpha + \lambda}{\alpha - \lambda} \right) \right] \right\}, \quad \alpha = \sqrt{(E + i\eta)^2 - \Delta^2/4}. \end{aligned} \quad (10)$$

As a qualitative picture the average density of states is plotted for a fixed  $\eta$  in Fig. 2.

#### IV. SCALING RELATION OF THE AVERAGE TWO-PARTICLE GREEN'S FUNCTION

A common approximation for the conductivity in (6) is the factorization of the averaged product of Green's functions as [10]

$$\sum_{\mathbf{r}} r_k^2 \text{Tr}_2 [\langle G_{0\mathbf{r}}(y) G_{\mathbf{r}0}(-y) \rangle] \approx \sum_{\mathbf{r}} r_k^2 \text{Tr}_2 [\langle G_{0\mathbf{r}}(y) \rangle \langle G_{\mathbf{r}0}(-y) \rangle] \quad (y = \omega/2 + i\epsilon), \quad (11)$$

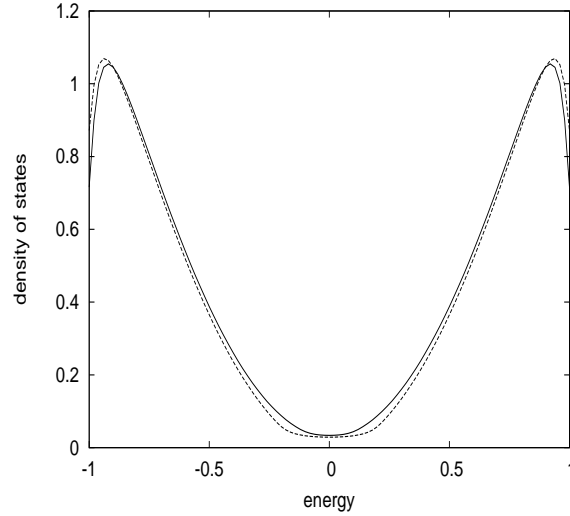


FIG. 2: Average density of states of the three-dimensional random gap model for fixed  $\eta = 0.04$  and average gap  $\Delta = 0.4$  (full curve) and  $\Delta = 0.8$  (dashed curve).

which can be combined with the self-consistent Born approximation in Eq. (7) to obtain

$$\sum_{\mathbf{r}} r_k^2 T r_2 [\langle G_{0\mathbf{r}}(y) \rangle \langle G_{\mathbf{r}0}(-y) \rangle] \approx \sum_{\mathbf{r}} r_k^2 T r_2 [G_{0,\mathbf{r}}(y + i\eta) G_{0,-\mathbf{r}}(-y - i\eta)] . \quad (12)$$

For the expression (6) this approximation leads to the Boltzmann (or Drude) conductivity, which reads in our specific case

$$\sigma_{kk} \approx \frac{e^2 \omega^2}{2h \pi^2} \int_0^\lambda \frac{\Delta^2/4 - z^2}{(\Delta^2/4 - z^2 + k^2)^3} k^2 dk \quad (z = \omega/2 + i\eta) . \quad (13)$$

Thus the conductivity vanishes in the DC limit  $\omega \rightarrow 0$  for  $\eta \geq 0$ . The reason is that the self-consistent Born approximation creates the Green's function  $G_{0,\mathbf{r}}(y + i\eta)$ , which decays exponentially on the scale  $1/\eta$ . Consequently, the sum over the real space on the right-hand side of Eq. (12) is finite.

A more careful inspection indicates that the averaged product of Green's function on the left-hand side of Eq. (11) decays according to a power law as a consequence of the massless fluctuations around the spontaneous symmetry breaking solution  $\eta \neq 0$  [7]. We can perform the integration with respect to these fluctuations and obtain the relation [8]

$$\sum_{\mathbf{r}} r_k^2 T r_2 [\langle G_{0\mathbf{r}}(y) G_{\mathbf{r}0}(-y) \rangle] = f(\eta/y) \sum_{\mathbf{r}} r_k^2 T r_2 [G_{0,\mathbf{r}}(y + i\eta) G_{0,-\mathbf{r}}(-y - i\eta)] , \quad (14)$$

where the coefficient depends on the ratio of the order parameter of spontaneous symmetry breaking  $\eta$  and the symmetry-breaking field  $y$ :

$$f(\eta/y) = (1 + i\eta/y)^2 . \quad (15)$$

This coefficient represents correlations of the Green's function fluctuations, which are negligible only for  $f(\eta/y) \approx 1$ . In the absence of symmetry breaking is  $\eta = 0$  and  $f(0) = 1$ . This justifies the approximation by Eq. (12) in the insulating regime. Moreover,  $f(\eta/y)$  diverges in the presence of spontaneous symmetry breaking for a vanishing symmetry-breaking field  $y$ . In particular, it is finite for  $\omega > 0$  which reflects the fact that fluctuations are cut-off on length scales  $L_\omega \sim v_F/\omega$  ( $v_F$  is the Fermi velocity).

With the scaling relation (14) the conductivity in Eq. (6) becomes in the DC limit  $\omega \rightarrow 0$

$$\sigma_{kk} = \frac{e^2}{4\pi h} \frac{\eta^2}{\sqrt{\Delta^2/4 + \eta^2}} . \quad (16)$$

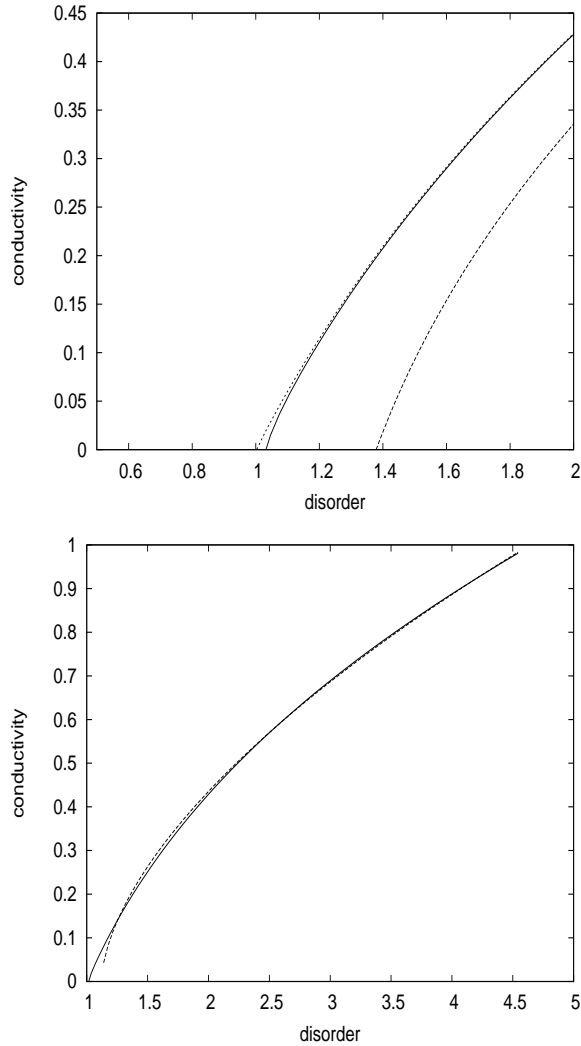


FIG. 3: Conductivity as a function of disorder for an average gap  $\Delta = 0.004$  (dotted curve),  $\Delta = 0.04$  (full curve) and  $\Delta = 0.4$  (dashed curve). There is a metal-insulator transition at  $\gamma \approx 1$ , at  $\gamma \approx 1.03$  and at  $\gamma \approx 1.37$ , respectively. The second plot demonstrates the fit (dashed curve) of the conductivity (full curve) away from the critical point  $\gamma_c$  for  $\Delta = 0.01$  by  $0.47(\gamma - \gamma_c)^{0.6}$ .

The solution  $\eta$  of the self-consistent Eq. (8) is inserted into  $\sigma_{kk}$  and the conductivity is plotted as a function of disorder strength  $\gamma$  in Fig. 3. The conductivity vanishes linearly with decreasing disorder strength (i.e. with decreasing doping concentration).

## V. DISCUSSION AND CONCLUSIONS

Our result for the DC conductivity in Eq. (16), together with the solution of the order parameter  $\eta$  in Eq. (8), provides a simple description of a metal-insulator transition in doped three-dimensional semiconductors. The metal-insulator transition is characterized by the scattering rate  $\eta$  that vanishes in the insulating regime. Such a behavior is not an Anderson transition, since the latter would have a scattering rate  $\eta \neq 0$  on both sides of the transition [12]. Even more important is the change of the coefficient  $f(\eta/y)$ : It is always 1 in the insulating regime and infinite in the metallic regime. This quantity describes the correlations of the Green's function fluctuations in the relation (14).

There is a linear behavior near the metal-insulator transition and a crossover to a non-critical power law, as depicted in Fig. 3. For the linear part the slope of the conductivity is quite robust with respect to the average gap  $\Delta$  (cf. first plot in Fig. 3). Away from the transition point a negative curvature appears though, which can be fitted by a power law with exponent  $\mu \approx 0.6$  (cf. second plot in Fig. 3). The change of exponents can be related to the discussion in Refs. [6, 13] about a crossover of exponents in Si:P from  $\mu \approx 1$  very close to the critical point  $N_c$  to  $\mu \approx 0.5$  further away from  $N_c$ . Rosenbaum et al. have found that the conductivity close to the critical point varies from sample to sample [5]. This indicates strong conductivity fluctuations, which may also exist in our random gap model, as indicated by the strong fluctuations of the Green's functions due to the large values of  $f(\eta/y)$ .

The conductivity always increases with  $\eta$ . This may be an artifact of our approximation because we have neglected (massive) symmetry-breaking modes in the derivation of the scaling relation Eq. (14). Symmetry-breaking modes can become unstable for sufficiently strong disorder  $\gamma > \gamma_i > \gamma_c$ . These unstable modes terminate the validity of our approach, as we have seen for two-dimensional Dirac fermions with random gap [7]. Such an instability might be linked to Anderson localization. If this is true, it would be of interest to increase disorder in the metallic phase of doped semiconductors to observe a genuine Anderson transition. Another interesting aspect in these materials is the insulating phase, where magnetic correlations play a crucial role [14, 15]. This would require an extension of the random gap model by including spin degrees of freedom.

- 
- [1] N.W. Ashcroft and N.D. Mermin, *Solid State Physics* (Saunders College 1976)
  - [2] T.F. Rosenbaum, K. Andres, G.A. Thomas and R.N. Bhatt, Phys. Rev. Lett. **45**, 1723 (1980).
  - [3] T.F. Rosenbaum, R.F. Milligan, M.A. Paalanen, G.A. Thomas, R.N. Bhatt and W. Lin, Phys. Rev. B **27**, 7509 (1983).
  - [4] A. Roy and M.P. Sarachik, Phys. Rev. B **37**, 5531 (1988).
  - [5] T.F. Rosenbaum, G.A. Thomas and M.A. Paalanen, 1994 Phys. Rev. Lett. **72**, 2121 (1994).
  - [6] H. v. Löhneysen, Phil. Trans. R. Soc. Lond. A **356**, 139 (1998).
  - [7] K. Ziegler, Phys. Rev. B **55**, 10661 (1997); Phys. Rev. Lett. **80**, 3113 (1998).
  - [8] K. Ziegler, Phys. Rev. Lett. **102**, 126802 (2009); Phys. Rev. B **79**, 195424 (2009).
  - [9] K. Efetov, *Supersymmetry in Disorder and Chaos* (Cambridge University Press 1997).
  - [10] B.L. Altshuler and B.D. Simons, in *Mesoscopic quantum physics*, eds. E. Akkermans et al. (North-Holland 1995).
  - [11] A. Altland, and B.D. Simons, *Condensed Matter Field Theory* (Cambridge University Press 2010).
  - [12] L. Schäfer and F. Wegner, Z. Phys. B **38**, 113 (1980).
  - [13] H. Stupp, M. Hornung, M. Lakner, O. Madel, and H. v. Löhneysen, Phys. Rev. Lett. **71**, 2634 (1993).
  - [14] R.N. Bhatt and P.A. Lee, Phys. Rev. Lett. **48**, 344 (1982).
  - [15] S. Kettemann, E. R. Mucciolo, and I. Varga, Phys. Rev. Lett. **103**, 126401, (2009).