

# Relative proton and $\gamma$ widths of astrophysically important states in $^{30}\text{S}$ studied in the $\beta$ -decay of $^{31}\text{Ar}$ .

G. T. Koldste,<sup>1</sup> B. Blank,<sup>2</sup> M. J. G. Borge,<sup>3</sup> J. A. Briz,<sup>3</sup> M. Carmona-Gallardo,<sup>3</sup> L. M. Fraile,<sup>4</sup> H. O. U. Fynbo,<sup>1</sup> J. Giovinazzo,<sup>2</sup> J. G. Johansen,<sup>1</sup> A. Jokinen,<sup>5</sup> B. Jonson,<sup>6</sup> T. Kurturkian-Nieto,<sup>2</sup> J. H. Kusk,<sup>1</sup> T. Nilsson,<sup>6</sup> A. Perea,<sup>3</sup> V. Pesudo,<sup>3</sup> E. Picado,<sup>4</sup> K. Riisager,<sup>1</sup> A. Saastamoinen,<sup>5,\*</sup> O. Tengblad,<sup>3</sup> J.-C. Thomas,<sup>7</sup> and J. Van de Walle<sup>8</sup>

<sup>1</sup>*Department of Physics and Astronomy, Aarhus University, DK-8000 Aarhus C, Denmark*

<sup>2</sup>*Centre d'Études Nucléaire de Bordeaux-Gradignan,*

*CNRS/IN2P3 – Université Bordeaux I, F-33175 Gradignan Cedex, France*

<sup>3</sup>*Instituto de Estructura de la Materia, CSIC, E-28006 Madrid, Spain*

<sup>4</sup>*Grupo de Física Nuclear, Universidad Complutense, E-28040 Madrid, Spain*

<sup>5</sup>*Department of Physics, University of Jyväskylä, FIN-40351 Jyväskylä, Finland*

<sup>6</sup>*Fundamental Fysik, Chalmers Tekniska Högskola, S-41296 Göteborg, Sweden*

<sup>7</sup>*GANIL, CEA/DSM-CNRS/IN2P3, F-14076 Caen Cedex 5, France*

<sup>8</sup>*CERN, CH-1211 Geneva 23, Switzerland*

(Dated: October 30, 2018)

Resonances just above the proton threshold in  $^{30}\text{S}$  affect the  $^{29}\text{P}(p,\gamma)^{30}\text{S}$  reaction under astrophysical conditions. The  $(p,\gamma)$ -reaction rate is currently determined indirectly and depends on the properties of the relevant resonances. We present here a method for finding the ratio between the proton and  $\gamma$  partial widths of resonances in  $^{30}\text{S}$ . The widths are determined from the  $\beta 2p$ - and  $\beta p\gamma$ -decay of  $^{31}\text{Ar}$ , which is produced at the ISOLDE facility at the European research organization CERN. Experimental limits on the ratio between the proton and  $\gamma$  partial widths for astrophysical relevant levels in  $^{30}\text{S}$  have been found for the first time. A level at 4689.2(24) keV is identified in the  $\gamma$  spectrum, and an upper limit on the  $\Gamma_p/\Gamma_\gamma$  ratio of 0.26 (95 % C.L.) is found. In the two-proton spectrum two levels at 5227(3) keV and 5847(4) keV are identified. These levels were previously seen to  $\gamma$  decay and upper limits on the  $\Gamma_\gamma/\Gamma_p$  ratio of 0.5 and 9, respectively, (95 % C.L.) are found, where the latter differs from previous calculations.

PACS numbers: 26.30.-k, 23.40.Hc, 27.30.+t

## I. INTRODUCTION

Detailed knowledge of the energy levels of exotic nuclei, especially the ones just above the thresholds for particle emission, is important for understanding astrophysical processes such as explosive hydrogen burning.  $^{30}\text{S}$  is situated close to the proton drip line and is produced in the  $^{29}\text{P}(p,\gamma)^{30}\text{S}$  reaction in the  $rp$ - and  $\alpha p$ -process in type I x-ray bursts [1, 2]. The relatively long life time of  $^{30}\text{S}$  makes it a critical waiting-point nucleus for these processes [3].

The  $^{29}\text{P}(p,\gamma)^{30}\text{S}$  reaction is also interesting for the study of presolar dust grains. The most extensively studied grains are SiC grains, because they are relatively abundant. A small fraction of these have been suggested to originate from classical novae [4]. They are characterized by low  $^{12}\text{C}/^{13}\text{C}$  and  $^{14}\text{N}/^{15}\text{N}$  ratios, high  $^{30}\text{Si}/^{28}\text{Si}$  ratios, and  $^{29}\text{Si}/^{28}\text{Si}$  ratios close to or lower than terrestrial values. The silicon isotopic abundance can provide information on the dominant nuclear synthesis paths followed by the thermonuclear runaway, which sets in near the base of the accreted layers from a main sequence star onto a white dwarf in a binary system [5]. In order to understand the origin of the isotopic ratios observed, the

processes that create and destroy the different silicon isotopes have to be well understood. One of these is the  $^{29}\text{P}(p,\gamma)^{30}\text{S}$  reaction. If this reaction is faster than the  $\beta^+$  decay of  $^{29}\text{P}$ , the amount of  $^{30}\text{Si}$  would increase and the amount of  $^{29}\text{Si}$  would decrease [6].

The Gamow window of the  $^{29}\text{P}(p,\gamma)^{30}\text{S}$  reaction for temperatures relevant for astrophysics spans 100 keV to 1100 keV. This, along with the proton separation energy of  $^{30}\text{S}$  being 4395.6(7) keV [7], implies that the levels in  $^{30}\text{S}$  interesting for astrophysics lie below 6 MeV.

Iliadis *et al.* [8] predicted that the reaction rate of the  $^{29}\text{P}(p,\gamma)^{30}\text{S}$  reaction was dominated by two resonances in  $^{30}\text{S}$  with spins  $3^+$  and  $2^+$  and excitation energies of 4733(40) keV and 4888(40) keV, respectively, which had not been observed at that time. The first experimental evidence came through studies of  $^{32}\text{S}(p,t)^{30}\text{S}$  by Bardayan *et al.* [9] and Setoodehnia *et al.* [10]. The most recent studies of  $^{30}\text{S}$  can be found in Refs. [10–14], while the results from previous experiments are combined in Ref. [15].

The reaction rate is calculated using the energy, spin, and the proton and  $\gamma$  partial width of the relevant resonances. The improvements on the energies of the  $3^+$  and  $2^+$  levels have reduced the uncertainties of the  $^{29}\text{P}(p,\gamma)^{30}\text{S}$  reaction rate significantly for the relevant temperatures. The calculations made by Setoodehnia *et al.* [12] shows that the uncertainties are now so small that they no longer significantly influence the silicon abun-

\* Present address: Cyclotron Institute, Texas A&M University, College Station, TX 77843-3366, USA

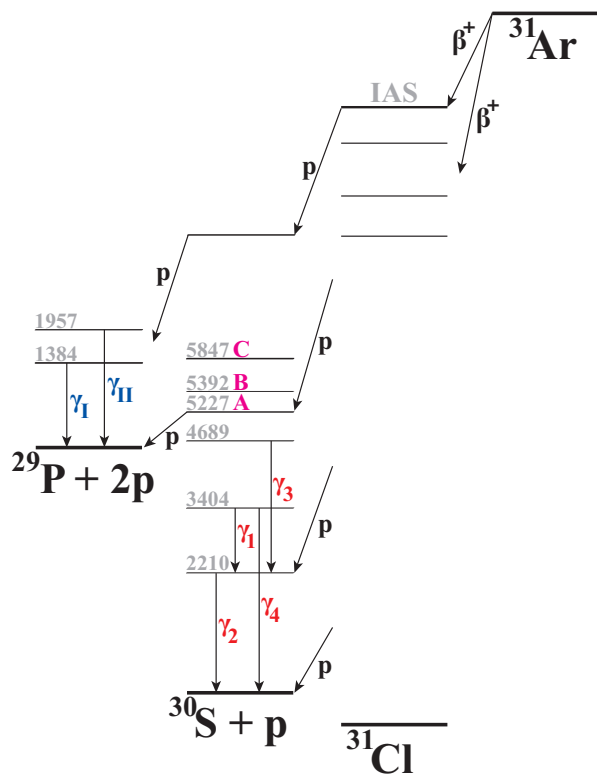


FIG. 1. (Color online) The  $\beta$  decay of  $^{31}\text{Ar}$ . Different proton decays are drawn as an illustration. The marked proton levels in  $^{30}\text{S}$  correspond to Fig. 3 and the marked  $\gamma$  transitions correspond to Fig. 4.

dances. These calculations, however, use proton and  $\gamma$  partial widths, which are calculated based on the shell model and comparisons with the mirror nucleus. Experimental values for these would clearly be preferred. We present here a method for finding the ratio between the proton and  $\gamma$  partial widths for the resonances of astrophysical interest using the decay of  $^{31}\text{Ar}$ . Until now the preferred method for studying these resonances has been by the use of reaction experiments. The results presented here open up a new approach. Further results from our experiment will be published separately.

The experiment is described in Sec. II. Sec. III presents the results of the analysis of the low-lying states of  $^{30}\text{S}$  and compares then with results in recent papers. It includes the method for finding the ratio between the proton and  $\gamma$  partial widths. Finally, Sec. IV summarizes the main results.

## II. THE EXPERIMENT

In this experiment, the resonances in  $^{30}\text{S}$  are studied via the  $\beta$ -delayed proton- $\gamma$  decay and the  $\beta$ -delayed two-proton decay of  $^{31}\text{Ar}$ . The  $\beta$ -delayed two-proton decay is known to be mainly sequential [16]. A partial decay scheme of  $^{31}\text{Ar}$  is shown in Fig. 1. The experiment was

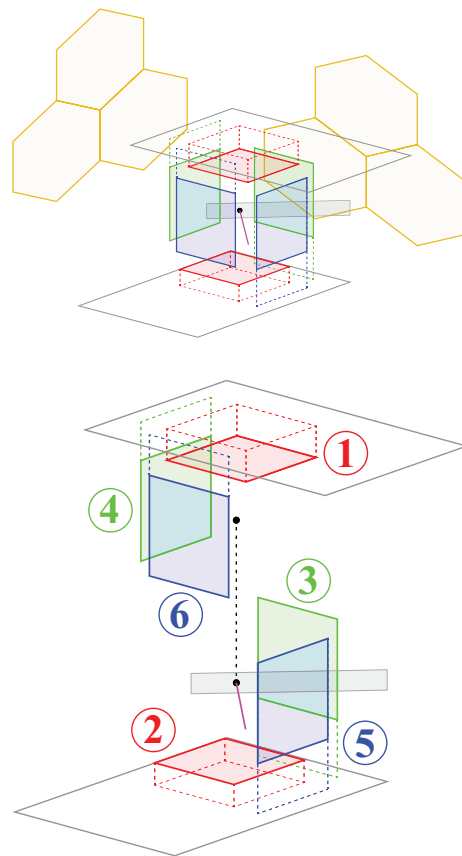


FIG. 2. (Color online) The experimental setup used for the experiment. The beam enters between DSSSD 5 and 6 and is stopped in a foil mounted on a small metal holder entering between DSSSD 3 and 5. Two clustered germanium detectors situated outside the cube behind DSSSD 3 and 4 are shown on the upper drawing. The top of the cube with three of the DSSSDs is lifted, following the dotted black line, for better visualization on the bottom drawing.

optimized for detection of the delayed two-proton decay through a compact setup including detectors capable of stopping high-energy protons. This gave substantial  $\beta$  background at low energy, which along with electronic noise made it challenging to identify low-energy protons.

The radioactive 60-keV  $^{31}\text{Ar}$  beam used in the experiment was produced at the ISOLDE facility at the European research organization CERN using a CaO target and a versatile arc discharge plasma ion source [17] coupled to the General Purpose Separator (GPS) [18]. The beam is produced by irradiating the target with short high-intensity proton pulses at low repetition rate [18]. An average  $^{31}\text{Ar}$  yield of about 1 per second was obtained for a runtime of about 7 days.

The 60-keV beam was collected in a  $50\text{-}\mu\text{g}/\text{cm}^2$  carbon foil situated in the middle of the detector setup consisting of the silicon cube detector [19], containing six double sided silicon strip detectors (DSSSDs): one  $69\text{ }\mu\text{m}$  (1), one  $494\text{ }\mu\text{m}$  (5), and four close to  $300\text{ }\mu\text{m}$  (2–4, 6). The setup can be seen in Fig. 2. The DSSSDs

are segmented into 16 strips in the front and in the back side, each 3 mm wide and 0.1 mm apart. Behind the thin DSSSD (1) and three of the four 300- $\mu\text{m}$  DSSSDs (2, 3, 6) 50 mm  $\times$  50 mm unsegmented silicon pad detectors (thickness close to 1500  $\mu\text{m}$ ) were placed, which enables particle identification. In some part of the analysis only the four DSSSDs backed by a pad detector are used. For detection of  $\gamma$  rays, two cluster detectors, each consisting of three germanium crystals, from MINIBALL [20] were placed outside the chamber containing the silicon cube.

The energy and geometry calibration of the DSSSDs are made with  $^{33}\text{Ar}$  produced from the same target-ion source unit as  $^{31}\text{Ar}$ . A number of runs were made with  $^{33}\text{Ar}$  during the experiment to monitor if the energies drifted.  $^{33}\text{Ar}$  decays by  $\beta$ -delayed proton emission with well-known proton energies. For calibration of DSSSD 3–6 three known levels of  $^{33}\text{Cl}$  were used: 3971.24(19) keV, 4112.34(20) keV, and 5548.6(5) keV [21], corresponding to proton energies of 1642.8(5) keV, 1779.5(5) keV, and 3171.9(7) keV. DSSSD 2 has several broken strips and thus fewer counts. The protons from the two lowest  $^{33}\text{Cl}$  resonances used could not be identified here. Instead, two higher-lying proton peaks are used. Their energies were found in the calibrated proton spectra of DSSSD 3 and 6, which had a better energy resolution, giving proton energies of 2479.2(20) keV and 3856.9(20) keV. Due to the thickness of DSSSD 1 protons with energies above 2.50 MeV were not stopped inside the detector. For calibration of this detector the  $^{33}\text{Cl}$  resonances at 3971.24(19) keV and 4112.34(20) keV were used together with two proton peaks found from DSSSD 3 and 6 at 1320.1(20) keV and 2479.2(20) keV.

The solid angle of the DSSSDs is 43 % of  $4\pi$ , or, if the two detectors without backing are disregarded, 27 % of  $4\pi$ . Protons with energies below 500 keV can be stopped inside the collection foil depending on their emitted angle. The low-energy protons, which are interesting for this work, have an energy around 280 keV. The angular coverage of these protons is 20 % of  $4\pi$ , when the two detectors without backing are disregarded.

The half-life of  $^{31}\text{Ar}$  is just 14.1(7) ms [16]. The beam gate for  $^{31}\text{Ar}$  was therefore only open for 100 ms after a proton pulse has hit the target. In addition to this a software time window from 5 ms to 100 ms after proton impact was used.

The pad detectors are calibrated with a  $^{148}\text{Gd}$  source and a triple  $\alpha$  source consisting of  $^{241}\text{Am}$ ,  $^{239}\text{Pu}$ , and  $^{244}\text{Cm}$ .

The Ge detectors were calibrated using first a  $^{137}\text{Cs}$  and a  $^{60}\text{Co}$  source and then improved using a  $^{152}\text{Eu}$  source, and lines from the decays of  $^{32,33}\text{Ar}$  and  $^{16,18}\text{N}$  were recorded online. The absolute  $\gamma$  efficiency was found using a relative efficiency curve determined in a slightly different detector configuration (using four different  $\gamma$  sources:  $^{152}\text{Eu}$ ,  $^{60}\text{Co}$ ,  $^{207}\text{Bi}$  and  $^{11}\text{Be}$ ) and an absolute measurement with an  $^{152}\text{Eu}$  source. The result, using

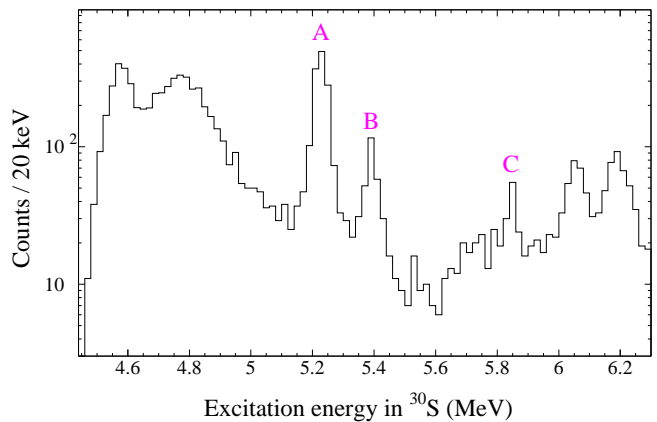


FIG. 3. (Color online) The excitation energy of  $^{30}\text{S}$  calculated from the energies of the two protons from the sequential two-proton decay as described in Ref. [16]. The energies of the marked peaks can be found in Table I.

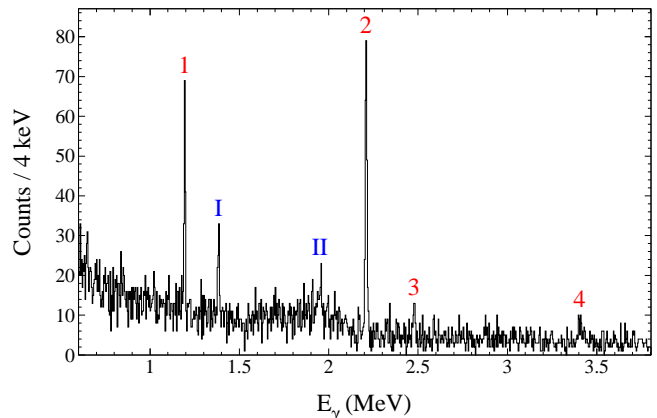


FIG. 4. (Color online) The summed  $\gamma$  spectrum over all crystals gated on protons from the decay of  $^{31}\text{Ar}$ . The numbers correspond to transitions in  $^{30}\text{S}$  and the Roman numbers correspond to transitions in  $^{29}\text{P}$ . The energies of the marked peaks and their relative intensities can be found in Table II.

the formula in Ref. [22], is

$$\varepsilon_{\gamma}(E) = 0.21 \exp \left( -2.669 - 1.457 \log \left( \frac{E}{\text{MeV}} \right) - 0.231 \left[ \log \left( \frac{E}{\text{MeV}} \right) \right]^2 \right), \quad (1)$$

with an estimated uncertainty of 10 %.

### III. RESULTS AND DISCUSSION

Table I summarizes the latest published results on the low-lying levels of  $^{30}\text{S}$ . Included are also the energies measured in this experiment. Fig. 3 shows the levels above 5 MeV found, in the present work, using the en-

TABLE I. Energy and spin of the  $^{30}\text{S}$  levels below 6 MeV for the present work and recent previous work. The proton separation energy of  $^{30}\text{S}$  is 4395.6(7) keV [7].

Setoodehnia <i>et al.</i> [12]			Lotay <i>et al.</i> [13]		Almaraz-Calderon <i>et al.</i> [14]			Present work
$^{28}\text{Si}(^3\text{He}, n\gamma)^{30}\text{S}$	$^{32}\text{S}(p, t)^{30}\text{S}$	$J^\pi$	$^{28}\text{Si}(^3\text{He}, n\gamma)^{30}\text{S}$	$J^\pi$	$^{32}\text{S}(p, t)^{30}\text{S}$	$^{28}\text{Si}(^3\text{He}, n)^{30}\text{S}$	$J^\pi$	$^{31}\text{Ar}(\beta^+)(p)^{30}\text{S}$
$E_x$ (keV)	$E_x$ (keV)		$E_x$ (keV)		$E_x$ (keV)	$E_x$ (keV)		$E_x$ (keV)
g.s.		$0^+$	g.s.	$0^+$	g.s.	g.s.		g.s.
2210.6(3)	2208(3)	$2^+$	2210.1(1)	$2^+$	2208.5(22)	2200(210)		2210.2(11)
3403.6(6)		$2^+$	3404.1(1)	$2^+$	3405.8(12)			3404.4(16)
3667.0(5)		$0^+$	3668.0(4)	$0^+$	3677.3(70)	3600(260)		
3676.9(4)	3681(3)	$1^+$	3677.1(4)	$1^+$				
4688.1(4)	4688(2)	$3^+$	4687.6(2)	$3^+$	4682.5(57)			4689.2(24)
4809.8(5)	4812(2)	$2^+$	4808.7(3)	$2^+$				
5132.3(5)		$(4^+)$	5132.1(1)	$4^+$	5130.0(18)		$(4^+)$	
	5225(2)	$(0^+)$	5218.8(3)	$3^+$	5217.8(28)	5200(44)	$(0^+)$	5227(3)
	5315(2)	$(3^-)$		$(3^-)$	5312.1(20)		$(3^-)$	
	5393(2)	$3^+$		$(2^+)$	5382.0(7)	5400(43)	$(2^+)$	5392(4)
	5849(2)	$(2^+)$	5848.0(4)	$4^+$	5835.5(13)		$(4^+)$	5847(4)
	5947(3)	$(4^+)$						

TABLE II. The energies and relative intensities of the  $\gamma$  lines in Fig. 4 normalized to the transition from the first excited state to the ground state of  $^{30}\text{S}$ .

Peak	Energy (keV)	Intensity
1	1194.2(11)	35(4)
2	2210.1(11)	100(8)
3	2478.9(21)	16(4)
4	3407(7)	22(7)
I	1383.7(14)	19(4)
II	1957(4)	10(4)

energies of the two protons from the sequential two-proton decay as described in Ref. [16]. The two levels above 6 MeV, seen in Fig. 3, corresponds to previously identified levels [16] and will be treated in an other publication. Due to contamination from  $\beta$  particles and electronic noise, the levels below 5 MeV cannot be identified in the two-proton decay. These levels are known to decay mainly by  $\gamma$  emission and are thus identified from the proton-gated  $\gamma$  spectrum presented in Fig. 4. The relative intensities of the  $\gamma$  lines are given in Table II. Only the 1194.2- and the 2210.1-keV lines have previously been observed in the decay of  $^{31}\text{Ar}$  [23]. The 1194.2- and the 3407-keV lines both correspond to decays of the second excited state in  $^{30}\text{S}$ . Their relative intensity is 0.63(21), which is consistent within  $2\sigma$  with the value of 0.25(4) measured in Ref. [24]. However, the difference of these values might imply a double structure of peak 4 in our spectrum. In the following we focus on the relative  $\gamma$  and proton decay widths of the 4689.2-, 5227- and 5847-keV levels. An overview of previously calculated  $\Gamma_\gamma/\Gamma_p$  ratios can be found in Table III.

### The 4689-keV level

The level at 4689.2(24) keV is observed for the first time in the decay of  $^{31}\text{Ar}$ . It is identified in the  $\gamma$  spectrum (Fig. 4) as peak 3, which corresponds to the decay of the level to the first excited state. It is predicted to decay by proton emission as well, but due to contamination from  $\beta$  particles and electronic noise it is not possible to identify it in Fig. 3.  $\beta$  particles mainly deposit a small amount of energy in the DSSSD and give a larger signal in the pad detector. Since this source of background cannot be identified in the DSSSDs without backing, they are omitted in the following analysis.

The large background below 5 MeV in Fig. 3 consists of multiplicity two events where one of the signals is caused by a  $\beta$  or electronic noise typically in coincidence with a proton from a strong one-proton peak, e.g., a proton from  $^{31}\text{Cl}$  to the ground state in  $^{30}\text{S}$  (see Fig. 1). The background can thus be reduced by including only multiplicity two events with a proton that is known to feed the level considered. The protons feeding the 4689-keV level are found by gating on the 2478.9-keV  $\gamma$ . The protons are found to have energies in the intervals [1580, 1920]keV and [2200, 2400]keV. By gating on protons with these energies the background is reduced substantially. The 4689-keV level, however, is still not positively identified in the two-proton spectrum and thus only an upper limit on the  $\Gamma_p/\Gamma_\gamma$  ratio can be found. The background can be estimated by gating on protons in the interval [2040, 2120]keV; they correspond to a known strong proton group at 2084(2) keV from  $^{31}\text{Cl}$  to the ground state of  $^{30}\text{S}$  [16]. The background spectrum then has to be scaled by a factor  $f = 0.311(4)$ , namely to the ratio between the number of protons gated on in the interesting intervals compared to the number of protons gated on for the background. The number of two-proton events,

TABLE III. Ratios between calculated proton and  $\gamma$  partial widths from previous work compared with the 95% confidence limits extracted from the present work.

Setoodehnia <i>et al.</i> [10]			Almaraz-Calderon <i>et al.</i> [14]			Present work	
$E_x$ (keV)	$J^\pi$	$\Gamma_\gamma/\Gamma_p$	$E_x$ (keV)	$J^\pi$	$\Gamma_\gamma/\Gamma_p$	$E_x$ (keV)	$\Gamma_\gamma/\Gamma_p$
4699(6)	$3^+$	210				4689.2(24)	$> 3.8$
4814(3)	$2^+$	1.3					
5136(2)	$3^+$	480	5130	$4^+$	340		
5217.8(14)	$0^+$	$\geq 0.36 \times 10^{-3}$	5217.8	$0^+$	$0.7014 \times 10^{-3}$	5227(3)	$< 0.5$
5314(7)	$3^-$	$9.8 \times 10^{-3}$	5312.1	$3^-$	4.6		
5391(3)	$2^+$	$0.26 \times 10^{-2}$	5382	$2^+$	$3.8954 \times 10^{-2}$		
			5835.5	$4^+$	15.7	5847(4)	$< 9$

giving a  $^{30}\text{S}$  energy in a 40-keV interval around 4689 keV, is found to be (26 – f33). Using the same proton gates, the number of  $\gamma$  rays, corresponding to the decay of the 4689-keV level to the first excited state in  $^{30}\text{S}$ , is found to be (13 – f11).

Due to the limited number of counts in the spectra it is necessary to determine the upper limit through a simulation. The upper limit is found from an ensemble, which is made by drawing four numbers  $n_i$  from a probability function  $P(n_i|n_{0i})$ , where  $n_{0i}$  are the four numbers found from the spectra ( $n_{01} = 26$ ,  $n_{02} = 33$ ,  $n_{03} = 13$ ,  $n_{04} = 11$ ). This probability function is derived as follows:  $n_{0i}$  is a number from a Poisson distribution with mean value  $\lambda_i$  and the  $n_i$ 's needed to create the ensemble are random numbers drawn from a Poisson distribution with this mean value  $\lambda_i$ . The problem arises because  $\lambda_i$  is unknown. Therefore, one has to integrate over all the possible values of  $\lambda_i$  weighted with the probability of this  $\lambda_i$  given  $n_{0i}$ :

$$\begin{aligned}
 P(n_i|n_{0i}) &= \frac{\int_0^\infty d\lambda_i P(n_i|\lambda_i) P(\lambda_i|n_{0i})}{\int_0^\infty d\lambda_i P(\lambda_i|n_{0i})} \\
 &= \int_0^\infty d\lambda_i P(n_i|\lambda_i) P(n_{0i}|\lambda_i) \quad (2) \\
 &= \frac{(n_i + n_{0i})!}{n_i! n_{0i}!} \frac{1}{2^{n_i + n_{0i} + 1}},
 \end{aligned}$$

where the second equality comes from Bayes's theorem that employing a uniform prior distribution gives  $P(\lambda_i|n_i) = P(n_i|\lambda_i)$  and from the Poisson distribution being normalized in  $\lambda_i$ .

The  $\Gamma_p/\Gamma_\gamma$  ratio can then be found from these four random numbers  $n_i$  drawn from the four distributions by correcting for efficiencies:

$$\frac{\Gamma_p}{\Gamma_\gamma} = \frac{(n_1 - fn_2)/\epsilon_p}{(n_3 - fn_4)/\epsilon_\gamma}, \quad (3)$$

where the  $\gamma$  efficiency  $\epsilon_\gamma$  includes the  $\gamma$  intensities measured by Lotay *et al.* [13]. From the ensemble of  $10^6$   $\Gamma_p/\Gamma_\gamma$  values found in this way, we find a 95% confidence upper limit of 0.26 on the  $\Gamma_p/\Gamma_\gamma$  ratio.

This limit can be compared to calculations made by

Setoodehnia *et al.* [10] for a  $3^+$  resonance at 4699 keV. They find:  $\Gamma_p/\Gamma_\gamma = 0.47 \times 10^{-2}$ . Recent developments with nano structured CaO targets have increased the yield of  $^{31}\text{Ar}$  up to an order of magnitude [25]. Hence, using this type of target and a setup optimized for low-energy protons, it should be possible to identify the proton decay of the 4689-keV level using the gating technique presented here and thereby deduce an experimental value for the  $\Gamma_p/\Gamma_\gamma$  ratio.

#### The 5227-keV level

A level at 5218.8(3) keV has been observed to  $\gamma$  decay to the first excited state of  $^{30}\text{S}$  by a 3008.5(2)-keV  $\gamma$  and to the second excited state by a 1814.4(3)-keV  $\gamma$  with relative branching ratios of 0.80(9) and 0.20(12), respectively [13]. These lines are not seen in the  $\gamma$  spectrum. Assuming this is the same level as we have identified in the two-proton spectrum at 5227(3) keV, an upper limit on the  $\Gamma_\gamma/\Gamma_p$  ratio can be found by gating on the protons feeding the level. These protons are found by gating on the 5227-keV peak in the two-proton spectrum and choosing the proton with the highest energy as this is most likely to be the first emitted proton. The two detectors without backing are again excluded. The protons feeding the level are found to have energies in the intervals [1000, 1350] and [1670, 1950] keV. The background is estimated by gating on another strong transition to the ground state of  $^{30}\text{S}$  with proton energies in the interval [1380, 1460] keV (the proton group at 1416(2) keV in Ref. [16]). The number of two-proton events in the  $^{30}\text{S}$  peak at 5227 keV is  $226 \pm 15$ . There are no  $\gamma$  rays in a 50-keV interval around 3008 keV, corresponding to the  $\gamma$  decay to the first excited state in  $^{30}\text{S}$ . This gives a 95% upper value for the number of  $\gamma$  rays of 2.7 [26]. Including the  $\gamma$  intensities from Ref. [13], this gives a 95% confidence upper limit of the  $\Gamma_\gamma/\Gamma_p$  ratio of 0.5.

As seen in Table III Setoodehnia *et al.* [10] and Almaraz-Calderon *et al.* [14] estimated for a  $0^+$  level at 5217.8 keV that  $\Gamma_\gamma/\Gamma_p \geq 0.36 \times 10^{-3}$  and  $\Gamma_\gamma/\Gamma_p = 0.7014 \times 10^{-3}$ , respectively. Almaraz-Calderon *et al.* [14] found a proton branching ratio of 1.00(2) for a level at

5200(44) keV, while Lotay *et al.* [13] observed  $\gamma$  decays of a level at 5218.8(3) keV. These results are hard to reconcile if the same state was populated. It should be noted that the calculations by Setoodehnia *et al.* and Almaraz-Calderon *et al.* are made for a  $0^+$  state, but it is not clear whether the level observed around 5220 keV is  $0^+$  or  $3^+$ , or if there are in fact two levels in this energy region.

#### The 5847-keV level

The level at 5847(4) keV has been observed to  $\gamma$  decay to the first excited state of  $^{30}\text{S}$  by a 3637.7(4)-keV  $\gamma$  ray [13]. There is no clear evidence of such a line in the  $\gamma$  spectrum and an upper limit on the  $\Gamma_\gamma/\Gamma_p$  ratio can thus be found as described for the 5227-keV level. The two detectors without backing are again excluded. The protons feeding the level are found to have energies in the intervals [2220, 3400] and [5540, 6160] keV. The background is chosen as for the 4689-keV level. The number of two-proton events in the  $^{30}\text{S}$  peak at 5847 keV is  $24 \pm 5$ . The number of  $\gamma$  rays in a 50-keV interval around 3638 keV is  $(2 - f)12$ , where  $f = 0.463(4)$  defined as above. This gives a 95 % upper value for the number of  $\gamma$  rays of 2.88 [26]. After correcting for efficiencies this gives a 95 % confidence upper limit of the  $\Gamma_\gamma/\Gamma_p$  ratio of 9.

Almaraz-Calderon *et al.* [14] do not observe any significant proton branch from this level in their  $^{28}\text{Si}(^3\text{He}, n)^{30}\text{S}$  experiment. This does not agree with our result of a proton branching ratio of at least 0.1 (95 % C.L.). They assume it to be a  $4^+$  state and estimate that:  $\Gamma_\gamma/\Gamma_p = 15.7$ ,

in contradiction to our upper value of 9 (95 % C.L.).

#### IV. SUMMARY

The levels below 6 MeV in  $^{30}\text{S}$  have been studied by the  $\beta 2p$ - and  $\beta p\gamma$ -decay of  $^{31}\text{Ar}$ .

The  $\gamma$  decay of the second excited state of  $^{30}\text{S}$  to the ground state has been observed for the first time in the decay of  $^{31}\text{Ar}$ . The relative intensities of the  $\gamma$  lines corresponding to this decay and the decay to the first excited state have been found to be 0.63(21).

The  $\gamma$  decay of the astrophysically interesting level at 4689.2(24) keV has also been observed for the first time in the decay of  $^{31}\text{Ar}$ .

We present a new analysis method that provides experimental limits on the ratio between the proton and  $\gamma$  partial widths of resonances in  $^{30}\text{S}$ . The upper limit of the  $\Gamma_p/\Gamma_\gamma$  ratio has been found for the level at 4689.2(24) keV to be 0.26 (95 % C.L.), and upper limits of the  $\Gamma_\gamma/\Gamma_p$  ratio of 0.5 and 9 (95 % C.L.) have been found for levels at 5227(3) keV and 5847(4) keV, respectively. The latter conflicts with previous calculations.

#### V. ACKNOWLEDGEMENT

This work was supported by the European Union Seventh Framework through ENSAR (Contract No. 262010). This work was partly supported by the Spanish Funding Agency under Projects No. FPA2009-07387, No. FPA2010-17142, and No. AIC-D-2011-0684, by the French ANR (Contract No. ANR-06-BLAN-0320), and by Région Aquitaine. A.S. acknowledges support from the Jenny and Antti Wihuri Foundation.

- 
- [1] J. José *et al.*, *Astrophys. J. Suppl. Ser.* **189**, 204 (2010).
  - [2] J. L. Fisker *et al.*, *Astrophys. J. Suppl. Ser.* **174**, 261 (2008).
  - [3] J. L. Fisker *et al.*, *Astrophys. J.* **608**, L61 (2004).
  - [4] S. Amari *et al.*, *Astrophys. J.* **551**, 1065 (2001).
  - [5] J. José *et al.*, *Astrophys. J.* **612**, 414 (2004).
  - [6] C. Iliadis *et al.*, *Astrophys. J. Suppl. Ser.* **142**, 105 (2002).
  - [7] M. Wang *et al.*, *Chinese Phys. C* **36**, 1603 (2012).
  - [8] C. Iliadis *et al.*, *Astrophys. J. Suppl. Ser.* **134**, 151 (2001).
  - [9] D. W. Bardayan *et al.*, *Phys. Rev. C* **76**, 045803 (2007).
  - [10] K. Setoodehnia *et al.*, *Phys. Rev. C* **82**, 022801 (2010).
  - [11] K. Setoodehnia *et al.*, *Phys. Rev. C* **83**, 018803 (2011).
  - [12] K. Setoodehnia *et al.*, arXiv:1210.1194 (2012).
  - [13] G. Lotay *et al.*, *Phys. Rev. C* **86**, 042801 (2012).
  - [14] S. Almaraz-Calderon *et al.*, *Phys. Rev. C* **86**, 065805 (2012).
  - [15] M. S. Basunia, *Nucl. Data Sheets* **111**, 2331 (2010).
  - [16] H. O. U. Fynbo *et al.*, *Nucl. Phys. A* **677**, 38 (2000).
  - [17] L. Penescu *et al.*, *Rev. Sci. Instr.* **81**, 02A906 (2010).
  - [18] E. Kugler, *Hyperfine Interactions* **129**, 23 (2000).
  - [19] I. Matea *et al.*, *Nucl. Instrum. Methods A* **607**, 576 (2009).
  - [20] N. Warr *et al.*, *Eur. Phys. J. A* **49**, 40 (2013).
  - [21] J. Chen and B. Singh, *Nuclear Data Sheets* **112**, 1393 (2011).
  - [22] D. C. Radford, *Nucl. Instrum. Methods A* **361**, 297 (1995).
  - [23] L. Axelsson *et al.*, *Nuclear Physics A* **634**, 475 (1998).
  - [24] E. Kuhlmann *et al.*, *Nucl. Phys. A* **213**, 82 (1973).
  - [25] J. P. Ramos *et al.*, "Intense 31-35Ar beams produced with nano structured CaO target at ISOLDE," (unpublished).
  - [26] G. J. Feldman and R. D. Cousins, *Phys. Rev. D* **57**, 3873 (1998).