

Efficient MPS algorithm for periodic boundary conditions and applications

Michael Weyrauch

*Physikalisch-Technische Bundesanstalt,
Bundesallee 100, D-38116 Braunschweig, Germany*

Mykhailo V. Rakov

*Department of Physics, Taras Shevchenko National University,
4 Glushkov av., Kyiv 03127, Ukraine*

We present an implementation of an efficient algorithm for the calculation of the spectrum of one-dimensional quantum systems with periodic boundary conditions. This algorithm is based on a matrix product representation for quantum states (MPS), and a similar representation for Hamiltonians and other operators (MPO). It is significantly more efficient for systems of about 100 sites and more than for small quantum systems. We apply the formalism to calculate the ground state and first excited state of a spin-1 Heisenberg ring and deduce the size of the Haldane gap. The results are compared to previous high-precision DMRG calculations. Furthermore, we study spin-1 systems with a biquadratic nearest-neighbor interaction and show first results of an application to a mesoscopic Hubbard ring of spinless Fermions which carries a persistent current.

I. Introduction

It was recognized early on that density matrix renormalization group (DMRG) simulations of one-dimensional (1D) quantum systems require significantly more numerical resources for periodic boundary conditions (PBC) than for open boundary conditions (OBC) [1]. Verstraete, Porras, and Cirac (VPC) [2] addressed this issue, and they proposed an algorithm in terms of matrix product states (MPS), which scales significantly better with the matrix size m of the MPS than standard DMRG with PBC. However, intermediate steps of this algorithm require matrices of size $m^2 \times m^2$, and computer time and memory necessary to determine the improved representation still scales with m^5 as compared to m^3 for OBC.

This issue was addressed by Pippan, White, and Evertz (PWE) [3], who recognized that for sufficiently large systems a much more efficient implementation is possible using a singular value decomposition (SVD) of products of certain transfer matrices. In order to calculate such products with sufficient accuracy only rather few singular values must be kept.

The usefulness of the improved algorithm was demonstrated in Ref. [3] by a calculation of the ground state of the spin-1 Heisenberg Hamiltonian. The authors showed that accurate results for the ground state energy are obtained by a comparison with highly accurate standard DMRG calculations. As a result, it was concluded that for large enough systems one obtains an algorithm which scales similarly with m as calculations for systems with OBC.

In the present paper we extend the PWE algorithm in two respects: First, we propose an implementation of this algorithm in terms of MPS and matrix product operators (MPO). To this end we define generalized transfer matrices, which are subjected to an SVD. This enables further gains in efficiency in certain situations. Second, we ex-

tend the PWE framework and include the calculation of excited states of 1D many body Hamiltonians.

We apply this algorithm to a small selection of spin models (bilinear and biquadratic spin-1), as well as to a spinless Fermion model. In the course of these applications it was found that in general the number of singular values one must keep depends on the matrix size m , i.e. the larger m the more singular values must be kept in order to produce high precision results.

From the MPS representation it is straightforward to calculate correlation functions and other observables. Results of such calculations will be presented elsewhere.

II. MPS-MPO formalism for PBC

We first rewrite the algorithm proposed in Ref. [2] in terms of MPS and MPO: The states of a 1D quantum system of size N (e.g. a spin system) are approximated in terms of a matrix product state (MPS),

$$|\psi\rangle = \text{Tr} B_{\sigma_1}^{[1]} \cdots B_{\sigma_N}^{[N]} |\sigma_1, \dots, \sigma_N\rangle. \quad (1)$$

Here, the σ_j represent the local degrees of freedom at site j , and each $B_{\sigma_j}^{[j]}$ represents a matrix of size $m \times m$, where m is called bond dimension. In the algorithm to be described the elements of these matrices are variational parameters to be adjusted using a suitable optimization procedure. The trace in Eq. (1) ensures periodic boundary conditions and includes a sum over all σ_j .

Analogously, operators are written as matrix product operators (MPO)

$$O = \text{Tr} W_{\sigma_1, \sigma'_1}^{[1]} \cdots W_{\sigma_N, \sigma'_N}^{[N]} |\sigma_1, \dots, \sigma_N\rangle \langle \sigma'_1, \dots, \sigma'_N|, \quad (2)$$

and the trace includes a sum over all σ_j and σ'_j . Again, each $W_{\sigma, \sigma'}$ represents a matrix of size $m_W \times m_W$, i.e. each W is a tensor of order 4. It turns out that all operators of interest with short range interactions (e.g. the

Heisenberg Hamiltonian) can be written in terms of W tensors with small bond dimensions m_W . The structure of the W tensors is determined by the specific model under investigation. We will provide the explicit MPO representation of the various operators later in this paper.

Matrix elements of MPO in such states,

$$\langle \phi | O | \psi \rangle = \text{Tr} E_W^{[1]}(A, B) \cdot \dots \cdot E_W^{[N]}(A, B), \quad (3)$$

can be expressed in terms of the (generalized) transfer matrices

$$E_W^{[j]}(A, B) = \sum_{\sigma, \sigma'} W_{\sigma\sigma'}^{[j]} \otimes (A_\sigma^{[j]})^* \otimes B_{\sigma'}^{[j]}. \quad (4)$$

The matrices A and B characterize the states $|\phi\rangle$ and $|\psi\rangle$, respectively. The Kronecker product \otimes in Eq. 4 obviously produces transfer matrices of size $m^2 m_W \times m^2 m_W$. For later use we also define the special transfer matrix

$$E_1^{[j]}(A, B) = \sum_{\sigma, \sigma'} \delta_{\sigma\sigma'} (A_\sigma^{[j]})^* \otimes B_{\sigma'}^{[j]}. \quad (5)$$

One advantage of the MPO formalism used here over the formalism employed by VPC and PWE is the fact that it takes care of the structure of the effective Hamiltonian to be determined automatically (as encoded in the MPO), while the effective Hamiltonian in the VPC formulation depends structurally on the Hamiltonian of the model under consideration.

In order to find the ground state of the many body system one solves a standard variational problem using the matrix elements of the MPS as variational parameters. The optimization of the variational parameters of the MPS is implemented as a local update step, which is repeated until convergence is achieved [2]. In the MPO formalism such a local update step amounts to the solution of a generalized eigenvalue problem

$$H_{\text{eff}}^{[j]} \varphi^{[j]} = \epsilon^{[j]} N_{\text{eff}}^{[j]} \varphi^{[j]} \quad (6)$$

in terms of the effective Hamiltonian H_{eff} and the effective normalization matrix N_{eff} given by

$$H_{\text{eff}}^{[j]} = \sum_{kl}^{m_W} W_{kl}^{[j]} \otimes \left(\widetilde{H_R^{[j]} \cdot H_L^{[j]}} \right)_{lk}, \quad (7)$$

$$N_{\text{eff}}^{[j]} = \mathbb{E} \otimes \left(\widetilde{N_R^{[j]} \cdot N_L^{[j]}} \right). \quad (8)$$

The energy of the state is obtained from $\epsilon^{[j]}$, and this value will converge to the ground state energy eventually. In fact, we stop the iterative update procedure, if this quantity does not change any more with respect to defined convergence criteria.

The updated MPS is obtained from $\varphi^{[j]} = M_{(\sigma, \nu, l)}$ by a suitable partitioning of the vector into a tensor. The tilde in (7) indicates the operation $X_{(ij), (i'j')} = \widetilde{X_{(ii'), (jj')}}$ for each $m^2 \times m^2$ submatrix of the bracketed quantities. As

a consequence of this transposition the effective Hamiltonian and the normalization matrix are assured to be Hermitian matrices and standard methods for the solution of generalized eigenvalue problems can be applied. (For open boundary conditions the normalization matrix is unity and only a standard eigenvalue problem needs to be solved.)

The matrices $H_L^{[j]}$, $N_L^{[j]}$ and $H_R^{[j]}$, $N_R^{[j]}$ are the products of transfer matrices from all sites to the left and to the right of the site j , where the MPS is updated. The H matrices are obtained from generalized transfer matrices as defined in Eq. (4), while the N matrices are formed from the transfer matrices defined in Eq. (5), in both cases setting $A = B = M$ with M the MPS to be determined.

In the algorithm proposed by VPC one sweeps back and forth over the entire lattice several times updating the MPS at each site until convergence of the energy $\epsilon^{[j]}$ is achieved. Initially, one starts from a randomly selected MPS. After each update step the updated matrix is regauged in order to keep the algorithm stable. The standard regauging procedure, which assures the relation

$$\sum_{\sigma} B_{\sigma}^{[j]} B_{\sigma}^{[j]\dagger} = 1 \quad (9)$$

after each update step is described in more detail in Refs. [3] and [4].

Similarly, excited states will be constructed iteratively by finding the lowest state in the space orthogonal to the space spanned by the states already found. We will denote the matrices of these MPS by $\Phi_{\sigma, k}^{[j]}$ where k enumerates these states ($k = 0$ for the ground state, $k = 1$ for the first excited state, etc.). It was pointed out in Ref. [4] that this construction can also be implemented iteratively as an update step by locally projecting to the orthogonal subspace. Here, we need to determine the local projection operator $P^{[j]}$ with the property

$$P^{[j]} Y_k^{[j]} = 0 \quad \forall k \quad (10)$$

with

$$Y_k^{[j]} = \widetilde{O_R^{[j]} \cdot O_L^{[j]} \Phi_k^{[j]}} \quad \text{and} \quad Y_k^{[j]\dagger} \cdot Y_m^{[j]} = 0 \quad \text{if} \quad k \neq m. \quad (11)$$

Here, the spin and m indices of the $\Phi_{\sigma, k}^{[j]}$ matrices are suitably combined to form a vector. For simplicity, we will use the same symbol $\Phi^{[j]}$ for these vectors (see the analogous definition of $\phi^{[j]}$ above).

The matrices $O_L^{[j]}$ and $O_R^{[j]}$ are products of transfer matrices as defined in Eq. (5) from all sites to the left and to the right of the site j , respectively, and setting $B = M$ and $A = \Phi_k$ with M the (excited) MPS to be determined. The update procedure for these matrices is implemented as a generalized eigenvalue problem (see Eq. (6)) for the projected effective Hamiltonian $P^{[j]} H_{\text{eff}} P^{[j]\dagger}$, and normalization matrices $P^{[j]} N_{\text{eff}} P^{[j]\dagger}$. The (local) projection operator $P^{[j]}$ will be constructed according to Eq. (10)

by finding a set of vectors orthogonal to the calculated $Y_k^{[j]}$. A standard numerical orthogonalization routine is employed for this purpose.

III. Efficient implementation

In order to implement the local update steps just described one needs to calculate various products of transfer matrices. These are standard matrix products, which, however, depending on the bond dimension of the MPS and MPO, they may be numerically expensive. Naively, a multiplication of two transfer matrices (4) requires $O(m^6 m_W^3)$ operations, which may be reduced in view of the structure of the transfer matrices to $O(m^5 m_W^3)$. In analogy to the proposal by PWE we will now describe a procedure to reduce this operational count further. This reduction occurs due to the structure of the W tensors and, in particular, for products of transfer matrices with many factors, i.e. long products. Here (unlike Ref. [3]) we consider products of transfer matrices in terms of MPSs and MPOs,

$$E_W^{[1]}(A, B) \cdot \dots \cdot E_W^{[l]}(A, B) = \sum_{k=1}^{m_W m^2} \sigma_k u_k \otimes v_k^\dagger. \quad (12)$$

As was pointed out by PWE the sum over k may be cut at rather low values, which for the generalized transfer matrices has two reasons: First, the rank m_S of the transfer matrices is in many practical situations lower than $m_W m^2$. This reduces the upper limit of the sum to m_S . E.g. as is indicated below, the rank of the transfer matrices for the Ising or Heisenberg models is $2m^2$ and not $3m^2$ or $5m^2$, respectively, as expected naively. This reduction of the summation limit is exact and does not depend on the product length.

However, for long products, the upper limit may be reduced to very low values due to the fact that only very few singular values σ_k in the expansion Eq. (12) are significantly different from 0. For ground state calculations of chains with about 100 sites and $m = 10$ one needs to consider only about 20 singular values. This is demonstrated for the Heisenberg model in Fig. 1. This figure corresponds to Fig. 1 of Ref. [3] and shows rather similar results for the N_L . Here, we also plot the singular values of H_L , and we see that only a few more singular values than for N_L are needed. (Beyond a certain limit the singular values are set to an irrelevant small constant by our computer implementation.)

In order to utilize this feature for the local update algorithm described in the previous section one needs to implement the algorithm in such a way, that only sufficiently long products of transfer matrices occur during the update process. Therefore, one cannot use the standard sweeping procedure since ‘short’ products of transfer matrices occur at the turning points of the sweeps. Following PWE we implement the algorithm as a circular update procedure. The ring of sites is separated into

three sections as shown in Fig. 2, and the update process occurs always in the ‘active’ section. The algorithm is then implemented in 3 basic steps:

1. (Initialization step) Start from some initial randomly created matrix product state $|\psi\rangle$ as defined in Eq. 1. The bond dimension of all matrices ($j = 1, \dots, N$) is m . Partition the set of matrices into three sections as shown in Fig. 2.

Initialize section 3 with a singular value decomposition (SVD) of the products of generalized transfer matrices defined in Eqs. (4) and (5) and store this SVD in the tensors `h1` and `n1`, respectively. Initialize section 2 with an SVD of the products of transfer matrices and store this SVD in the tensors `hr` and `nr`.

2. (Update step) Goto section 1. Initialize each site of section 1 with the appropriate product of transfer matrices moving counter-clockwise starting from the product corresponding to section 2. Then update and regauge the MPS in section 1 moving clock-wise using the previously calculated products of transfer matrices. Updating means solving the generalized eigenvalue problem described above for each site. (One immediately obtains an SVD of the products of transfer matrices *inside* the updated section by multiplication to the SVD of the previous site, i.e. one does not need to calculate an SVD at each update step. This is an important advantage of the algorithm using MPS and MPO.) Finally copy the tensors `n1` and `h1` on the tensors `nr` and `hr` and calculate the SVD of the product of transfer matrices of section 1 with the just updated MPS matrices and store this SVD in the tensors `n1` and `h1`.
3. Goto section 2 and do analogous calculations as described for section 1 above. Continue with further steps moving clockwise to the neighboring section until convergence is achieved.

An important prerequisite for the implementation of the algorithm is an efficient SVD. This has been described in Ref. [3], but we have a few remarks: Let M be a product of transfer matrices. Then, according to the procedure outlined in Ref. [3] one has to form products of these matrices M with some matrices x and y' of size $p \times m^2$, e.g. $y = xM$ and $z = My'^T$. In order to do this efficiently one *must not* calculate the matrix M explicitly, but rather multiply each transfer matrix in M recursively to x or y' starting from one or the other end of the sequence of factors in M . Then the multiplication of M to the matrices x or y' can be done in $O(Npm^3)$, where N is the number of transfer matrices in M .

Similar steps as outlined above for ground state calculations are required for the determination of excited states, i.e. for each excited state we use the same algorithm searching for the optimal MPS in the space orthogonal to the states already found. We have implemented

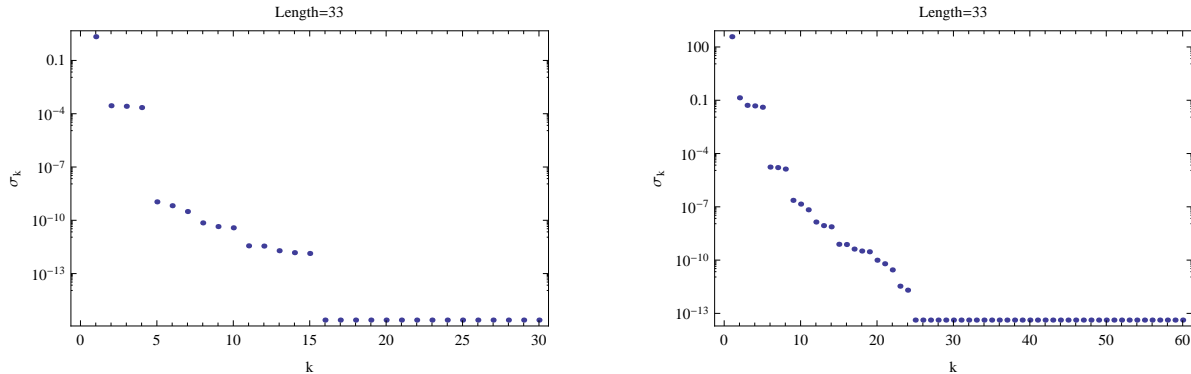


FIG. 1: Distribution of the singular values of products of transfer matrices for $m=10$, N_L (left) and H_L (right), with 33 terms, which is the minimum number of terms in our calculation for $N = 100$ sites on a ring with homogenous nearest-neighbor Heisenberg interactions.

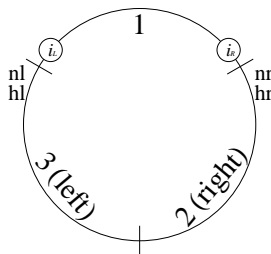


FIG. 2: Circular algorithm for a ring with N sites: the ring is partitioned into three sections. Updating only happens in one of them, so that we always deal products of transfer matrices with minimum length $N/3$. For further discussion see the main text.

the described algorithm within a few pages of *Mathematica* code.

IV. Matrix product operators

In order to apply the algorithm developed above to specific problems we must define the relevant degrees of freedom, the size of the local Hilbert space, and the interaction in terms of a suitable MPO. Once this MPO is defined, the implementation of the algorithm takes care of the details of the calculation.

The simplest examples to be considered are spin models, e.g. the spin- S unisotropic Heisenberg Hamiltonian in an external magnetic field B ,

$$\mathcal{H} = J \sum_{i=1}^N S_i^x \otimes S_{i+1}^x + S_i^y \otimes S_{i+1}^y + \Delta S_i^z \otimes S_{i+1}^z - B \sum_{i=1}^N S_i^z, \quad (13)$$

with the exchange interaction J , and the unisotropy Δ . In the following we will set $J = 1$. The Hamiltonian is written in terms of the spin operators $S_i = \frac{1}{2}\sigma_i$, and for spin- $\frac{1}{2}$ the σ matrices correspond to the standard Pauli matrices. Periodic boundary conditions correspond to setting $N + 1 \mapsto 1$.

Construction of the MPO for periodic boundary conditions is not difficult,

$$W^{[1]} = \begin{pmatrix} -BS_z & S^x & S^y & S^z & e \\ 0 & 0 & 0 & 0 & S^x \\ 0 & 0 & 0 & 0 & S^y \\ 0 & 0 & 0 & 0 & \Delta S^z \\ 0 & 0 & 0 & 0 & 0 \end{pmatrix}, \quad (14)$$

$$W^{[i]} = \begin{pmatrix} e & 0 & 0 & 0 & 0 \\ S^x & 0 & 0 & 0 & 0 \\ S^y & 0 & 0 & 0 & 0 \\ S^z & 0 & 0 & 0 & 0 \\ -BS_z & S^x & S^y & \Delta S^z & e \end{pmatrix} \quad \text{for } i = 2, \dots, N$$

with e a unit matrix. The local single-body Hilbert space has dimension $2S+1$, and the bond dimension is $d_W = 5$. However, the rank of the transfer matrices which determines the cost of the calculation is not $5m^2$ as expected naively but only $2m^2$. The first matrix has a different structure as the other matrices in order to fulfill the required boundary conditions.

For a bilinear-biquadratic spin- S ring with the Hamiltonian

$$\mathcal{H} = \sum_{i=1}^N a \vec{S}_i \otimes \vec{S}_{i+1} + b (\vec{S}_i \otimes \vec{S}_{i+1})^2 \quad (15)$$

one easily finds an explicit MPO representation with a bond dimension $d_W = 14$. Here, again, the rank of the transfer matrices is not $14m^2$ but only $2m^2$, which reduces calculational cost significantly.

Calculation of matrix elements for observables (e.g. the magnetization or correlation functions) is straight forward in the MPS representation either with an MPO representation of the operators or without. Also for such calculations one may take advantage of the fact that these calculations are just products of transfer matrices (see (Eq. 3)) and use the expansion (12) for long products. In the present paper we will use this feature for the calculation of the variance of the Hamiltonian as is discussed in the next chapter.

V. Applications

In order to test the implementation of the proposed algorithm we start out with calculations of the isotropic Heisenberg model also studied in Ref. [3]. Of course, it is easily possible to calculate energy spectra for small systems (10-50 sites) using our implementation, and we have calculated up to 30 excited states for such systems. However, then one must take into account most or all of the singular values in the expansion of the transfer matrices. In order to take advantage of a significant reduction of the number of singular values, the system size should be about 100 sites or more, and we present results for systems with 100 sites in this paper.

In order to run such calculations three important parameters, which determine the precision of the results must be set: The bond dimension m , the number of singular values to be included in the expansion of the various transfer matrices p and p' , and the number of update steps N_u , where p is the number of singular values retained in the expansion of the N_X matrices, and p' those of the H_X matrices.

Of course, a large m is desirable, however, the algorithm scales at least with $p'm^3N$, so in practice we are presently limited to about $m = 50$. We shall demonstrate below, that the number of singular values to be taken into account increases with m , and one must be careful not to take too few terms in the expansion Eq. (12). Unfortunately, convergence of the update process is rather slow close to the minimum of the energy. Therefore, for high precision results we need more and more update steps, and usually we choose their number dynamically by observing the change of the calculated energy within one sector. If this change (averaged over the whole section) is below a certain limit, we stop the update process.

One purpose of the present calculations is to gain experience which parameter setting for m, p, p' , and N_u is required in order to find e.g. the Haldane gap in a spin-1 ring with sufficient precision. The gap is obtained from a difference of two large energies of similar value, so the two energies must be calculated with rather good precision. (Let us note parenthetically that the m required in the present algorithm is significantly smaller than the corresponding quantity in standard DMRG calculations.)

In Fig. 3 we show the distribution of singular values of the transfer matrices obtained at the end of a calculation with $m = 30$ for the isotropic spin-1 Heisenberg model, i.e. the calculations shown in Fig. 1 and Fig. 3 only differ in the choice for m . From a comparison of these results one concludes that if one increases m one also needs to increase the number of singular values to be taken into account. Our experience shows that the necessary increase is quite significant depending on the m one wants to use for a particular calculation. This fact was not mentioned in Ref. [3]. However, after this paper was nearly completed, we became aware that a similar observation was made in Ref. [5] for the standard PWE algorithm without MPO.

The MPS-MPO formalism employed here allows to straightforwardly test how well the calculated MPS approximates an eigenstate of the Hamiltonian. To this end one calculates the variance

$$\Delta\mathcal{H} = \langle\mathcal{H}^2\rangle - \langle\mathcal{H}\rangle^2 \quad (16)$$

which should be zero for an eigenstate. Since from the algorithm we obtain an explicit representation of the state, we can, at least in principle, easily evaluate this quantity, if we find a suitable MPO representation of \mathcal{H}^2 . The bond dimension of \mathcal{H}^2 is m_W^2 , but its rank is often significantly lower, which is used to significantly reduce the cost for the calculation of \mathcal{H}^2 using the expansion Eq. (12).

The results obtained so far for the isotropic Heisenberg model are summarized in Table I. The ground state energy is in good agreement with that reported in Ref. [3]. In addition we show results for the first excited state from which we determine the Haldane gap, which agrees with the infinite system DMRG calculations of Ref. [1] to two significant digits. Haldane [6] conjectured on the basis of a field theoretical study that generically integer spin chains are gapped, while half-integer spin chains are gapless in the thermodynamic limit. For specific examples (spin- $\frac{1}{2}$ and spin- $\frac{3}{2}$) we can confirm this numerically with our calculations.

For the ground state, we judge the precision of the obtained results by a comparison to a high precision result obtained by DMRG as quoted in Ref. [3], and assume that this value is numerically exact for the Heisenberg ring with 100 sites. In fact, this result is quite close to the infinite system value obtained in Ref. [1].

A second interesting test of the implementation of the proposed algorithm is the biquadratic chain Eq. (15) (with $a = 0$ and $b = -1$) investigated in detail by Sørensen and Young [7] using a mapping of the biquadratic spin-1 ring to the XXZ spin- $\frac{1}{2}$ system, which can be solved using Bethe Ansatz techniques. In Table II we present some preliminary results for this system using our technique, which are compared to the high-precision Bethe Ansatz results of Ref. [7]. In the thermodynamic limit one expects a doubly degenerate ground state and a small gap to the next excited state. Of course, for finite systems the degeneracy is lifted. This system is an interesting testing ground for our numerical techniques as there are extremely precise results available for systems up to 1000 spins. Only for such large systems one expects to be close to the thermodynamic limit.

The results indicate good agreement with the Bethe Ansatz results, however, for high precision one needs large m and for $m = 30$ one needs about 30-60 singular values to be taken into account. Convergence of the energies at a particular m , depending on the precision required, may be slow. Therefore, we recommend to calculate first with a few different m in order to see the m dependence before one iterates with the chosen m to high precision. How well the calculated MPS approximates an eigenstate is measured by a calculation of ΔH .

As a last example we apply the proposed algorithm

TABLE I: Ground state energy E_0 , first excited state energy E_1 , and Haldane gap $E_1 - E_0$ for an isotropic spin-1 Heisenberg ring of $N = 100$ sites. Δ/E is the relative difference between our calculated result and the value calculated by DMRG given in Ref. [3].

m	E_0/N	Δ/E	E_1/N (3)	$E_1 - E_0$
10	-1.40122726344	$1.83 \cdot 10^{-4}$	-1.39621210860	0.50153
20	-1.40145874749	$1.47 \cdot 10^{-5}$	-1.39730198769	0.41566
30	-1.40148324293	$5.83 \cdot 10^{-7}$	-1.39736419879	0.41192
40	-1.40148390219	$9.73 \cdot 10^{-8}$	-1.39737237500	0.41115
DMRG [3]	-1.4014840386(5)	-	-	-
DMRG (infinite) [1]	-1.40148403897	-	-1.39737901875	0.41050

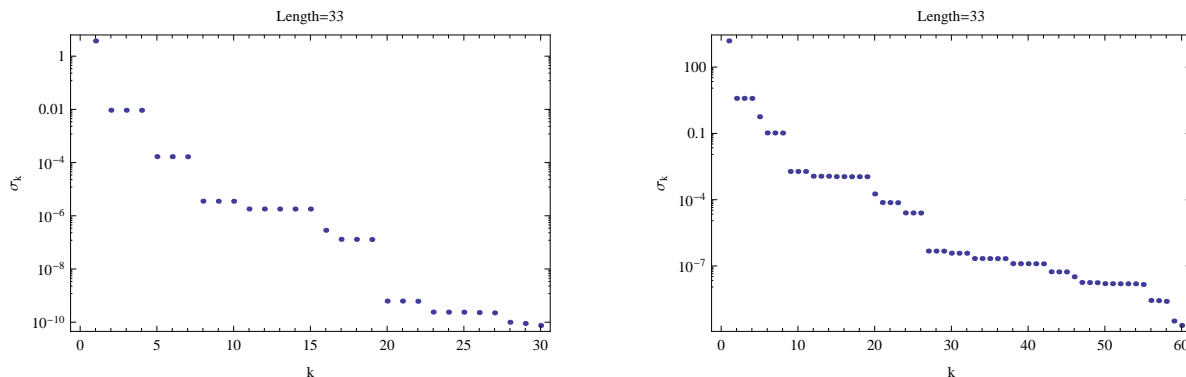


FIG. 3: Distribution of the singular values of products of transfer matrices for $m=30$, N_L (left) and H_L (right), with 33 terms, which is the minimum number of terms in our calculation for $N = 100$ sites on a ring with homogenous nearest-neighbor Heisenberg interactions.

to a Hubbard model of spinless Fermions, and in particular to a mesoscopic ring filled with electrons pierced by a magnetic field, such that persistent currents can be observed. The Hamiltonian of this system is given by

$$\mathcal{H} = -t \sum_{\ell=1}^N \left(c_{\ell}^{\dagger} c_{\ell+1} e^{-i\phi/N} + \text{h.c.} \right) + U \sum_{\ell=1}^N n_{\ell} n_{\ell+1} + V n_1. \quad (17)$$

Here ϕ is the magnetic flux piercing the ring, U the nearest-neighbor Coulomb interaction and V the local interaction of an impurity at site 1. Here, c^{\dagger} and c are Fermion creation and destruction operators, and n the density operator. The hopping energy t will be set to 1, and periodicity requires to set $N + 1 \mapsto 1$.

More details about this Hamiltonian and its physics may be found in Refs. [8] and the references therein. The Hamiltonian is $U(1)$ symmetric, and the particle number is a good quantum number to label the states. Due to the impurity, the model is not homogeneous: it is one advantage of our MPS implementation that it can handle inhomogeneous problems, since it does *not* assume translational invariance of system.

Since we are considering spinless Fermions, the local single-body Hamiltonian describes a two-level system, which is analogous to a spin- $\frac{1}{2}$ system. The matrix rep-

resentations of the single-body operators read

$$c_{\ell}^{\dagger} = \begin{pmatrix} 0 & 1 \\ 0 & 0 \end{pmatrix}, \quad c_{\ell} = \begin{pmatrix} 0 & 0 \\ 1 & 0 \end{pmatrix}, \quad n_{\ell} = c_{\ell}^{\dagger} c_{\ell} = \begin{pmatrix} 1 & 0 \\ 0 & 0 \end{pmatrix}. \quad (18)$$

Together with the 2×2 unit matrix these matrices (like the Pauli matrices) form a complete set.

One then obtains the following MPO representation for this problem,

$$W^{[1]} = \begin{pmatrix} (V - \mu)n & -c^{\dagger} e^{-i\varphi/N} & -c e^{i\varphi/N} & Un & e \\ 0 & 0 & 0 & 0 & c \\ 0 & 0 & 0 & 0 & c^{\dagger} \\ 0 & 0 & 0 & 0 & n \\ 0 & 0 & 0 & 0 & 0 \end{pmatrix},$$

$$W^{[i]} = \begin{pmatrix} e & 0 & 0 & 0 & 0 \\ c e^{i\varphi/N} & 0 & 0 & 0 & 0 \\ c^{\dagger} e^{-i\varphi/N} & 0 & 0 & 0 & 0 \\ n & 0 & 0 & 0 & 0 \\ -\mu n & c^{\dagger} & c & Un & e \end{pmatrix} \quad \text{for } i = 2, \dots, N$$

in terms of the matrices defined in Eq. (18), the parameters of the Hamiltonian, and a chemical potential μ to be discussed below. The minus signs in the first row of $W^{[1]}$ arise due to the anti-commutativity of the creation and destruction operators on different sites.

TABLE II: Ground state energy E_0 , first excited state energy E_1 and gap $E_1 - E_0$ for a biquadratic spin-1 Heisenberg ring of $N = 100$ sites ($a = 0$, $b = -1$ in Eq. (15)). Δ/E is the relative difference between the Bethe Ansatz results and the numerical values obtained. ($p = 30$, $p' = 60$), ΔH the variance of the Hamiltonian

m	E_0/N (Δ/E)	ΔH	E_1/N (Δ/E)	ΔH	$E_1 - E_0$
10	-2.794 020 092 ($1.04 \cdot 10^{-3}$)	1.08	-2.793 830 121 ($1.05 \cdot 10^{-3}$)	1.10	0.018 997
20	-2.795 792 099 ($4.07 \cdot 10^{-4}$)	0.44	-2.795 632 899 ($4.12 \cdot 10^{-4}$)	0.44	0.016 077
30	-2.796 790 186 ($5.03 \cdot 10^{-5}$)	0.03	-2.796 675 842 ($3.95 \cdot 10^{-5}$)	0.28	0.011 452
Bethe Ansatz [7]	-2.796 930 734	-	-2.796 786 305		0.014 442

In order to study persistent currents one needs to calculate the ground state energy as a function of the magnetic flux and then calculate the persistent current j using the Hellmann-Feynman theorem, $j = -\partial E_0(\phi)/\partial\phi$.

Since experiments are usually made for systems with fixed particle number, it would be necessary to develop the algorithm in such way that it respects the U(1) symmetry of the Hamiltonian. At this stage our implementation does not respect this symmetry. Of course, it is always possible to shift to the ground state of the sector with the desired particle number using an appropriate chemical potential μ . However, this chemical potential is usually not known, and one would need to use an iteration process to find that chemical potential such that the resulting state contains the desired number of particles. Only for half-filled systems, it is known that the required chemical potential to find the ground state equals the interaction U . We therefore concentrate here on half-filled systems, and shift the spectrum accordingly.

First results are shown in Table III for a ring with $N = 128$ sites. In order to be able to calculate persistent currents using Hellmann-Feynman theorem one must be able to precisely distinguish the ground state energies for different ϕ , which requires rather high-precision calculations. The energy determined for the ground state agrees with the result given in Ref. [8]. We also calculate the energy of the next higher/lower state and the number of particles n it contains. Clearly, the ground state is half-filled, while the next higher/lower state contains one particle less. At $\phi = 0$ one finds a degenerate ground state in the half-filled sector. (Here, our procedure to calculate ‘excited’ states, may yield even a lower lying state, since within the spectrum there exist states below the ground state of the half filled sector.) For fu-

ture calculations an implementation respecting the U(1) symmetry is desirable.

TABLE III: Energy of the half-filled ground state E_0 and energy of the next higher/lower state E_1 of a spinless Fermion ring described by the Hamiltonian Eq. (17) for $N = 128$, $m = 30$, $U = 1$, and $V = 0$.

ϕ	E_0	n	E_1	n
0	-63.98647233	64	-63.98581164	64
$\pi/2$	-64.00411240	64	-64.94361781	63
π	-64.01004832	64	-64.94770847	63

VI. Summary

In this paper we suggest a new version of an efficient MPS algorithm for one dimensional systems with periodic boundary conditions. The present version unlike the original proposal [3] uses an MPO representation. We also extend the algorithm for the calculation of excited states. We report about first results obtained with this algorithm, and investigate the necessary parameter settings in order to obtain high precision results for systems with 100 sites. The advantage of the algorithm is that one obtains an explicit representation of the many-body quantum state, which can then be used to calculate observables such as correlation functions. We will report about such calculations in a forthcoming publication.

We thank H. G. Evertz for a helpful correspondence. M. V. Rakov thanks Physikalisches-Technische Bundesanstalt for financial support during three short visits to Braunschweig.

[1] S. R. White and D. A. Huse, Phys. Rev. B **48**, 3844 (1993).
[2] F. Verstraete, D. Porras, and J. I. Cirac, Phys. Rev. Lett. **93**, 227205 (2004).
[3] P. Pippian, S. R. White, and H. G. Evertz, Phys. Rev. B **81**, 081103R (2010).
[4] D. Porras, F. Verstraete, and J. I. Cirac, Phys. Rev. B **73**, 014410 (2006).
[5] D. Rossini, V. Giovanetti, and R. Fazio, J. Stat. Mech.

P05021 (2011).
[6] F. D. M. Haldane, Phys. Lett. **93A**, 464 (1983).
[7] E. S. Sørensen and A. P. Young, Phys. Rev. B **42**, 754 (1990).
[8] A. Gendiar, R. Krčmar, and M. Weyrauch, Phys. Rev. B **79**, 205118 (2009).