

Longitudinal Analysis of Android Ad Library Permissions

Theodore Book, Adam Pridgen, Dan S. Wallach
Rice University
{tbook, dso, dwallach}@rice.edu

Abstract—This paper investigates changes over time in the behavior of Android ad libraries. Taking a sample of 114,000 apps, we extract and classify their ad libraries. By considering the release dates of the applications that use a specific ad library version, we estimate the release date for the library, and thus build a chronological map of the permissions used by various ad libraries over time. By considering install counts, we are able to estimate the number of times that a given library has been installed on users’ devices. We find that the use of most permissions has increased over the last several years, and that more libraries are able to use permissions that pose particular risks to user privacy and security.

I. INTRODUCTION

The Android operating system is one of the primary mobile device platforms worldwide, accounting for 70% of smartphone shipments, according to industry sources [1]. It also supports a vibrant advertising industry, with dozens of advertising agencies providing ad libraries installed in hundreds of thousands of free applications. The diversity of these libraries and the availability of the applications for research makes Android an ideal platform to study the impact of advertising libraries on mobile device security.

Similar to the web domain, the dominant monetization model for applications on the Android platform consists of free applications where the developers receive compensation through the sale of ads [2]. The advertising model on which this is built is based on Java libraries supplied by advertising agencies which are bundled into application packages. These libraries communicate with servers controlled by the advertising agency, sending request information, receiving and displaying an advertisement, and handling user interaction with the ad, including redirects to content and accounting functions. These libraries execute as a binary portion of the host application.

Thus, there are three principal interfaces for an ad library: with the rest of the application, with Internet resources (principally the ad provider’s servers), and with the Android operating system. It is with the third of these interfaces that this paper will be concerned.

The Android Permission System: The Android operating system limits application privileges through a permission system. Privileges are requested by the application developer in a manifest which is incorporated into the application package, and approved by the user when the application is installed. The user may only choose to accept all of the permissions or not install the app — they can not grant or deny specific

permissions. The Android API reference lists 130 permissions, which regulate the ability of an app to make various system API calls. The functions covered by a permission range from the clear to the obtuse — for example, the read phone state permission also gives access to a commonly used device identifier.

Because the granularity of these permissions is at the level of the application, an advertising library necessarily shares in all of the privileges of its hosting application. As an ad library is able to probe for the presence of a particular permission, it is potentially able to make use of permissions in its host app on an opportunistic basis [3]. Of course, an ad library can also require the presence of certain permissions to function.

Concerns have been raised about the interest and ability of users to make sound security judgments on the appropriateness of an app’s behavior based on the permission system [4]. Indeed, the permission system has not prevented significant negative publicity related to Android apps making inappropriate use of personal data, even when the user approved the permissions requested in the manifest [5].

Research Goals: A number of studies have documented that Android ad libraries are able to use application permissions to gain access to sensitive user data [6]. However, these studies have focused on the state of the Android ad ecosystem at a single point in time. This paper seeks to extend that work by looking at change over time in library permission usage. By doing so, developments in the ad ecosystem driven by technical progress, privacy concerns, and financial incentives become more explicit.

II. METHODOLOGY

In order to conduct this analysis, we needed to obtain an appropriate sample. A collection of 114,000 applications were downloaded from Google Play — the primary Android application store. All were free applications, which are, presumably, the type most likely to contain advertisements. We selected the most popular apps from a database of 375,000 applications extracted from Google Play, which contained information on the number of installs and release date for each app. This database reflects roughly half of the over 675,000 apps that Google reports on the Google Play overview page [7]. We assessed popularity by selecting applications on the basis of number of installs, with preference given to higher numbers of installs. This enabled the sample to reflect the installed app base more accurately. Figure 1 shows the distribution of the

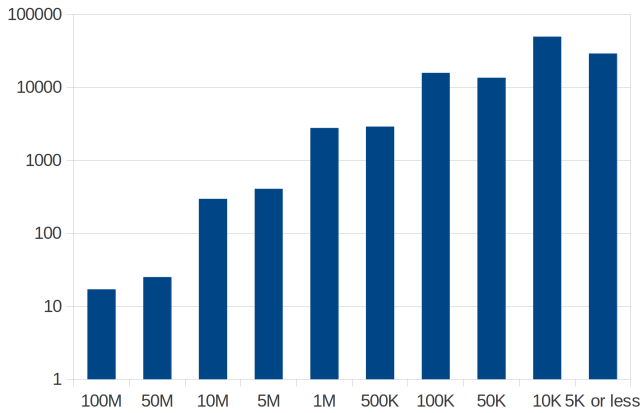


Fig. 1. Distribution of Sample by Number of Installs

sample according to the lower bounds on the total number of installs for each app, as provided by Google Play.

After collecting the applications, we disassembled them using Gabor Paller’s Dedexer. We manually identified package names for 68 different ad libraries by parsing through the collection of disassembled apps.¹ We then automatically identified all ad libraries matching our known package names within the entire sample. It should be noted that this method necessarily produces an incomplete collection of ad libraries. It omits any libraries for which we did not have a package name, and those libraries (such as AirPush) that obfuscate their package names for some versions. We extracted 108,000 ad library instances, an average of approximately one library per app, although some apps contained many libraries, and others contained none. We then hashed each library to generate a unique identifier corresponding to the library version. See below for some complications. In this way, we were able to identify the library name and separate the libraries by version without needing any special knowledge of each library’s internal structure. We then grouped all libraries with the same version hash.

Dating: Once we had identified library names and versions, it became possible to date them. Because we knew the release date for each of the apps, it was safe to assume that the library version was released before the first app which used it. Thus we were able to establish a *terminus ad quem* or latest possible release date for each library version by assigning it a date equal to the release date of the earliest app that made use of that library.

In order to verify the accuracy of this approach, we extracted library version codes from the Google AdMob libraries we identified. This enabled us to compare the calculated release dates with the actual release dates as reported by Google [8]. On average, our calculated date was 18 days before the official release, while several major versions were dated within one day of the official release. We also identified several AdMob versions not listed by Google in its release history. The

earlier dates could be a result of beta/testing releases of the APKs, or of inaccuracy in the app release dating provided by Google. For libraries included in fewer applications, our dating approach will necessarily be less precise. However, the demonstrated accuracy of the AdMob dating suggests that our methodology has value in practice, enabling us to survey effectively a large number of libraries without having to reverse engineer them.

Measuring Permission Usage: We measured permission usage by analyzing the disassembled libraries. A list of system calls requiring permissions was obtained from the API call mappings produced by the PScout tool developed by Au, et al. [9]. Our method of generating permission mappings is similar to that used by Felt, et al. [10] in their work on Android permissions, however, we considered permission usage only within the ad library code, and not within the entire application. Because we only consider static API calls, our analysis is conservative, and would miss API calls invoked via reflection, direct generation of Dalvik bytecode, dynamically downloaded bytecode, etc. Using this method, however, we were able to identify a large number of system calls and the permissions required to make those calls.

Because we were interested in the libraries, themselves, we did not conduct control-flow analysis to identify whether these library API calls were, in fact, invoked in any particular app. Nor did we correlate the permissions necessary to use the calls with the permissions present in the manifest for any particular app. Rather, by showing the presence of API calls requiring a certain permission, we showed that the library was capable (under some set of circumstances) of making use of that permission. Therefore, for API calls that require one permission out of a set of multiple permissions to function, we included all of the permissions in the set as permissions that the library was capable of using. While the permissions used by some API calls, such as some of the location calls, vary depending on the input given to the call, most API calls require a fixed set of permissions that do not change depending on their input. In cases where the input to the API call influences which permissions are checked, we include all permissions that might be used, admittedly a maximal set. While it would be interesting to see which applications actually contain control flow paths that reach these API calls, we chose to focus on the structure of the libraries, rather than the way they were employed in individual applications.

Identifying Unique Ad Library Releases: We encountered some difficulties in identifying ad library releases by hashing the decompiled code. Due to the way that an Android APK is assembled, virtual register numbers within each library instance varied, based on the other components of the app. We compensated for this by ignoring the actual names of the virtual registers and only considering the presence of a field.

Beyond this, however, additional challenges presented themselves. Because the process of assembling an Android application, especially when obfuscating and optimizing software such as ProGuard is used, may omit or rename portions of the library, a single library version may vary in size and content

¹Included in the libraries were several ad mediation and analytics libraries

after being included in an app. This means that a single library release may produce multiple installed versions, each with different capabilities and signatures. Rather than attempting to correlate which version hashes derived from the same library release, we allowed different hashes to stand independently. While this made it impossible for us to count accurately the total number of releases of a particular ad library, it allowed us to measure permission use and date library releases as desired.

Some negative impacts from this methodology should be noted. Some of the code of the original ad library release may not be included in a given app, including API calls. This means that it is possible for our methodology to under-measure permission usage of a given ad library version release. Additionally, because a library release that becomes fragmented into multiple versions will have fewer apps recorded for each version, the dating becomes less accurate. However, to the extent that our dating is correct, all of the different hashes produced by a single release should be dated to approximately the same period. Because our analysis takes the union of all permissions used by library versions dated to a given month, the permissions available to the most complete version of the library are the ones actually measured.

III. ANALYSIS

Having identified library names and versions, dated them, and mapped their permission usage, it then became possible to map the change in permission usage by various ad libraries over time. We derived the following results from the data.

A. Permission Usage by Library

In order to develop a preliminary understanding of the data, it was useful to consider the number of permissions used by each library. While for many libraries, the number of permissions changed over time, the maximum number of permissions (or sets of equivalent permissions) that we found any library able to use was 15, exploitable by some versions of MobClix.² The average library was able to make use of 3.3 permissions. The minimum number of permissions that a library could exploit was one, with the INTERNET permission being required by all libraries. While some libraries are much more popular than others, previous researchers have generally not calculated the number of installs for each library. We include this per-library data to enable better comparison of our results with theirs.

B. Permission Usage over Time

More interesting than the static data is the changing number of permissions that a single library can utilize. By simply examining the number of libraries able to use a single permission, we are able to see which permissions are accessible

²Those permissions included INTERNET, ACCESS NETWORK STATE, WAKE LOCK, GET TASKS, ACCESS FINE LOCATION, ACCESS COARSE LOCATION, CAMERA, READ PHONE STATE, VIBRATE, WRITE SOCIAL STREAM, WRITE CONTACTS, READ SOCIAL STREAM, READ CONTACTS, READ SYNC SETTINGS, and GET ACCOUNTS. Note that multiple sets of permissions can give access to a single API call; for example, the various SOCIAL STREAM and CONTACTS permissions each allow a library to read a user’s contacts.

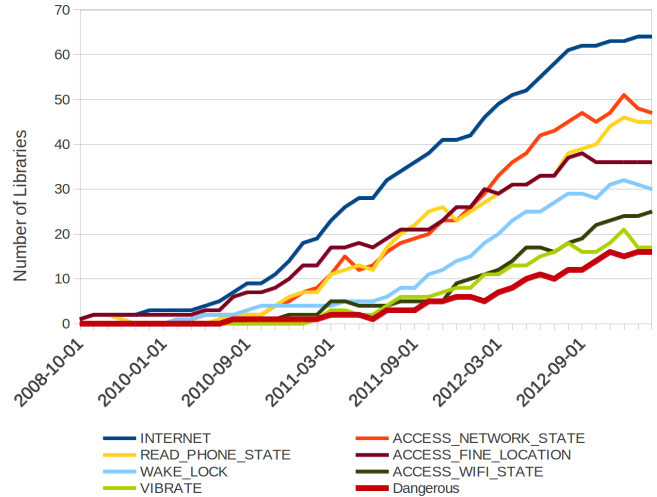


Fig. 2. Number of Libraries Able to Use Permission

by the greatest number of libraries. Figure 2 shows the number of libraries capable of using the seven most common permissions.³ A number of less common, but potentially dangerous permissions are grouped together under the heading of “Dangerous”. A library that used one or more of these permissions was categorized as using dangerous permissions.

We categorize permissions as potentially dangerous when they provide access to personal user information, make it possible to directly monitor the user’s activity, allow the library to make operations that cost money, or provide access to the system state. For more information, see section III-E.

It is important to note that the ability of an ad library to utilize these permissions does not necessarily mean that they were being abused. With appropriate user confirmation, many of them could have legitimate uses. However, as these permissions also enable various sorts of abuse, they are worthy of special scrutiny.

While Figure 2 gives a count of the number of libraries using a particular permission, it may be more useful to present this data on a percentage basis. Figure 3 represents the percent of known libraries using a given permission for the months where we had data on five or more libraries. The data becomes more precise for later months where we were able to measure additional ad libraries. As can be seen, most permissions, including the dangerous permissions, show an increasing trend, a potential cause for concern.

Although we did not conduct a comprehensive analysis of all API calls requiring permissions, some notes may be made on the most popular permissions. The universal use of the INTERNET permission corresponds to the ad library’s most basic function — downloading and displaying advertisements. The ACCESS NETWORK STATE permission is used by a number of libraries to call `android.net.ConnectivityManager`.

³In the cases where multiple versions of a library dated to a single month, we took the union of all the permissions called for by any version of the library.

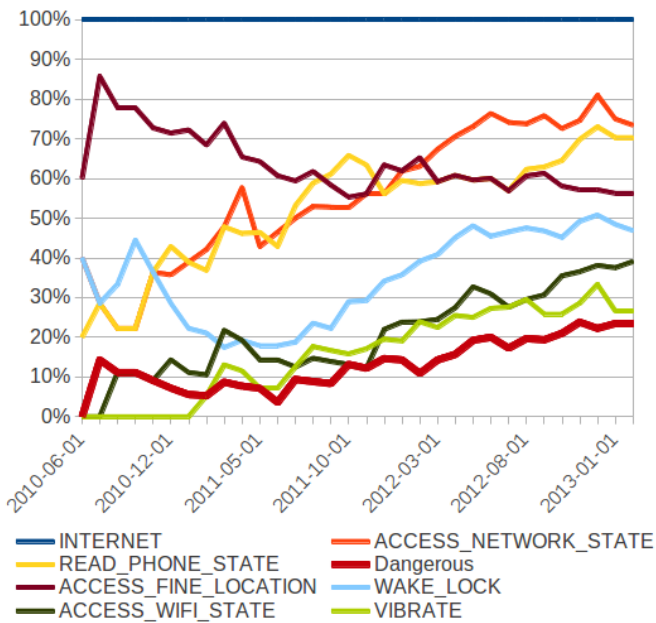


Fig. 3. Percent of Libraries Able to Use Permission

getActiveNetworkInfo, presumably in order to determine the connection over which they are requesting data. The READ PHONE STATE permission is necessary for retrieving a device ID from the telephony manager. Likewise, ACCESS WIFI STATE may be used to obtain the MAC address of the device to help identify it (and its user) uniquely. WAKE LOCK is used by some video playback API calls. VIBRATE is self-explanatory. While ACCESS FINE LOCATION is also self-explanatory, it is worth noting that all library calls surveyed that made use of system calls for location data used calls that could use either ACCESS FINE LOCATION or ACCESS COURSE LOCATION, depending on which permission was available.

C. Library Market Share

Of course, data that only tracks the number of libraries using a certain permission is somewhat artificial, as some libraries are much more popular than others. In order to understand better the permissions accessible by the ad libraries that might be present on a randomly chosen device, we corrected the data based on the popularity of a given ad library.

Library popularity can be measured in two different ways — by the number of apps using a library, and by the cumulative number of installs for a given library across all apps that include it. Figure 4 shows the number of apps within our dataset where each library was detected, and an estimate of the number of installs for each library. The top 10 libraries represent 71% of all measured installs.

Google reports app install data based on ranges with a factor of two or five between the top and the bottom of the range. (e.g., 1,000–5,000 installs or 5,000–10,000 installs.) For our analysis, we chose the low end of the range as a conservative estimate of the number of installs for a given app. Because we do not have more precise install counts, the

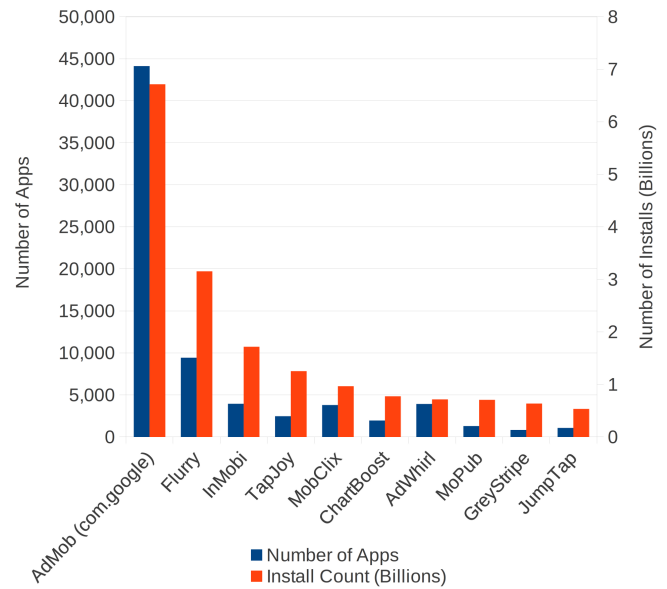


Fig. 4. Top 10 Libraries by Installs. The number of apps containing a given library is presented on the primary Y axis, and the number of installs for a given library on the secondary Y axis.

actual numbers may be greater by as much as a factor of five. Additionally, because the install count only considers apps within our dataset, when other apps are included, the numbers undoubtedly become larger. Nevertheless, these counts give us an effective means to compare the relative popularity of different libraries.

Because our set of apps focused on those apps with higher numbers of installs, this data should accurately reflect the popularity of ad libraries among the most popular apps. It is possible that a different distribution is found among less popular apps. However, as the more popular apps are, by definition, more likely to be found on any given device, we believe that this distribution is reflective of the distribution of ad libraries likely to be found on a user’s device.

It is worth noting that while a few libraries (particularly Google’s AdMob) have a clearly dominant position in the marketplace, there are a large number of libraries with significant market share. The top 25 libraries have approximately 90% market share, while the top 33 have 95% market share. It is, of course, likely that we failed to identify some ad libraries, although we assume that we were able to correctly identify the most popular ones.

Given the fact that there are dozens of different ad libraries with significant market share (nearly all of the libraries we surveyed had tens if not hundreds of millions of installs), it becomes clear that the security of a user’s data and device depends on the behavior of a large number of principals. While we did not attempt to estimate the number of libraries likely to be found on a typical device, this data shows that there is certainly a possibility for many libraries to be present, each of which presents security concerns.

D. Install Weighted Permission Usage

Using library popularity data to weight the various libraries, it then becomes possible to see the permissions that might be accessible to a “typical” ad library install. Because the granularity of the data made it difficult to reconstruct the historic market share of different ad libraries, we made the assumption that library market share remained constant over the period studied. The results of this analysis is shown in Figure 5.⁴ We observe that the general trends are similar to the trends seen when we considered individual libraries, but the absolute values for some permissions are different. In particular, ACCESS_WIFI_STATE is used in a lower percentage of installs, as is VIBRATE. ACCESS_FINE_LOCATION, however, is more common, mainly due to the use of android.location.LocationManager.getLastKnownLocation in some versions of AdMob. The removal of that API call accounts for the significant drop in that permission in the middle of 2012. It can be seen that the use of dangerous permissions is somewhat less common, as they are not used by the largest ad libraries. Likewise, the permissions used to generate unique tracking IDs (READ_PHONE_STATE and ACCESS_WIFI_STATE) are somewhat less common.⁵ The VIBRATE permission is much less commonly used.

E. Dangerous Permissions

The subset of permissions which we labeled “Dangerous Permissions” comprises a relatively small set of the permissions used by Android ad libraries, but is still of particular interest. Figure 6 shows the install weighted prevalence of the various dangerous permissions among the libraries studied. Although the data is noisy due to the relatively small number of libraries using these permissions, a generally increasing trend can be seen. A brief review of these permissions gives some indication of their use. GET_TASKS refers to processes, not a user to-do list, and seems often to be used for API calls such as android.app.ActivityManager.getRunningTasks and android.app.ActivityManager.getRecentTasks. These may be used in conjunction with PackageManager, which will return the list of installed apps without requiring any permissions, in order to determine which apps are installed on the device, and which are regularly used. This data represents a potential privacy breach, and could represent a security weakness if the apps are scanned to identify apps that have potential security weaknesses.

The SOCIAL_STREAM, CONTACTS, and SYNC_SETTINGS permissions are used by calls such as android.provider.ContactsContract.Contacts.getLookupUri to obtain information about the user’s contacts. The GET_ACCOUNTS permission allows the library to identify if a

⁴The downward spike in the ACCESS_FINE_LOCATION permission in March of 2012 is due to version 5.0.0 of AdMob. We did not detect any location code in the few samples of that version that we collected, although we did find it in version 6.01, which was dated slightly later.

⁵Android supplies an install specific ID that can be accessed without any permissions (Settings.Secure.ANDROID_ID). However, this ID may change upon factory reset, or on a rooted phone. Occasional implementation bugs may result in it being missing, or the same across multiple devices. These shortcomings may encourage library designers to seek other IDs.

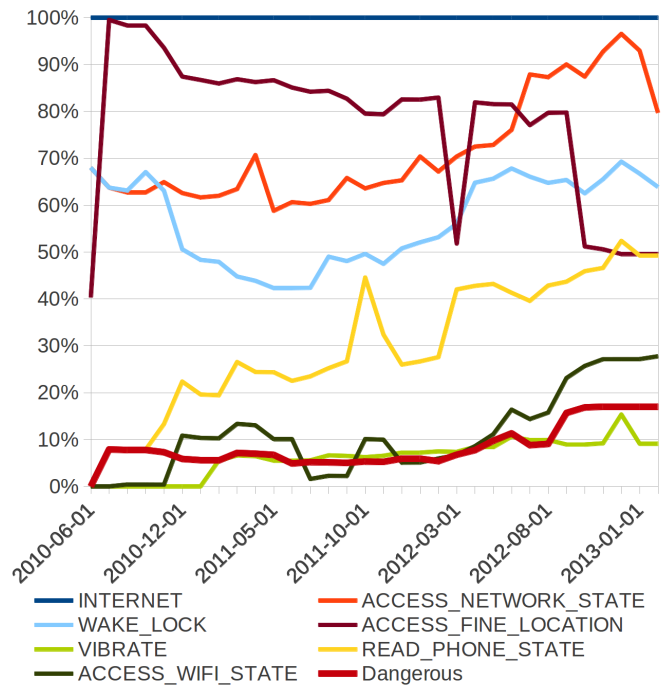


Fig. 5. Percent of Library Installs Able to Use Permission

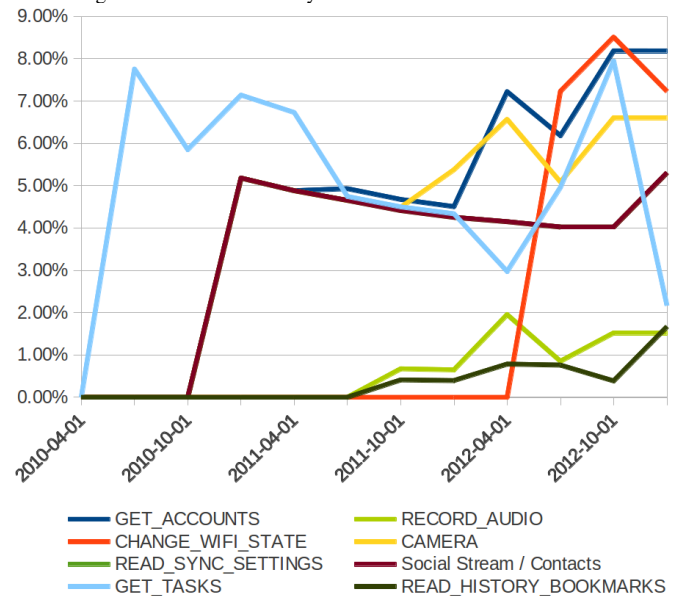


Fig. 6. Dangerous Permissions: Percent of Library Installs Able to Use Permission

user has an account on their device with a provider such as Google or Facebook through an API call such as android.accounts.AccountManager.getAccountsByType. While full credentials for a user’s accounts are not returned, the account name is. For example, on Google accounts, the account name is the user’s email address, allowing the ad agency to potentially send e-mail to the user, while providing another unique identifier. CHANGE_WIFI_STATE is used by some ad libraries to scan for WiFi access points, which has potential

value in determining the user's location. The use of the CAMERA permission allows the library to control the camera directly, without the need to send an intent to the camera application. Some libraries advertise the ability for the user to interact with the ad by taking pictures and uploading them to the ad server. The RECORD_AUDIO permission is likewise used by some ad providers to record audio. Likewise, the READ_HISTORY_BOOKMARKS is used to read the web browser bookmarks through the `android.provider.Browser.getAllBookmarks` interface. The privacy issues involved in this are obvious.⁶

F. Comparison With Other Datasets

In order to further assess the accuracy of our results, we compared them with a library of 5,000 Android apps retrieved from the Android Market (now Google Play) in May of 2011, as part of the AdSplit project [11]. When analyzed through the same process, these apps yielded 3,374 ad libraries, a slightly smaller ratio than the principal dataset. When the permissions used by those libraries were analyzed, they were substantially the same as the inferred values for May of 2011. The greatest variation was in the VIBRATE permission, which showed up in 15% of libraries in the 2011 sample, while the 2013 data implied a 7% rate. Of course, the 2011 sample undoubtedly contains many apps older than the sample date. Unfortunately, however, metadata to track the app release dates was not collected with the AdSplit sample, so we can not attempt to reconstruct the release dates for the ad libraries found therein.

G. Overall Trends

Whether considered on a per-library or per-install basis, it is clear that the number of permissions which the average ad library is capable of using has been steadily increasing over the two and a half year period for which we had reasonable data. Particular growth is seen in the READ_PHONE_STATE and ACCESS_NETWORK_STATE permissions, although almost all permissions show an upward trend. Presumably, this is because ad library developers find that their libraries are more effective when they make use of these additional permissions.

Unfortunately for users, however, most of the permission creep seems directed not at making the ad libraries work more smoothly and efficiently (with the possible exception of the ACCESS_NETWORK_STATE permission), but at extracting additional data about the user. Permission growth occurs largely in the permissions needed to uniquely identify the device (and, by extension, the user), such as READ_PHONE_STATE and ACCESS_WIFI_STATE, and in permissions that make ads more obtrusive, such as VIBRATE. It is possible that some of the permission growth relates to an increasing ability of ad libraries to incorporate rich media such as video — in particular, the WAKE_LOCK permission seems to be related to

⁶In addition to the permissions included in the graph, several other, extremely rare, permissions were included in the set of dangerous permissions. They are: KILL_BACKGROUND_PROCESSES, SEND_SMS, WRITE_HISTORY_BOOKMARKS, WRITE_EXTERNAL_STORAGE, MANAGE_ACCOUNTS, WRITE_SYNC_SETTINGS, AUTHENTICATE_ACCOUNTS, RESTART_PACKAGES, BLUETOOTH, BLUETOOTH_ADMIN, BROADCAST_STICKY, and MODIFY_AUDIO_SETTINGS.

video API calls. However, most seems to be simply related to the collection of additional data on the user.

Within the area of permission growth the permissions identified as dangerous represent a significant area of concern. While the libraries that make use of these permissions comprise a small portion of the total sample, a growing number of libraries do make use of them. The same dynamics seem to be at work as with the more common permissions — a desire for a more intrusive ad experience coupled with a desire to obtain more information regarding the user. MobClix, one of the largest users of permissions, seeks to attract advertisers by advertising the ability to access contacts, the user's media library, GPS, calendar, camera, e-mail, and SMS [12].

The principal exception to increasing permission use is a steady decline in the number of libraries making use of the ACCESS_FINE_LOCATION and ACCESS_COARSE_LOCATION permissions. Google has played a significant role by removing location code from its AdMob library (although app developers can still choose to pass location information manually) but this change has also been reflected in a large number of other libraries. It may be that ad providers are able to obtain sufficiently detailed location information from the phone's IP address, or that the commercial value of location information is less than was once expected, but it is also possible that users' privacy concerns have created an environment where app developers prefer to use ad libraries that do not include location code. Overall, however, ad library permission usage remains on an increasing trend.

IV. RELATED WORK

A number of authors have analyzed Android applications to assess security vulnerabilities. For example, Enck et al. [13] conduct a broad study of security vulnerabilities in 1,100 disassembled apps. Gibler et al. [14] use static analysis to identify potential leaks of personal information in Android applications.

A significant amount of research has been conducted into Android ad libraries. Stevens, et al. [3] analyze 13 ad libraries, comparing their permission usage with their documented permission requirements, and show privacy weaknesses related to user tracking as well as system APIs exposed to Javascript exploits. Grace, et al. [6] conduct a similar analysis on 100 ad libraries selected from 100,000 apps. They likewise identify permission usage and other security risks, such as the potential to load and execute arbitrary bytecode through the ad interface. Neither of these papers, however, consider the development of ad libraries over time, or even make reference to variations among different versions of the same library.

Additional research has targeted other aspects of the Android ad ecosystem. The data traffic [15] and energy [16] usage involved in displaying ads has been examined. Leontiadis, et al. [2] look at the other side of the issue, considering the importance of advertising, including access to personal information, in maintaining the Android app ecosystem, while examining various ways of regulating and monitoring an Android application's access to personal data. Vallina Rodriguez

et al. [17] study mobile ads through an analysis of network traffic on a major European mobile carrier, considering energy implications and ways of optimizing the ad delivery system.

Significant work has also been done on resolving the security issues involved in the current Android ad model. One of the most prominent approaches has been to advocate separating ads from applications, enabling isolation of permissions and data [11] [18]. In particular, the AdSplit framework considers the value of providing advertisers with protection against fraudulent behavior on the part of app developers, while at the same time separating apps and ad libraries, allowing each to function with separate permissions.

V. APP STORE POLICING

After we collected our original data, Google conducted a purge of some 60,000 apps from Google Play [?]. We were interested in seeing how the apps in our sample fared, and so we re-surveyed the apps to see which had been removed. While many of the apps re-appeared on Google Play within a matter of days (presumably with changes made to address Google’s concerns), we were able to identify 9,980 apps from our sample (almost 10%) that were no longer available. While some of the apps may have been removed by their publisher, it seems likely that many were removed by Google.

After identifying the missing applications, we went back to our original data set to see what ad libraries were used in those apps. We found that apps containing certain libraries were much more likely to be removed than others. Some of the libraries whose apps were disproportionately removed are included in Figure 7. The column “Missing” indicates the number of apps containing a library that were removed. “Original” gives the number of apps in the original sample that contained the library. The next column gives the percentage of the total number of apps that were removed. “Permissions” gives the total number of permissions that we identified as being usable by the library.

While we made this discovery too close to publication time for more in-depth analysis, further research could determine if the restored versions of these apps lacked these libraries, suggesting that removal of these apps is related to the behavior of their ad libraries. While we have no inside knowledge of what caused Google to select some of these apps for being removed, it’s possible that poorly-behaved advertising libraries might be complicit in their host applications’ deletion. By looking at the “permissions” column (fig. 7), we can see that these advertising libraries seem to use an unusually high number of permissions. However, the fact that some instances of apps using these libraries were deleted while others remain suggests that Google isn’t simply banning specific advertising libraries.

Many of the libraries included in Figure 7 exhibited additional negative behavior: EverBadge and AirPush place launch icons on the user’s home screen; AirPush, MobPartner, and SendDroid all publicize the ability to send advertisements to users in the form of push notifications. Ongoing analysis

	Missing	Original	Removed	Permissions
EverBadge	81	134	60.5%	2
Hunt Mobile	161	354	45.5%	3
AirPush †	801	1966	40.7%	9
SendDroid	417	1,335	31.2%	8
Waps	57	192	29.7%	8
Tapit	130	458	28.4%	7
AdsMogo	19	67	28.4%	8
Adfonic	186	767	24.3%	5
RevMob	166	706	23.5%	6
Average			11.6%	5.62

Fig. 7. Libraries found in apps removed from Google Play.

will be able to determine the shifting nature of ad libraries, as well as Google’s response to the challenges posed by them.

VI. FUTURE WORK

Much remains to be done in tracking the development of the Android ad ecosystem. Ongoing sampling of Google Play would allow the construction of a dataset of apps providing greater detail for diachronic studies. Similar sampling of third party app stores would provide an additional longitudinal dataset of significant value.

Additionally, more precise measurement of the available data may yield interesting insights. Static analysis could reveal the conditions under which the various API calls are made, and help to determine if they are explicitly triggered by the user, an important measurement for privacy questions. It is conceivable that, while apps are capable of making more sensitive API calls, they are also making them in a more responsible fashion.

Furthermore, a more thorough understanding of the information exchanged between the app and its libraries, and between the libraries and the ad servers are also needed. We will seek to address many of these issues in our ongoing research.

VII. CONCLUSION

The Android environment was carefully designed to provide security by separating applications from each other and limiting their permissions. It also provides strong infrastructure for patching and updating applications, either in response to security flaws or to fix bugs and provide new features. However, the development of ad libraries exposes a significant weakness in that design. Because an ad library is bundled within an application, it operates with the same permissions as the application. There is also no way for the library developer to push updates, aside from releasing a new library version and encouraging developers to adopt it. It was this flaw that made it possible for us to sample older library versions by looking at apps currently released for download.

Our research showed that ad libraries are increasingly taking advantage of permissions that may be requested by the host application. With the exception of location data, we observed a steady increase in the number of permissions ad libraries were capable of utilizing. Particularly disturbing is the growth in the usage of various dangerous permissions that pose particular

privacy risks. While these permissions are used by only a small number of ad libraries, their use is steadily growing, and should be considered with particular scrutiny. Given the increasing intrusiveness of advertising libraries on the Android platform, the importance of community norms to protect user privacy becomes ever clearer. Without an effective response from Google, via its Play Store, the only viable alternative to protect users' privacy would seem to be government regulation.

VIII. ACKNOWLEDGEMENTS

We thank Adrienne Felt and Daniel Sandler for their thoughtful suggestions, as well as the useful feedback from the anonymous referees. This work was supported, in part, by NSF grants CNS-1117943 and CNS-0964566.

REFERENCES

- [1] Strategy Analytics, "Android & Apple iOS capture a record 92 percent share of global smartphone shipments in Q4 2012," 2013. [Online]. Available: <http://blogs.strategyanalytics.com/WSS/post/2013/01/28/Android-and-Apple-iOS-Capture-a-Record-92-Percent-Share-of-Global-Smartphone-Shipments-in-Q4-2012.aspx>
- [2] I. Leontiadis, C. Efstathiou, M. Picone, and C. Mascolo, "Don't kill my ads!: balancing privacy in an ad-supported mobile application market," in *Proceedings of the Twelfth Workshop on Mobile Computing Systems & Applications*. ACM, 2012, p. 2.
- [3] R. Stevens, C. Gibler, J. Crussell, J. Erickson, and H. Chen, "Investigating user privacy in Android ad libraries," in *Mobile Security Technologies (MoST) 2012*, 2012.
- [4] A. P. Felt, E. Ha, S. Egelman, A. Haney, E. Chin, and D. Wagner, "Android permissions: User attention, comprehension, and behavior," in *Proceedings of the Eighth Symposium on Usable Privacy and Security*. ACM, 2012, p. 3.
- [5] Business Insider. (2011, May) These 26 Android apps will steal your phone's information. [Online]. Available: http://articles.businessinsider.com/2011-05-31/tech/29960806_1_malicious-code-android-market-apps
- [6] M. Grace, W. Zhou, X. Jiang, and A. Sadeghi, "Unsafe exposure analysis of mobile in-app advertisements," in *Proceedings of the fifth ACM conference on Security and Privacy in Wireless and Mobile Networks*. ACM, 2012, pp. 101–112.
- [7] Google. (2013, Jan.) Google Play overview. [Online]. Available: <http://play.google.com/about/overview/index.html>
- [8] —, "Release notes — Google AdMob ads SDK," Feb. 2013. [Online]. Available: <https://developers.google.com/mobile-ads-sdk/docs/rel-notes>
- [9] K. Au, Y. Zhou, Z. Huang, and D. Lie, "Pscout: Analyzing the Android permission specification," in *Proceedings of the 19th ACM conference on Computer and Communications Security*. ACM, 2012, pp. 217–228.
- [10] A. P. Felt, E. Chin, S. Hanna, D. Song, and D. Wagner, "Android permissions demystified," in *Proceedings of the 18th ACM conference on Computer and communications security*. ACM, 2011, pp. 627–638.
- [11] S. Shekhar, M. Dietz, and D. S. Wallach, "Adsplit: Separating smartphone advertising from applications," in *Proceedings of the 21st USENIX Security Symposium*, 2012.
- [12] MobClix, "The next level of engagement: Rich media interactive ads," Feb. 2013. [Online]. Available: <http://www.mobclix.com/richmedia/>
- [13] W. Enck, D. Ocateau, P. McDaniel, and S. Chaudhuri, "A study of Android application security," in *Proceedings of the 20th USENIX Security Symposium*, 2011.
- [14] C. Gibler, J. Crussell, J. Erickson, and H. Chen, "AndroidLeaks: automatically detecting potential privacy leaks in Android applications on a large scale," *Trust and Trustworthy Computing*, pp. 291–307, 2012.
- [15] L. Zhang, D. Gupta, and P. Mohapatra, "How expensive are free smartphone apps?" *ACM SIGMOBILE Mobile Computing and Communications Review*, vol. 16, no. 3, pp. 21–32, 2012.
- [16] A. Pathak, Y. C. Hu, and M. Zhang, "Where is the energy spent inside my app?: fine grained energy accounting on smartphones with eprof," in *Proceedings of the 7th ACM European conference on Computer Systems*. ACM, 2012, pp. 29–42.
- [17] N. Vallina-Rodriguez, J. Shah, A. Finamore, Y. Grunenberger, H. Hadjadi, and J. Crowcroft, "Breaking for commercials: Characterizing mobile advertising," in *Proceedings of the 12th Internet Measurement Conference*, 2012.
- [18] P. Pearce, A. P. Felt, G. Nunez, and D. Wagner, "AdDroid: Privilege separation for applications and advertisers in Android," in *Proceedings of AsiaCCS*, 2012.

IX. APPENDIX 1

The following chart summarizes the raw data collected for this research. The first column gives the name of the ad agency, the second column gives the number of apps in which any version of that agency's libraries were found. The third column gives a lower bound for the number of times that the libraries are installed. The fourth column gives the total number of permissions used in at least 2% of the libraries from that agency. The package name is the package name by which we identified the library in question.

†Only versions of AirPush that did not have obscured package names were recorded, providing a lower bound on the number of installs.

	Library Name	Number of Apps	Install Count	Number of Permissions	Package Name
1	AdMob (com.google)	44,107	6,711,025,298	5	com.google.ads
2	Flurry	9,411	3,150,987,621	5	com.flurry
3	InMobi	3,933	1,713,911,340	7	com.inmobi
4	TapJoy	2,456	1,250,599,000	5	com.tapjoy
5	MobClix	3,782	963,004,760	15	com.mobclix
6	ChartBoost	1,935	772,087,100	4	com.chartboost
7	AdWhirl	3,913	712,401,775	4	com.adwhirl
8	MoPub	1,283	703,792,000	5	com.mopub
9	GreyStripe	816	633,353,550	4	com.greystripe
10	JumpTap	1,054	530,924,930	6	com.jumptap
11	Google Analytics	1,258	530,527,776	2	com.google.analytics
12	AdMob (com.admob)	6,931	507,426,872	5	com.admob
13	Burstly	105	433,160,050	7	com.burstly
14	SponsorPay	454	393,370,000	3	com.sponsorpay
15	Cauly	1,504	367,011,400	7	com.cauly
16	MobFox	1,931	356,714,780	6	com.mobfox
17	Vpon.com	687	315,392,200	6	com.vpon
18	AppBrain	2,081	311,924,110	2	com.appbrain
19	Daum.net	1,888	310,528,010	11	net.daum
20	AdMarvel	611	244,899,550	6	com.admarvel
21	AppLovin	987	244,547,600	9	com.applovin
22	AdFonic	767	225,023,320	5	com.adfonic
23	MdotM	637	218,410,710	5	com.mdotm
24	GetJar	255	191,135,000	6	com.getjar
25	NexAge	301	179,990,000	7	com.nexage
26	InnerActive	884	176,181,360	6	com.inneractive
27	Pontiflex	520	164,456,100	6	com.pontiflex
28	ZestAdz	690	148,549,000	1	com.zestadz
29	MadHouse	438	146,908,110	9	com.madhouse
30	Smaato	816	145,135,170	6	com.smaato
31	YouMi	534	145,130,600	8	net.youmi
32	mAdvertise.de	645	134,302,100	5	de.madvertise
33	DoMob.cn	664	126,351,770	8	cn.domob
34	Jirbo/AdColony	362	125,025,000	4	com.jirbo.adcolony
35	RevMob	706	106,903,620	6	com.revmob
36	SendDroid	1,335	92,244,650	8	com.senddroid
37	AirPush†	1,966	91,891,250	9	com.airpush
38	Tapit	458	87,377,220	7	com.tapit
39	Medialets	243	81,765,050	6	com.medialets
40	Mediba	964	76,796,010	4	mediba.ad
41	Papaya	377	71,573,750	15	com.papaya
42	Hunt Mobile Ads	354	57,602,320	3	com.huntmads
43	RhythmNewMedia	194	50,345,050	6	com.rhythmnewmedia
44	TapForTap	424	38,493,210	4	com.tapfortap
45	AdKnowledge	578	34,113,760	3	com.adknowledge
46	Metaps	134	29,850,000	4	net.metaps
47	WiYun	361	21,809,100	12	com.wiyun
48	Vdopia.com	179	21,587,000	3	com.vdopia
49	Waps	192	21,271,000	8	com.waps
50	AdWo	336	14,353,600	4	com.adwo
51	MoboSquare	8	14,210,000	3	com.mobosquare
52	Vserv	161	11,722,100	6	mobi.vserv
53	WooBoo	203	10,542,100	7	com.wooboo
54	EverBadge	134	10,051,010	2	com.everbadge
55	AirAd	138	8,856,000	5	com.mt.airad
56	Noqoush/AdFalcon	102	7,361,000	5	com.noqoush.adfalcon
57	Moolah	268	6,190,000	4	com.moolah
58	Kuguo	160	5,354,010	11	com.kuguo
59	BuzzCity	22	5,180,000	2	buzzcity
60	AdsMogo	67	4,890,000	8	com.adsmogo
61	SellaRing	94	3,331,000	7	com.sellaring
62	StartApp	22	1,535,000	3	com.startapp
63	AdModa	11	1,450,000	1	com.admoda
64	MobPartner	5	1,040,000	2	com.mobpartner
65	QuClix	9	345,000	2	com.quclix
66	lDevelop	7	176,000	1	com.ldevelop
	TOTALS	108,852	24,274,397,772		